

**Ice nucleation in
mixed aerosols**

M. R. Beaver et al.

Ice nucleation in sulfuric acid/organic aerosols: implications for cirrus cloud formation

M. R. Beaver¹, M. J. Elrod², R. M. Garland¹, and M. A. Tolbert¹

¹Department of Chemistry and Biochemistry and CIRES, University of Colorado, Boulder, Colorado, 80309, USA

²Department of Chemistry and Biochemistry, Oberlin College, Oberlin, Ohio, 44074, USA

Received: 18 January 2006 – Accepted: 31 January 2006 – Published: 28 March 2006

Correspondence to: M. A. Tolbert (margaret.tolbert@colorado.edu)

Title Page

Abstract

Introduction

Conclusions

References

Tables

Figures

◀

▶

◀

▶

Back

Close

Full Screen / Esc

Printer-friendly Version

Interactive Discussion

EGU

Abstract

Using an aerosol flow tube apparatus, we have studied the effects of aliphatic aldehydes (C_3 to C_{10}) and ketones (C_3 and C_9) on ice nucleation in sulfuric acid aerosols. Mixed aerosols were prepared by combining an organic vapor flow with a flow of sulfuric acid aerosols over a small mixing time (~ 60 s) at room temperature. No acid-catalyzed reactions were observed under these conditions, and physical uptake was responsible for the organic content of the sulfuric acid aerosols. In these experiments, aerosol organic content, determined by a Mie scattering analysis, was found to vary with the partial pressure of organic, the flow tube temperature, and the identity of the organic compound. The physical properties of the organic compounds (primarily the solubility and melting point) were found to play a dominant role in determining the mode of nucleation (homogenous or heterogeneous) and the specific freezing temperatures observed. Overall, very soluble, low-melting organics, such as acetone and propanal, caused a decrease in aerosol ice nucleation temperatures when compared with aqueous sulfuric acid aerosol. In contrast, sulfuric acid particles exposed to organic compounds of eight carbons and greater, of much lower solubility and higher melting temperatures, nucleate ice at temperatures above aqueous sulfuric acid aerosols. Organic compounds of intermediate carbon chain length, C_4 - C_7 , (of intermediate solubility and melting temperatures) nucleated ice at the same temperature as aqueous sulfuric acid aerosols. Interpretations and implications of these results for cirrus cloud formation are discussed.

1 Introduction

Cirrus clouds, composed of water ice, form in the upper troposphere and are generally thought to have an overall warming effect at the Earth's surface. Since the occurrence of cirrus has increased beyond that attributable to aviation effects over the last few decades (Fahey and Schumann, 1999), changes in other anthropogenically produced

Ice nucleation in mixed aerosols

M. R. Beaver et al.

Title Page

Abstract

Introduction

Conclusions

References

Tables

Figures

◀

▶

◀

▶

Back

Close

Full Screen / Esc

Printer-friendly Version

Interactive Discussion

Ice nucleation in mixed aerosols

M. R. Beaver et al.

aerosols could be another factor responsible for this increase. A more complete understanding of the critical factors involved in ice nucleation is needed to better model cirrus formation in the upper troposphere and its impact on climate. Sulfate aerosols, ubiquitous throughout the upper troposphere, are known to be important in the formation of cirrus clouds. Several laboratory studies, using a variety of techniques, have established homogeneous ice nucleation conditions for aqueous sulfuric acid aerosols over the tropospheric relevant concentration range (<40 wt% H_2SO_4) (Bertram et al., 1996; Koop et al., 1998; Chen et al., 2000; Cziczo and Abbatt, 2001; Prenni et al., 2001b). There is much less data available for ice nucleation from other inorganic and organic species. However, based on physical data of melting and freezing temperatures of inorganic and organic compounds, Koop et al. (2000) have proposed a model which posits that aerosol water activity is the controlling factor in determining ice nucleation temperatures in the atmosphere.

It is currently known that organic compounds can constitute a significant mass fraction of individual upper tropospheric aerosols (Murphy et al., 1998). It has also recently been observed that atmospheric particles with high organic content are not as efficient at ice nucleation (DeMott et al., 2003; Cziczo et al., 2004). The effects that organic compounds have on the ability of particles to nucleate ice has only recently begun to be studied in the laboratory. Prenni et al. (2001a) found pure dicarboxylic acids were not as efficient ice nuclei as sulfate particles of the same size. Wise et al. (2004) found that, in general, for internally mixed ammonium sulfate/dicarboxylic acid particles, the water activity of the aerosol could be used to predict ice nucleation conditions, in agreement with the Koop et al. (2000) model. A recent modeling study has investigated the role of dicarboxylic acids in atmospheric ice formation and found that changes in water uptake can affect the size of particles containing organics and thus can explain the observations that organic containing particles are less efficient at ice nucleation (Kärcher and Koop, 2005).

While ice nucleation has mainly been studied for mixtures of dicarboxylic acids with ammonium sulfate, other carbonyl-containing compounds, such as aldehydes and ke-

[Title Page](#)[Abstract](#)[Introduction](#)[Conclusions](#)[References](#)[Tables](#)[Figures](#)[◀](#)[▶](#)[◀](#)[▶](#)[Back](#)[Close](#)[Full Screen / Esc](#)[Printer-friendly Version](#)[Interactive Discussion](#)

**Ice nucleation in
mixed aerosols**

M. R. Beaver et al.

[Title Page](#)[Abstract](#)[Introduction](#)[Conclusions](#)[References](#)[Tables](#)[Figures](#)[◀](#)[▶](#)[◀](#)[▶](#)[Back](#)[Close](#)[Full Screen / Esc](#)[Printer-friendly Version](#)[Interactive Discussion](#)

tones, have been investigated at warmer temperatures to probe acid-catalyzed reactions with sulfuric acid (Iraci and Tolbert, 1997; Jang et al., 2002; Nozière and Riemer, 2003; Michelsen et al., 2004; Garland et al., 2006; Liggio et al., 2005; Nozière and Esteve, 2005; Zhao et al., 2005). An important characteristic of these acid-catalyzed reactions is the ability to form products of lower vapor pressure and solubility as well as higher melting points than the initial reactant compounds. The atmospheric presence of these carbonyl compounds is due to both primary emission from biogenic and anthropogenic sources, and from photo-oxidation of other volatile organic compounds (VOCs). The series of aliphatic aldehydes, from C₃-C₁₀, have been measured in ambient Los Angeles air samples at levels ranging from 0.41 to 1.09 ppb, with nonanal (C₉) being the most abundant (Grosjean et al., 1996). Ketones such as acetone and 2-butanone were observed at similar levels in the same study. While laboratory studies have provided evidence for possible reaction of these carbonyl compounds with concentrated sulfuric acid at room temperature, there is no data available for ice nucleation when these compounds interact with dilute sulfuric acid aerosols at low temperature.

If the water equilibrium is maintained in sulfuric acid aerosols with significant organic content in the atmosphere, the Koop et al. (2000) water activity model predicts that the ice nucleation temperatures for these complex particles would be unchanged from the aqueous sulfuric acid aerosol case. The Koop et al. (2000) model is also potentially applicable even if aerosols are not in equilibrium with atmospheric water vapor, as long as the aerosol organic content can be determined and related to aerosol water activity. However, field measurements have indicated that mixed organic/sulfate aerosol might be less efficient at ice nucleation (DeMott et al., 2003; Cziczo et al., 2004). One possible explanation for this observation is that the presence of organic compounds modifies the water uptake properties of the aerosol, and serves to sever the equilibrium between aerosol water content and atmospheric water vapor.

Given these possibilities and observations, a series of the straight-chain aliphatic C₃-C₁₀ aldehydes, as well as two ketones, acetone and 2-nonanone, were added to a single composition sulfuric acid aerosol of tropospheric relevance (15 wt% H₂SO₄) to

determine the effects on ice nucleation. The findings of the present work indicate that the physical properties of the organics contained in the aerosol may play a key role in determining atmospheric ice nucleation mechanisms and temperatures.

2 Experimental

2.1 Ice nucleation

The experimental apparatus used for measuring ice nucleation from mixed carbonyl and sulfuric acid particles is shown in Fig. 1. Submicrometer sulfuric acid aerosols were generated using an atomizer (TSI Model 3076) with a Harvard apparatus syringe pump. A 30 wt% sulfuric acid solution, prepared with distilled, deionized water, was fed at 0.3 mL/min through the atomizer with pre-purified (PP)-N₂ as the carrier gas. After atomization, the sulfuric acid aerosols were conditioned by passing through a sulfuric acid conditioning bath, which had the effect of adding water to the particles to achieve the desired 15 wt% composition. A flow of organic vapor was merged with the aerosol flow by passing PP-N₂ through a reservoir of organic liquid.

The partial pressure of the organic vapor was controlled by holding the organic reservoir at fixed temperatures ranging from -78°C to +24°C. In order to quantify the amount of organic to which the sulfuric acid aerosols were exposed, the actual partial pressures of organics were measured in the flow tubes using the infrared absorbance of the organic in the absence of aerosols. Although some infrared absorption cross-sections were available in the literature, infrared absorption cross sections were separately determined for all compounds in the present study and used to calculate partial pressures. An infrared gas cell, with a pathlength of 8.25 cm, was filled with the organic compound of interest to pressures ranging from 0.5 to 10.0 torr, measured with a baratron capacitance manometer. All spectra collected were referenced to the background spectrum of the empty gas cell. The absorbance peak height of the aldehydic carbon-hydrogen stretch around 2712 cm⁻¹ was used to determine the

Ice nucleation in mixed aerosols

M. R. Beaver et al.

Title Page

Abstract

Introduction

Conclusions

References

Tables

Figures

◀

▶

◀

▶

Back

Close

Full Screen / Esc

Printer-friendly Version

Interactive Discussion

Ice nucleation in mixed aerosols

M. R. Beaver et al.

cross-sections for aldehydes while the aliphatic carbon-hydrogen stretch at 2977 cm^{-1} was used for acetone. Measured infrared absorption cross-sections are listed in Table 1. The NIST database reference spectra were used to calculate cross-sections of $2.00 \times 10^{-3}\text{ cm}^{-1}\text{ torr}^{-1}$ and $1.45 \times 10^{-3}\text{ cm}^{-1}\text{ torr}^{-1}$ for propanal and acetone, respectively (Thermodynamics Source Database, 2005). Our measured values of $2.13 \times 10^{-3}\text{ cm}^{-1}\text{ torr}^{-1}$ and $9.78 \times 10^{-4}\text{ cm}^{-1}\text{ torr}^{-1}$ for propanal and acetone, respectively, agree reasonably well with the NIST database. Cross-sections could not be determined experimentally for 2-nonanone or decanal due to vapor pressure limitations.

The particles and organic vapor were allowed to mix for approximately one minute before entering the aerosol flow tubes. After the mixing period, the organic/sulfuric acid particles entered the temperature-controlled flow tube apparatus similar to that used by Prenni et al. (2001b) and Wise et al. (2004). The aerosol passes through three tubes, with inner diameters of 4 cm, which are cooled with recirculated methanol from Neslab refrigerators. The first in the series of flow tubes (90 cm) was held at a constant temperature of -19.0°C ($\pm 1.5^\circ\text{C}$) for all experiments. This conditioning tube served to maintain the sulfate to water ratio of the aerosols and to precool the aerosols. Fourier transform infrared (FTIR) spectroscopy was used to observe the aerosols in the third tube (80 cm). The temperature in this observation region was varied over the range necessary to observe ice nucleation, from -30°C to -75°C . A transition tube ($\sim 75\text{ cm}$) was used between the first and third regions, each end cooled to the temperature of the closest tube, in order to ensure time for the aerosol to reach the observation tube temperature before detection with FTIR spectroscopy. Flow tube temperatures were measured with thermocouples placed in the aerosol flow. The thermocouples were periodically calibrated against a reference temperature to ensure accurate temperature measurements. Although standard error for thermocouples is $\pm 1.0^\circ\text{C}$, we never observed deviation greater than $\pm 0.6^\circ\text{C}$ from a reference temperature measurement, even at the coldest temperatures used.

The aerosol composition in the observation region was determined using FTIR spectroscopy. The water to sulfate ratio was determined using FTIR spectral calibrations of

[Title Page](#)[Abstract](#)[Introduction](#)[Conclusions](#)[References](#)[Tables](#)[Figures](#)[I◀](#)[▶I](#)[◀](#)[▶](#)[Back](#)[Close](#)[Full Screen / Esc](#)[Printer-friendly Version](#)[Interactive Discussion](#)

Ice nucleation in mixed aerosols

M. R. Beaver et al.

the ratio of the OH peak ($3650\text{--}2409\text{ cm}^{-1}$) to the sulfate peak ($1470\text{--}820\text{ cm}^{-1}$) (Anthony et al., 1995; Bertram et al., 1996). The water to sulfate ratio was conserved both before and after organic compound addition. The organic content of sulfuric acid aerosols was determined using a Mie scattering analysis, as contributions from gas phase organics contribute to the organic absorbance bands. This process will be described in detail in the next experimental section.

In a typical ice nucleation experiment, the initial observation tube temperature is set well above the temperature at which the aerosol should nucleate ice. At this temperature, the aerosol composition is verified as described above. Near the freezing point, the temperature of the observation region is decreased in $\sim 1.5^\circ\text{C}$ increments. The phase of the aerosol is monitored at each temperature using FTIR spectroscopy. Several distinct spectral changes occur near the freezing point including shifts of the -OH stretch, centered at $\sim 3300\text{ cm}^{-1}$, to lower frequencies and the H_2O librational band at $\sim 800\text{ cm}^{-1}$ to higher frequencies. Each collected spectrum is subtracted from the previous, warmer spectrum. A modified version of the Hung et al. (2002) formalism is used to quantify ice nucleation temperatures. Instead of the $690\text{--}880\text{ cm}^{-1}$ region used by both Wise et al. (2004) and Hung et al. (2002) for ammonium sulfate, a combination of the variance of both the OH stretch and H_2O libration regions from ($3700\text{--}3200\text{ cm}^{-1}$ and $940\text{--}660\text{ cm}^{-1}$) was used to determine ice nucleation temperatures. The product of the variance of the two spectra in these spectral regions was used in order to give them equal weighting. This product was normalized by the change in temperature and then plotted as a function of the temperature of the observation region. The onset freezing temperature was defined when qualitative changes, due to ice nucleation, were observed in both spectral regions. The peaks of these variances are defined as the ice nucleation temperatures in this study. Therefore, onset nucleation temperatures were on average, $1.5\text{--}3.0^\circ\text{C}$ warmer than those reported throughout. Although the organics used in this study do contain some absorption features in these spectral areas, no interference with the variance analysis was observed. Steps of 1.5°C were taken to construct the variance plots because 1.5°C was empirically observed to be

[Title Page](#)[Abstract](#)[Introduction](#)[Conclusions](#)[References](#)[Tables](#)[Figures](#)[◀](#)[▶](#)[◀](#)[▶](#)[Back](#)[Close](#)[Full Screen / Esc](#)[Printer-friendly Version](#)[Interactive Discussion](#)

Ice nucleation in mixed aerosols

M. R. Beaver et al.

Title Page

Abstract

Introduction

Conclusions

References

Tables

Figures

◀

▶

◀

▶

Back

Close

Full Screen / Esc

Printer-friendly Version

Interactive Discussion

the approximate uncertainty in the determination of the freezing temperature, which may be caused by slightly varying aerosol composition. Sulfuric acid aerosol composition was checked, using the infrared calibrations, at the end of most experiments to ensure that a relatively constant base aerosol composition was present throughout the ice nucleation experiment.

Organic compounds used in this study were acetone, propanal, butanal, pentanal, hexanal, heptanal, octanal, nonanal, 2-nonanone, and decanal. All chemicals were purchased from Sigma-Aldrich and were of greater than 95% purity. All experiments were conducted using 15 wt% (± 2 wt%) sulfuric acid composition as the precursor aqueous sulfuric acid aerosol.

2.2 Organic content from Mie scattering analysis

In order to quantify the amount of organic incorporated into the sulfuric acid particles, a Mie scattering analysis was performed to determine aerosol diameter before and after organic addition. A Fortran program adapted from Bohren and Huffman (1983) was used to calculate extinction spectra to fit experimental spectra collected at $T_{\text{obs}} \sim -49^\circ\text{C}$. This temperature limit was imposed by the ice nucleation temperature for sulfuric acid at this composition, as the scattering analysis is valid for unfrozen aerosol only. All calculations were performed assuming spherical particles with a log-normal size distribution and a geometric standard deviation (GSD) of 2.0. The optical constants for sulfuric acid were taken from the work of Myhre et al. (2003) who parameterized them over the concentration range from 12–81 wt% H_2SO_4 and temperature range from 300–220 K. Due to the absence of optical constants data for the organic compounds at the temperatures used in this study, optical properties of sulfuric acid were assumed in this analysis. In order to most accurately fit the measured spectra, only the region where scattering features dominate the extinction was used, therefore values at wavenumbers below 2000 cm^{-1} were excluded. Extinction values in the region from 3000 to 2700 cm^{-1} were also eliminated due to interferences from organic CH stretches, when present. The region above 3500 cm^{-1} was weighted more heavily than the remain-

ing portions of the spectrum because the extinction is totally due to scattering in this region.

The results from this scattering analysis were used to determine aerosol organic molality (m = moles solute/kg of solution). The difference in aqueous sulfuric acid aerosol mean diameters, before and after organic addition, was converted to an aerosol volume change, which also allowed the calculating of organic aerosol molarity (M = moles solute/L of solution). Then, using densities of sulfuric acid and organics, organic aerosol molality was calculated.

3 Results and discussion

3.1 Scattering results

In evaluation of the Mie scattering analysis, the choice of the geometric standard deviation (GSD) has a strong effect on the calculated aerosol diameter, the value of the GSD has no effect on the calculated *relative* aerosol diameters for two different aerosol distributions. Therefore, since our analysis depends only on changes in aerosol diameter, the choice of GSD has no effect on the calculated results. However, if the distributions are not log-normal, the calculated relative aerosol diameters might be in error. An alternative Mie scattering analysis, one not assuming a log-normal aerosol size distribution, was also used to analyze a portion of the data (Zasetsky et al., 2004). From the tests with this method, it was found that the aerosol distributions were indeed log-normal. Therefore, the log-normal distribution is a reasonable assumption in this case, and the simpler scattering analysis model of Bohren and Huffman (1983) was used. Overall, in the spectral regions (i.e. the scattering region) used to determine mean aerosol diameter, there is good agreement between the observed and calculated spectra, and the differences in the two spectra are due to the absorption component of the optical constants. This agreement is retained even upon addition of the organic to sulfuric acid aerosols. However, the accuracy of this method is limited by the assumption that the

Title Page

Abstract

Introduction

Conclusions

References

Tables

Figures

◀

▶

◀

▶

Back

Close

Full Screen / Esc

Printer-friendly Version

Interactive Discussion

addition of organic compounds does not significantly modify the optical constants of the aerosol.

Figure 2 shows the increase in the slope of the normalized extinction spectra above 3500 cm^{-1} upon exposure of sulfuric acid aerosols to increasing partial pressures of acetone. Also, absorption features due to acetone are observed to grow in between 1000 and 2000 cm^{-1} . The increase in slope corresponds to an aerosol size increase caused by increasing the partial pressure exposure of organic vapor. For example, using the procedure discussed above to obtain the organic molality from the diameter difference determined from the scattering observed in the dashed spectrum (no acetone) when compared to the scattering observed in the solid spectrum (0.435 torr acetone) leads to the result that the acetone-exposed aerosol is 5.1 m in acetone, which corresponds to approximately a 30 nm increase in diameter. To determine if the organic uptake was due to acid-catalyzed chemistry, control experiments were performed with aqueous ammonium sulfate ($\sim 30\text{ wt}\%$) as the base aerosol. A similar diameter increase was observed, leading to the conclusion that the uptake of the organic is due purely to physical processes (the solubilities of organics in the dilute sulfuric acid and ammonium sulfate aerosols are probably near their pure water values). This result is at odds with the possibility that acid-catalyzed reactions on the time-scale (one minute) and at the temperature conditions (room temperature mixing) of these experiments are responsible for the organic uptake. Also, spectral changes that would be indicative of these acid-catalyzed reactions (i.e. carbonyl stretch shift) were absent. In addition, ongoing bulk kinetics experiments in our laboratory indicate that the one-minute timescale in the present experiments is much too short for acid-catalyzed reactions to occur on $15\text{ wt}\%$ sulfuric acid aerosols at room temperature.

The dependence of organic uptake on the identity of the organic compound and partial pressure exposure can be seen in Fig. 3. The lower vapor pressure organic, hexanal, achieves higher uptake at lower partial pressure exposures when compared to an organic of higher vapor pressure, propanal. It can also be seen that the aerosols approach 100% organic composition at increased organic exposures. Experiments

Ice nucleation in mixed aerosols

M. R. Beaver et al.

Title Page

Abstract

Introduction

Conclusions

References

Tables

Figures

◀

▶

◀

▶

Back

Close

Full Screen / Esc

Printer-friendly Version

Interactive Discussion

Ice nucleation in mixed aerosols

M. R. Beaver et al.

were also performed to observe the organic uptake dependence on observation tube temperature. A consistent size increase was observed to occur with decreasing tube temperature. Therefore, water activity was not fixed in the experiments described in this paper, as it changed with observation temperature, unlike the experiments by Wise et al. (2004) on non-volatile dicarboxylic acids. Also as a result, organic content determinations reported herein must be considered as lower limits as all measurements were made at temperatures above the freezing point of the particles.

3.2 Ice nucleation

The ice nucleation temperature for pure 15 wt% H₂SO₄ aerosol was first measured and compared with previous results. Previous studies have investigated the homogeneous nucleation of 15 wt% sulfuric acid using a variety of techniques including low temperature flow tubes with FTIR spectroscopy (Bertram et al., 1996; Cziczo and Abbatt, 2001; Prenni et al., 2001b), optical microscopy (Koop et al., 1998), and a continuous flow diffusion chamber (Chen et al., 2000). There remains some spread across the ice nucleation results for this composition using these various techniques. The freezing variance plot we obtain for 15 wt% H₂SO₄ is shown in Fig. 4 with a freezing temperature of -54.0°C . Of the previous studies that observed sulfuric acid aerosol ice nucleation temperatures, the result from this set of experiments agrees within error with results from a flow tube study (Prenni et al., 2001b), an optical method (Koop et al., 1998), and a study using the continuous flow diffusion chamber (Chen et al., 2000). These studies report freezing temperatures of -53.0°C for 15 wt% H₂SO₄ aerosol. The Koop et al. (2000) water activity model predicts a freezing temperature of -52.0°C . Therefore, our results, within error ($\pm 1.5^{\circ}\text{C}$), are in agreement with current literature values for sulfuric acid aerosol, as well as the Koop et al. (2000) model. All subsequent ice nucleation results should be viewed as a change from the 15 wt% sulfuric acid aerosol ice nucleation result of -54.0°C .

An extensive ice nucleation study of sulfuric acid aerosols as a function of partial pressure exposure of propanal was conducted, and the results are shown in Fig. 5. In

[Title Page](#)[Abstract](#)[Introduction](#)[Conclusions](#)[References](#)[Tables](#)[Figures](#)[◀](#)[▶](#)[◀](#)[▶](#)[Back](#)[Close](#)[Full Screen / Esc](#)[Printer-friendly Version](#)[Interactive Discussion](#)

Ice nucleation in mixed aerosols

M. R. Beaver et al.

[Title Page](#)[Abstract](#)[Introduction](#)[Conclusions](#)[References](#)[Tables](#)[Figures](#)[◀](#)[▶](#)[◀](#)[▶](#)[Back](#)[Close](#)[Full Screen / Esc](#)[Printer-friendly Version](#)[Interactive Discussion](#)

general, there are two regimes into which these results can be divided. At propanal partial pressures less than 0.15 torr, the freezing temperature linearly decreased with increasing propanal pressure, while above 0.15 torr, the freezing temperature remained constant. These results can be explained by the existence of a single-phase aerosol at partial pressures below 0.15 torr, where propanal is soluble in the aqueous sulfuric acid aerosol. Therefore, as the partial pressure increases, the molality increases, while the water activity decreases, qualitatively adhering to the Koop et al. (2000) water activity model for homogeneous ice nucleation. The interpretation of the plateauing of the ice nucleation temperatures at about 0.15 torr is that the aerosol apparently reaches the propanal solubility limit. Therefore, any additional propanal added is not soluble and forms an organic phase on the mixed sulfuric acid/propanal aerosol core, and the propanal molality and water activity of the inner aqueous aerosol remains constant. This was tested to partial pressure exposures as high as 1.0 torr. Beyond these exposure levels, quantitative ice nucleation determination became increasingly difficult due to the strong propanal absorption features in the infrared extinction spectra.

From these results, if the 0.15 torr propanal-exposed aerosols are taken as the case where the propanal is dissolved up to its solubility limit, then the results from the Mie scattering analysis indicate that the propanal content of the aerosols, at -49°C is 25%, by volume (4.0 M). The bulk, room temperature, solubility of propanal in water, as shown in Table 2 is 306 g/L, which corresponds to 38% by volume (5.3 M). Despite the differences in temperature, this comparison is useful to relate the solubility limit determined by the Mie scattering analysis to that known from bulk measurements.

A similar study of the effect of partial pressure exposure on ice nucleation was also conducted for sulfuric acid aerosols exposed to acetone. Figure 6 shows a plot for acetone similar to that shown in Fig. 5 for propanal, though over a smaller range of partial pressures. In contrast to the propanal case, it can be seen that increasing amounts of acetone cause a decrease in freezing temperatures over the entire range studied. The increased solubility of acetone (as compared to propanal) in sulfuric acid aerosol is the likely cause of the difference. As a result, ice nucleation temperatures could not

Ice nucleation in mixed aerosols

M. R. Beaver et al.

be measured at any partial pressure exposures higher than 0.45 torr (-71.5°C) due to flow tube cooling system limitations. As more acetone is taken up by the particles, the molality increases while the water activity decreases, again qualitatively adhering to the Koop et al. (2000) water activity theory for homogeneous ice nucleation. In addition, because acetone is more soluble in 15 wt% sulfuric acid than is propanal, the ice nucleation depression is more pronounced.

Figure 7 shows the same aerosol ice nucleation temperature data as in Fig. 6, but is plotted against aerosol acetone molality. Aerosol acetone molality was determined from the aerosol size increase determined from a Mie scattering analysis of aerosol infrared extinction spectra. The scatter in the data presented in this figure is due to the limited precision of the Mie scattering analysis. In order to quantify the increase in aerosol acetone molality with ice nucleation temperatures, an analysis involving the empirical parameter, λ , was used (Prenni et al., 2001a; DeMott, 2002). The parameter λ is the ratio of the depression of the ice nucleation temperatures of solute-containing droplets to bulk solute-containing solutions each relative to pure water (i.e., λ would be equal to unity in the absence of supercooling effects). In this analysis method, the observed freezing (nucleation) point depression can be related to solute molality according to Eqs. (1) and (2) where K_f is the freezing point depression constant for, in this case, 15 wt% H_2SO_4 and ΔT_f and ΔT_m are the freezing and melting temperature depressions, respectively.

$$\Delta T_f = \lambda \cdot \Delta T_m \quad (1)$$

$$\Delta T_m = K_f \cdot m \quad (2)$$

The literature values reported for λ range from 1.4 to 2.2 for various salt solutions, with a typical value of 1.7 (DeMott, 2002). Using 1.7 for λ and K_f for water, $1.86^{\circ}\text{C}/\text{m}$, the slope of a plot of T_{freezing} versus molality of organic, should be around $-3.2^{\circ}\text{C}/\text{m}$. The fit to the data from these experiments gives a line with a slope of $-3.5^{\circ}\text{C}/\text{m}$. Alternatively, using the experimental slope and K_f for water, a value of 1.9 is determined for λ , which is well within the typical range. Unfortunately, melting point as a function of solution

[Title Page](#)[Abstract](#)[Introduction](#)[Conclusions](#)[References](#)[Tables](#)[Figures](#)[I◀](#)[▶I](#)[◀](#)[▶](#)[Back](#)[Close](#)[Full Screen / Esc](#)[Printer-friendly Version](#)[Interactive Discussion](#)

molality data is not available for these solutions, which is necessary to calculate water activity values. Therefore, a direct comparison to Koop et al. (2000) model predictions is not possible in this case.

Because the partial pressure of the organics is measured and the aerosol molarity is determined using the Mie scattering analysis, it is possible to carry out a Henry's law analysis to determine the solubilities of these gases in 15 wt% H₂SO₄. Henry's law is used, in the dilute solution limit, to define the solubility or concentration at equilibrium, of a gas, *A*, in aqueous solutions, [A]_(aq), as related to the partial pressure of the gas above the solution, *p*_{*A*}, according to Eq. (3).

$$[A]_{(aq)} = H_A p_A \quad (3)$$

Henry's law solubilities, *H*, of 22 000 M/atm and 6600 M/atm were determined for propanal and acetone, respectively, at -50.0°C in 15 wt% sulfuric acid aerosols. No literature Henry's law values exist for propanal in sulfuric acid, while effective Henry's law solubilities for acetone exist in the literature for 40 wt% < H₂SO₄ wt% < 50 wt% solutions at around -50°C (Kane et al., 1999; Klassen et al., 1999; Imamura and Akiyoshi, 2000). These values range from 13 800 M/atm to 21 000 M/atm with errors ranging from 33% to 50%. Also, no reaction is observed in this acetone/dilute sulfuric acid aerosol system, which may also reconcile the lower Henry's law constant for acetone observed here when compared with the Henry's law constant derived from a system in which acetone is reactive (40–50 wt% sulfuric acid) (Kane et al., 1999; Klassen et al., 1999; Imamura and Akiyoshi, 2000). These Henry's law results apply in the dilute solution regime, and cannot, necessarily, be compared with bulk solubility data.

Results from the three carbon organics, propanal and acetone, demonstrate the depression of ice nucleation temperatures (and water activity) due to solubility effects. To further investigate the effects of organics with different physical properties, the effect of increasing carbon chain length was also explored. Results from these experiments are summarized in Fig. 8 and Table 3. All ice nucleation results, with the exception of acetone for which only an upper limit was established, are shown for aqueous sulfuric

Ice nucleation in mixed aerosols

M. R. Beaver et al.

Title Page

Abstract

Introduction

Conclusions

References

Tables

Figures

◀

▶

◀

▶

Back

Close

Full Screen / Esc

Printer-friendly Version

Interactive Discussion

acid aerosols saturated with the organic (i.e. in the plateau region of Fig. 3). For the organics from butanal (C₄) to heptanal (C₇), ice nucleation temperatures are, within error, essentially the same as for 15 wt% H₂SO₄ aerosols. In contrast, the compounds from octanal (C₈) to decanal (C₁₀) exhibited freezing temperatures higher than that observed for 15 wt% H₂SO₄ aerosols.

The physical properties of the organic compounds used in these studies are shown in Fig. 9 and Table 2 and are useful to consider when interpreting these results (Hazardous Substances Data Bank, 2005; Thermodynamics Source Database, 2005). The difference in the ice nucleation results for acetone and propanal were discussed in the previous section as resulting from the difference in the solubility of the two compounds. On the other hand, the ice nucleation results for the C₈ to C₁₀ compounds can be explained by both differences in the solubilities and melting points of these organic compounds. As can be seen in Fig. 9, these compounds have drastically lower water solubilities and higher melting points than the organic compounds discussed earlier. It is a combination of these physical properties that we believe explain the apparent increase in ice nucleation temperatures over the sulfuric acid base case. Since these longer chain compounds are not very soluble, virtually no decrease in water activity occurs and the aerosol might be expected to nucleate ice at the same temperature as 15 wt% sulfuric acid. However, a coating of these low solubility organic compounds likely forms on the aqueous sulfuric acid aerosols. Unlike the shorter chain compounds, octanal, nonanal, 2-nonanone, and decanal have melting points all above -25°C. As a result, the coating formed on the aerosols freezes at temperatures warmer than the inner aqueous sulfuric acid core (as is dictated by the water activity). Therefore, we believe that ice is heterogeneously nucleated by the frozen organic phase in these cases. The ice nucleation temperatures we find are not the same as the bulk organic melting temperatures, which is likely due to supercooling of the organic phase. Unfortunately, supercooling effects are not well known for these organic compounds, and it is not possible to compare the observed supercooling in our mixed aerosols to supercooling in the pure organic compounds.

Ice nucleation in mixed aerosols

M. R. Beaver et al.

[Title Page](#)[Abstract](#)[Introduction](#)[Conclusions](#)[References](#)[Tables](#)[Figures](#)[I◀](#)[▶I](#)[◀](#)[▶](#)[Back](#)[Close](#)[Full Screen / Esc](#)[Printer-friendly Version](#)[Interactive Discussion](#)

Ice nucleation in mixed aerosols

M. R. Beaver et al.

[Title Page](#)[Abstract](#)[Introduction](#)[Conclusions](#)[References](#)[Tables](#)[Figures](#)[◀](#)[▶](#)[◀](#)[▶](#)[Back](#)[Close](#)[Full Screen / Esc](#)[Printer-friendly Version](#)[Interactive Discussion](#)

The addition of the C_4 to C_7 compounds to aqueous sulfuric acid aerosols causes no change in ice nucleation temperature, relative to the sulfuric acid aerosol base case. Based on solubility properties, these compounds are much less soluble than the C_3 carbonyl compounds, and likely not soluble enough to decrease the water activity of the sulfuric acid core, and, like the C_8 to C_{10} compounds, are likely to form a coating on the surface of the aerosol. However, the freezing temperatures of these intermediate chain length aldehydes are apparently too low, due to the lower melting points and some supercooling effects, to induce a heterogeneous freezing mechanism. As a result, the sulfuric acid core determines the ice nucleation temperature in these aerosols.

Because the time scale for the previously described experiments was much too short to observe acid-catalyzed reactions, an alternative set of experiments was performed in which a bulk solution of sulfuric acid was reacted with butanal for an extended period of time (~ 7 days) before being atomized and used for ice nucleation experiments. Acid-catalyzed reaction products were verified using $^1\text{H-NMR}$ analysis similar to that described by Garland et al. (2006). Although it was not possible to determine the organic composition of the aerosols in these experiments, the water to sulfate ratio was fortuitously similar to the previous experiments. Therefore, the ice nucleation results could be compared to the ice nucleation temperature of -54°C for the base case of 15 wt% sulfuric acid. Interestingly, these butanal bulk-reacted aerosols nucleated ice at -51°C . This is $\sim 3^\circ\text{C}$ warmer than the result observed for the gas addition of butanal, C_4 , to aqueous sulfuric acid aerosols, while only $\sim 1^\circ\text{C}$ cooler than that observed for gaseous addition of octanal, C_8 , which would be expected to have similar physical properties to 2-ethyl-2-hexenal, the aldol condensation reaction product of butanal. While preliminary, these experiments seem to indicate that acid-catalyzed reactions can indeed result in a change in the mode of ice nucleation for the case of butanal and lead to an increase in ice nucleation temperature.

4 Implications and conclusions

Acid-catalyzed reactions could play an important role in determining which ice nucleation mode might be operative in mixed organic/inorganic aerosols in the atmosphere. In these reactions, shorter chain organic molecules react to create molecules of at least the sum of the carbon chain length. As can be seen from Fig. 9, a doubling in carbon chain length from C_4 to C_8 , increases melting temperature by 70°C and decreases solubility by a factor of 100. In the present experiments, aqueous sulfuric acid aerosols exposed to butanal nucleated ice by a *homogeneous* mechanism, while octanal-exposed sulfuric acid aerosols nucleate ice via a *heterogeneous* mechanism. Therefore, acid-catalyzed reactions on sulfuric acid aerosols could play a role in transforming organic compounds from those that likely depress or have no effect on ice nucleation temperatures to those that actually elevate the ice nucleation temperatures through heterogeneous nucleation.

The present work has shown that addition of organic compounds to 15 wt% sulfuric acid aerosol can lead to a depression, no change, or even an elevation in the ice nucleation temperature. It has been shown that the physical properties of the organic compounds, in particular the solubility and melting point, can be used to interpret the observed ice nucleation temperature. For example, very soluble organic compounds can decrease the water activity of atmospheric aerosols under non-equilibrium conditions (i.e. rapid cooling plumes) (Kärcher and Koop, 2005), and lead to a decrease in ice nucleation temperatures. At some concentration, a solubility limit will be reached and a second organic phase will begin to form on the aqueous aerosol. If the freezing temperature of the organic phase is lower than that of the mixed aerosol core, then the organic phase is seen to have no effect on the ice nucleation temperatures. However, if the freezing temperature of the organic phase is higher than that of the aerosol core, a heterogeneous nucleation mode can occur and higher ice nucleation temperatures will be observed. In general, longer chain organic compounds will induce heterogeneous ice nucleation due to their high melting temperatures. Therefore, knowing the chemical

Title Page

Abstract

Introduction

Conclusions

References

Tables

Figures

◀

▶

◀

▶

Back

Close

Full Screen / Esc

Printer-friendly Version

Interactive Discussion

speciation of the organics present in upper tropospheric aerosols is valuable information when predicting their effects on ice nucleation in dilute sulfuric acid aerosols.

Acknowledgements. The authors would like to acknowledge A. Y. Zsazsky for access to the Mie scattering computer program. The authors also acknowledge M. E. Wise for helpful discussions. M. J. Elrod acknowledges the American Chemical Society Petroleum Research Fund and the Mellon Foundation for sabbatical support. M. R. Beaver acknowledges the EPA STAR fellowship program (FP-91654601) for financial support. The research described in this paper has been funded in part by the United States Environmental Protection Agency (EPA) under the Science to Achieve Results (STAR) Graduate Fellowship Program. EPA has not officially endorsed this publication and the views expressed herein may not reflect the views of the EPA. The authors also acknowledge DOE under grant no. DE-FG03-01ER63096 and NSF under grant no. ATM-0137261 for funding.

References

- Anthony, S. E., Tisdale, R. T., Disselkamp, R. S., and Tolbert, M. A.: FTIR studies of low temperature sulfuric acid aerosols, *Geophys. Res. Lett.*, 22, 1105–1108, 1995.
- Bertram, A. K., Patterson, D. D., and Sloan, J. J.: Mechanisms and temperatures for the freezing of sulfuric acid aerosols measured by FTIR extinction spectroscopy, *J. Phys. Chem.*, 100, 2376–2383, 1996.
- Bohren, C. F. and Huffman, D. R.: *Absorption and Scattering of Light by Small Particles*, John Wiley & Sons, New York, 1983.
- Chen, Y., DeMott, P. J., Kreidenweis, S. M., Rogers, D. C., and Sherman, D. E.: Ice formation by sulfate and sulfuric acid aerosol particles under upper-tropospheric conditions, *J. Atmos. Sci.*, 57, 3752–3766, 2000.
- Cziczo, D. J. and Abbatt, J. P. D.: Ice nucleation in NH_4HSO_4 , NH_4NO_3 , and H_2SO_4 aqueous particles: Implications for cirrus cloud formation, *Geophys. Res. Lett.*, 28, 963–966, 2001.
- Cziczo, D. J., DeMott, P. J., Brooks, S. D., Prenni, A. J., Thomson, D. S., Baumgardner, D., Wilson, J. C., Kreidenweis, S. M., and Murphy, D. M.: Observations of organic species and atmospheric ice formation, *Geophys. Res. Lett.*, 31, L12116, 2004, doi:10.1029/2004GL019822.
- DeMott, P. J.: Laboratory studies of cirrus cloud processes, in: *Cirrus*, edited by: Lynch, D. K., Sassen, K., Starr, D. O. C., and Stephens, G., Oxford Univ. Press, 102–135, 2002.

Ice nucleation in mixed aerosols

M. R. Beaver et al.

Title Page

Abstract

Introduction

Conclusions

References

Tables

Figures

◀

▶

◀

▶

Back

Close

Full Screen / Esc

Printer-friendly Version

Interactive Discussion

Ice nucleation in mixed aerosols

M. R. Beaver et al.

Title Page

Abstract

Introduction

Conclusions

References

Tables

Figures

◀

▶

◀

▶

Back

Close

Full Screen / Esc

Printer-friendly Version

Interactive Discussion

DeMott, P. J., Cziczo, D. J., Prenni, A. J., Murphy, D. M., Kreidenweis, S. M., Thomson, D. S., Borys, R., and Rogers, D. C.: Measurements of the concentration and composition of nuclei for cirrus formation, *Proc. Natl. Acad. Sci. U. S. A.*, 100, 14 655–14 660, 2003.

Fahey, D. W. and Schumann, U.: Aviation-produced aerosols and cloudiness, in: *Aviation and the Global Atmosphere*, edited by: Penner, J. E., Lister, D. H., Griggs, D. J., Dokken, D. J., and McFarland, M., Cambridge University Press, 373, 1999.

Garland, R. M., Elrod, M. J., Kincaid, K., Beaver, M. R., Jimenez, J. L., and Tolbert, M. A.: Acid-catalyzed reactions of hexanal on sulfuric acid particles: Identification of reaction products, *Atmos. Environ.*, in press, 2006.

Grosjean, E., Grosjean, D., Fraser, M. P., and Cass, G. R.: Air quality model evaluation data for organics. 2. C₁-C₁₄ carbonyls in Los Angeles air, *Environ. Sci. Technol.*, 30, 2687–2703, 1996.

Hung, H.-M., Malinowski, A., and Martin, S. T.: Ice nucleation kinetics of aerosols containing aqueous and solid ammonium sulfate particles, *J. Phys. Chem. A*, 106, 293–306, 2002.

Imamura, T. and Akiyoshi, H.: Uptake of actone into sulfuric acid solutions, *Geophys. Res. Lett.*, 27, 1419–1422, 2000.

Iraci, L. T. and Tolbert, M. A.: Heterogeneous interaction of formaldehyde with cold sulfuric acid: Implications for the upper troposphere and lower stratosphere, *J. Geophys. Res.*, 102, 16 099–16 107, 1997.

Jang, M., Czoschke, N. M., Lee, S., and Kamens, R. M.: Heterogeneous atmospheric aerosol production by acid-catalyzed particle-phase reactions, 298, 814–817, 2002.

Kane, S. M., Timonen, R. S., and Leu, M.-T.: Heterogeneous chemistry of acetone in sulfuric acid solutions: Implications for the Upper Troposphere, *J. Phys. Chem. A*, 103, 9259–9265, 1999.

Kärcher, B. and Koop, T.: The role of organic aerosols in homogeneous ice formation, *Atmos. Chem. Phys.*, 5, 703–714, 2005.

Klassen, J. K., Lynton, J., Golden, D. M., and Williams, L. R.: Solubility of acetone in low-temperature (210–240 K) sulfuric acid solutions, *J. Geophys. Res.*, 104, 26 355–26 361, 1999.

Koop, T., Luo, B., Tsias, A., and Peter, T.: Water activity as the determinant for homogeneous ice nucleation in aqueous solutions, 406, 611–614, 2000.

Koop, T., Ng, H. P., Molina, L. T., and Molina, M. J.: A new optical technique to study aerosol phase transitions: The nucleation of ice from H₂SO₄ aerosols, *J. Phys. Chem. A*, 102, 8924–

8931, 1998.

Liggio, J., Li, S. M., and McLaren, R.: Heterogeneous reactions of glyoxal on particulate matter: identification of acetals and sulfate esters, *Environ. Sci. Technol.*, 39, 1532–1541, 2005.

Hazardous Substances Data Bank: National Library of Medicine, <http://toxnet.nlm.nih.gov/cgi-bin/sis/htmlgen?HSDB>, updated on 14 February, 2003.

Michelsen, R. R., Ashbourn, S. F. M., and Iraci, L. T.: Dissolution, speciation, and reaction of acetaldehyde in cold sulfuric acid, *J. Geophys. Res.*, 109, D23205, doi:10.1029/2004JD005041, 2004.

Murphy, D. M., Thomson, D. S., and Mahoney, M. J.: In situ measurements of organics, meteoritic material, mercury, and other elements in aerosols at 5 to 19 kilometers, 282, 1664–1669, 1998.

Myhre, C. E. L., Christensen, D. H., Nicolaisen, F. M., and Nielsen, C. J.: Spectroscopic study of aqueous H₂SO₄ at different temperatures and compositions: variations in dissociation and optical properties, *J. Phys. Chem. A*, 107, 1979–1991, 2003.

Nozière, B. and Esteve, W.: Organic reactions increasing the absorption index of atmospheric sulfuric acid aerosols, *Geophys. Res. Lett.*, 32, L03812, doi:10.1029/2004GL021942, 2005.

Nozière, B. and Riemer, D. D.: The chemical processing of gas-phase carbonyl compounds by sulfuric acid aerosols: 2,4-pentanedione, *Atmos. Environ.*, 37, 841–851, 2003.

Prenni, A. J., DeMott, P. J., Kreidenweis, S. M., Sherman, D. E., Russell, L. M., and Ming, Y.: The effects of low molecular weight dicarboxylic acids on cloud formation, *J. Phys. Chem. A*, 105, 11 240–11 248, 2001a.

Prenni, A. J., Wise, M. E., Brooks, S. D., and Tolbert, M. A.: Ice nucleation in sulfuric acid and ammonium sulfate particles, *J. Geophys. Res.*, 106, 3037–3044, 2001b.

Thermodynamics Source Database: National Institute of Standards and Technology, <http://webbook.nist.gov>, updated June, 2005.

Wise, M. E., Garland, R. M., and Tolbert, M. A.: Ice nucleation in internally mixed ammonium sulfate/dicarboxylic acid particles, *J. Geophys. Res.*, 109, D19203, doi:10.1029/2003JD004313, 2004.

Zasetsky, A. Y., Khalizov, A. F., and Sloan, J. J.: Characterization of atmospheric aerosols from infrared measurements: simulations, testing, and applications, *Appl. Opt.*, 43, 5503–5511, 2004.

Zhao, J., Levitt, N. P., and Zhang, R.: Heterogeneous chemistry of octanal and 2,4-hexadienal with sulfuric acid, *Geophys. Res. Lett.*, 32, L09802, doi:10.1029/2004GL022200, 2005.

ACPD

6, 2059–2090, 2006

Ice nucleation in mixed aerosols

M. R. Beaver et al.

Title Page

Abstract

Introduction

Conclusions

References

Tables

Figures

◀

▶

◀

▶

Back

Close

Full Screen / Esc

Printer-friendly Version

Interactive Discussion

EGU

**Ice nucleation in
mixed aerosols**

M. R. Beaver et al.

Table 1. Measured infrared absorption cross-sections for organic compounds used in this study. The frequency of measurement is also provided. Cross sections for 2-nonanone and decanal could not be determined due to vapor pressure limitations.

Organic Compound	Frequency used (cm ⁻¹)	Cross section (cm ⁻¹ torr ⁻¹)
acetone	2977	9.78E-04
propanal	2720	2.13E-03
butanal	2712	2.05E-03
pentanal	2712	2.49E-03
hexanal	2712	2.04E-03
heptanal	2712	8.11E-04
octanal	2712	1.58E-03
nonanal	2712	2.04E-03

[Title Page](#)[Abstract](#)[Introduction](#)[Conclusions](#)[References](#)[Tables](#)[Figures](#)[I◀](#)[▶I](#)[◀](#)[▶](#)[Back](#)[Close](#)[Full Screen / Esc](#)[Printer-friendly Version](#)[Interactive Discussion](#)

**Ice nucleation in
mixed aerosols**

M. R. Beaver et al.

Table 2. Physical properties of organic compounds used in this study. Data compiled from Hazardous Substances Data Bank (2005) and Thermodynamics Source Database (2005).

Organic Compound	Melting Temperature (°C)	Water Solubility (mg/L H ₂ O) @ 25°C
acetone	−95	miscible
propanal	−80	30 6000
butanal	−97	71 000
pentanal	−91	11 700
hexanal	−56	6000
heptanal	−43	1550
octanal	−27	560
nonanal	−18	96
2-nonanone	−8	1.4
decanal	−6	20

[Title Page](#)[Abstract](#)[Introduction](#)[Conclusions](#)[References](#)[Tables](#)[Figures](#)[I◀](#)[▶I](#)[◀](#)[▶](#)[Back](#)[Close](#)[Full Screen / Esc](#)[Printer-friendly Version](#)[Interactive Discussion](#)

Ice nucleation in mixed aerosols

M. R. Beaver et al.

Table 3. Ice nucleation results versus organic compound added to 15 wt% sulfuric acid aerosols. Ice nucleation was observed for 15 wt% sulfuric acid aerosol at -54.0°C . Partial pressures of organic compounds used were determined using the measured absorption cross-sections. Partial pressure data are not available for 2-nonanone and decanal due to the low vapor pressures of these compounds.

Organic added	Partial Pressure Exposure (torr)	T_f ($^{\circ}\text{C}$)
acetone	0.35	-71.0
propanal	0.98	-61.1
butanal	0.28	-56.0
pentanal	0.25	-56.0
hexanal	0.34	-56.1
heptanal	0.39	-55.6
octanal	0.15	-50.0
nonanal	0.02	-47.5
2-nonanone	*	-38.3
decanal	*	-46.0

[Title Page](#)[Abstract](#)[Introduction](#)[Conclusions](#)[References](#)[Tables](#)[Figures](#)[I◀](#)[▶I](#)[◀](#)[▶](#)[Back](#)[Close](#)[Full Screen / Esc](#)[Printer-friendly Version](#)[Interactive Discussion](#)

Ice nucleation in
mixed aerosols

M. R. Beaver et al.

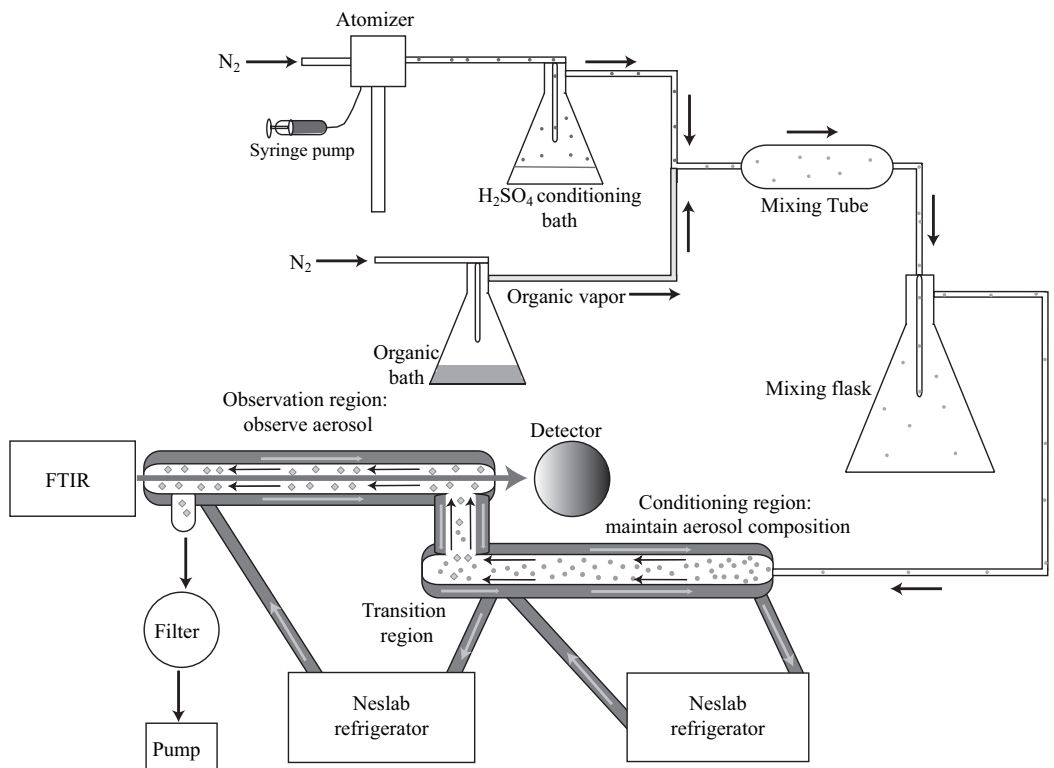


Fig. 1. Experimental setup for aerosol generation and measuring ice nucleation in mixed organic/sulfuric acid particles.

[Title Page](#)[Abstract](#)[Introduction](#)[Conclusions](#)[References](#)[Tables](#)[Figures](#)[◀](#)[▶](#)[◀](#)[▶](#)[Back](#)[Close](#)[Full Screen / Esc](#)[Printer-friendly Version](#)[Interactive Discussion](#)

EGU

**Ice nucleation in
mixed aerosols**

M. R. Beaver et al.

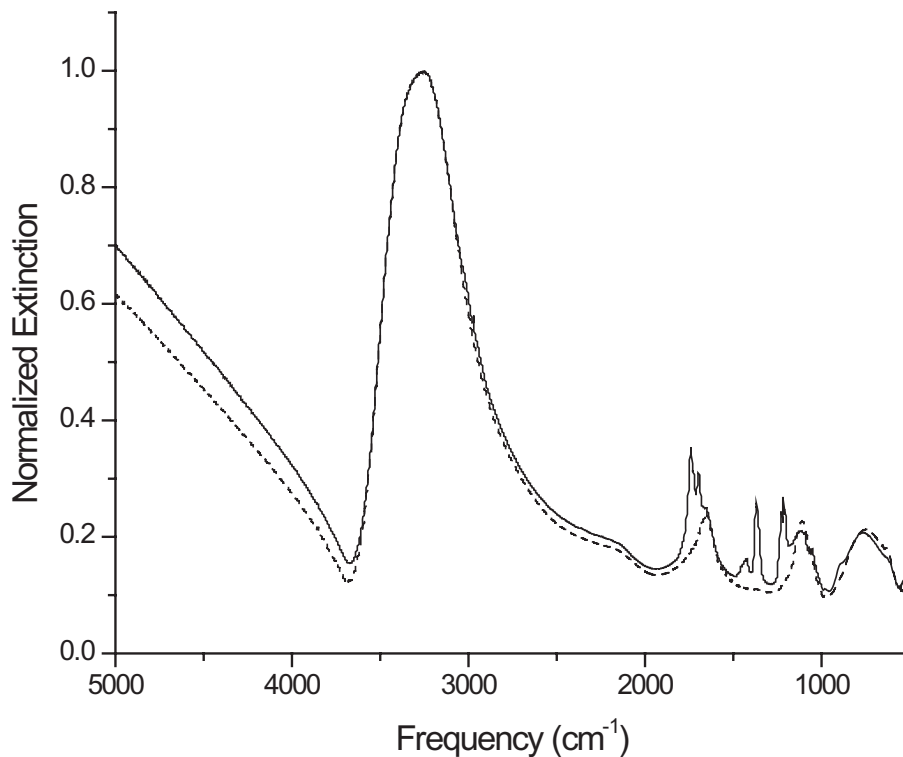


Fig. 2. Infrared extinction spectra for increasing partial pressure exposure to acetone. 15 wt% H₂SO₄ aerosol exposed to 0 Torr (dashed) and 0.435 Torr (solid). The spectra are normalized to maximum extinction. The region above 3500 cm⁻¹ increases in slope with increasing exposure to acetone.

[Title Page](#)[Abstract](#)[Introduction](#)[Conclusions](#)[References](#)[Tables](#)[Figures](#)[◀](#)[▶](#)[◀](#)[▶](#)[Back](#)[Close](#)[Full Screen / Esc](#)[Printer-friendly Version](#)[Interactive Discussion](#)

**Ice nucleation in
mixed aerosols**

M. R. Beaver et al.

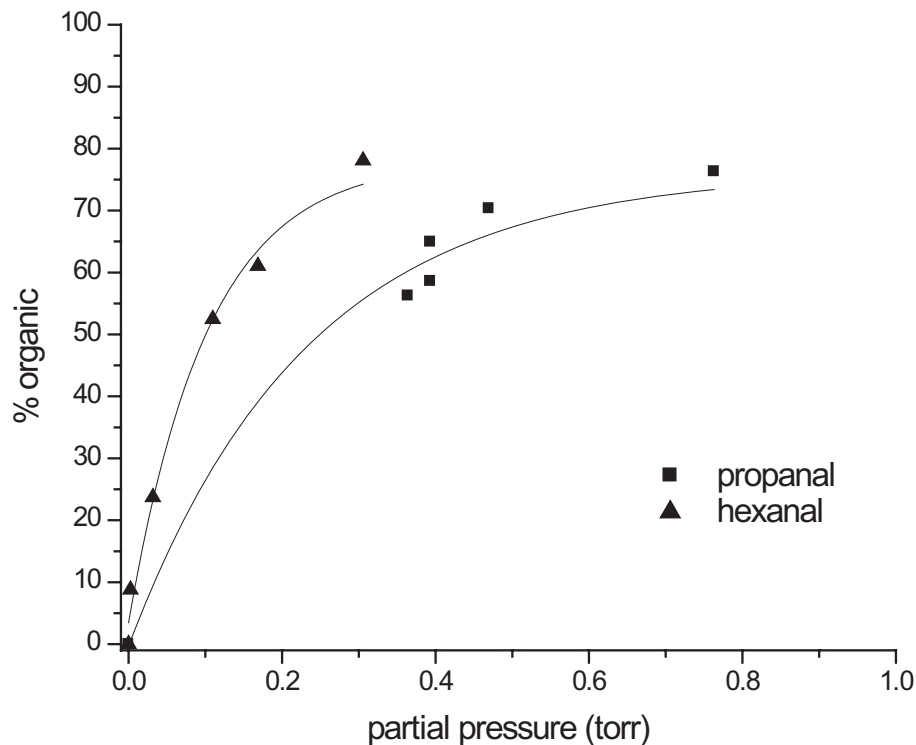


Fig. 3. Dependence of organic uptake (organic content) on organic and partial pressure exposure. Percentage organic determined from Mie scattering analysis.

[Title Page](#)[Abstract](#)[Introduction](#)[Conclusions](#)[References](#)[Tables](#)[Figures](#)[◀](#)[▶](#)[◀](#)[▶](#)[Back](#)[Close](#)[Full Screen / Esc](#)[Printer-friendly Version](#)[Interactive Discussion](#)

EGU

**Ice nucleation in
mixed aerosols**

M. R. Beaver et al.

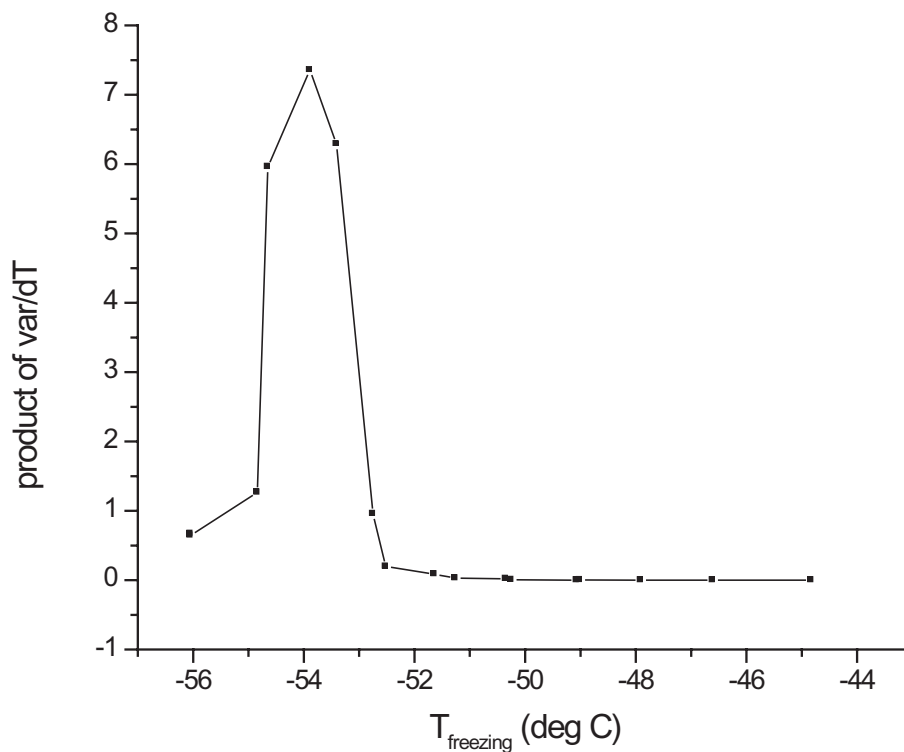


Fig. 4. A variance plot for 15 wt% H₂SO₄ aerosol. $T_{\text{freezing}} = -54.0^{\circ}\text{C}$.

[Title Page](#)[Abstract](#)[Introduction](#)[Conclusions](#)[References](#)[Tables](#)[Figures](#)[◀](#)[▶](#)[◀](#)[▶](#)[Back](#)[Close](#)[Full Screen / Esc](#)[Printer-friendly Version](#)[Interactive Discussion](#)

**Ice nucleation in
mixed aerosols**

M. R. Beaver et al.

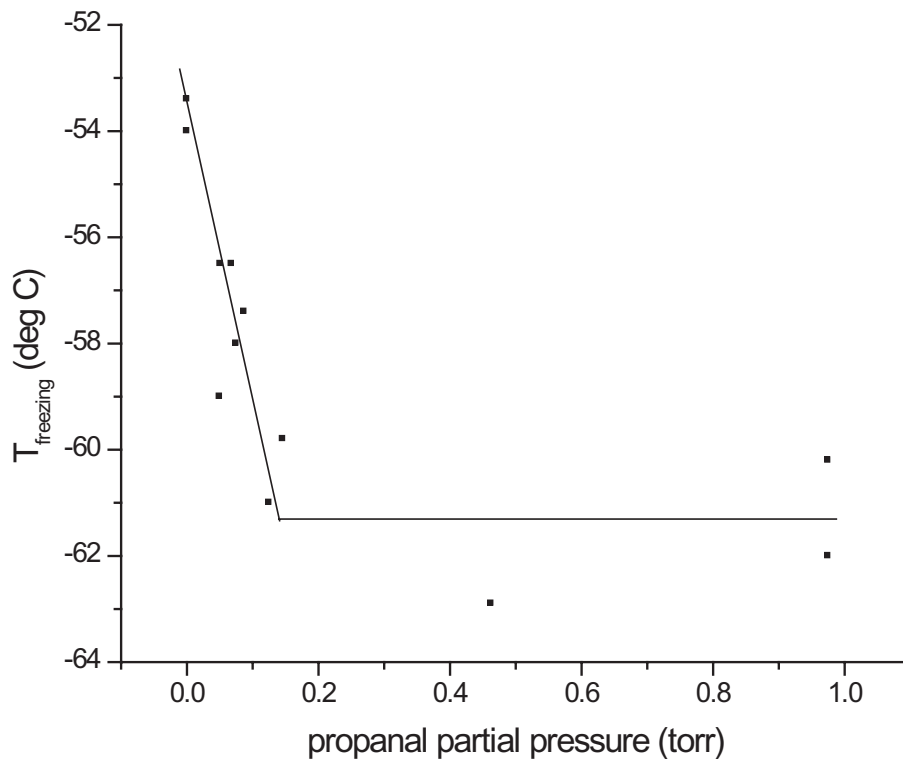


Fig. 5. Freezing temperatures ($^{\circ}\text{C}$) as a function of propanal partial pressure (Torr). A single phase aerosol exists at exposures <0.15 Torr. At partial pressures above this value, a two phase aerosol exists, saturated in propanal.

[Title Page](#)[Abstract](#)[Introduction](#)[Conclusions](#)[References](#)[Tables](#)[Figures](#)[◀](#)[▶](#)[◀](#)[▶](#)[Back](#)[Close](#)[Full Screen / Esc](#)[Printer-friendly Version](#)[Interactive Discussion](#)

EGU

**Ice nucleation in
mixed aerosols**

M. R. Beaver et al.

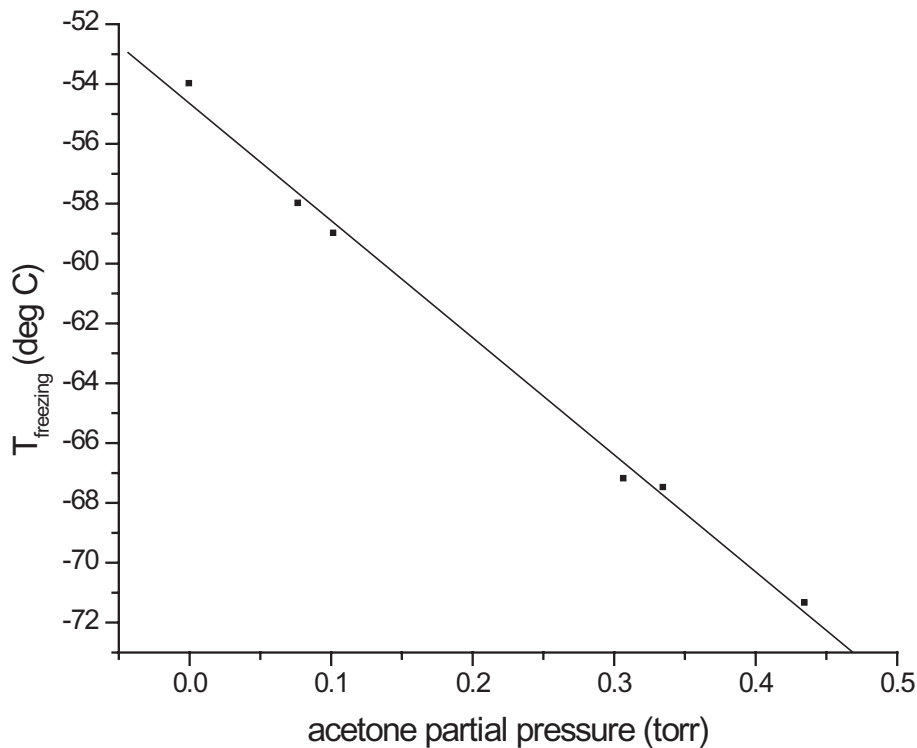


Fig. 6. Freezing temperatures ($^{\circ}\text{C}$) as a function of acetone partial pressure (torr). A single phase aqueous aerosol exists at all partial pressures exposure for which ice nucleation temperature could be determined.

[Title Page](#)[Abstract](#)[Introduction](#)[Conclusions](#)[References](#)[Tables](#)[Figures](#)[I◀](#)[▶I](#)[◀](#)[▶](#)[Back](#)[Close](#)[Full Screen / Esc](#)[Printer-friendly Version](#)[Interactive Discussion](#)

**Ice nucleation in
mixed aerosols**

M. R. Beaver et al.

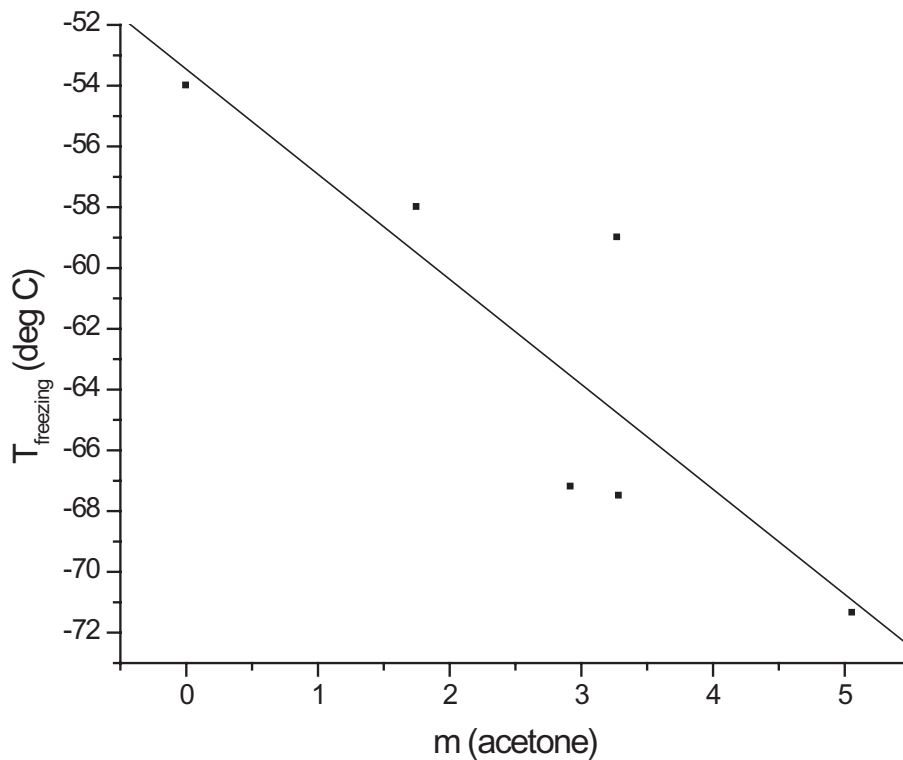


Fig. 7. Freezing temperatures (°C) as a function of acetone molality. Molality is determined from aerosol size increase as determined by a Mie scattering analysis of infrared extinction spectra.

[Title Page](#)[Abstract](#)[Introduction](#)[Conclusions](#)[References](#)[Tables](#)[Figures](#)[◀](#)[▶](#)[◀](#)[▶](#)[Back](#)[Close](#)[Full Screen / Esc](#)[Printer-friendly Version](#)[Interactive Discussion](#)

Ice nucleation in mixed aerosols

M. R. Beaver et al.

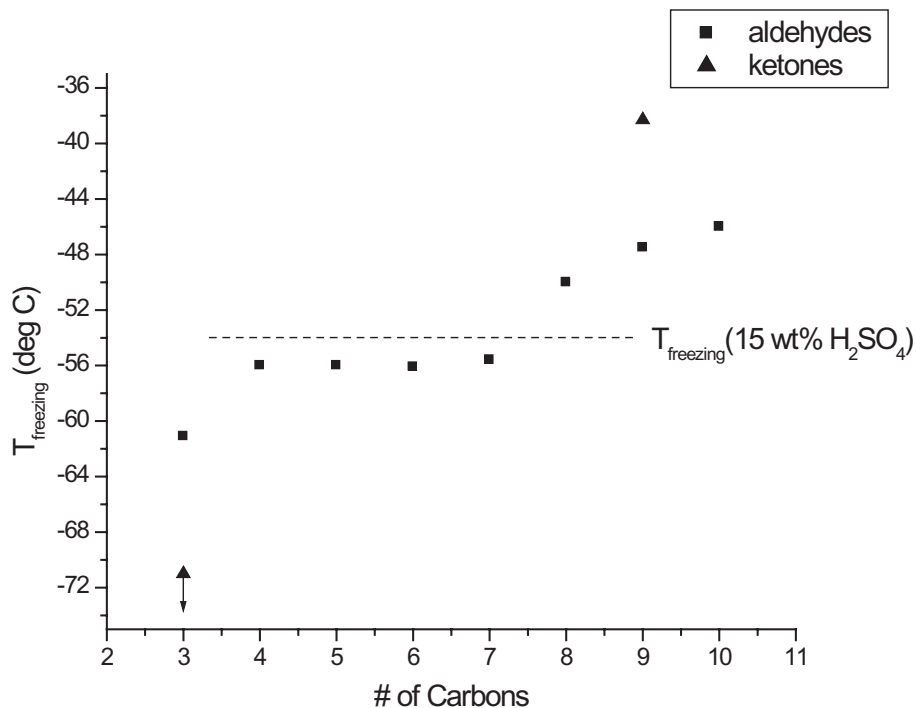


Fig. 8. Freezing temperatures ($^{\circ}\text{C}$) as a function of organic carbon chain length. Results, except for acetone, are shown for aqueous aerosols saturated with organic. The arrow indicates the possible further decrease in ice nucleation temperature for the saturated acetone/aqueous sulfuric acid aerosol.

[Title Page](#)[Abstract](#)[Introduction](#)[Conclusions](#)[References](#)[Tables](#)[Figures](#)[I◀](#)[▶I](#)[◀](#)[▶](#)[Back](#)[Close](#)[Full Screen / Esc](#)[Printer-friendly Version](#)[Interactive Discussion](#)

Ice nucleation in
mixed aerosols

M. R. Beaver et al.

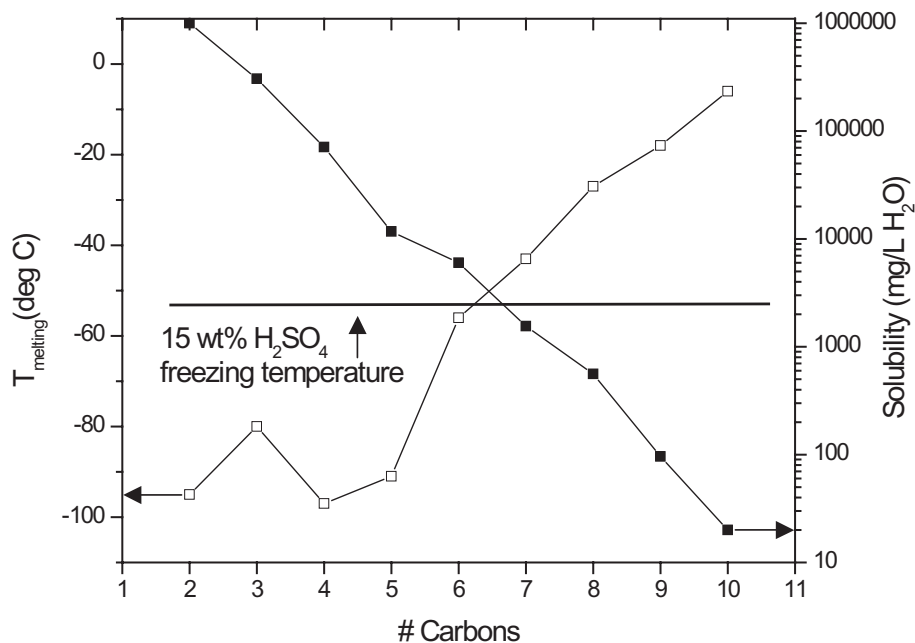


Fig. 9. Melting points (open squares) and solubilities (filled squares) of aldehyde compounds used in this study. Data compiled from Hazardous Substances Data Bank (2005) and Thermodynamics Source Database (2005).

[Title Page](#)[Abstract](#)[Introduction](#)[Conclusions](#)[References](#)[Tables](#)[Figures](#)[◀](#)[▶](#)[◀](#)[▶](#)[Back](#)[Close](#)[Full Screen / Esc](#)[Printer-friendly Version](#)[Interactive Discussion](#)

EGU