



Molecular corridors
and volatility
parameterizations

Y. Li et al.

This discussion paper is/has been under review for the journal Atmospheric Chemistry and Physics (ACP). Please refer to the corresponding final paper in ACP if available.

Molecular corridors and parameterizations of volatility in the evolution of organic aerosols

Y. Li^{1,2}, U. Pöschl¹, and M. Shiraiwa¹

¹Multiphase Chemistry Department, Max Planck Institute for Chemistry, Mainz, Germany

²State Key Laboratory of Atmospheric Boundary Layer Physics and Atmospheric Chemistry (LAPC), Institute of Atmospheric Physics, Chinese Academy of Sciences, Beijing, China

Received: 23 September 2015 – Accepted: 28 September 2015 – Published: 15 October 2015

Correspondence to: M. Shiraiwa (m.shiraiwa@mpic.de)

Published by Copernicus Publications on behalf of the European Geosciences Union.

Title Page

Abstract

Introduction

Conclusions

References

Tables

Figures



Back

Close

Full Screen / Esc

Printer-friendly Version

Interactive Discussion



Abstract

The formation and aging of organic aerosols (OA) proceed through multiple steps of chemical reaction and mass transport in the gas and particle phases, which is challenging for the interpretation of field measurements and laboratory experiments as well as accurate representation of OA evolution in atmospheric aerosol models. Based on data from over 30 000 compounds, we show that organic compounds with a wide variety of functional groups fall into molecular corridors, characterized by a tight inverse correlation between molar mass and volatility. We developed parameterizations to predict the volatility of organic compounds containing oxygen, nitrogen and sulfur from the elemental composition that can be measured by soft-ionization high-resolution mass spectrometry. Field measurement data from new particle formation events, biomass burning, cloud/fog processing, and indoor environments were mapped into molecular corridors to characterize the chemical nature of the observed OA components. We found that less oxidized indoor OA are constrained to a corridor of low molar mass and high volatility, whereas highly oxygenated compounds in atmospheric water extend to high molar mass and low volatility. Among the nitrogen- and sulfur-containing compounds identified in atmospheric aerosols, amines tend to exhibit low molar mass and high volatility, whereas organonitrates and organosulfates follow high O:C corridors extending to high molar mass and low volatility. We suggest that the consideration of molar mass and molecular corridors can help to constrain volatility and particle phase state in the modeling of OA particularly for nitrogen- and sulfur-containing compounds.

1 Introduction

Organic aerosols (OA) consist of a myriad of chemical species and account for a substantial mass fraction (20–90%) of the total submicron particles in the troposphere (Jimenez et al., 2009; Nizkorodov et al., 2011). They influence regional and global climate by affecting radiative budget of the atmosphere and serving as nuclei for cloud

ACPD

15, 27877–27915, 2015

Molecular corridors and volatility parameterizations

Y. Li et al.

Title Page

Abstract

Introduction

Conclusions

References

Tables

Figures



Back

Close

Full Screen / Esc

Printer-friendly Version

Interactive Discussion



**Molecular corridors
and volatility
parameterizations**

Y. Li et al.

Title Page

Abstract

Introduction

Conclusions

References

Tables

Figures



Back

Close

Full Screen / Esc

Printer-friendly Version

Interactive Discussion



droplets and ice crystals (Kanakidou et al., 2005). OA play a central role in air quality by causing haze formation in urban air (Huang et al., 2014; Fuzzi et al., 2015; Zhang et al., 2015) and inducing adverse health effects (Pöschl and Shiraiwa, 2015). OA are introduced into the atmosphere either by being directly emitted from fossil fuel combustion and biomass burning, or formed by multigenerational oxidation of gaseous precursors. Secondary organic aerosols (SOA) pose a wide range of volatility, hygroscopicity and reactivity (Hallquist et al., 2009). SOA evolution is a complex process involving both chemical reaction and mass transport in the gas and particle phases (Kroll and Seinfeld, 2008; Ziemann and Atkinson, 2012; Shiraiwa et al., 2013), but most aerosol models do not resolve multiphase processes explicitly.

Several two-dimensional (2-D) frameworks have been proposed for efficient SOA representation in chemical transport models. These 2-D frameworks were built based mainly on OA properties including volatility or saturation mass concentration, number of carbon and oxygen atoms in a molecule, mean carbon oxidation state, and atomic O : C or H : C ratios (Donahue et al., 2006; Jimenez et al., 2009; Pankow and Barsanti, 2009; Heald et al., 2010; Donahue et al., 2011; Kroll et al., 2011; Cappa and Wilson, 2012; Zhang and Seinfeld, 2013). The volatility basis set (VBS) approach uses volatility and O : C ratio that can be constrained by chamber experiments (Donahue et al., 2006, 2011, 2012). The total organic mass is classified into volatility bins and their distribution between gas and aerosol phases is calculated according to absorptive equilibrium partitioning assuming that gas-phase formation of semi-volatile organic compounds as a limiting step of SOA formation (Pankow, 1994). VBS has been extensively applied in chemical transport models, improving prediction of organic aerosol concentrations (Lane et al., 2008; Tsimpidi et al., 2010; Shrivastava et al., 2011; Ahmadov et al., 2012; Jathar et al., 2012; Murphy et al., 2012; Matsui et al., 2014; Morino et al., 2014).

Volatility is a consequence of molecular characteristics of molar mass and chemical composition and structure. Even though molar mass is an explicit parameter in computing absorptive SOA partitioning (Pankow, 1994; Pankow and Barsanti, 2009), the current VBS method does not account for the dependence of volatility on molar mass,

Molecular corridors and volatility parameterizations

Y. Li et al.

Title Page

Abstract

Introduction

Conclusions

References

Tables

Figures



Back

Close

Full Screen / Esc

Printer-friendly Version

Interactive Discussion



assuming that the products distributed in all volatility bins have the same value of molar mass, e.g., 150 g mol^{-1} for anthropogenic SOA and 180 g mol^{-1} for biogenic SOA (Murphy and Pandis, 2009; Hayes et al., 2015). Shiraiwa et al. (2014) have shown that SOA from a variety of biogenic and anthropogenic precursors can be represented well by molecular corridors with a tight inverse correlation between molar mass (M) and volatility (C_o) of SOA oxidation products. The slope of these corridors corresponds to the increase in molar mass required to decrease volatility by one order of magnitude. Molecular corridors can help to constrain chemical and physical properties as well as reaction rates and pathways with characteristic kinetic regimes of reaction-, diffusion-, or accommodation-limited multiphase chemical kinetics involved in SOA evolution (Shiraiwa et al., 2014).

In recent years a high-resolution mass spectrometry (HR-MS) with a soft ionization technique has been employed for measurements on atmospheric aerosols, providing definitive determination of molar mass and elemental composition (Tolocka et al., 2004; Reemtsma, 2009; Williams et al., 2010; Kampf et al., 2011; Nizkorodov et al., 2011; Laskin et al., 2012; Chan et al., 2013; Hamilton et al., 2013; Holzinger et al., 2013; Kourtchev et al., 2014; Nozière et al., 2015). Such measurements have revealed that nitrogen- and sulfur- containing organic compounds are commonly present with a substantial fraction of mass in atmospheric organic aerosols. A significant amount of N-heterocyclic alkaloid and nitro-aromatic compounds were found in biomass burning plumes (Laskin et al., 2009; Kitanovski et al., 2012). Organonitrates have been observed to account for a substantial fraction of SOA in field and laboratory studies (Farmer et al., 2010; Rollins et al., 2012; Fry et al., 2013; Boyd et al., 2015). Organosulfates have also been detected in ambient OA (Romero and Oehme, 2005; Iinuma et al., 2007; Surratt et al., 2007, 2008; Lukács et al., 2009; Ehn et al., 2010; Schmitt-Kopplin et al., 2010; Gómez-González et al., 2012; Lin et al., 2012; Stone et al., 2012; Kahnt et al., 2013; Kundu et al., 2013; Ma et al., 2014; O'Brien et al., 2014; Staudt et al., 2014; Tao et al., 2014). Reduced sulfur-containing compounds were observed in super-cooled clouds (Zhao et al., 2013) and rainwater (Mead et al., 2015).

Although nitrogen- and sulfur- containing organic compounds are important components of atmospheric aerosols, their physical properties and chemical behaviors are still poorly understood (Nozière et al., 2015), and thus are untreated in air quality models so far. In this study, we apply the molecular corridor-based approach to analyze ambient and indoor observations of organic aerosols including nitrogen and sulfur containing organic compounds, to provide insights on the physical and chemical processes driving OA evolution in the atmosphere.

2 Characterization of 31 066 organic compounds in molecular corridors

More than thirty thousand organic compounds were analyzed to examine whether molecular corridors can constrain a variety of organic compounds. The used dataset is the National Cancer Institute (NCI) open database (<http://cactus.nci.nih.gov/download/nci/>), which contains 31 066 organic compounds and corresponding SMILES codes. A list of the compounds was also provided in Wei et al. (2012). Volatility of each compound was estimated by the Estimation Programs Interface (EPI) Suite software (version 4.1) developed by the U.S. Environmental Protection Agency, which is accepted as a good estimation method of volatility of organic compounds including nitrogen- and sulfur- containing compounds (<http://www.epa.gov/sab/pdf/sab-07-011.pdf>).

We classified these organic compounds into six classes based on chemical composition: CH, CHO, CHN, CHON, CHOS, and CHONS, with the number of compounds of 328, 8420, 2968, 13 628, 925, and 3367, respectively. These compounds cover a molar mass from 41 to 1779 g mol⁻¹. In total we consider 22 structural sub-classes including N-containing compounds of amine (primary, secondary, tertiary, and quaternary), amide, azo, azide, amino acid, imine, nitroso, nitro, alkyl nitrite, nitrile and organonitrate as well as S-containing compounds of organosulfate, sulfonate, sulfone, sulfoxide, sulfite, heterocyclic ring, thioate, and thiocarbamate.

Figure 1 shows that most of the organic compounds (small markers color-coded by atomic O : C ratio) fall into the molecular corridor with upper and lower boundaries rep-

Molecular corridors and volatility parameterizations

Y. Li et al.

Title Page

Abstract

Introduction

Conclusions

References

Tables

Figures



Back

Close

Full Screen / Esc

Printer-friendly Version

Interactive Discussion



Molecular corridors
and volatility
parameterizations

Y. Li et al.

Title Page

Abstract

Introduction

Conclusions

References

Tables

Figures



Back

Close

Full Screen / Esc

Printer-friendly Version

Interactive Discussion



resented by linear alkanes (C_nH_{2n+2} , $O : C = 0$, purple dashed line) and sugar alcohols ($C_nH_{2n+2}O_n$, $O : C = 1$, red dashed line), respectively. It indicates that the 2-D space of molar mass and volatility can constrain most of the organics, including compounds containing heteroatoms of N and S. About 1000 compounds with branched structures lie above the linear alkane line among the CHO class (Fig. 1b), as volatilities of branched compounds are higher than those of compounds with linear structures. The compounds with high $O : C$ are organosulfate and sulfite (the mean $O : C$ of ~ 1), followed by compounds in sub-classes of sulfonate, sulfone, sulfoxide, organonitrate, nitro, alkyl nitrites, nitroso, or amino acid, which tend to occupy the space close to the sugar alcohol line. For the impact of molar mass on volatility, Fig. 1c shows clearly that mean values of volatility decrease as more hydrogen atoms of an ammonia structure are replaced by alkyl or aryl groups, forming the primary-, secondary-, tertiary- and quaternary-amine. Figure 1d–f show that the molar mass of CHON, CHOS, and CHONS can be up to 1000 g mol^{-1} and the volatility can be as low as $10^{-30} \text{ } \mu\text{g m}^{-3}$.

Based on volatility, OA can be classified as (1) volatile organic compounds (VOC, $C_o > 3 \times 10^6 \text{ } \mu\text{g m}^{-3}$), (2) intermediate volatility OC (IVOC, $300 < C_o < 3 \times 10^6 \text{ } \mu\text{g m}^{-3}$), (3) semi-volatile OC (SVOC, $0.3 < C_o < 300 \text{ } \mu\text{g m}^{-3}$), (4) low-volatile OC (LVOC, $3 \times 10^{-4} < C_o < 0.3 \text{ } \mu\text{g m}^{-3}$), and (5) extremely low-volatile OC (ELVOC, $C_o < 3 \times 10^{-4} \text{ } \mu\text{g m}^{-3}$) (Donahue et al., 2011; Murphy et al., 2014). Figure 2 shows the relationship between volatility and molar mass derived from these thirty thousand compounds. The molar mass of VOC is usually less than 160 g mol^{-1} ; $130\text{--}250 \text{ g mol}^{-1}$ for IVOC, $180\text{--}330 \text{ g mol}^{-1}$ for SVOC, $210\text{--}400 \text{ g mol}^{-1}$ for LVOC, and larger than 260 g mol^{-1} for ELVOC. As the volatility decreases, the covered molar mass range becomes wider, indicating more compounds are encompassed with increasing complexity. Meanwhile, the volatility decreases as the average molar mass of every composition class increases. For example, the average molar mass of the CHO class in the VOC group is 130 g mol^{-1} , which increases to 445 g mol^{-1} in the ELVOC group. The symbol sizes are scaled with relative abundance of compounds in each composition class. Many of the CH compounds ($\sim 69\%$) are distributed in the VOC and IVOC groups. 70% of the

CHO and CHN compounds are populated in the IVOC and SVOC groups. More than 80% of the CHON and CHOS compounds are located in the range covering from IVOC to LVOC, and about 10% of them belong to the ELVOC group. 90% of the CHONS compounds cover the range from SVOC to ELVOC. Given that the molar mass is observationally constrained, it is suitable to use the molar mass to constrain the volatility of organic compounds.

3 Parameterization of volatility by elemental composition

Accurate prediction of volatility requires structural information of the organic compounds, which is often difficult to be obtained in field measurements. We predict volatility as a function of elemental composition that is often determined by soft-ionization high-resolution mass spectrometry. Donahue et al. (2011) has developed a parameterization to estimate volatility as $\log_{10}C_o = f(n_C, n_O)$ for the CHO compounds. We broaden this formulation to $\log_{10}C_o = f(n_C, n_O, n_N, n_S)$ to be applicable to the N and S-containing compounds:

$$\log_{10}C_o = \left(n_C^0 - n_C\right) b_C - n_O b_O - 2 \frac{n_C n_O}{n_C + n_O} b_{CO} - n_N b_N - n_S b_S \quad (1)$$

where C_o ($\mu\text{g m}^{-3}$) is the volatility or the saturation mass concentration of an organic compound; n_C^0 is the reference carbon number; n_C , n_O , n_N , and n_S denote the numbers of carbon, oxygen, nitrogen, and sulfur atoms, respectively; b_C , b_O , b_N , and b_S denote the contribution of each atom to $\log_{10}C_o$, respectively, and b_{CO} is the carbon-oxygen nonideality (Donahue et al., 2011). The non-linear terms of nitrogen-oxygen and sulfur-oxygen are not considered, as they impact the predicting results only slightly. Values of b coefficients were obtained by fitting with multi-linear least squares analysis to the thirty thousand compounds for each class (CH, CHO, CHN, CHON, CHOS, and CHONS). The best-fit parameters obtained in this analysis are presented in Table 1.

Title Page

Abstract

Introduction

Conclusions

References

Tables

Figures



Back

Close

Full Screen / Esc

Printer-friendly Version

Interactive Discussion



Molecular corridors
and volatility
parameterizations

Y. Li et al.

Title Page

Abstract

Introduction

Conclusions

References

Tables

Figures



Back

Close

Full Screen / Esc

Printer-friendly Version

Interactive Discussion



The developed volatility estimation method was compared with the EPI Suite for the thirty thousand compounds as shown in Fig. 3 and Table S1 in the Supplement. The agreement between the two methods was assessed by statistical measures of correlation coefficient (R), mean absolute gross error (MAGE), and mean bias (MB). As shown in Fig. 3, our new method performs well with R above 0.8 for all composition classes. Some of variations at a low C_o may be related to uncertainty in converting a super-cooled liquid value to a solid-phase value, or the structural differences in the compounds that cannot be captured by our expression. Given that compounds with a low C_o , e.g. LVOC and ELVOC, are almost in the condensed phase under typical ambient conditions, relatively large estimation errors at a low C_o will not exert a significant impact on the calculation of SOA partitioning. Our method works well with good statistical measures ($R > 0.8$, $MAGE < 1.7 \mu\text{g m}^{-3}$, $MB = -0.06\text{--}0.08 \mu\text{g m}^{-3}$) for compounds with the molar mass less than 500 g mol^{-1} .

In the CHN class, our method performs well for primary, secondary, and tertiary amines, heterocyclic rings, imines and nitriles (Table S1). Our method overestimates the volatility of the quaternary amine located in LVOC and ELVOC ranges. For the CHON class, relatively large errors are found for quaternary amine and amino acid. Note that there are relatively few data for organonitrate. When nitrate functionality appears in the amine, they are assigned to the amine class. Nitroso and alkyl nitrite are treated similarly. For structural classes in the CHOS and CHONS, our method works well with $R > 0.82$.

Our method was also tested with a different set of organic compounds and a different volatility estimation method. We used 704 SOA oxidation products of CHO compounds (Shiraiwa et al., 2014) with volatility estimated using the EVAPORATION model (Compernelle et al., 2011). As shown in Fig. 4, our newly developed parameterization also agrees well with EVAPORATION predictions and shows better agreement than Donahue et al. (2011). The above comparisons and validations show that the new volatility estimation parameterization derived from a large dataset is sufficiently good to predict C_o for various structural organic classes. Thus, this new method is suitable to be used

to predict the volatility of ambient OA, e.g., the compounds with elemental composition measured by high resolution mass spectrometry techniques.

4 Application of molecular corridors to atmospheric aerosols

Applying the newly developed volatility estimation method to laboratory experiments and field campaigns, the observed organic compounds were mapped into the molecular corridor with an alternative representation displaying volatility as a function of molar mass, which appears more straightforward for direct comparisons to mass spectra (Shiraiwa et al., 2014). The used observation dataset is summarized in Table 2. In total 9053 organic compounds were collected from chamber experiments for new particle formation (Ehn et al., 2012; Schobesberger et al., 2013) and field measurements at a boreal forest (Ehn et al., 2010, 2012), at a mountain site (Holzinger et al., 2010), in urban areas (Lin et al., 2012; Stone et al., 2012; Ma et al., 2014; O'Brien et al., 2014; Tao et al., 2014), in biomass burning plumes (Laskin et al., 2009), in radiation fog (Mazoleni et al., 2010), in super-cooled cloud (Zhao et al., 2013), and in rain (Altieri et al., 2009a, b, 2012) as well as indoor measurements of OA originated from tobacco smoke (Sleiman et al., 2010a, b) and human skin lipids (Wisthaler and Weschler, 2010). The organic compounds were categorized into CH (55), CHO (3042), CHN (152), CHON (4074), CHOS (954), and CHONS (776) classes. These large data sets provide insights into the chemical and physical nature of OA from different sources and their evolution upon chemical transformation.

4.1 CH and CHO compounds

Figure 5 shows the CH and CHO compounds measured in different atmospheric conditions plotted in molecular corridors. The small markers show individual observed compounds color-coded by atomic O : C ratio. The larger symbols with error bars represent mean values of molar mass, volatility, and O : C ratio derived from every ob-

Molecular corridors and volatility parameterizations

Y. Li et al.

Title Page

Abstract

Introduction

Conclusions

References

Tables

Figures



Back

Close

Full Screen / Esc

Printer-friendly Version

Interactive Discussion



**Molecular corridors
and volatility
parameterizations**

Y. Li et al.

5 observation events. Figure 5a shows abundant organic compounds found in new particle formation (NPF) experiments performed at the Cosmics Leaving Outdoor Droplets (CLOUD) chamber at CERN (Schobesberger et al., 2013) and the Jülich Plant Atmosphere Chamber (Mentel et al., 2009; Ehn et al., 2012). The values of O : C ratio are all above 0.3 and some organic compounds are remarkably highly oxidized (O : C up to 1.4). The compounds cover the mass range of 184–558 g mol^{-1} in the volatility range of IVOC–ELVOC, spreading in a large space of the molecular corridor. These oxidized organic compounds play an important role in formation and growth of OA particles in ambient conditions (Ehn et al., 2012, 2014; Riipinen et al., 2012; Kulmala et al., 2013; Schobesberger et al., 2013; Riccobono et al., 2014; Wildt et al., 2014).

10 Figure 5b shows highly oxidized compounds observed at the boreal forest research station in Hyytiälä, Finland during NPF events (Ehn et al., 2010, 2012). The average O : C ratio is as high as 1.1. The locations of organic compounds observed in the CLOUD experiments (Fig. 5a) and at Hyytiälä (Fig. 5b) in the molecular corridor are similar by occupying the space close to the sugar alcohol line (high O : C corridor; Shiraiwa et al., 2014), indicating that chemical properties of these organic compounds are similar and chamber experiments represent ambient observations well. Such low-volatility and highly oxygenated compounds may be generated by autoxidation reactions (Crouse et al., 2013; Ehn et al., 2014; Mentel et al., 2015).

20 Figure 5c shows organic compounds observed in the remote area at the Mt. Sonnblick, Austria (Holzinger et al., 2010). The observed compounds were less oxidized and lie close to the alkane line. Aqueous-phase processing of organic compounds leads to formation of highly oxidized compounds in fog (Fig. 5d; Mazzoleni et al., 2010), cloud (Fig. 5e; Zhao et al., 2013) and rain (Fig. 5f; Altieri et al., 2009a, 2009b, 2012) suggesting that atmospheric water is enriched in polar compounds compared to atmospheric particulate matter. Higher oxidized compounds tend to have lower molar mass than less oxidized compounds, indicating that fragmentation is an important pathway in aqueous-phase oxidation (Sun et al., 2010; McNeill et al., 2012; Carlton and Trupin, 2013; Daumit et al., 2014; Erven, 2015). In addition, aqueous processing can

[Title Page](#)[Abstract](#)[Introduction](#)[Conclusions](#)[References](#)[Tables](#)[Figures](#)[Back](#)[Close](#)[Full Screen / Esc](#)[Printer-friendly Version](#)[Interactive Discussion](#)

produce high molar-mass and high O:C compounds through oligomerization (Altieri et al., 2008; Lim et al., 2010; Ervens et al., 2011), as seen in super-cooled cloud water collected at a remote site on the Mt. Werner in the US in Fig. 5e.

Figure 5g shows the oxidation products from reactions of ozone and human skin lipids (Wisthaler and Weschler, 2010). The majority of products are VOC and IVOC with O:C < 0.7 and molar mass < 200 g mol⁻¹, mainly occupying the space close to the origin of the molecular corridor. Some products with higher molar mass (> 300 g mol⁻¹) are mainly first-generation products of ozonolysis of skin lipids, including hydroxyl geranyl acetone, polyunsaturated aldehydes and fatty acids. These products can be further oxidized by ozone, generating fragmented secondary products with a relatively higher O:C ratio with carbonyl, carboxyl, or α -hydroxy ketone groups (Wisthaler and Weschler, 2010).

Cigarette smoke is another pollutant frequently encountered in indoor air and residual secondhand tobacco smoke absorbed to indoor surfaces can react with atmospheric species such as ozone (Destailats et al., 2006; Sleiman et al., 2010a) and nitrous acid (HONO) (Sleiman et al., 2010b) to form thirdhand smoke hazards. As shown in Fig. 5h, most of the nicotine products have $M < 300$ g mol⁻¹ and O:C < 0.5 with log₁₀C_o > 2 μ g m⁻³. As oxidant levels in indoor air are relatively low compared to outdoor air (Weschler, 2011), indoor OA tend to be less oxidized and have lower molar mass.

4.2 Nitrogen- and sulfur-containing compounds

Figure 6 shows N-containing compounds plotted in the molecular corridor. Figure 6a shows 23 compounds observed at Hyytiälä, Finland during NPF events (Ehn et al., 2010, 2012). They are mainly amines with a small molar mass range (69–169 g mol⁻¹) and intermediate volatility, covering the space close to the origin of the molecular corridor. Amines can stabilize sulfuric acid clusters efficiently and their role in nucleation may be significant (Loukonen et al., 2010; Smith et al., 2010; Wang et al., 2010; Erupe et al., 2011; Zhang et al., 2011; Kulmala et al., 2014).

27887

ACPD

15, 27877–27915, 2015

Molecular corridors and volatility parameterizations

Y. Li et al.

Title Page

Abstract

Introduction

Conclusions

References

Tables

Figures

⏪

⏩

◀

▶

Back

Close

Full Screen / Esc

Printer-friendly Version

Interactive Discussion



**Molecular corridors
and volatility
parameterizations**

Y. Li et al.

Title Page

Abstract

Introduction

Conclusions

References

Tables

Figures



Back

Close

Full Screen / Esc

Printer-friendly Version

Interactive Discussion



N-containing organic compounds are important components of biomass-burning organic aerosols (BBOA) (Lobert et al., 1990; Simoneit, 2002). Figure 6b presents these compounds including amine, urea, alkyl amide, alkyl nitrile, amino acid and N-heterocyclic alkaloid compounds (Laskin et al., 2009). These compounds spread separately in two parts in molecular corridors. Some compounds are assembled in the upper left space bounded by $\log_{10}C_o > 0 \mu\text{g m}^{-3}$ and $M < 300 \text{ g mol}^{-1}$. A part of these compounds may be a consequence of oxidative fragmentation or thermal decomposition. Compounds clustered in the lower right space are CHON compounds with molar mass higher than 300 g mol^{-1} covering the range from LVOC to ELVOC.

More than two hundred N-containing compounds were identified at the Mt. Sonnblick (Fig. 6c; Holzinger et al., 2010). Less oxidized N-containing organic compounds could be formed through reactions transforming carbonyls into imines or reactions of NO with organic peroxy radicals (O'Brien et al., 2014). Highly oxidized organonitrates ($\text{O}:\text{C} > 1$) were suggested to be formed by nitrate radical chemistry (Holzinger et al., 2010). Many highly oxidized N-containing compounds with a range of O:C ratios from 1 to 2 were observed in fog (Fig. 6d; Mazzoleni et al., 2010), cloud (Fig. 6e; Zhao et al., 2013), rain in New Jersey (Fig. 6f; Altieri et al., 2009a, b) and Bermuda (Fig. 6g; Altieri et al., 2012). Aqueous-phase processing can form a variety of highly-functionalized nitrated organic compounds including organonitrates, hydroxynitrates, carbonyl nitrates and dinitrates (Zhao et al., 2013). Reduced nitrogen compounds were also identified in atmospheric water, mainly occupying the space close to the alkane line.

Figure 6h shows N-containing compounds found in the secondhand and thirdhand tobacco smoke. Nitrosamines were found in third-hand smoke hazards when the residual nicotine reacts with HONO (Sleiman et al., 2010b). Similar to the trend of CHO compounds in the molecular corridors (Fig. 5h), N-containing compounds also mainly occupy the region close to the origin of the molecular corridor. Some high molar mass N-containing compounds (m/z 400–500) were also detected, but their elemental compositions and structures have not been identified (Sleiman et al., 2010a).

**Molecular corridors
and volatility
parameterizations**

Y. Li et al.

Title Page

Abstract

Introduction

Conclusions

References

Tables

Figures



Back

Close

Full Screen / Esc

Printer-friendly Version

Interactive Discussion



Figure 7 shows S-containing compounds plotted in the molecular corridor. Organosulfate and nitroxy-organosulfate were frequently identified in fine aerosols especially in urban areas including Shanghai (Ma et al., 2014; Tao et al., 2014) and Guangzhou (Lin et al., 2012) in China, Taipei (Lin et al., 2012), Lahore in Pakistan (Stone et al., 2012), Bakersfield (O'Brien et al., 2014) and Los Angeles (Tao et al., 2014) in the US as shown in Fig. 7a. Most of them are LVOC or ELVOC with O : C ratio higher than 0.8 and molar mass in 200–400 g mol⁻¹. Some uncommon organosulfates with higher molar mass but a lower degree of oxidation were found in Shanghai and long-chain alkanes from vehicle emissions were suggested to be their precursors (Tao et al., 2014). Compared to the organosulfates identified in urban areas, oxygenated sulfur-containing compounds characterized at the Mt. Sonnblick have a relatively lower O : C ratio (~ 0.5 in an average) and molar mass (mostly less than 250 g mol⁻¹) and higher volatility (IVOC or SVOC) (Fig. 7b). Similar to highly oxidized N-containing compounds observed in fog, cloud and rain, S-containing highly oxidized compounds including functionalized (nitro- and nitrooxy-)organosulfates were formed in atmospheric water (Fig. 7c–f), which locate close to the sugar alcohol line in the range of LVOC and ELVOC. Compounds close to the alkane line are mostly reduced sulfur compounds, e.g., aromatic structures containing only one S and one O, which may be emitted from primary sources.

Figure 8 summarizes the molecular corridor for amine, organonitrate, organosulfate, nitroxy organosulfate and reduced sulfur compounds. The small markers are compounds identified in the studies included in Figs. 6 and 7. Among these species, nitroxy-organosulfates have the highest O : C ratio (> 0.9) and the lowest volatility falling into the ELVOC group with molar mass up to 400 g mol⁻¹. Organosulfates and organonitrates have an O : C ratio generally higher than 0.7, covering the range of IVOC to ELVOC with a broad molar mass range (100–600 g mol⁻¹) to occupy the high O : C corridor. Reduced sulfur compounds have low O : C ratio (< 0.4) and are located close to the alkane line. Amine and N-heterocyclic alkaloid compounds found during new parti-

cle formation and biomass burning have the lowest O : C ratio and molar mass and the highest volatility (in VOC and IVOC groups), following the low O : C corridor.

5 Summary and conclusions

From the analysis of measured OA locating into the molecular corridor, we can conclude that the molecular corridor characterized by molar mass, volatility, and O : C ratio has successfully grasped the properties of organic compounds from different sources and formed in various atmospheric conditions. Figure 9 shows the trend of observed organic compounds with surrogate compounds with the mean values of molar mass, volatility, and O : C ratio derived from every observation event. The symbol size is scaled with the ratio of the number of compound in each class (e.g., CH, CHO, CHON, CHONS) to the total number of compounds in each observation.

OA in indoor environments have relatively lower molar mass and higher volatility, mainly occupying the space close to the origin of the molecular corridor. Outdoor OA are constrained to a corridor in the range of IVOC–LVOC with a molar mass of up to $\sim 400 \text{ g mol}^{-1}$. Atmospheric water of fog, cloud and rain droplets often contain many highly-oxygenated, high molar-mass, and low-volatility compounds, extending to a wide space with higher molar mass and lower volatility. Molecular corridors are a useful framework for analysis and interpretation of measurements by a high-resolution mass spectrometer to visualize distribution of organic compounds providing insights into the evolution of OA properties.

Explicit consideration of molar mass in an OA model would also be useful in inferring particle phase state (liquid vs. semisolid vs. amorphous solid), as the molar mass correlates with the glass transition temperature of organic compounds (Koop et al., 2011). The phase state has been shown to affect various gas-particle interactions including heterogeneous and multiphase chemistry, SOA formation and evolution as well as activation to cloud droplets and ice crystals (Pöschl and Shiraiwa, 2015, and references therein). Molecular corridors may serve as a basis for better treatment of SOA proper-

Molecular corridors and volatility parameterizations

Y. Li et al.

Title Page

Abstract

Introduction

Conclusions

References

Tables

Figures



Back

Close

Full Screen / Esc

Printer-friendly Version

Interactive Discussion



ties and interpretation of model outputs in detailed SOA models (e.g., Shiraiwa et al., 2012; Cappa et al., 2013; Roldin et al., 2014; Zaveri et al., 2014) as well as for compact representation of OA formation and evolution in regional and global models of climate and air quality.

5 **The Supplement related to this article is available online at doi:10.5194/acpd-15-27877-2015-supplement.**

Acknowledgements. Y. Li was supported by the Lindau Fellowship (Project No.: GZ 1116), granted by the Sino-German Science Center. This work was supported by the Max Planck Society and the National Natural Science Foundation of China (Grant No. 41405121).
10 The authors gratefully acknowledge Lynn Mazzoleni (Michigan Technological University), Alexander Laskin (Pacific Northwest National Laboratory), Rupert Holzinger (Utrecht University), Neil Donahue (Carnegie Mellon University), Thomas Mentel (Research Center Jülich), Yiyi Wei (Texas Tech University), Thomas Berkemeier (Max Planck Institute for Chemistry), Pascale Lakey (Max Planck Institute for Chemistry) and John Seinfeld (Caltech) for stimulating
15 discussions.

The article processing charges for this open-access publication were covered by the Max Planck Society.

References

- 20 Ahmadov, R., McKeen, S. A., Robinson, A. L., Bahreini, R., Middlebrook, A. M., de Gouw, J. A., Meagher, J., Hsie, E.-Y., Edgerton, E., Shaw, S., and Trainer, M.: A volatility basis set model for summertime secondary organic aerosols over the eastern United States in 2006, *J. Geophys. Res.*, 117, D06301, doi:10.1029/2011JD016831, 2012.
- 25 Altieri, K. E., Seitzinger, S. P., Clalton, A. G., Trupin, B. J., Klein, G. C., and Marshall, A. G.: Oligomers formed through in-cloud methylglyoxal reactions: chemical composition, proper-

Molecular corridors and volatility parameterizations

Y. Li et al.

Title Page

Abstract

Introduction

Conclusions

References

Tables

Figures



Back

Close

Full Screen / Esc

Printer-friendly Version

Interactive Discussion



**Molecular corridors
and volatility
parameterizations**

Y. Li et al.

Title Page

Abstract

Introduction

Conclusions

References

Tables

Figures



Back

Close

Full Screen / Esc

Printer-friendly Version

Interactive Discussion



ties, and mechanisms investigated by ultra-high resolution FT-ICR mass spectrometry, *Atmos. Environ.*, 42, 1476–1490, 2008.

Altieri, K. E., Turpin, B. J., and Seitzinger, S. P.: Composition of dissolved organic nitrogen in continental precipitation investigated by ultra-high resolution FT-ICR mass spectrometry, *Environ. Sci. Technol.*, 43, 6950–6955, 2009a.

Altieri, K. E., Turpin, B. J., and Seitzinger, S. P.: Oligomers, organosulfates, and nitrooxy organosulfates in rainwater identified by ultra-high resolution electrospray ionization FT-ICR mass spectrometry, *Atmos. Chem. Phys.*, 9, 2533–2542, doi:10.5194/acp-9-2533-2009, 2009b.

Altieri, K. E., Hastings, M. G., Peters, A. J., and Sigman, D. M.: Molecular characterization of water soluble organic nitrogen in marine rainwater by ultra-high resolution electrospray ionization mass spectrometry, *Atmos. Chem. Phys.*, 12, 3557–3571, doi:10.5194/acp-12-3557-2012, 2012.

Boyd, C. M., Sanchez, J., Xu, L., Eugene, A. J., Nah, T., Tuet, W. Y., Guzman, M. I., and Ng, N. L.: Secondary organic aerosol formation from the β -pinene + NO_3 system: effect of humidity and peroxy radical fate, *Atmos. Chem. Phys.*, 15, 7497–7522, doi:10.5194/acp-15-7497-2015, 2015.

Cappa, C. D. and Wilson, K. R.: Multi-generation gas-phase oxidation, equilibrium partitioning, and the formation and evolution of secondary organic aerosol, *Atmos. Chem. Phys.*, 12, 9505–9528, doi:10.5194/acp-12-9505-2012, 2012.

Cappa, C. D., Zhang, X., Loza, C. L., Craven, J. S., Yee, L. D., and Seinfeld, J. H.: Application of the Statistical Oxidation Model (SOM) to Secondary Organic Aerosol formation from photooxidation of C_{12} alkanes, *Atmos. Chem. Phys.*, 13, 1591–1606, doi:10.5194/acp-13-1591-2013, 2013.

Carlton, A. G. and Turpin, B. J.: Particle partitioning potential of organic compounds is highest in the Eastern US and driven by anthropogenic water, *Atmos. Chem. Phys.*, 13, 10203–10214, doi:10.5194/acp-13-10203-2013, 2013.

Chan, M. N., Nah, T., and Wilson, K. R.: Real time in situ chemical characterization of sub-micron organic aerosols using Direct Analysis in Real Time mass spectrometry (DART-MS): the effect of aerosol size and volatility, *Analyst*, 138, 3749–3757, 2013.

Compernelle, S., Ceulemans, K., and Müller, J.-F.: EVAPORATION: a new vapour pressure estimation method for organic molecules including non-additivity and intramolecular interactions, *Atmos. Chem. Phys.*, 11, 9431–9450, doi:10.5194/acp-11-9431-2011, 2011.

**Molecular corridors
and volatility
parameterizations**

Y. Li et al.

Title Page

Abstract

Introduction

Conclusions

References

Tables

Figures



Back

Close

Full Screen / Esc

Printer-friendly Version

Interactive Discussion



- Crouse, J. D., Nielsen, L. B., Jorgensen, S., Kjaergaard, H. G., and Wennberg, P. O.: Autoxidation of organic compounds in the atmosphere, *J. Phys. Chem. Lett.*, 4, 3513–3520, 2013.
- Daumit, K. E., Carrasquillo, A. J., Hunter, J. F., and Kroll, J. H.: Laboratory studies of the aqueous-phase oxidation of polyols: submicron particles vs. bulk aqueous solution, *Atmos. Chem. Phys.*, 14, 10773–10784, doi:10.5194/acp-14-10773-2014, 2014.
- Destailhats, H., Singer, B. C., Lee, S. K., and Gundel, L. A.: Effect of ozone on nicotine desorption from model surfaces: evidence for heterogeneous Chemistry, *Environ. Sci. Technol.*, 40, 1799–1805, 2006.
- Donahue, N. M., Robinson, A. L., Stanier, C. O., and Pandis, S. N.: Coupled partitioning, dilution, and chemical aging of semivolatile organics, *Environ. Sci. Technol.*, 40, 2635–2643, 2006.
- Donahue, N. M., Epstein, S. A., Pandis, S. N., and Robinson, A. L.: A two-dimensional volatility basis set: 1. organic-aerosol mixing thermodynamics, *Atmos. Chem. Phys.*, 11, 3303–3318, doi:10.5194/acp-11-3303-2011, 2011.
- Donahue, N. M., Kroll, J. H., Pandis, S. N., and Robinson, A. L.: A two-dimensional volatility basis set – Part 2: Diagnostics of organic-aerosol evolution, *Atmos. Chem. Phys.*, 12, 615–634, doi:10.5194/acp-12-615-2012, 2012.
- Ehn, M., Junninen, H., Petäjä, T., Kurtén, T., Kerminen, V.-M., Schobesberger, S., Manninen, H. E., Ortega, I. K., Vehkamäki, H., Kulmala, M., and Worsnop, D. R.: Composition and temporal behavior of ambient ions in the boreal forest, *Atmos. Chem. Phys.*, 10, 8513–8530, doi:10.5194/acp-10-8513-2010, 2010.
- Ehn, M., Kleist, E., Junninen, H., Petäjä, T., Lönn, G., Schobesberger, S., Dal Maso, M., Trimborn, A., Kulmala, M., Worsnop, D. R., Wahner, A., Wildt, J., and Mentel, Th. F.: Gas phase formation of extremely oxidized pinene reaction products in chamber and ambient air, *Atmos. Chem. Phys.*, 12, 5113–5127, doi:10.5194/acp-12-5113-2012, 2012.
- Ehn, M., Thornton, J. A., Kleist, E., Sipila, M., Junninen, H., Pullinen, I., Springer, M., Rubach, F., Tillmann, R., Lee, B., Lopez-Hilfiker, F., Andres, S., Acir, I. H., Rissanen, M., Jokinen, T., Schobesberger, S., Kangasluoma, J., Kontkanen, J., Nieminen, T., Kurten, T., Nielsen, L. B., Jorgensen, S., Kjaergaard, H. G., Canagaratna, M., Dal Maso, M., Berndt, T., Petaja, T., Wahner, A., Kerminen, V. M., Kulmala, M., Worsnop, D. R., Wildt, J., and Mentel, T. F.: A large source of low-volatility secondary organic aerosol, *Nature*, 506, 476–479, 2014.

**Molecular corridors
and volatility
parameterizations**

Y. Li et al.

Title Page

Abstract

Introduction

Conclusions

References

Tables

Figures



Back

Close

Full Screen / Esc

Printer-friendly Version

Interactive Discussion



Erupe, M. E., Viggiano, A. A., and Lee, S.-H.: The effect of trimethylamine on atmospheric nucleation involving H₂SO₄, *Atmos. Chem. Phys.*, 11, 4767–4775, doi:10.5194/acp-11-4767-2011, 2011.

5 Ervens, B.: Modeling the processing of aerosol and trace gases in clouds and fogs, *Chem. Rev.*, 115, 4157–4198, 2015.

Ervens, B., Turpin, B. J., and Weber, R. J.: Secondary organic aerosol formation in cloud droplets and aqueous particles (aqSOA): a review of laboratory, field and model studies, *Atmos. Chem. Phys.*, 11, 11069–11102, doi:10.5194/acp-11-11069-2011, 2011.

10 Farmer, D. K., Matsunaga, A., Docherty, K. S., Surratt, J. D., Seinfeld, J. H., Ziemann, P. J., and Jimenez, J. L.: Response of an aerosol mass spectrometer to organonitrates and organosulfates and implications for atmospheric chemistry, *P. Natl. Acad. Sci. USA*, 107, 6670–6675, 2010.

Fry, J. L., Draper, D. C., Zarzana, K. J., Campuzano-Jost, P., Day, D. A., Jimenez, J. L., Brown, S. S., Cohen, R. C., Kaser, L., Hansel, A., Cappellin, L., Karl, T., Hodzic Roux, A., Turnipseed, A., Cantrell, C., Lefer, B. L., and Grossberg, N.: Observations of gas- and aerosol-phase organic nitrates at BEACHON-RoMBAS 2011, *Atmos. Chem. Phys.*, 13, 8585–8605, doi:10.5194/acp-13-8585-2013, 2013.

15 Fuzzi, S., Baltensperger, U., Carslaw, K., Decesari, S., Denier van der Gon, H., Facchini, M. C., Fowler, D., Koren, I., Langford, B., Lohmann, U., Nemitz, E., Pandis, S., Riipinen, I., Rudich, Y., Schaap, M., Slowik, J. G., Spracklen, D. V., Vignati, E., Wild, M., Williams, M., and Gilardoni, S.: Particulate matter, air quality and climate: lessons learned and future needs, *Atmos. Chem. Phys.*, 15, 8217–8299, doi:10.5194/acp-15-8217-2015, 2015.

20 Gómez-González, Y., Wang, W., Vermeylen, R., Chi, X., Neiryneck, J., Janssens, I. A., Maenhaut, W., and Claeys, M.: Chemical characterisation of atmospheric aerosols during a 2007 summer field campaign at Brasschaat, Belgium: sources and source processes of biogenic secondary organic aerosol, *Atmos. Chem. Phys.*, 12, 125–138, doi:10.5194/acp-12-125-2012, 2012.

25 Hamilton, J. F., Baeza-Romero, M. T., Finessi, E., Rickard, A. R., Healy, R. M., Peppe, S., Adams, T. J., Daniels, M. J. S., Ball, S. M., Goodall, I. C. A., Monks, P. S., Borrás, E., and Muñoz, A.: Online and offline mass spectrometric study of the impact of oxidation and ageing on glyoxal chemistry and uptake onto ammonium sulfate aerosols, *Faraday Discuss.*, 165, 447–472, 2013.

5

10

15

20

25

30

**Molecular corridors
and volatility
parameterizations**

Y. Li et al.

Title Page

Abstract

Introduction

Conclusions

References

Tables

Figures



Back

Close

Full Screen / Esc

Printer-friendly Version

Interactive Discussion



Hallquist, M., Wenger, J. C., Baltensperger, U., Rudich, Y., Simpson, D., Claeys, M., Dommen, J., Donahue, N. M., George, C., Goldstein, A. H., Hamilton, J. F., Herrmann, H., Hoffmann, T., Iinuma, Y., Jang, M., Jenkin, M. E., Jimenez, J. L., Kiendler-Scharr, A., Maenhaut, W., McFiggans, G., Mentel, Th. F., Monod, A., Prévôt, A. S. H., Seinfeld, J. H., Surratt, J. D., Szmigielski, R., and Wildt, J.: The formation, properties and impact of secondary organic aerosol: current and emerging issues, *Atmos. Chem. Phys.*, 9, 5155–5236, doi:10.5194/acp-9-5155-2009, 2009.

Hayes, P. L., Carlton, A. G., Baker, K. R., Ahmadov, R., Washenfelder, R. A., Alvarez, S., Rappenglück, B., Gilman, J. B., Kuster, W. C., de Gouw, J. A., Zotter, P., Prévôt, A. S. H., Szidat, S., Kleindienst, T. E., Offenberg, J. H., Ma, P. K., and Jimenez, J. L.: Modeling the formation and aging of secondary organic aerosols in Los Angeles during CalNex 2010, *Atmos. Chem. Phys.*, 15, 5773–5801, doi:10.5194/acp-15-5773-2015, 2015.

Heald, C. L., Kroll, J. H., Jimenez, J. L., Docherty, K. S., DeCarlo, P. F., Aiken, A. C., Chen, Q., Martin, S. T., Farmer, D. K., and Artaxo, P.: A simplified description of the evolution of organic aerosol composition in the atmosphere, *Geophys. Res. Lett.*, 37, L08803, doi:10.1029/2010gl042737, 2010.

Holzinger, R., Kasper-Giebl, A., Staudinger, M., Schauer, G., and Röckmann, T.: Analysis of the chemical composition of organic aerosol at the Mt. Sonnblick observatory using a novel high mass resolution thermal-desorption proton-transfer-reaction mass-spectrometer (hr-TD-PTR-MS), *Atmos. Chem. Phys.*, 10, 10111–10128, doi:10.5194/acp-10-10111-2010, 2010.

Holzinger, R., Goldstein, A. H., Hayes, P. L., Jimenez, J. L., and Timkovsky, J.: Chemical evolution of organic aerosol in Los Angeles during the CalNex 2010 study, *Atmos. Chem. Phys.*, 13, 10125–10141, doi:10.5194/acp-13-10125-2013, 2013.

Huang, R. J., Zhang, Y. L., Bozzetti, C., Ho, K. F., Cao, J. J., Han, Y. M., Daellenbach, K. R., Slowik, J. G., Platt, S. M., Canonaco, F., Zotter, P., Wolf, R., Pieber, S. M., Bruns, E. A., Crippa, M., Ciarelli, G., Piazzalunga, A., Schwikowski, M., Abbaszade, G., Schnelle-Kreis, J., Zimmermann, R., An, Z. S., Szidat, S., Baltensperger, U., El Haddad, I., and Prevot, A. S. H.: High secondary aerosol contribution to particulate pollution during haze events in China, *Nature*, 514, 218–222, 2014.

Iinuma, Y., Muller, C., Berndt, T., Boge, O., Claeys, M., and Herrmann, H.: Evidence for the existence of organosulfates from beta-pinene ozonolysis in ambient secondary organic aerosol, *Environ. Sci. Technol.*, 41, 6678–6683, 2007.

**Molecular corridors
and volatility
parameterizations**

Y. Li et al.

Title Page

Abstract

Introduction

Conclusions

References

Tables

Figures



Back

Close

Full Screen / Esc

Printer-friendly Version

Interactive Discussion



Jathar, S. H., Miracolo, M. A., Presto, A. A., Donahue, N. M., Adams, P. J., and Robinson, A. L.: Modeling the formation and properties of traditional and non-traditional secondary organic aerosol: problem formulation and application to aircraft exhaust, *Atmos. Chem. Phys.*, 12, 9025–9040, doi:10.5194/acp-12-9025-2012, 2012.

5 Jimenez, J. L., Canagaratna, M. R., Donahue, N. M., Prevot, A. S. H., Zhang, Q., Kroll, J. H., DeCarlo, P. F., Allan, J. D., Coe, H., Ng, N. L., Aiken, A. C., Docherty, K. S., Ulbrich, I. M., Grieshop, A. P., Robinson, A. L., Duplissy, J., Smith, J. D., Wilson, K. R., Lanz, V. A., Hueglin, C., Sun, Y. L., Tian, J., Laaksonen, A., Raatikainen, T., Rautiainen, J., Vaattovaara, P., Ehn, M., Kulmala, M., Tomlinson, J. M., Collins, D. R., Cubison, M. J., Dunlea, E. J.,
10 Huffman, J. A., Onasch, T. B., Alfarra, M. R., Williams, P. I., Bower, K., Kondo, Y., Schneider, J., Drewnick, F., Borrmann, S., Weimer, S., Demerjian, K., Salcedo, D., Cottrell, L., Griffin, R., Takami, A., Miyoshi, T., Hatakeyama, S., Shimono, A., Sun, J. Y., Zhang, Y. M., Dzepina, K., Kimmel, J. R., Sueper, D., Jayne, J. T., Herndon, S. C., Trimborn, A. M., Williams, L. R., Wood, E. C., Middlebrook, A. M., Kolb, C. E., Baltensperger, U., and
15 Worsnop, D. R.: Evolution of organic aerosols in the atmosphere, *Science*, 326, 1525–1529, 2009.

Kahnt, A., Behrouzi, S., Vermeylen, R., Shalamzari, M. S., Vercauteren, J., Roekens, E., Claeys, M., and Maenhaut, W.: One-year study of nitro-organic compounds and their relation to wood burning in PM₁₀ aerosol from a rural site in Belgium, *Atmos. Environ.*, 81,
20 561–568, 2013.

Kampf, C. J., Bonn, B., and Hoffmann, T.: Development and validation of a selective HPLC-ESI-MS/MS method for the quantification of glyoxal and methylglyoxal in atmospheric aerosols (PM_{2.5}), *Anal. Bioanal. Chem.*, 401, 3115–3124, 2011.

25 Kanakidou, M., Seinfeld, J. H., Pandis, S. N., Barnes, I., Dentener, F. J., Facchini, M. C., Van Dingenen, R., Ervens, B., Nenes, A., Nielsen, C. J., Swietlicki, E., Putaud, J. P., Balkanski, Y., Fuzzi, S., Horth, J., Moortgat, G. K., Winterhalter, R., Myhre, C. E. L., Tsigaridis, K., Vignati, E., Stephanou, E. G., and Wilson, J.: Organic aerosol and global climate modelling: a review, *Atmos. Chem. Phys.*, 5, 1053–1123, doi:10.5194/acp-5-1053-2005, 2005.

30 Kitanovski, Z., Grgić, I., Vermeylen, R., Claeys, M., and Maenhaut, W.: Liquid chromatography tandem mass spectrometry method for characterization of monoaromatic nitro-compounds in atmospheric particulate matter, *J. Chromatogr. A*, 1268, 35–43, 2012.

**Molecular corridors
and volatility
parameterizations**

Y. Li et al.

Title Page

Abstract

Introduction

Conclusions

References

Tables

Figures



Back

Close

Full Screen / Esc

Printer-friendly Version

Interactive Discussion



- Koop, T., Bookhold, J., Shiraiwa, M., and Pöschl, U.: Glass transition and phase state of organic compounds: dependency on molecular properties and implications for secondary organic aerosols in the atmosphere, *Phys. Chem. Chem. Phys.*, 13, 19238–19255, 2011.
- 5 Kourtchev, I., O'Connor, I. P., Giorio, C., Fuller, S. J., Kristensen, K., Maenhaut, W., Wenger, J. C., Sodeau, J. R., Glasius, M., and Kalberer, M.: Effects of anthropogenic emissions on the molecular composition of urban organic aerosols: an untrahigh resolution mass spectrometry study, *Atmos. Environ.*, 89, 525–532, 2014.
- Kroll, J. H. and Seinfeld, J. H.: Chemistry of secondary organic aerosol: formation and evolution of low-volatility organics in the atmosphere, *Atmos. Environ.*, 42, 3593–3624, 2008.
- 10 Kroll, J. H., Donahue, N. M., Jimenez, J. L., Kessler, S. H., Canagaratna, M. R., Wilson, K. R., Altieri, K. E., Mazzoleni, L. R., Wozniak, A. S., Bluhm, H., Mysak, E. R., Smith, J. D., Kolb, C. E., and Worsnop, D. R.: Carbon oxidation state as a metric for describing the chemistry of atmospheric organic aerosol, *Nature Chemistry*, 3, 133–139, 2011.
- Kulmala, M., Kontkanen, J., Junninen, H., Lehtipalo, K., Manninen, H. E., Nieminen, T., Petäjä, T., Sipilä, M., Schobesberger, S., Rantala, P., Franchin, A., Jokinen, T., Järvinen, E., Äijälä, M., Kangasluoma, J., Hakala, J., Aalto, P. P., Paasonen, P., Mikkilä, J., Vanhanen, J., Aalto, J., Hakola, H., Makkonen, U., Ruuskanen, T., Mauldin III, R. L., Duplissy, J., Vehkamäki, H., Bäck, J., Kortelainen, A., Riipinen, I., Kurtén, T., Johnston, M. V., Smith, J. M., Ehn, M., Mentel, Th. F., Lehtinen, K. E., Laaksonen, A., Kerminen, V.-M., and Worsnop, D. R.: Direct observation of atmospheric aerosol nucleation, *Science*, 339, 943–946, 2013.
- 20 Kulmala, M., Petäjä, T., Ehn, M., Thornton, J., Sipilä, M., Worsnop, D. R., and Kerminen, V.-M.: Chemistry of atmospheric nucleation: on the recent advances on precursor characterization and atmospheric cluster composition in connection with atmospheric new particle formation, *Annu. Rev. Phys. Chem.*, 65, 21–37, 2014.
- 25 Kundu, S., Quraishi, T. A., Yu, G., Suarez, C., Keutsch, F. N., and Stone, E. A.: Evidence and quantitation of aromatic organosulfates in ambient aerosols in Lahore, Pakistan, *Atmos. Chem. Phys.*, 13, 4865–4875, doi:10.5194/acp-13-4865-2013, 2013.
- Lane, T. E., Donahue, N. M., and Pandis, S. N.: Simulating secondary organic aerosol formation using the volatility basis-set approach in a chemical transport model, *Atmos. Environ.*, 42, 7439–7451, 2008.
- 30 Laskin, A., Smith, J. S., and Laskin, J.: Molecular Characterization of Nitrogen-Containing Organic Compounds in Biomass Burning Aerosols Using High-Resolution Mass Spectrometry, *Environ. Sci. Technol.*, 43, 3764–3771, 2009.

**Molecular corridors
and volatility
parameterizations**

Y. Li et al.

Title Page

Abstract

Introduction

Conclusions

References

Tables

Figures



Back

Close

Full Screen / Esc

Printer-friendly Version

Interactive Discussion



Laskin, A., Laskin, J., and Nizkorodov, S. A.: Mass spectrometric approaches for chemical characterisation of atmospheric aerosols: critical review of the most recent advances, *Environ. Chem.*, 9, 163–189, 2012.

Lim, Y. B., Tan, Y., Perri, M. J., Seitzinger, S. P., and Turpin, B. J.: Aqueous chemistry and its role in secondary organic aerosol (SOA) formation, *Atmos. Chem. Phys.*, 10, 10521–10539, doi:10.5194/acp-10-10521-2010, 2010.

Lin, P., Yu, J., Engling, G., and Kalberer, M.: Organosulfates in humic-like substance fraction isolated from aerosols at seven locations in East Asia: a study by ultra-high-resolution mass spectrometry, *Environ. Sci. Technol.*, 46, 13118–13127, 2012.

Robert, J. M., Scharffe, D. H., Hao, W. M., and Crutzen, P. J.: Importance of biomass burning in the atmospheric budgets of nitrogen-containing gases, *Nature*, 346, 552–554, 1990.

Loukonen, V., Kurtén, T., Ortega, I. K., Vehkamäki, H., Pádua, A. A. H., Sellegri, K., and Kulmala, M.: Enhancing effect of dimethylamine in sulfuric acid nucleation in the presence of water – a computational study, *Atmos. Chem. Phys.*, 10, 4961–4974, doi:10.5194/acp-10-4961-2010, 2010.

Lukács, H., Gelencsér, A., Hoffer, A., Kiss, G., Horváth, K., and Hartyáni, Z.: Quantitative assessment of organosulfates in size-segregated rural fine aerosol, *Atmos. Chem. Phys.*, 9, 231–238, doi:10.5194/acp-9-231-2009, 2009.

Ma, Y., Xu, X., Song, W., Geng, F., and Wang, L.: Seasonal and diurnal variations of particulate organosulfates in urban Shanghai, China, *Atmos. Environ.*, 85, 152–160, 2014.

Matsui, H., Koike, M., Kondo, Y., Takami, A., Fast, J. D., Kanaya, Y., and Takigawa, M.: Volatility basis-set approach simulation of organic aerosol formation in East Asia: implications for anthropogenic–biogenic interaction and controllable amounts, *Atmos. Chem. Phys.*, 14, 9513–9535, doi:10.5194/acp-14-9513-2014, 2014.

Mazzoleni, L. R., Ehrmann, B. M., Shen, X. H., Marshall, A. G., and Collett, J. L.: Water-soluble atmospheric organic matter in fog: exact masses and chemical formula identification by ultrahigh-resolution Fourier transform ion cyclotron resonance mass spectrometry, *Environ. Sci. Technol.*, 44, 3690–3697, 2010.

McNeill, V. F., Woo, J. L., Kim, D. D., Schwieter, A. N., Wannell, N. J., Sumner, A. J., and Barakat, J. M.: Aqueous-phase secondary organic aerosol and organosulfate formation in atmospheric aerosols: a modeling study, *Environ. Sci. Technol.*, 46, 8075–8081, 2012.

**Molecular corridors
and volatility
parameterizations**

Y. Li et al.

Title Page

Abstract

Introduction

Conclusions

References

Tables

Figures



Back

Close

Full Screen / Esc

Printer-friendly Version

Interactive Discussion



- Mead, R. N., Felix, J. D., Avery, G. B., Kieber, R. J., Willey, J. D., and Podgorski, D. C.: Characterization of CHOS compounds in rainwater from continental and coastal storms by ultrahigh resolution mass spectrometry, *Atmos. Environ.*, 105, 162–168, 2015.
- Mentel, T. F., Wildt, J., Kiendler-Scharr, A., Kleist, E., Tillmann, R., Dal Maso, M., Fisseha, R., Hohaus, Th., Spahn, H., Uerlings, R., Wegener, R., Griffiths, P. T., Dinar, E., Rudich, Y., and Wahner, A.: Photochemical production of aerosols from real plant emissions, *Atmos. Chem. Phys.*, 9, 4387–4406, doi:10.5194/acp-9-4387-2009, 2009.
- Mentel, T. F., Springer, M., Ehn, M., Kleist, E., Pullinen, I., Kurtén, T., Rissanen, M., Wahner, A., and Wildt, J.: Formation of highly oxidized multifunctional compounds: autoxidation of peroxy radicals formed in the ozonolysis of alkenes – deduced from structure–product relationships, *Atmos. Chem. Phys.*, 15, 6745–6765, doi:10.5194/acp-15-6745-2015, 2015.
- Morino, Y., Tanabe, K., Sato, K., and Ohara, T.: Secondary organic aerosol model intercomparison based on secondary organic aerosol to odd oxygen ratio in Tokyo, *J. Geophys. Res.-Atmos.*, 119, 13489–13505, 2014.
- Murphy, B. N. and Pandis, S. N.: Simulating the formation of semivolatile primary and secondary organic aerosol in a regional chemical transport model, *Environ. Sci. Technol.*, 43, 4722–4728, 2009.
- Murphy, B. N., Donahue, N. M., Fountoukis, C., Dall’Osto, M., O’Dowd, C., Kiendler-Scharr, A., and Pandis, S. N.: Functionalization and fragmentation during ambient organic aerosol aging: application of the 2-D volatility basis set to field studies, *Atmos. Chem. Phys.*, 12, 10797–10816, doi:10.5194/acp-12-10797-2012, 2012.
- Murphy, B. N., Donahue, N. M., Robinson, A. L., and Pandis, S. N.: A naming convention for atmospheric organic aerosol, *Atmos. Chem. Phys.*, 14, 5825–5839, doi:10.5194/acp-14-5825-2014, 2014.
- Nizkorodov, S. A., Laskin, J., and Laskin, A.: Molecular chemistry of organic aerosols through the application of high resolution mass spectrometry, *Phys. Chem. Chem. Phys.*, 13, 3612–3629, 2011.
- Nozière, B., Kalberer, M., Claeys, M., Allan, J., D’Anna, B., Decesari, S., Finessi, E., Glasius, M., Grgić, I., Hamilton, J. F., Hoffmann, T., Iinuma, Y., Jaoui, M., Kahnt, A., Kampf, C. J., Kourtchev, I., Maenhaut, W., Marsden, N., Saarikoski, S., Schnelle-Kreis, J., Surratt, J. D., Szidat, S., Szmigielski, R., and Wisthaler, A.: The molecular identification of organic compounds in the atmosphere: state of the art and challenges, *Chem. Rev.*, 115, 3919–3983, 2015.

**Molecular corridors
and volatility
parameterizations**

Y. Li et al.

Title Page

Abstract

Introduction

Conclusions

References

Tables

Figures



Back

Close

Full Screen / Esc

Printer-friendly Version

Interactive Discussion



- O'Brien, R. E., Laskin, A., Laskin, J., Rubitschun, C. L., Surratt, J. D., and Goldstein, A. H.: Molecular characterization of S- and N-containing organic constituents in ambient aerosols by negative ion mode high-resolution Nanospray Desorption Electrospray Ionization Mass spectrometry: CalNex 2010 field study, *J. Geophys. Res.-Atmos.*, 119, 12706–12720, 2014.
- 5 Pankow, J. F.: An absorption-model of the gas aerosol partitioning involved in the formation of secondary organic aerosol, *Atmos. Environ.*, 28, 189–193, 1994.
- Pankow, J. F. and Barsanti, K. C.: The carbon number-polarity grid: a means to manage the complexity of the mix of organic compounds when modeling atmospheric organic particulate matter, *Atmos. Environ.*, 43, 2829–2835, 2009.
- 10 Pöschl, U. and Shiraiwa, M.: Multiphase chemistry at the atmosphere–biosphere interface influencing climate and public health in the anthropocene, *Chem. Rev.*, 115, 4440–4475, 2015.
- Reemtsma, T.: Determination of molecular formulas of natural organic matter molecules by (ultra-) high-resolution mass spectrometry: status and needs, *J. Chromatogr. A*, 1216, 3687–3701, 2009.
- 15 Riccobono, F., Schobesberger, S., Scott, C. E., Dommen, J., Ortega, I. K., Rondo, L., Almeida, J., Amorim, A., Bianchi, F., Breitenlechner, M., David, A., Downard, A., Dunne, E. M., Duplissy, J., Ehrhart, S., Flagan, R. C., Franchin, A., Hansel, A., Junninen, H., Kajos, M., Keskinen, H., Kupc, A., Kuerten, A., Kvashin, A. N., Laaksonen, A., Lehtipalo, K., Makhmutov, V., Mathot, S., Nieminen, T., Onnela, A., Petaja, T., Praplan, A. P., Santos, F. D., Schallhart, S., Seinfeld, J. H., Sipilä, M., Spracklen, D. V., Stozhkov, Y., Stratmann, F., Tome, A., Tsagkogeorgas, G., Vaattovaara, P., Viisanen, Y., Vrtala, A., Wagner, P. E., Wein
- 20 gartner, E., Wex, H., Wimmer, D., Carslaw, K. S., Curtius, J., Donahue, N. M., Kirkby, J., Kulmala, M., Worsnop, D. R., and Baltensperger, U.: Oxidation products of biogenic emissions contribute to nucleation of atmospheric particles, *Science*, 344, 717–721, 2014.
- 25 Riipinen, I., Yli-Juuti, T., Pierce, J. R., Petaja, T., Worsnop, D. R., Kulmala, M., and Donahue, N. M.: The contribution of organics to atmospheric nanoparticle growth, *Nat. Geosci.*, 5, 453–458, 2012.
- Roldin, P., Eriksson, A. C., Nordin, E. Z., Hermansson, E., Mogensen, D., Rusanen, A., Boy, M., Swietlicki, E., Svenningsson, B., Zelenyuk, A., and Pagels, J.: Modelling non-equilibrium secondary organic aerosol formation and evaporation with the aerosol dynamics, gas- and particle-phase chemistry kinetic multilayer model ADCHAM, *Atmos. Chem. Phys.*, 14, 7953–7993, doi:10.5194/acp-14-7953-2014, 2014.
- 30

**Molecular corridors
and volatility
parameterizations**

Y. Li et al.

Title Page

Abstract

Introduction

Conclusions

References

Tables

Figures



Back

Close

Full Screen / Esc

Printer-friendly Version

Interactive Discussion



Rollins, A. W., Browne, E. C., Min, K.-E., Pusede, S. E., Wooldridge, P. J., Gentner, D. R., Goldstein, A. H., Liu, S., Day, D. A., Russell, L. M., and Cohen, R. C.: Evidence for NO_x control over nighttime SOA formation, *Science*, 337, 1210–1212, 2012.

Romero, F. and Oehme, M.: Organosulfates – a new component of humic-like substances in atmospheric aerosols?, *J. Atmos. Chem.*, 52, 283–294, 2005.

Schmitt-Kopplin, P., Gelencsér, A., Dabek-Zlotorzynska, E., Kiss, G., Norbert, H., Harir, M., Hong, Y., and Gebefügi, I.: Analysis of the unresolved organic fraction in atmospheric aerosols with Ultrahigh-Resolution Mass Spectrometry and Nuclear Magnetic Resonance Spectroscopy: organosulfates as photochemical smog constituents, *Anal. Chem.*, 82, 8017–8026, 2010.

Schobesberger, S., Junninen, H., Bianchi, F., Lonn, G., Ehn, M., Lehtipalo, K., Dommen, J., Ehrhart, S., Ortega, I. K., Franchin, A., Nieminen, T., Riccobono, F., Hutterli, M., Duplissy, J., Almeida, J., Amorim, A., Breitenlechner, M., Downard, A. J., Dunne, E. M., Flagan, R. C., Kajos, M., Keskinen, H., Kirkby, J., Kupc, A., Kurten, A., Kurten, T., Laaksonen, A., Mathot, S., Onnela, A., Praplan, A. P., Rondo, L., Santos, F. D., Schallhart, S., Schnitzhofer, R., Sipila, M., Tome, A., Tsagkogeorgas, G., Vehkamäki, H., Wimmer, D., Baltensperger, U., Carslaw, K. S., Curtius, J., Hansel, A., Petaja, T., Kulmala, M., Donahue, N. M., and Worsnop, D. R.: Molecular understanding of atmospheric particle formation from sulfuric acid and large oxidized organic molecules, *P. Natl. Acad. Sci. USA*, 110, 17223–17228, 2013.

Shiraiwa, M., Pfrang, C., Koop, T., and Pöschl, U.: Kinetic multi-layer model of gas-particle interactions in aerosols and clouds (KM-GAP): linking condensation, evaporation and chemical reactions of organics, oxidants and water, *Atmos. Chem. Phys.*, 12, 2777–2794, doi:10.5194/acp-12-2777-2012, 2012.

Shiraiwa, M., Yee, L. D., Schilling, K. A., Loza, C. L., Craven, J. S., Zuend, A., Ziemann, P. J., and Seinfeld, J. H.: Size distribution dynamics reveal particle-phase chemistry in organic aerosol formation, *P. Natl. Acad. Sci. USA*, 110, 11746–11750, 2013.

Shiraiwa, M., Berkemeier, T., Schilling-Fahnestock, K. A., Seinfeld, J. H., and Pöschl, U.: Molecular corridors and kinetic regimes in the multiphase chemical evolution of secondary organic aerosol, *Atmos. Chem. Phys.*, 14, 8323–8341, doi:10.5194/acp-14-8323-2014, 2014.

Shrivastava, M., Fast, J., Easter, R., Gustafson Jr., W. I., Zaveri, R. A., Jimenez, J. L., Saide, P., and Hodzic, A.: Modeling organic aerosols in a megacity: comparison of simple and complex representations of the volatility basis set approach, *Atmos. Chem. Phys.*, 11, 6639–6662, doi:10.5194/acp-11-6639-2011, 2011.

**Molecular corridors
and volatility
parameterizations**

Y. Li et al.

Title Page

Abstract

Introduction

Conclusions

References

Tables

Figures



Back

Close

Full Screen / Esc

Printer-friendly Version

Interactive Discussion



- Simoneit, B. R. T.: Biomass burning – a review of organic tracers for smoke from incomplete combustion, *Appl. Geochem.*, 17, 129–162, 2002.
- Sleiman, M., Destailats, H., Smith, J. D., Liu, C. L., Ahmed, M., Wilson, K. R., and Gundel, L. A.: Secondary organic aerosol formation from ozone-initiated reactions with nicotine and secondhand tobacco smoke, *Atmos. Environ.*, 44, 4191–4198, 2010a.
- Sleiman, M., Gundel, L. A., Pankow, J. F., Jacob, P., Singer, B. C., and Destailats, H.: Formation of carcinogens indoors by surface-mediated reactions of nicotine with nitrous acid, leading to potential thirdhand smoke hazards, *P. Natl. Acad. Sci. USA*, 107, 6576–6581, 2010b.
- Smith, J. N., Barsanti, K. C., Friedli, H. R., Ehn, M., Kulmala, M., Collins, D. R., Scheckman, J. H., Williams, B. J., and McMurry, P. H.: Observations of aminium salts in atmospheric nanoparticles and possible climatic implications, *P. Natl. Acad. Sci. USA*, 107, 6634–6639, 2010.
- Staudt, S., Kundu, S., Lehmler, H.-J., He, X., Cui, T., Lin, Y.-H., Kristensen, K., Glasius, M., Zhang, X., Weber, R. J., Surratt, J. D., and Stone, E. A.: Aromatic organosulfates in atmospheric aerosols: synthesis, characterization, and abundance, *Atmos. Environ.*, 94, 366–373, 2014.
- Stone, E. A., Yang, L., Yu, L. E., and Rupakheit, M.: Characterization of organosulfates in atmospheric aerosols at four Asian locations, *Atmos. Environ.*, 47, 323–329, 2012.
- Sun, Y. L., Zhang, Q., Anastasio, C., and Sun, J.: Insights into secondary organic aerosol formed via aqueous-phase reactions of phenolic compounds based on high resolution mass spectrometry, *Atmos. Chem. Phys.*, 10, 4809–4822, doi:10.5194/acp-10-4809-2010, 2010.
- Surratt, J. D., Kroll, J. H., Kleindienst, T. E., Edney, E. O., Claeys, M., Sorooshian, A., Ng, N. L., Offenberg, J. H., Lewandowski, M., Jaoui, M., Flagan, R. C., and Seinfeld, J. H.: Evidence of organosulfates in secondary organic aerosol, *Environ. Sci. Technol.*, 41, 517–527, 2007.
- Surratt, J. D., Gomez-Gonzalez, Y., Chan, A. W. H., Vermeylen, R., Shahgholi, M., Kleindienst, T. E., Edney, E. O., Offenberg, J. H., Lewandowski, M., Jaoui, M., Maenhaut, W., Claeys, M., Flagan, R. C., and Seinfeld, J. H.: Organosulfate formation in biogenic secondary organic aerosol, *J. Phys. Chem. A*, 112, 8345–8378, 2008.
- Tao, S., Lu, X., Levac, N., Bateman, A. P., Nguyen, T. B., Bones, D. L., Nizkorodov, S. A., Laskin, J., Laskin, A., and Yang, X.: Molecular characterization of organosulfates in organic aerosols from Shanghai and Los Angeles urban areas by nanospray-desorption electrospray ionization high-resolution mass spectrometry, *Environ. Sci. Technol.*, 48, 10993–11001, 2014.

**Molecular corridors
and volatility
parameterizations**

Y. Li et al.

Title Page

Abstract

Introduction

Conclusions

References

Tables

Figures



Back

Close

Full Screen / Esc

Printer-friendly Version

Interactive Discussion



- Tolocka, M. P., Jang, M., Ginter, J. M., Cox, F. J., Kamens, R. M., and Johnston, M. V.: Formation of oligomers in secondary organic aerosol, *Environ. Sci. Technol.*, 38, 1428–1434, 2004.
- Tsimpidi, A. P., Karydis, V. A., Zavala, M., Lei, W., Molina, L., Ulbrich, I. M., Jimenez, J. L., and Pandis, S. N.: Evaluation of the volatility basis-set approach for the simulation of organic aerosol formation in the Mexico City metropolitan area, *Atmos. Chem. Phys.*, 10, 525–546, doi:10.5194/acp-10-525-2010, 2010.
- Wang, L., Khalizov, A. F., Zheng, J., Xu, W., Ma, Y., Lal, V., and Zhang, R.: Atmospheric nanoparticles formed from heterogeneous reactions of organics, *Nat. Geosci.*, 3, 238–242, 2010.
- Wei, Y. Y., Cao, T. T., and Thompson, J. E.: The chemical evolution & physical properties of organic aerosol: a molecular structure based approach, *Atmos. Environ.*, 62, 199–207, 2012.
- Weschler, C. J.: Chemistry in indoor environments: 20 years of research, *Indoor Air*, 21, 205–218, 2011.
- Wildt, J., Mentel, T. F., Kiendler-Scharr, A., Hoffmann, T., Andres, S., Ehn, M., Kleist, E., M \ddot{u} sgen, P., Rohrer, F., Rudich, Y., Springer, M., Tillmann, R., and Wahner, A.: Suppression of new particle formation from monoterpene oxidation by NO $_x$, *Atmos. Chem. Phys.*, 14, 2789–2804, doi:10.5194/acp-14-2789-2014, 2014.
- Williams, B., Goldstein, A. H., Kreisberg, N. M., and Hering, S. V.: In situ measurements of gas/particle-phase transitions for atmospheric semivolatile organic compounds, *P. Natl. Acad. Sci. USA*, 107, 6676–6681, 2010.
- Wisthaler, A. and Weschler, C. J.: Reactions of ozone with human skin lipids: sources of carbonyls, dicarbonyls, and hydroxycarbonyls in indoor air, *P. Natl. Acad. Sci. USA*, 107, 6568–6575, 2010.
- Zaveri, R. A., Easter, R. C., Shilling, J. E., and Seinfeld, J. H.: Modeling kinetic partitioning of secondary organic aerosol and size distribution dynamics: representing effects of volatility, phase state, and particle-phase reaction, *Atmos. Chem. Phys.*, 14, 5153–5181, doi:10.5194/acp-14-5153-2014, 2014.
- Zhang, R., Khalizov, A., Wang, L., Hu, M., and Xu, W.: Nucleation and growth of nanoparticles in the atmosphere, *Chem. Rev.*, 112, 1957–2011, 2011.
- Zhang, R. Y., Wang, G. H., Guo, S., Zarnora, M. L., Ying, Q., Lin, Y., Wang, W. G., Hu, M., and Wang, Y.: Formation of urban fine particulate matter, *Chem. Rev.*, 115, 3803–3855, 2015.
- Zhang, X. and Seinfeld, J. H.: A functional group oxidation model (FGOM) for SOA formation and aging, *Atmos. Chem. Phys.*, 13, 5907–5926, doi:10.5194/acp-13-5907-2013, 2013.

- Zhao, Y., Hallar, A. G., and Mazzoleni, L. R.: Atmospheric organic matter in clouds: exact masses and molecular formula identification using ultrahigh-resolution FT-ICR mass spectrometry, *Atmos. Chem. Phys.*, 13, 12343–12362, doi:10.5194/acp-13-12343-2013, 2013.
- 5 Ziemann, P. J. and Atkinson, R.: Kinetics, products, and mechanisms of secondary organic aerosol formation, *Chem. Soc. Rev.*, 19, 6582–6605, 2012.

Molecular corridors and volatility parameterizations

Y. Li et al.

Title Page

Abstract

Introduction

Conclusions

References

Tables

Figures



Back

Close

Full Screen / Esc

Printer-friendly Version

Interactive Discussion



**Molecular corridors
and volatility
parameterizations**

Y. Li et al.

Title Page

Abstract

Introduction

Conclusions

References

Tables

Figures



Back

Close

Full Screen / Esc

Printer-friendly Version

Interactive Discussion

**Table 1.** Composition classes and the n_C^0 and b values for volatility parameterizations obtained by least-squares optimization using the NCI database.

Classes	n_C^0	b_C	b_O	b_{CO}	b_N	b_S
CH	23.80	0.4861				
CHO	22.66	0.4481	1.656	-0.7790		
CHN	24.59	0.4066			0.9619	
CHON	24.13	0.3667	0.7732	-0.007790	1.114	
CHOS	24.06	0.3637	1.327	-0.3988		0.7579
CHONS	28.50	0.3848	1.011	0.2921	1.053	1.316

Molecular corridors
and volatility
parameterizations

Y. Li et al.

Title Page

Abstract

Introduction

Conclusions

References

Tables

Figures



Back

Close

Full Screen / Esc

Printer-friendly Version

Interactive Discussion

**Table 2.** Summary of the number of organic compounds in the composition classes (CH, CHO, CHN, CHON, CHOS, and CHONS) measured in 11 observation events.

Observations	CH	CHO	CHN	CHON	CHOS	CHONS	Total	References	
Experiments									
New particle formation		55					55	Ehn et al. (2012); Schobesberger et al. (2013)	
Field									
Forest	1	37	23	4	1		66	Ehn et al. (2010, 2012)	
Biomass burning			13	36			51	Laskin et al. (2009)	
Urban						212	37	249	Lin et al. (2012); Stone et al. (2012); Ma et al. (2014); O'Brien et al. (2014); Tao et al. (2014)
Mt. Sonnblick	33	211	47	271	37	31	630	Holzinger et al. (2010)	
Fog		1425		711	218	83	2437	Mazzoleni et al. (2010)	
Cloud		1055		1985	357	544	3941	Zhao et al. (2013)	
Rain in New Jersey		192	6	320	129	52	699	Altieri et al. (2009a, b)	
Rain in Bermuda			50	734		27	811	Altieri et al. (2012)	
Indoor									
Reactions of skin lipids and O ₃	1	25					26	Wisthaler and Weschler (2010)	
Tobacco smoke	20	42	13	13			88	Sleiman et al. (2010a, b)	

Molecular corridors
and volatility
parameterizations

Y. Li et al.

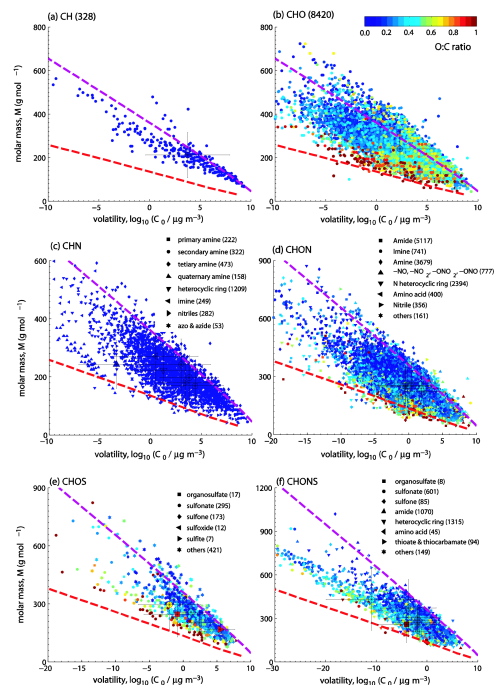


Figure 1. Molecular corridors of molar mass vs. volatility for organic compounds in elemental composition classes of **(a)** CH, **(b)** CHO, **(c)** CHN, **(d)** CHON, **(e)** CHOS, and **(f)** CHONS. The data comprise 31 066 compounds from the NCI open database. The dotted lines represent linear alkanes C_nH_{2n+2} (purple with O : C = 0) and sugar alcohols $C_nH_{2n+2}O_n$ (red with O : C = 1). The small markers correspond to individual compounds identified in each structural sub-class (see Sect. 2), color-coded by atomic O : C ratio. The larger symbols indicate the surrogate compounds with the mean values of molar mass, volatility, and O : C ratio computed for each of the structural sub-classes with error bars indicating standard deviations. Note that the data points above the linear alkane line in **(b)** represent molecules with branched structures.

Molecular corridors
and volatility
parameterizations

Y. Li et al.

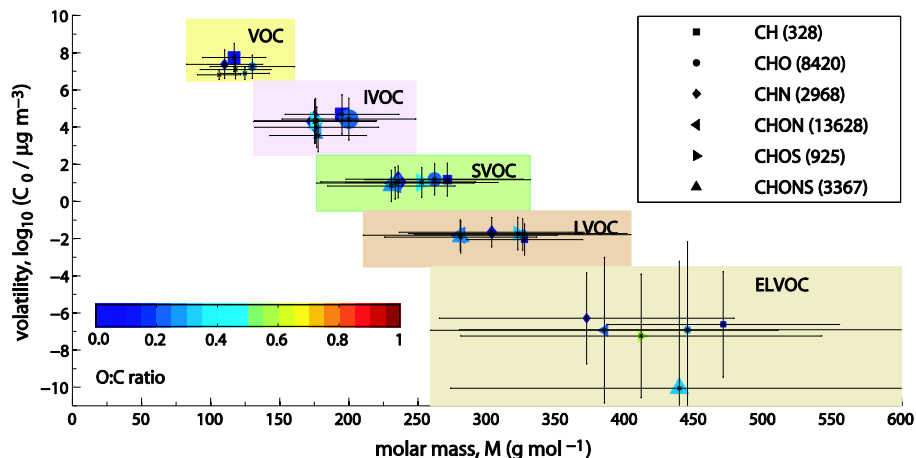


Figure 2. Average molar mass (M), volatility (saturation concentration, C_0), and O:C ratio for organic compounds from the NCI database categorized by elemental composition (CH, CHO, CHN, CHON, CHOS, CHONS) and volatility (VOC, IVOC, SVOC, LVOC, ELVOC). The data points and error bars represent arithmetic mean values and standard deviations for each class of elemental composition. The symbol sizes are scaled by the number of compounds in each class. The center and borders of the colored boxes represent the mean and standard deviations of all compounds included in each volatility class.

Molecular corridors
and volatility
parameterizations

Y. Li et al.

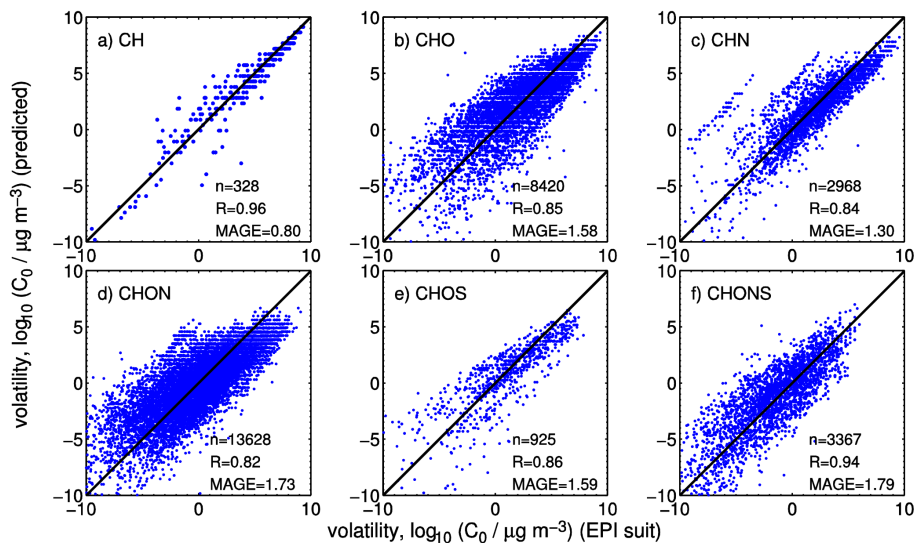


Figure 3. Volatility of organic compounds predicted by Eq. (1) from this study plotted against volatility determined by the EPI Suite software in the NCI database for elemental composition classes of **(a)** CH, **(b)** CHO, **(c)** CHN, **(d)** CHON, **(e)** CHOS, and **(f)** CHONS.

[Title Page](#)[Abstract](#)[Introduction](#)[Conclusions](#)[References](#)[Tables](#)[Figures](#)[Back](#)[Close](#)[Full Screen / Esc](#)[Printer-friendly Version](#)[Interactive Discussion](#)

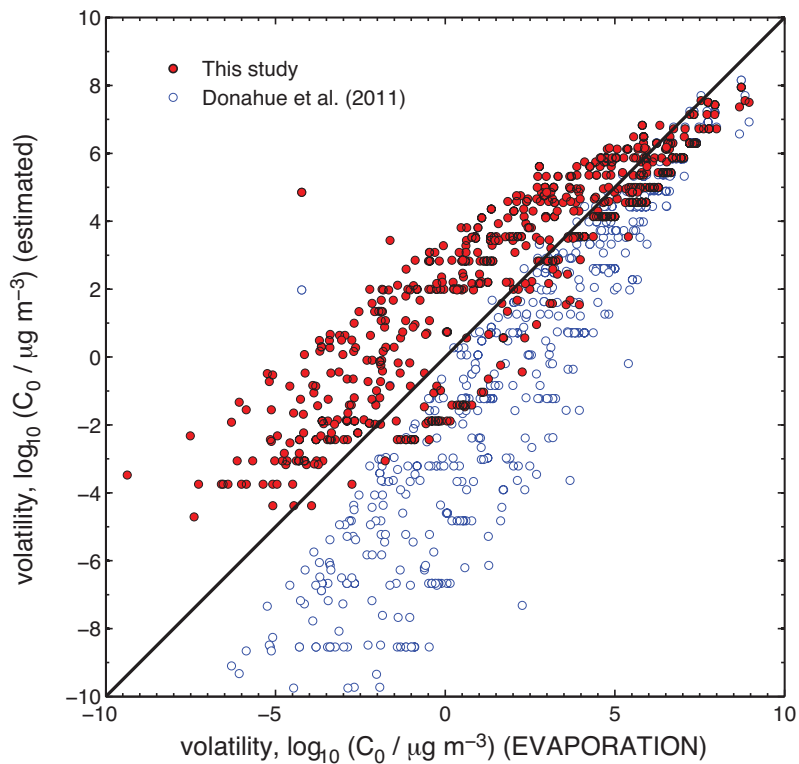


Figure 4. Volatility of CHO compounds predicted by Eq. (1) with the coefficients from this study and with the coefficients from Donahue et al. (2011) plotted against volatility computed by the EVAPORATION model (Compernelle et al., 2011). The data comprise 704 SOA oxidation products from biogenic (isoprene, α -pinene, limonene, glyoxal) and anthropogenic precursors (C12 alkanes) as presented in Shiraiwa et al. (2014).

Molecular corridors and volatility parameterizations

Y. Li et al.

Title Page	
Abstract	Introduction
Conclusions	References
Tables	Figures
◀	▶
◀	▶
Back	Close
Full Screen / Esc	
Printer-friendly Version	
Interactive Discussion	



Molecular corridors and volatility parameterizations

Y. Li et al.

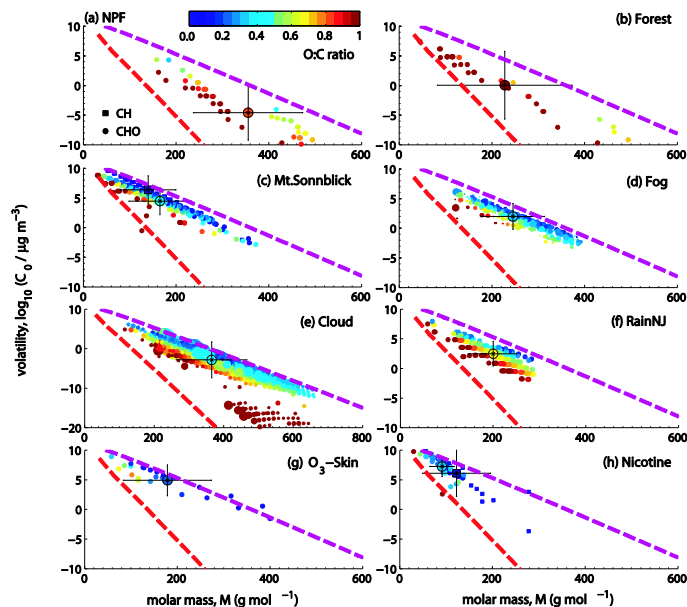


Figure 5. Molecular corridors of volatility vs. molar mass for CH and CHO compounds measured in **(a)** chamber experiments for new particle formation (Ehn et al., 2012; Schobesberger et al., 2013), **(b)** field campaigns conducted in the boreal forest of Hyytiälä (Ehn et al., 2010, 2012), **(c)** a field campaign conducted at Mt. Sonnblick (Holzinger et al., 2010), and measurements of **(d)** fog in the city of Fresno (Mazzoleni et al., 2010), **(e)** clouds at Mt. Werner (Zhao et al., 2013), **(f)** rain in New Jersey (Altieri et al., 2009a, b), **(g)** indoor aerosols from human skin lipids and ozone (Wisthaler and Weschler, 2010), and **(h)** tobacco smoke (Sleiman et al., 2010a, b). The small markers represent individual compounds identified in each data set color-coded by atomic O : C ratio. The size of the small markers in **(d)** and **(e)** is linearly scaled by relative intensity of MS signal. The larger symbols with error bars indicate surrogate compounds with the mean values of molar mass, volatility, and O : C ratio computed for each data set.

Molecular corridors and volatility parameterizations

Y. Li et al.

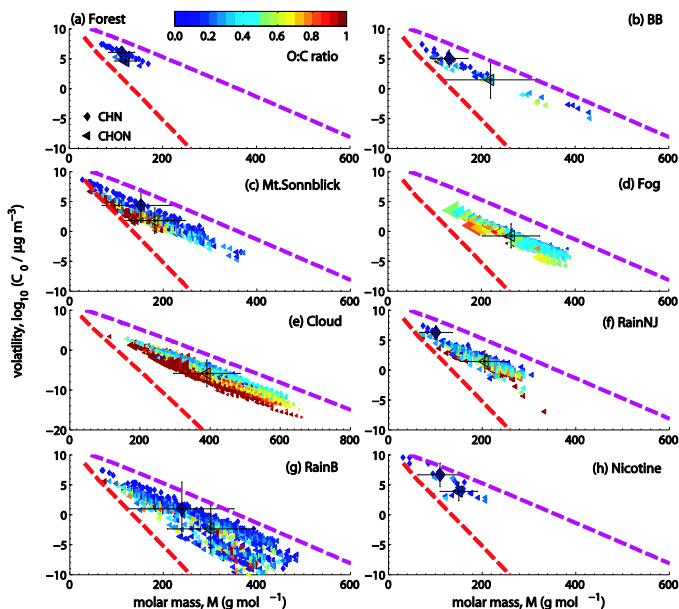


Figure 6. Molecular corridors of volatility vs. molar mass for N-containing compounds collected from **(a)** boreal forest (Ehn et al., 2010, 2012), **(b)** biomass burning (Laskin et al., 2009), **(c)** high alpine air at Mt. Sonnblick (Holzinger et al., 2010), **(d)** fog in Fresno (Mazzoleni et al., 2010), **(e)** cloud at Mt. Werner (Zhao et al., 2013), **(f)** rain in New Jersey (Altieri et al., 2009a, b), **(g)** rain in Bermuda (Altieri et al., 2012), and **(h)** tobacco smoke (Sleiman et al., 2010a, b). The small markers represent individual compounds color-coded by atomic O:C ratio. The size of the small markers in **(d)** and **(e)** is linearly scaled by relative intensity of MS signal. The larger symbols with error bars indicate the surrogate compounds with the mean values of molar mass, volatility, and O:C ratio (relative abundance considered for **d** and **e**).

Molecular corridors and volatility parameterizations

Y. Li et al.

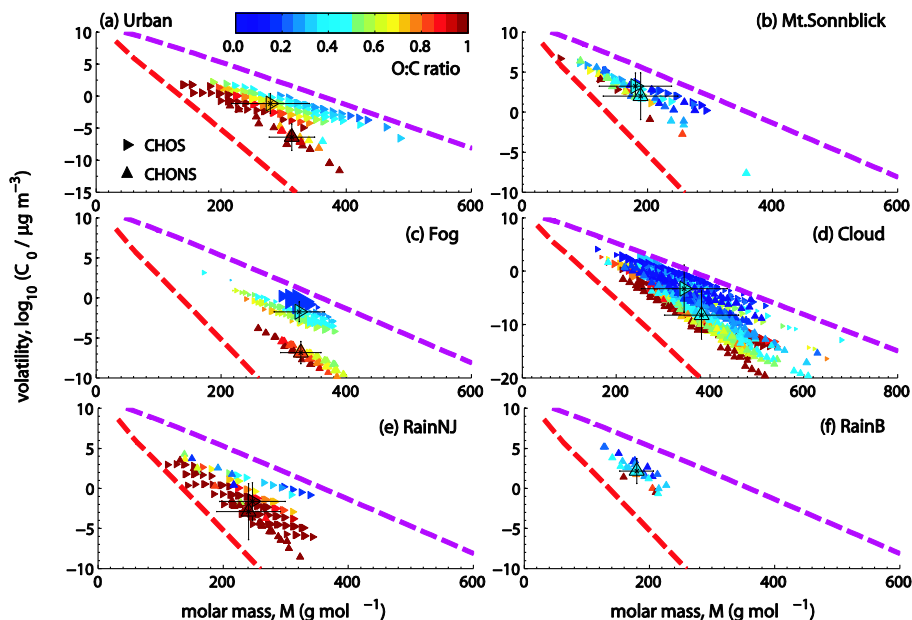


Figure 7. Molecular corridors of volatility vs. molar mass for S-containing compounds collected from **(a)** urban areas including Shanghai (Ma et al., 2014; Tao et al., 2014) and Guangzhou (Lin et al., 2012), Taipei (Lin et al., 2012), Lahore (Stone et al., 2012), Bakersfield (O'Brien et al., 2014) and Los Angeles (Tao et al., 2014), **(b)** Mt. Sonnblick (Holzinger et al., 2010), **(c)** fog in Fresno (Mazzoleni et al., 2010), **(d)** cloud at Mt. Werner (Zhao et al., 2013), **(e)** rain in New Jersey (Altieri et al., 2009a, b), and **(f)** rain in Bermuda (Altieri et al., 2012). The small markers represent individual compounds color-coded by atomic O : C ratio. The size of the small markers in **(c)** and **(d)** is linearly scaled by relative intensity of MS signal. The larger symbols with error bars indicate the surrogate compounds with the mean values of molar mass, volatility, and O : C ratio (relative abundance considered for **c** and **d**).

Molecular corridors and volatility parameterizations

Y. Li et al.

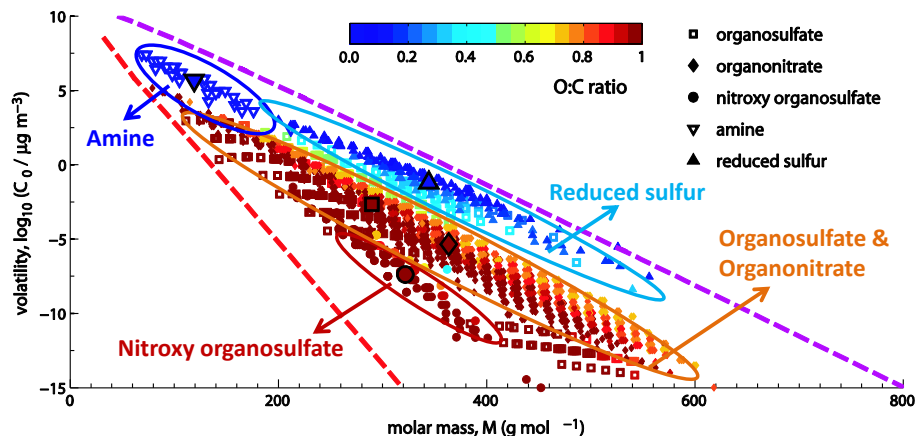


Figure 8. Molecular corridors of volatility vs. molar mass for organosulfate, organonitrate, nitroxy organosulfate, amine, and reduced sulfur compounds collected from outdoor observations (Table 2). The small markers represent individual compounds color-coded by O:C ratio. The larger symbols indicate surrogate compounds with the mean values of molar mass, volatility, and O:C ratio.

Title Page

Abstract

Introduction

Conclusions

References

Tables

Figures



Back

Close

Full Screen / Esc

Printer-friendly Version

Interactive Discussion



Molecular corridors
and volatility
parameterizations

Y. Li et al.

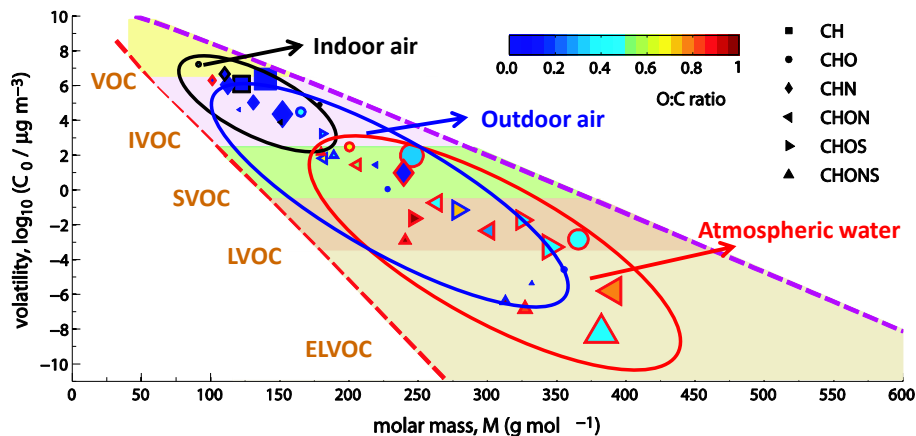


Figure 9. Average molecular corridors for OA observed in indoor air, outdoor air, and atmospheric water. The markers show surrogate compounds with the mean values of molar mass, volatility, and O:C ratio computed from every observation event (Figs. 5–7). The edge color of the symbols indicates the surrogate compound identified in indoor air (black), outdoor air (blue), and atmospheric water (red). The symbol size is scaled by the ratio of the number of compounds in each class (e.g., CH, CHO, CHON, CHONS) to the total number of compounds in each data set.