



*Supplement of*

## **Modelling marine emissions and atmospheric distributions of halocarbons and DMS: the influence of prescribed water concentration vs. prescribed emissions**

**S. T. Lennartz et al.**

*Correspondence to:* S. T. Lennartz (slennartz@geomar.de)

The copyright of individual parts of the supplement might differ from the CC-BY 3.0 licence.

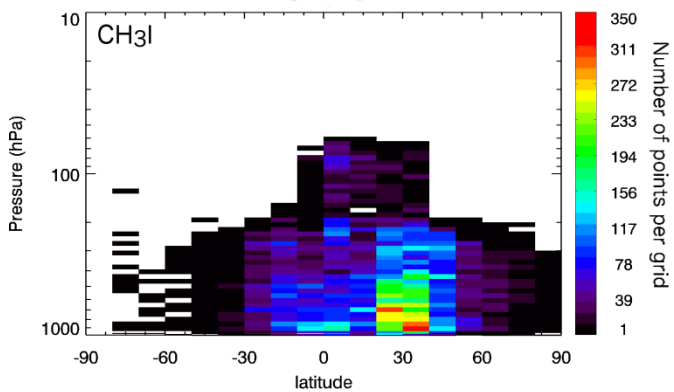
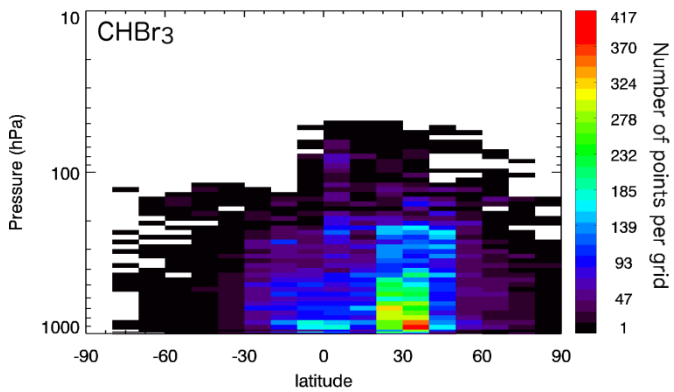
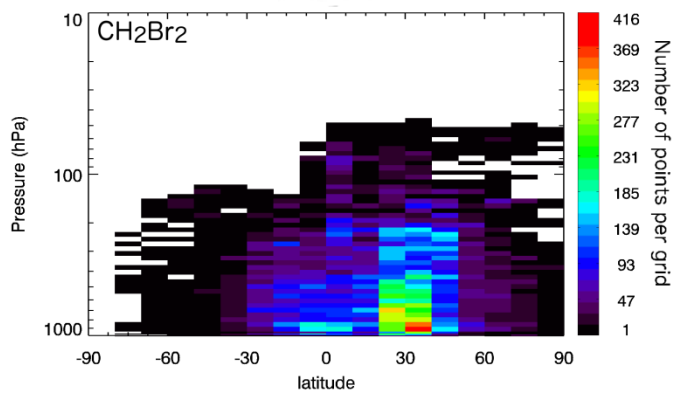
1 S-Table 1: Overview of the aircraft campaigns used in this study.

Campaign	Date	Altitude range [km]	Location	PI(s)/ Reference
TRACE-A	1992/09 - 1992/10	0 - 12	Atlantic Ocean	D. Blake/Blake et al. (2003) <sup>1</sup>
STRAT	1996/02 - 1996/12	14 - 21	East Pacific	E. Atlas/Schauffler et al. (1998) <sup>2</sup>
PEM-TROPICS-A	1996/08 - 1996/10	0 - 11	Tropical Pacific Ocean	E. Atlas/D. Blake
POLARIS	1997/09	15 - 21	East Pacific	E. Atlas/ <sup>2</sup>
PEM-TROPICS-B	1999/03 - 1999/04	0 - 12	Tropical Pacific Ocean	E. Atlas/D. Blake
ACCENT	1999/09	15 - 16	Central America	E. Atlas/ <sup>2</sup>
TRACE-P	2001/02 - 2001/04	0 - 12	West Pacific	E. Atlas/D. Blake
PRE-AVE	2004/01 - 2004/02	8 - 19	Central America	E. Atlas/ <sup>2</sup>
INTEX	2004/07 - 2006/05	0 - 11	Pacific/USA/Atlantic	D. Blake <sup>1</sup>
AVE	2006/06	15 - 19	Central America	E. Atlas/ <sup>2</sup>
CR-AVE	2006/01 - 2006/02	2 - 19	Central America	E. Atlas/Ashfold et al. (2012) <sup>2</sup>
CARIBIC	2006/10 - 2009/10	9 - 14	C. America, S.E. Asia, E. Pacific	D. Oram/Wisher et al. (2014)
TC4	2007/07 - 2007/08	0 - 18	Central America	E. Atlas, D.R. Blake/ Ashfold et al. (2012) <sup>2</sup>
ARCTAS	2008/04 - 2008/07	0 - 11	Canada	D. Blake
HIPPO-1	2009/01	0 - 14	East Pacific	E. Atlas/Wofsy et al. (2012) <sup>3</sup>
HIPPO-2	2009/11	0 - 14	Pacific Ocean	E. Atlas/Wofsy et al. (2012) <sup>3</sup>
HIPPO-3	2010/03 - 2010/04	0 - 14	Pacific Ocean	E. Atlas/Wofsy et al. (2012) <sup>3</sup>
HIPPO-4	2011/06 - 2011/07	0 - 14	Pacific Ocean	E. Atlas/Wofsy et al. (2012) <sup>3</sup>
HIPPO-5	2011/08 - 2011/09	0 - 14	West Pacific	E. Atlas/Wofsy et al. (2012) <sup>3</sup>
POST-ATTREX	2011/11	13 - 19	East Pacific	E. Atlas <sup>2</sup>
SHIVA	2011/11- 2011/12	0 - 13	South China Sea	A. Engel/ Sala et al. (2014)
ESMVAL	2012/09	0 - 15	Africa	A. Engel
TACTS	2012/08 - 2012/09	0 - 15	North Africa	A. Engel

2 <sup>1</sup> Halocat database

3 <sup>2</sup> <https://espoarchive.nasa.gov/archive/browse>

4 <sup>3</sup> <https://www.eol.ucar.edu>



1

2 S-Figure 1: Numbers of measurement per 10° latitude bin for Figure 7.

3

4 **References**

5 Ashfold, M. J., Harris, N. R. P., Atlas, E. L., Manning, A. J., and Pyle, J. A.: Transport of  
 6 short-lived species into the tropical tropopause layer, *Atmospheric Chemistry and Physics*, 12,  
 7 6309-6322, 10.5194/acp-12-6309-2012, 2012.

8

9 Blake, N. J., Blake, D. R., Simpson, I. J., Meinardi, S., Swanson, A. L., Lopez, J. P.,  
 10 Katzenstein, A. S., Barletta, B., Shirai, T., Atlas, E., Sachse, G., Avery, M., Vay, S., Fuelberg,  
 11 H. E., Kiley, C. M., Kita, K., and Rowland, F. S.: Nmhc and halocarbons in asian continental  
 12 outflow during the transport and chemical evolution over the pacific (trace-p) field campaign:

1 Comparison with pem-west b, *Journal of Geophysical Research-Atmospheres*, 108,  
2 10.1029/2002jd003367, 2003.

3

4 Sala, S., Boenisch, H., Keber, T., Oram, D. E., Mills, G., and Engel, A.: Deriving an  
5 atmospheric budget of total organic bromine using airborne in situ measurements from the  
6 western pacific area during shiva, *Atmospheric Chemistry and Physics*, 14, 6903-6923,  
7 10.5194/acp-14-6903-2014, 2014.

8

9 Schauffler, S. M., Atlas, E. L., Flocke, F., Lueb, R. A., Stroud, V., and Travnicek, W.:  
10 Measurements of bromine containing organic compounds at the tropical tropopause,  
11 *Geophysical Research Letters*, 25, 317-320, 10.1029/98gl00040, 1998.

12

13 Wisher, A., Oram, D. E., Laube, J. C., Mills, G. P., van Velthoven, P., Zahn, A., and  
14 Brenninkmeijer, C. A. M.: Very short-lived bromomethanes measured by the caribic  
15 observatory over the north atlantic, africa and southeast asia during 2009-2013, *Atmospheric*  
16 *Chemistry and Physics*, 14, 3557-3570, 10.5194/acp-14-3557-2014, 2014.

17

18 Wofsy, S. C., B. C. Daube, R. Jimenez, Kort, E., Pittman, J. V., Park, S., Commane, R.,  
19 Xiang, B., Santoni, G., Jacob, D., Fisher, J., Pickett-Heaps, C., Wang, H., Wecht, K., Wang,  
20 Q.-Q., B. Stephens, B., Shertz, S., Watt, A. S., Romashkin, P., Campos, T., Haggerty, J.,  
21 Cooper, W. A., Rogers, D., Beaton, S., Hendershot, R., Elkins, J. W., Fahey, D. W., Gao, R.  
22 S., Moore, F., Montzka, S. A., Schwarz, J. P., Perring, A. E., Hurst, D., Miller, B. R.,  
23 Sweeney, C., Oltmans, S., D.Nance, Hintsa, E., Dutton, G., Watts, L. A., Spackman, J. R.,  
24 Rosenlof, K. H., Ray, E. A., B. Hall, Zondlo, M. A., Diao, M., Keeling, R., Bent, J., Atlas, E.  
25 L., Lueb, R., and Mahoney., M. J.: Hippo combined discrete flask and gc sample ghg, halo-,  
26 hydrocarbon data (r\_20121129). in, edited by: Center, C. d. I. A., Oak Ridge National  
27 Laboratory, Oak Ridge, Tennessee, U.S.A., 2012.

28

29

30