



Ground based
aerosol
characterization
during SAMBBA

J. Brito et al.

Ground based aerosol characterization during the South American Biomass Burning Analysis (SAMBBA) field experiment

J. Brito¹, L. V. Rizzo², W. T. Morgan³, H. Coe³, B. Johnson⁴, J. Haywood^{4,5}, K. Longo⁶, S. Freitas⁶, M. O. Andreae⁷, and P. Artaxo¹

¹Physics Institute, University of São Paulo, São Paulo, Brazil

²Department of Earth and Exact Sciences, Federal University of São Paulo, Diadema, Brazil

³Centre of Atmospheric Sciences, School of Earth, Atmospheric and Environmental Science, University of Manchester, Manchester, UK

⁴UK Met Office, Exeter, UK

⁵College of Engineering, Maths and Physical Science, University of Exeter, Exeter, UK

⁶National Institute for Space Research (INPE), São José dos Campos, Brazil

⁷Biogeochemistry Department, Max Planck Institute for Chemistry, Mainz, Germany

Title Page

Abstract

Introduction

Conclusions

References

Tables

Figures



Back

Close

Full Screen / Esc

Printer-friendly Version

Interactive Discussion



Received: 23 April 2014 – Accepted: 28 April 2014 – Published: 14 May 2014

Correspondence to: J. Brito (jbrito@if.usp.br)

Published by Copernicus Publications on behalf of the European Geosciences Union.

ACPD

14, 12279–12322, 2014

**Ground based
aerosol
characterization
during SAMBBA**

J. Brito et al.

Title Page

Abstract

Introduction

Conclusions

References

Tables

Figures



Back

Close

Full Screen / Esc

Printer-friendly Version

Interactive Discussion



Abstract

This paper investigates the physical and chemical characteristics of aerosols at ground level at a site heavily impacted by biomass burning. The site is located near Porto Velho, Rondônia, in the Southwestern part of the Brazilian Amazon forest, and was selected for the deployment of a large suite of instruments, among them an Aerosol Chemical Speciation Monitor. Our measurements were made during the South American Biomass Burning Analysis (SAMBBA) field experiment, which consisted of a combination of aircraft and ground based measurements over Brazil, aiming to investigate the impacts of biomass burning emissions on climate, air quality, and numerical weather prediction over South America. The campaign took place during the dry season and the transition to the wet season in September/October 2012.

During most of the campaign, the site was impacted by regional biomass burning pollution (average CO mixing ratio of 0.6 ppm), occasionally superimposed by intense (up to 2 ppm of CO), freshly emitted biomass burning plumes. Aerosol number concentrations ranged from $\sim 1000 \text{ cm}^{-3}$ to peaks of up to $35\,000 \text{ cm}^{-3}$ during biomass burning (BB) events, corresponding to an average submicron mass mean concentrations of $13.7 \mu\text{g m}^{-3}$ and peak concentrations close to $100 \mu\text{g m}^{-3}$. Organic aerosol strongly dominated the submicron non-refractory composition, with an average concentration of $11.4 \mu\text{g m}^{-3}$. The inorganic species, NH_4 , SO_4 , NO_3 , and Cl, were observed on average at concentrations of 0.44, 0.34, 0.19, and $0.01 \mu\text{g m}^{-3}$, respectively. Equivalent Black Carbon (BC_e) ranged from 0.2 to $5.5 \mu\text{g m}^{-3}$, with an average concentration of $1.3 \mu\text{g m}^{-3}$. During BB peaks, organics accounted for over 90 % of total mass (submicron non-refractory plus BC_e), among the highest values described in the literature.

We examined the ageing of Biomass Burning Organic Aerosol (BBOA) using the changes in the H : C and O : C ratios, and found that throughout most of the aerosol processing (O : C \cong 0.25 to O : C \cong 0.6), no remarkable change is observed in the H : C ratio (~ 1.35). Such a result contrasts strongly with previous observations of chemical ageing of both urban and Amazonian biogenic aerosols. At higher levels of processing

Ground based aerosol characterization during SAMBBA

J. Brito et al.

Title Page

Abstract

Introduction

Conclusions

References

Tables

Figures

⏪

⏩

◀

▶

Back

Close

Full Screen / Esc

Printer-friendly Version

Interactive Discussion

(O : C > 0.6), the H : C ratio changes with a H : C/O : C slope of -0.5 , possibly due to the development of a combination of BB (H : C/O : C slope = 0) and biogenic (H : C/O : C slope = -1) OA. An analysis of the $\Delta\text{OA}/\Delta\text{CO}$ mass ratios yields very little enhancement in the OA loading with atmospheric processing, consistent with previous observations. These results indicate that negligible Secondary Organic Aerosol (SOA) formation occurs throughout the observed BB plume processing, or that SOA formation is almost entirely balanced by OA volatilization.

Positive Matrix Factorization of the organic aerosol spectra resulted in three factors: Fresh BBOA, Aged BBOA and Low-Volatility Oxygenated Organic Aerosol (LV-OOA). Analysis of the diurnal patterns and correlation with external markers indicates that during the first part of the campaign OA concentrations are impacted by local fire plumes with some chemical processing occurring in the near-surface layer. During the second part of the campaign, long-range transport of BB plumes above the surface layer, as well as potential SOAs formed aloft, dominates OA concentrations at our ground-based sampling site.

This manuscript describes the first ground-based deployment of aerosol mass spectrometry at a site heavily impacted by biomass burning in the Amazon region, allowing a deeper understanding of aerosol life cycle in this important ecosystem.

1 Introduction

The Brazilian Amazon covers an area of 5.5 million km² and holds about 100 billion metric tons of carbon (Malhi et al., 2008). This vast region includes both pristine and human-impacted areas. In central Amazon during the wet season, for example, aerosol median number concentrations of 220 cm⁻³ and mass concentrations of the order of 1.5 $\mu\text{g m}^{-3}$ (diameter < 2 μm) have been observed (Pöschl et al., 2010; Artaxo et al., 2013), which are among the lowest found at any continental site and are similar to observations over remote oceans (Andreae, 2007). Conversely, mainly in Southern and Western Amazon, human activities, especially biomass burning, significantly

Ground based aerosol characterization during SAMBBA

J. Brito et al.

Title Page

Abstract

Introduction

Conclusions

References

Tables

Figures

⏪

⏩

◀

▶

Back

Close

Full Screen / Esc

Printer-friendly Version

Interactive Discussion



**Ground based
aerosol
characterization
during SAMBBA**

J. Brito et al.

Title Page

Abstract

Introduction

Conclusions

References

Tables

Figures

⏪

⏩

◀

▶

Back

Close

Full Screen / Esc

Printer-friendly Version

Interactive Discussion

alter natural conditions (Andreae et al., 2004; Davidson et al., 2012; Sena et al., 2013; Artaxo et al., 2013). The expansion of agriculture, logging, and urban areas has considerably affected the Amazon Basin since the 1950s, and deforestation has eliminated about 17 % of the original forest area (Ometto et al., 2005; Davidson et al., 2012). As an important part of the deforestation process, fire is being extensively used for the preparation of agricultural fields after a patch of forest has been cut down, for the conversion from crops to pasture for cattle grazing, or for pasture maintenance. Given the high amount of precipitation in the region, ranchers cut down the forest at the end of the wet season (May–June), let the wood dry until September, and usually burn it by November.

A number of studies in the last few years have focused on the role of aerosol particles in cloud development and suppression in Amazonia (Andreae et al., 2004; Koren et al., 2004, 2005; Feingold et al., 2005; Lin et al., 2006; Zhang et al., 2009). These studies have shown that, given the combination of low CCN concentrations and high water vapor, the pristine Amazonian atmosphere is very sensitive to aerosol concentration changes with significant impacts on cloud development and invigoration. Furthermore, biomass burning plumes have been shown to decrease the amount of global photo-synthetically available radiation at different canopy levels, affecting sensible and latent heat fluxes at the surface, as well as the net ecosystem exchange (Yamasoe et al., 2006; Oliveira et al., 2007; Doughty et al., 2010). It has been suggested, however, that the impact of this decrease in PAR on vegetation productivity may be offset to some degree by increases in diffuse PAR, which increases photosynthetic activity (e.g., Mercado et al., 2009). The effects of such fires have been observed over millions of km², covering large areas of South America, even far from the Amazon region (Artaxo et al., 1988; Andreae et al., 2001; Artaxo et al., 2002; Andreae et al., 2004; Freitas et al., 2005; Andreae et al., 2012).

The South American Biomass Burning Analysis (SAMBBA) is an international research project investigating the impacts of biomass burning emissions on climate, air quality and numerical weather prediction over South America. SAMBBA consists of

Ground based aerosol characterization during SAMBBA

J. Brito et al.

Title Page

Abstract

Introduction

Conclusions

References

Tables

Figures

⏪

⏩

◀

▶

Back

Close

Full Screen / Esc

Printer-friendly Version

Interactive Discussion

a combination of measurements and modeling activities to assess the role of biomass burning and biogenic emissions in the Earth System. The project involved a combination of aircraft measurements over Brazil, using the BAe-146 research aircraft from the Facility for Airborne Atmospheric Measurements (FAAM), along with ground based measurements near Porto Velho, Rondônia. The campaign took place during the dry season and the transition to the wet season in September/October 2012. This manuscript focusses on the ground based measurements.

Several instruments were deployed at the ground based sampling site, including trace gas monitors and instrumentation for aerosol physical and chemical characterization, among them an Aerosol Chemical Speciation Monitor (ACSM, Aerodyne Research Inc.). The ACSM is a compact version of the widely used Aerosol Mass Spectrometer (AMS, Aerodyne Research Inc.) (Jayne et al., 2000; Canagaratna et al., 2007). In the last decade, a number of studies have applied aerosol mass spectrometry for biomass burning aerosol characterization across a wide range of environments and burning material (Capes et al., 2008; Aiken et al., 2010; Cubison et al., 2011; Lack et al., 2013, and references therein). However, such measurements focusing on biomass burning have only been carried out for the first time in the Amazon region during SAMBBA. These measurements provide an interesting contrast to the results from the wet season in Central Amazonia, during AMAZE-08, which reported during clean periods an average non-refractory submicron mass concentration of $0.6 \mu\text{g m}^{-3}$, being 91 % organic and 7 % sulfate, with an average oxygen-to-carbon (O : C) ratio of 0.42 (Chen et al., 2009).

Here, the changes in the atmospheric composition in an area subject to anthropogenic emissions in Western Amazon will be analyzed under the scope of aerosol mass spectrometry, aiming to better understand the aerosol's life cycle and its physical and chemical properties.

2 Experimental

The data reported here focus on the period from 13 to 30 September 2012, comprising the transition period from the dry to the wet season. In the following sections, a description of the site and instrumentation is provided.

2.1 Site description

The sampling site (8.69° S; 63.87° W) is located about 5 km north (usually upwind) of Porto Velho, a city in the state of Rondônia with 485 000 inhabitants (Fig. 1). The whole region has been subject to land use change since the 1980's. The instrumentation was housed in an air conditioned container placed on the border of a 150 m radius grassland clearance at the south-west corner of 2000 ha of dense forest belonging to a reservation. The road that connects Porto Velho to the reservation cuts through large pasture areas and a handful of local business. No vehicular access is permitted within the reservation.

Aerosol measurements were performed 5 m a.g.l., roughly 4 m away from dense forest. Diffusion dryers maintained sampled air under relatively dry conditions (RH < 50 %). An inlet with 50 % aerodynamic cutoff at 2.5 μ m for our flow conditions was used for sampling.

2.2 Instrumentation

The aerosol size distribution in the range of 10–430 nm was measured using an SMPS (Scanning Mobility Particle Sizer, TSI, model 3936) composed of an electrostatic classifier (TSI, model 3080) along with a CPC (Condensation Particle Counter, TSI, model 3772). Coarse mode particle number size distributions were measured using an OPC (Optical Particle Counter, Grimm, model 1.109). Carbon monoxide measurements were performed using a Picarro analyzer, model G2301. An Aethalometer (Magee Scientific, model AE30) provided Equivalent Black Carbon (BC_e) mass concentrations

throughout the campaign, which was corrected for filter loading and multiple scattering effects according to Arnott et al. (2005) and Schmid et al. (2006).

An Aerosol Chemical Speciation Monitor (ACSM) was used to provide real-time (30 min resolution) chemically resolved mass concentrations of particulate ammonium, nitrate, sulfate, chloride, and organic species in the submicron size range (Ng et al., 2011b). The ACSM efficiently samples aerosol particles through an aerodynamic lens in the 75–650 nm size range. The focused particle beam is transmitted into a detection chamber where the non-refractory fraction is flash-vaporized on a hot surface (typically 600 °C). Subsequently, the evaporated gas phase compounds are ionized by electron impact at 70 eV and their spectrum obtained using a quadrupole mass spectrometer. The chemical speciation is determined via deconvolution of the mass spectra according to the method described by Allan et al. (2004). Due to the high concentration of organics relative to other species, especially when sampling strongly biomass-burning-impacted air masses, corrections to the instrument chemical assignment were performed (Bae et al., 2007; Akagi et al., 2012).

The mass calibration of the ACSM was performed at the beginning and at the end of the campaign with less than 5 % deviation in the obtained calibration factors. The calibration system consisted of an ultrasonic nebulizer used for primary aerosol generation, a silica gel diffusion dryer (custom made), an electrostatic classifier (TSI, model 3080) and a condensation particle counter (CPC, TSI, Model 3772). The system was used to generate known amounts of monodisperse 300 nm ammonium nitrate aerosol particles, as described by Ng et al. (2011b). The number concentration was varied by diluting the generated aerosol between approximately 10–1000 cm⁻³, which corresponds to a mass concentration of 0.15–15 μg m⁻³ for nitrate. As previously reported, a collection efficiency (CE) of 0.5 has been applied (Huffman et al., 2005; Canagaratna et al., 2007; Matthew et al., 2008; Middlebrook et al., 2012). This CE value yields very good agreement between the sum of the mass concentration of species measured by the ACSM and Aethalometer (at 880 nm) vs. integrated mass concentration obtained from SMPS and OPC in the 50–750 nm size range (Fig. 2).

Ground based aerosol characterization during SAMBBA

J. Brito et al.

Title Page

Abstract

Introduction

Conclusions

References

Tables

Figures

⏪

⏩

◀

▶

Back

Close

Full Screen / Esc

Printer-friendly Version

Interactive Discussion



3 Analysis tools

Aerosol mass spectrometry uses several of the observed molecular masses to apportion aerosol species as well as different atmospheric processes. Among those, the most important are the two dominant oxygen containing ions in the spectra, m/z 44 (mostly CO_2^+ in ambient data) and m/z 43. The m/z 43 fragment is mainly $\text{C}_2\text{H}_3\text{O}^+$ for the more processed aerosol, and C_3H_7^+ for the freshly emitted, hydrogen rich, OA. The ratio of m/z 44 to total signal in the component spectrum (defined as f_{44}) and its relationship to f_{43} (defined similarly) can be used as a metric for the level of atmospheric processing (Ng et al., 2010; Morgan et al., 2010). Conversely, the signal at m/z 60, associated with the $\text{C}_2\text{H}_4\text{O}^+$ ion (Schneider et al., 2006; Alfarra et al., 2007), correlates extremely well with Levoglucosan and similar anhydrosugar species (mannosan, galactosan), which arise from the pyrolysis of cellulose. Therefore, the ratio of the mass fragment at m/z 60 relative to the total OA signal, defined as f_{60} , is a widely used metric for biomass burning influence (Capes et al., 2008; Cubison et al., 2011).

The application of factor analysis to the AMS/ACSM data allows the identification of several types of Organic Aerosol (OA). Normally OA is deconvolved mainly into hydrocarbon-like OA (HOA) and oxygenated OA (OOA), as well as other site-specific components (Lanz et al., 2007; Ulbrich et al., 2009; Ng et al., 2010; Carbone et al., 2013). HOA and OOA are under most conditions good surrogates for primary OA (POA) and secondary OA (SOA), respectively (Ng et al., 2010). OOA can be further deconvolved into semi-volatile OOA (SV-OOA) and low volatility OOA (LV-OOA) (Jimenez et al., 2009). Further details on the used factor analysis, i.e., Positive Matrix Factorization, are given in Sect. 3.1.

Besides OA deconvolution using factor analysis, an interesting approach for understanding OA atmospheric processing has been proposed by Heald et al. (2010), via OA mapping in a Van Krevelen diagram (H : C vs. O : C) (Van Krevelen, 1950). In this diagram, OA processing is represented by an increase in the O : C ratio, and the slope of the ageing line (concurrent relative change in the O : C and H : C ratios) may help

Ground based aerosol characterization during SAMBBA

J. Brito et al.

Title Page

Abstract

Introduction

Conclusions

References

Tables

Figures

◀

▶

◀

▶

Back

Close

Full Screen / Esc

Printer-friendly Version

Interactive Discussion



Ground based aerosol characterization during SAMBBA

J. Brito et al.

Title Page

Abstract

Introduction

Conclusions

References

Tables

Figures

⏪

⏩

◀

▶

Back

Close

Full Screen / Esc

Printer-friendly Version

Interactive Discussion

highlight the type of functional groups formed. The data obtained during AMAZE-08, for example, cluster along a line with slope ~ -1 , consistent with simultaneous increases in carbonyl and alcohol moieties, either at separate carbons or due to the addition of carboxylic acid groups (Heald et al., 2010). Focusing only on the OOA component, Ng et al. (2011a) identified that most processing occurred along a line of slope ~ -0.5 . Such change in the O : C and H : C ratio would be consistent with several simple mechanisms, such as the net addition of both COOH and OH/OOH functional groups without fragmentation (i.e., C-C bond cleavage), and/or the addition of COOH groups with fragmentation.

3.1 Positive matrix factorization

Positive matrix factorization (PMF) is a statistical model that uses weighted least-square fitting for factor analysis (Paatero and Tapper, 1994; Paatero, 1997). It uses a bilinear model $\mathbf{X} = \mathbf{GF} + E$, where \mathbf{X} is a matrix of the measured values, and \mathbf{G} and \mathbf{F} are matrices computed by the model that represent the scores and loading, respectively. For the ACSM (as well as AMS) data, each row in \mathbf{X} is a mass spectrum measured at a given time, with the columns representing the signal at a given m/z . In this case, \mathbf{G} represents the time series and \mathbf{F} the profile mass spectrum for the p factors computed by the algorithm. E is the difference between the measured signal and that reconstructed by the product of \mathbf{G} and \mathbf{F} and is made up of the elements e_{ij} . The model adjusts \mathbf{G} and \mathbf{F} in order to reduce the object function (Q), where

$$Q = \sum_{i=1}^m \sum_{j=1}^n (e_{ij}/\sigma_{ij})^2 \quad (1)$$

and σ_{ij} is the uncertainty for each element in the matrix \mathbf{X} . For AMS measurements in continental regions, where the sources of inorganic aerosol are well understood, PMF is typically only performed on the organic aerosol mass spectrum (e.g., Lanz et al., 2007; Ulbrich et al., 2009) in order to learn more about the sources and transformation

**Ground based
aerosol
characterization
during SAMBBA**

J. Brito et al.

Title Page

Abstract

Introduction

Conclusions

References

Tables

Figures

◀

▶

◀

▶

Back

Close

Full Screen / Esc

Printer-friendly Version

Interactive Discussion

processes of organic aerosol. The PMF2 program (Paatero, 1997) was used to analyze these data in robust mode with an outlier distance of 4 and no model error. The PMF evaluation tool kit (PET) (Ulbrich et al., 2009) was used to prepare the data and error estimates, execute PMF, and evaluate the results. Further details on the PMF analysis procedure can be found in the Supplement.

4 Results and discussion

4.1 Meteorology

During the SAMBBA campaign, comprising the transition from dry to wet season, median values of temperature in Porto Velho ranged from 22°C (night-time) to 35°C (around 14:00 LT) and relative humidity from 90% (night-time) down to 40% (around 14:00 LT), as depicted in Fig. 3. Precipitations were scarce throughout the campaign, occurring mostly near the end. The wind rose is depicted in Fig. 4, indicating a dominant flow from the NW direction, considering wind direction frequency and intensity, with some important contribution from the SW direction. Possible aerosol sources associated with prevailing wind directions will be discussed on Sects. 4.3.

4.2 Aerosol composition

The time series of submicron non-refractory aerosol composition, BC_e concentration, aerosol number concentration, average particle diameter and CO mixing ratio are shown in Fig. 5. Organic aerosol strongly dominated the submicron non-refractory composition, with an average concentration of $11.4 \mu\text{g m}^{-3}$. The inorganic species, NH_4 , SO_4 , NO_3 , and Cl, were observed on average at concentrations of $0.44 \mu\text{g m}^{-3}$, $0.34 \mu\text{g m}^{-3}$, $0.19 \mu\text{g m}^{-3}$, and $0.01 \mu\text{g m}^{-3}$, respectively. BC_e was observed at an average concentration of $1.30 \mu\text{g m}^{-3}$. Aerosol number size distributions were mostly found in the accumulation mode (average size distribution of 94 nm), with average particle

number concentrations being around 5700 cm^{-3} . During most of the campaign, the site was impacted by regional biomass burning pollution (average CO mixing ratio of 0.6 ppm), occasionally superimposed by intense biomass burning plumes (up to 2 ppm of CO). These values can be considered typical for the late dry season in southern Amazonia, as can be seen from the close agreement with measurements made during SMOCC-2002 at a pasture site 285 km southeast of Porto Velho (Chand et al., 2006). BC_e peaks that do not coincide with marked enhancements in non-refractory aerosols and CO are associated with brickyard emissions, discussed in the Supplement.

Given that SAMBBA took place during the end of the dry season and transition to the wet season, the campaign has been separated into Phase I (6 to 22 September) and Phase II (22 to 30 September 2012). The mean values observed during both phases of SAMBBA are presented in Table 1. The aerosol composition is shown to be significantly different during intense biomass burning events. Fig. 6 shows the correlation between fOrg (defined as the fraction of organics relative to the species detected by the ACSM plus BC_e) vs. f_{60} . The f_{60} parameter provides a reliable marker for air masses impacted by fresh and relatively low-processed BB emissions (Cubison et al., 2011); a value of 0.003 is usually accepted as a reasonable threshold for BB impacted air masses. Our results show that during strong impact of biomass burning ($f_{60} > 0.015$), fOrg was above 0.9. This value is considerably higher than previous measurements at other locations, where fOrg of biomass burning plumes ranged from 0.85 to 0.60 (Artaxo et al., 2013). The large range of fOrg values observed for periods with $f_{60} \leq 0.01$ is attributed to occasional brickyard emissions affecting the sampling site, as discussed in the Supplement.

4.2.1 Chemical ageing of the biomass burning organic aerosol

The combination of fresh plumes from intensive local biomass burning events arriving at the sampling site with a background consisting of regional, well-processed pollution aerosol allowed the study of organic aerosol chemical ageing. An important method for

Ground based
aerosol
characterization
during SAMBBA

J. Brito et al.

Title Page

Abstract

Introduction

Conclusions

References

Tables

Figures



Back

Close

Full Screen / Esc

Printer-friendly Version

Interactive Discussion



**Ground based
aerosol
characterization
during SAMBBA**

J. Brito et al.

Title Page

Abstract

Introduction

Conclusions

References

Tables

Figures

⏪

⏩

◀

▶

Back

Close

Full Screen / Esc

Printer-friendly Version

Interactive Discussion

the analysis of chemical processing is the Van Krevelen (VK) diagram, i.e., a plot of the O : C vs. H : C ratios (Van Krevelen, 1950). Whereas high-resolution AMS allows direct measurement of the element ratios required for the VK diagram, the unit mass resolution of the ACSM requires these to be estimated. Based on the work of Aiken et al. (2008) and Ng et al. (2011a), the parameters f_{44} and f_{43} are used to obtain O : C and H : C ratios respectively. The f_{43} and H : C relationship proposed by Ng et al. (2011a) is limited to OOA only, where m/z is mainly linked to the $C_2H_3O^+$ fragment. Our results, despite including a strong BBOA component, indicate an important OOA contribution (f_{44} is larger than 0.05 at all times). Similarly processed BBOA (DeCarlo et al., 2010) has shown an excellent agreement between the H : C ratio estimated from f_{43} and the directly observed H : C ratio (Ng et al., 2011a).

The VK diagram of bulk OA measurements during the SAMBBA campaign is depicted in Fig. 7. During the most intense biomass burning plume ($f_{60} > 0.03$), H : C = 1.35 and O : C = 0.25. In contrast, results from the characterization of biogenic aerosol in the Amazon region during AMAZE-08 (Heald et al., 2010) shows a relatively higher H : C ratio for the less oxidized particles (H : C = 1.6 and O : C = 0.2). As the f_{60} marker decreases (indicating both well processed aerosol and OA from other sources), the observed H : C and O : C ratios tend to agree well with the processed biogenic aerosol (H : C = 1.2 and O : C = 0.7) from AMAZE-08. This agreement can be attributed both to the fact that aerosols tend to become more chemically similar with increasing ageing, independent of the initial source of the material (Jimenez et al., 2009; Ng et al., 2010), as well as the increasing importance of biogenic OA at the sampling site as the smoke becomes more dilute.

Biogenic organic aerosols have been observed to follow a clear processing path along a line with a H : C/O : C slope of -1 in the VK plot (Heald et al., 2010), indicating that for each oxygen atom added upon oxidation, a hydrogen atom is lost. This change is consistent with equal increases in carbonyl and alcohol moieties, such as carboxylic acid addition. The biomass burning aerosol in Rondônia, however, shows a different behavior with the majority of oxygen-to-carbon ratio change (from O : C \cong 0.25 to

**Ground based
aerosol
characterization
during SAMBBA**

J. Brito et al.

Title Page

Abstract

Introduction

Conclusions

References

Tables

Figures

⏪

⏩

◀

▶

Back

Close

Full Screen / Esc

Printer-friendly Version

Interactive Discussion

O : C \cong 0.6) accompanied by only a small change in the H : C ratio. Such processing is consistent with the replacement of a hydrogen with an alcohol group (-OH), for example. For O : C > 0.6, the average slope changes to -0.5. Such a slope could arise from an increase in the importance of biogenic aerosol processing (slope = -1) relative to BBOA processing (slope = 0) and/or a change in the reaction tendency. In case of the latter, the replacement a -CH₂- group with a -COOH group due to the addition of a carboxylic acid group to the site of a C-C bond cleavage is a possibility (Heald et al., 2010). Another possibility, expected under low-NO_x conditions, would arise from the formation of peroxides through the addition of 1 OOH group, 1 OH group, and 1 C=O group, or the addition of 1 OOH group and 1 COOH group (Ng et al., 2011a). Whether the slope of -0.5 observed for O : C > 0.6 is due to the mixing of different aerosol types or actual change in aerosol processing cannot be answered here and demands further study.

The impact of plume ageing on SOA production has been studied previously. Recent laboratory measurements have shown significant SOA yields from oxidation of volatile products of biomass burning under low-NO_x conditions (Yee et al., 2013). Ambient measurements, however, have produced conflicting results, ranging from net OA enhancement (DeCarlo et al., 2008; De Gouw and Jimenez, 2009), to no net OA production (Capes et al., 2008; Cubison et al., 2011) and even to a net OA decrease (Akagi et al., 2012; Jolleys et al., 2012).

Figure 8 depicts the $\Delta\text{OA} / \Delta\text{CO}$ mass ratio for a given O : C ratio, a surrogate for atmospheric processing. For the calculation of ΔCO , we chose as background the lowest CO mixing ratio observed throughout the campaign, 240 ppb. To avoid interference from biogenic aerosols, the O : C ratio was limited to values less than 0.6. Results indicate that no net OA production is observed as a result of atmospheric processing at the SAMBBA ground site. Some $\Delta\text{OA} / \Delta\text{CO}$ enhancement is apparent for O : C > 0.5 and $f_{60} < 0.008$, but these values should be viewed with caution as they correspond to data with low ΔCO , and are thus subject to large uncertainty related to the CO background subtraction.

4.2.2 Aerosol size distribution

A MATLAB[®] script was developed to fit one to three lognormal modes to the measured particle number size distributions in the range 10–430 nm. The algorithm is automatic and was based on the approach of Hussein et al. (2005). Aitken (~ 30–120 nm) and accumulation (~ 70–280 nm) modes dominated the particle number concentration in 98 % of the observed size spectra, with average concentrations of 2000 ± 2300 and $1500 \pm 1600 \text{ cm}^{-3}$, respectively. These values are comparable to previous measurements during the SMOCC-2002 campaign at the pasture site mentioned above and by aircraft over smoke-impacted areas in Rondônia (Rissler et al., 2006; Chand et al., 2006). The high number concentration variability reflects the diversity of BB plume ages and dilution levels reaching the site.

Figure 9 shows the average size distribution with gaussian fits for nucleation, Aitken, and accumulation modes, as well as average size distributions observed for a given O : C ratio. Despite strong change in the O : C ratio and overall aerosol number concentration, decreasing from $20\,000 \text{ cm}^{-3}$ ($0.2 < \text{O} : \text{C} < 0.3$) down to $3\,900 \text{ cm}^{-3}$ ($0.6 < \text{O} : \text{C} < 0.7$), the size distributions depict either a single accumulation mode or a superposition of Aitken and accumulation modes. Similar types of aerosol size distributions have also been observed at a forest site in Central Amazon during the dry season under the influence of aged biomass burning plumes (Artaxo et al., 2013). The measurements from BB dominated periods during SMOCC-2002 in Rondonia (Rissler et al., 2006) and during CLAIRE-2001 (Rissler et al., 2004) also showed similar size distributions. In the latter study, the geometric mean diameters of the Aitken and accumulation modes were around 70 and 140 nm, respectively, slightly smaller than the values of 98 and 179 nm observed here. The parameters retrieved from a Gaussian fit for each mode of the campaign-averaged size distribution are given in Table 2.

Ground based aerosol characterization during SAMBBA

J. Brito et al.

Title Page

Abstract

Introduction

Conclusions

References

Tables

Figures



Back

Close

Full Screen / Esc

Printer-friendly Version

Interactive Discussion



4.3 PMF analysis

The number of PMF factors was selected based on the total sum of squares of the scaled residuals, the analysis of temporal series of the different factors with gas phase and BC_e data, diurnal cycles, and the mass spectra. Details of the PMF analysis procedure is given in the Supplement. Three factors were identified, Fresh Biomass Burning Organic Aerosol (Fresh BBOA), Aged BBOA, and low-volatility oxygenated organic aerosol (LV-OOA). The mass spectra of the three factors are depicted in Fig. 10 and the mass contribution time series of the factors in Fig. 11. The enhancement of the Fresh BBOA factor, and to some extent the Aged BBOA factor, correlates well with aerosol loading peaks, whereas LV-OOA presents persistent regional pollution behavior.

Table 3 presents a correlation analysis of the factors obtained from the PMF of the ground-based data with the AMS spectra database (Ulbrich et al., 2009, 2013), the SAMBBA airborne AMS sampling biomass burning plumes in Rondônia from flight B737 (see Supplement), and the time series correlation of CO, BC_e , sulfate and nitrate. The Fresh BBOA factor spectrum correlates well with the AMS measurements directly above (900 m altitude) a large fire in Rondônia (Pearson = 0.96) as well as 1 h downwind of the fire (Pearson = 0.94). The correlation decreases somewhat for the airborne measurements and moderately 3 h downwind (Pearson = 0.74). In contrast, Aged BBOA correlates poorly with the spectrum obtained directly above the fire (Pearson = 0.55), and much better with the 3 h downwind spectrum (Pearson = 0.86), indicating that this factor would represent BB aerosol processed only for a time longer than 3 h. Similarly, the correlation of LV-OOA with the airborne AMS data improves with increasing plume processing time. The fact that LV-OOA correlates only moderately well with the OA spectrum obtained 3 h downwind of the fire (Pearson = 0.80) suggests that the BBOA shows a LV-OOA chemical signature somewhat more slowly than an Aged BBOA signature.

Comparison with the AMS mass spectra database shows that the Fresh BBOA factor correlates extremely well with the database BBOA (Pearson = 0.98), whereas Aged

Ground based
aerosol
characterization
during SAMBBA

J. Brito et al.

Title Page

Abstract

Introduction

Conclusions

References

Tables

Figures



Back

Close

Full Screen / Esc

Printer-friendly Version

Interactive Discussion

Ground based aerosol characterization during SAMBBA

J. Brito et al.

Title Page

Abstract

Introduction

Conclusions

References

Tables

Figures



Back

Close

Full Screen / Esc

Printer-friendly Version

Interactive Discussion

BBOA correlates with database OOA (Pearson = 0.98), as well as with database LV-OOA (Pearson = 0.97). Similarly, the LV-OOA factor correlates extremely well with the database LV-OOA and database OOA (Pearson = 0.98 and 0.97, respectively).

The CO time series yields a high correlation coefficient with the Fresh BBOA factor (Pearson = 0.90), as both signals are related to strong biomass burning events. Whereas nitrate correlates well with Fresh BBOA, indicating that biomass burning is the dominant source of this species, sulfate does not yield a high correlation with any of the resolved factors. Similarly, BC_e correlates only moderately well with the BBOA factors, indicating that other sources, e.g., brickyards, might play an important role controlling its atmospheric concentration at the sampling site (Supplement).

Figure 12 depicts the diurnal variation of the mass contribution of each factor, split into Phase I (6 to 22 September) and Phase II (22 to 30 September 2012). During Phase I, the Fresh and Aged BBOA factors present a diurnal variation with higher concentration during night-time. This behavior is associated with a boundary layer height decrease during night-time trapping freshly emitted smoke plumes. Conversely, the LV-OOA factor is enhanced considerably in mid-afternoon along with O_3 concentrations (not shown here) suggesting to be partially driven by an active photochemistry, despite the lack of observation of an intermediate factor, such as Semi-Volatile-OOA (Jimenez et al., 2009). This increase in LV-OOA during mid-day parallels the increase in aerosol hygroscopicity observed under similar circumstances by (Rissler et al., 2006), consistent with the hygroscopic character of LV-OOA (Jimenez et al., 2009).

During Phase II, with increased precipitation in the study region, both BBOA factors have much lower ambient concentrations than during Phase I. Furthermore, the aged BBOA and LV-OOA factors show a different diurnal pattern from that observed during Phase I, indicating a clear loading enhancement during the first morning hours, consistent with entrainment from aloft into the near-surface layer as the boundary layer grows.

The relatively high loadings of the LV-OOA during Phase II, as well as its temporal correlation with the Aged BBOA factor suggests that an important component of

this factor originates from highly processed biomass burning smoke transported aloft. Whereas the LV-OOA factor certainly encompasses highly processed pollution, it can not be excluded that it might contain also other sorts of chemically similar organic aerosols subsiding to near-surface levels. These may include, for example, the secondary aerosols previously observed to form at 2–4 km altitude in northern Amazon (Krejci et al., 2003, 2005; Ekman et al., 2008). The potential contribution of other sources to the LV-OOA factor, which strongly dominates the aerosol concentration during the onset of the wet season in Rondônia remains unclear and demands further studies.

5 Conclusions

We have characterized the physical and chemical properties of aerosols at a site heavily impacted by biomass burning in the southwest Brazilian Amazon during the SAMBBA field experiment. The sampling site is located 5 km north, and usually upwind, of the city of Porto Velho, Rondônia. The data reported here focus on the period from 13 to 30 September 2012, comprising the transition period from the dry to the wet season.

During most of the campaign, the site was impacted by regional biomass burning pollution (average CO mixing ratio of 0.6 ppm), occasionally superimposed with intense biomass burning plumes (up to 2 ppm of CO). Real-time chemical characterization has shown that organic aerosol strongly dominated the submicron non-refractory composition, with an average concentration of $11.4 \mu\text{g m}^{-3}$. The inorganic species, NH_4 , SO_4 , NO_3 , and Cl, were observed with concentrations of $0.44 \mu\text{g m}^{-3}$, $0.34 \mu\text{g m}^{-3}$, $0.19 \mu\text{g m}^{-3}$, and $0.01 \mu\text{g m}^{-3}$, respectively. Our results indicate that during strong impact of fresh biomass burning ($f_{60} > 0.015$), the fraction of organics relative to the other species measured by the ACSM plus BC_e was above 0.9, a value considerably higher than previous measurements at other locations.

Ground based aerosol characterization during SAMBBA

J. Brito et al.

Title Page

Abstract

Introduction

Conclusions

References

Tables

Figures



Back

Close

Full Screen / Esc

Printer-friendly Version

Interactive Discussion



**Ground based
aerosol
characterization
during SAMBBA**

J. Brito et al.

Title Page

Abstract

Introduction

Conclusions

References

Tables

Figures

⏪

⏩

◀

▶

Back

Close

Full Screen / Esc

Printer-friendly Version

Interactive Discussion

The aerosol number size distributions showed a pronounced accumulation mode (with a peak at 118 nm and a geometric mean diameter of 94 nm), and the average particle number was 5700 cm^{-3} . The average aerosol size distribution was studied as a function of the O : C ratio, a surrogate for atmospheric processing. Despite strong change in the O : C ratio and the overall aerosol number concentration as a function of ageing, decreasing from $20\,000\text{ cm}^{-3}$ ($0.2 < \text{O} : \text{C} < 0.3$) down to $3\,900\text{ cm}^{-3}$ ($0.6 < \text{O} : \text{C} < 0.7$), the size distributions did not change much. They can be represented by either a single accumulation mode or a superposition of Aitken and accumulation modes.

Chemical processing during aerosol ageing has been studied as well using a VK diagram, i.e., a plot of the O : C vs. the H : C ratio. During the peak of a fresh BB plume event ($f_{60} > 0.03$), we observed $\text{H} : \text{C} = 1.35$ and $\text{O} : \text{C} = 0.25$, which is relatively lower H : C ratio than has been previously reported for Amazonian biogenic aerosols ($\text{H} : \text{C} = 1.6$ and $\text{O} : \text{C} = 0.2$). As the BBOA is processed, the H : C and O : C ratios move towards values closer to previous measurements that had been made under strong biogenic influence. This is probably due to both a chemical convergence in the course of ageing and an increasing contribution of biogenic aerosols in older air masses. Whereas biogenic organic aerosols have been shown to follow a clear processing path along a line with a slope of -1 in the VK diagram, the OA observed here shows a different behavior where the majority of aerosol processing (from $\text{O} : \text{C} \cong 0.25$ to $\text{O} : \text{C} \cong 0.6$) is accompanied by only a small change in the H : C ratio. Such processing is consistent with the replacement of a hydrogen with an alcohol group (-OH), for example. For $\text{O} : \text{C} > 0.6$, the average slope changes to -0.5 . Such a slope could arise from an increase in the contribution of biogenic aerosol processing (slope = -1) together with BBOA processing (slope = 0), and/or a change in the reaction mechanisms. In case of the latter, it could represent the replacement of a $-\text{CH}_2-$ group with a $-\text{COOH}$ group due to the addition of a carboxylic acid group to the site of a C-C bond cleavage. Another possibility, expected under low- NO_x conditions, would arise from formation of peroxides through the addition of one OOH group, one OH group, and one C=O group, or the addition of one OOH group and one COOH group. The

impact of plume ageing on SOA production was also investigated. Our results indicate no observable net OA production with atmospheric processing at the SAMBBA ground site.

Positive Matrix Factorization of the organic aerosol spectra yielded three factors: Fresh BBOA, Aged BBOA and LV-OOA. The enhancement of the Fresh BBOA factor, and to some extent the Aged BBOA factor, correlates well with peaks in aerosol loading, whereas LV-OOA suggests a persistent regional background. The CO time series shows a high correlation with the Fresh BBOA factor (Pearson = 0.90), as both signals are related to strong biomass burning events. The nitrate concentration yields a high correlation with Fresh BBOA factor as well, thus showing that biomass burning events are the dominant source of this specie. Unlike CO, sulfate and BC_e correlates only moderately well with BBOA factors, indicating that other sources might play an important role controlling its atmospheric concentration at the sampling site. Analysis of the diurnal patterns and correlation with external markers indicate that during the first part of the campaign, the OA concentrations are strongly dominated by nearby fire plumes, with chemical processing occurring in the near-surface boundary layer. During the second part of the campaign, long-range transport of BB plumes above the boundary layer has a strong influence on the OA concentrations at our ground-based sampling site.

Supplementary material related to this article is available online at
[http://www.atmos-chem-phys-discuss.net/14/12279/2014/
acpd-14-12279-2014-supplement.pdf](http://www.atmos-chem-phys-discuss.net/14/12279/2014/acpd-14-12279-2014-supplement.pdf).

Acknowledgements. This work was supported by the Foundation for Research Support of the State of São Paulo (FAPESP, projects 2012/14437-9 and 2013/05014-0), CNPq project 475735-2012-9, INCT Amazonia, and Natural Environment Research Council (NERC) project NE/J010073/1. We thank A. Ribeiro, A. L. Loureiro, F. Morais, F. Jorge and S. Morais for technical and logistics support. We thank the National Institute of Meteorology for providing valuable

Ground based aerosol characterization during SAMBBA

J. Brito et al.

Title Page

Abstract

Introduction

Conclusions

References

Tables

Figures

⏪

⏩

◀

▶

Back

Close

Full Screen / Esc

Printer-friendly Version

Interactive Discussion

meteorological data. We gratefully acknowledge S. Hacon, J. Silva and W. Bastos in supporting the successful operation of the sampling site.

References

- 5 Aiken, A. C., Decarlo, P. F., Kroll, J. H., Worsnop, D. R., Huffman, J. A., Docherty, K. S., Ulbrich, I. M., Mohr, C., Kimmel, J. R., Sueper, D., Sun, Y., Zhang, Q., Trimborn, A., Northway, M., Ziemann, P. J., Canagaratna, M. R., Onasch, T. B., Alfarra, M. R., Prevot, A. S. H., Dommen, J., Duplissy, J., Metzger, A., Baltensperger, U., and Jimenez, J. L.: O/C and OM/OC ratios of primary, secondary, and ambient organic aerosols with high-resolution time-of-flight aerosol mass spectrometry, *Environ. Sci. Technol.*, 42, 4478–85, 2008. 12291
- 10 Aiken, A. C., de Foy, B., Wiedinmyer, C., DeCarlo, P. F., Ulbrich, I. M., Wehrli, M. N., Szidat, S., Prevot, A. S. H., Noda, J., Wacker, L., Volkamer, R., Fortner, E., Wang, J., Laskin, A., Shutthanandan, V., Zheng, J., Zhang, R., Paredes-Miranda, G., Arnott, W. P., Molina, L. T., Sosa, G., Querol, X., and Jimenez, J. L.: Mexico city aerosol analysis during MILAGRO using high resolution aerosol mass spectrometry at the urban supersite (T0) – Part 2: Analysis of the biomass burning contribution and the non-fossil carbon fraction, *Atmos. Chem. Phys.*, 10, 5315–5341, doi:10.5194/acp-10-5315-2010, 2010. 12284
- 15 Akagi, S. K., Craven, J. S., Taylor, J. W., McMeeking, G. R., Yokelson, R. J., Burling, I. R., Urbanski, S. P., Wold, C. E., Seinfeld, J. H., Coe, H., Alvarado, M. J., and Weise, D. R.: Evolution of trace gases and particles emitted by a chaparral fire in California, *Atmos. Chem. Phys.*, 12, 1397–1421, doi:10.5194/acp-12-1397-2012, 2012. 12286, 12292
- 20 Alfarra, M. R., Prevot, A. S. H., Szidat, S., Sandradewi, J., Weimer, S., Lanz, V. A., Schreiber, D., Mohr, M., and Baltensperger, U.: Identification of the mass spectral signature of organic aerosols from wood burning emissions, *Environ. Sci. Technol.*, 41, 5770–5777, doi:10.1021/es062289b, 2007. 12287
- 25 Allan, J. D., Delia, A. E., Coe, H., Bower, K. N., Alfarra, M., Jimenez, J. L., Middlebrook, A. M., Drewnick, F., Onasch, T. B., Canagaratna, M. R., Jayne, J. T., and Worsnop, D. R.: A generalised method for the extraction of chemically resolved mass spectra from Aerodyne aerosol mass spectrometer data, *J. Aerosol Sci.*, 35, 909–922, 2004. 12286
- 30 Andreae, M. O.: Aerosols before pollution, *Science*, 315, 50–51, doi:10.1126/science.1136529, 2007. 12282

Ground based aerosol characterization during SAMBBA

J. Brito et al.

Title Page

Abstract

Introduction

Conclusions

References

Tables

Figures

◀

▶

◀

▶

Back

Close

Full Screen / Esc

Printer-friendly Version

Interactive Discussion

- Andreae, M. O., Artaxo, P., Fischer, H., Freitas, S. R., Gregoire, J.-M., Hansel, A., Hoor, P., Kormann, R., Krejci, R., Lange, L., Lelieveld, J., Lindinger, W., Longo, K., Peters, W., de Reus, M., Scheeren, B., Silva Dias, M. A. F., Strom, J., van Velthoven, P. F. J., and Williams, J.: Transport of biomass burning smoke to the upper troposphere by deep convection in the equatorial region, *Geophys. Res. Lett.*, 28, 951–954, doi:10.1029/2000GL012391, 2001. 12283
- Andreae, M. O., Rosenfeld, D., Artaxo, P., Costa, A. A., Frank, G. P., Longo, K. M., and Silva-Dias, M. A. F.: Smoking rain clouds over the Amazon, *Science*, 303, 1337–1342, doi:10.1126/science.1092779, 2004. 12283
- Andreae, M. O., Artaxo, P., Beck, V., Bela, M., Freitas, S., Gerbig, C., Longo, K., Munger, J. W., Wiedemann, K. T., and Wofsy, S. C.: Carbon monoxide and related trace gases and aerosols over the Amazon Basin during the wet and dry seasons, *Atmos. Chem. Phys.*, 12, 6041–6065, doi:10.5194/acp-12-6041-2012, 2012. 12283
- Arnott, W. P., Hamasha, K., Moosmüller, H., Sheridan, P. J., and Ogren, J. A.: Towards aerosol light-absorption measurements with a 7-wavelength aethalometer: evaluation with a photoacoustic instrument and 3-wavelength nephelometer, *Aerosol Sci. Tech.*, 39, 17–29, doi:10.1080/027868290901972, 2005. 12286
- Artaxo, P., Storms, H., Bruynseels, F., Van Grieken, R., and Maenhaut, W.: Composition and sources of aerosols from the Amazon Basin, *J. Geophys. Res.-Atmos.*, 93, 1605–1615, doi:10.1029/JD093iD02p01605, 1988. 12283
- Artaxo, P., Martins, J. V., Yamasoe, M. A., Procopio, A. S., Pauliquevis, T. M., Andreae, M. O., Guyon, P., Gatti, L. V., and Leal, A. M. C.: Physical and chemical properties of aerosols in the wet and dry seasons in Rondonia, Amazonia, *J. Geophys. Res.-Atmos.*, 107, LBA 49–1–LBA 49–14, doi:10.1029/2001JD000666, 2002. 12283
- Artaxo, P., Rizzo, L. V., Brito, J. F., Barbosa, H. M. J., Arana, A., Sena, E. T., Cirino, G. G., Bastos, W., Martin, S. T., and Andreae, M. O.: Atmospheric aerosols in Amazonia and land use change: from natural biogenic to biomass burning conditions, *Faraday Discuss.*, 165, 203–235, doi:10.1039/C3FD00052D, 2013. 12282, 12283, 12290, 12293
- Bae, M.-S., Schwab, J. J., Zhang, Q., Hogrefe, O., Demerjian, K. L., Weimer, S., Rhoads, K., Orsini, D., Venkatachari, P., and Hopke, P. K.: Interference of organic signals in highly time resolved nitrate measurements by low mass resolution aerosol mass spectrometry, *J. Geophys. Res.-Atmos.*, 112, D22305, doi:10.1029/2007JD008614, 2007. 12286

**Ground based
aerosol
characterization
during SAMBBA**

J. Brito et al.

Title Page

Abstract

Introduction

Conclusions

References

Tables

Figures

◀

▶

◀

▶

Back

Close

Full Screen / Esc

Printer-friendly Version

Interactive Discussion

- Canagaratna, M., Jayne, J., Jimenez, J., Allan, J., Alfarra, M., Zhang, Q., Onasch, T., Drewnick, F., Coe, H., Middlebrook, A., Delia, A., Williams, L., Trimborn, A., Northway, M., DeCarlo, P., Kolb, C., Davidovits, P., and Worsnop, D.: Chemical and microphysical characterization of ambient aerosols with the aerodyne aerosol mass spectrometer, *Mass Spectrom. Rev.*, 26, 185–222, doi:10.1002/mas.20115, 2007. 12284, 12286
- 5 Capes, G., Johnson, B., McFiggans, G., Williams, P. I., Haywood, J., and Coe, H.: Aging of biomass burning aerosols over West Africa: Aircraft measurements of chemical composition, microphysical properties, and emission ratios, *J. Geophys. Res.-Atmos.*, 113, D00C15, doi:10.1029/2008JD009845, 2008. 12284, 12287, 12292
- 10 Carbone, S., Saarikoski, S., Frey, A., Reyes, F., Reyes, P., Castillo, M., Gramsch, E., Oyola, P., Jayne, J., Worsnop, D. R., and Hillamo, R.: Chemical characterization of sub-micron aerosol particles in Santiago de Chile, *Aerosol Air Qual. Res.*, 13, 462–473, doi:10.4209/aaqr.2012.10.0261, 2013. 12287
- 15 Chand, D., Guyon, P., Artaxo, P., Schmid, O., Frank, G. P., Rizzo, L. V., Mayol-Bracero, O. L., Gatti, L. V., and Andreae, M. O.: Optical and physical properties of aerosols in the boundary layer and free troposphere over the Amazon Basin during the biomass burning season, *Atmos. Chem. Phys.*, 6, 2911–2925, doi:10.5194/acp-6-2911-2006, 2006. 12290, 12293
- 20 Chen, Q., Farmer, D. K., Schneider, J., Zorn, S. R., Heald, C. L., Karl, T. G., Guenther, A., Allan, J. D., Robinson, N., Coe, H., Kimmel, J. R., Pauliquevis, T., Borrmann, S., Pöschl, U., Andreae, M. O., Artaxo, P., Jimenez, J. L., and Martin, S. T.: Mass spectral characterization of submicron biogenic organic particles in the Amazon Basin, *Geophys. Res. Lett.*, 36, L20806, doi:10.1029/2009GL039880, 2009. 12284
- 25 Cubison, M. J., Ortega, A. M., Hayes, P. L., Farmer, D. K., Day, D., Lechner, M. J., Brune, W. H., Apel, E., Diskin, G. S., Fisher, J. A., Fuelberg, H. E., Hecobian, A., Knapp, D. J., Mikoviny, T., Riemer, D., Sachse, G. W., Sessions, W., Weber, R. J., Weinheimer, A. J., Wisthaler, A., and Jimenez, J. L.: Effects of aging on organic aerosol from open biomass burning smoke in aircraft and laboratory studies, *Atmos. Chem. Phys.*, 11, 12049–12064, doi:10.5194/acp-11-12049-2011, 2011. 12284, 12287, 12290, 12292
- 30 Davidson, E. A., de Araújo, A. C., Artaxo, P., Balch, J. K., Brown, I. F., Bustamante, M. M. C., Coe, M. T., DeFries, R. S., Keller, M., Longo, M., Munger, J. W., Schroeder, W., Soares-Filho, B. S., Souza, C. M., and Wofsy, S. C.: The Amazon basin in transition, *Nature*, 481, 321–328, doi:10.1038/nature10717, 2012. 12283

**Ground based
aerosol
characterization
during SAMBBA**

J. Brito et al.

Title Page

Abstract

Introduction

Conclusions

References

Tables

Figures

◀

▶

◀

▶

Back

Close

Full Screen / Esc

Printer-friendly Version

Interactive Discussion

- De Gouw, J. and Jimenez, J. L.: Organic aerosols in the Earth's atmosphere, *Environ. Sci. Technol.*, 43, 7614–7618, doi:10.1021/es9006004, 2009. 12292
- DeCarlo, P. F., Dunlea, E. J., Kimmel, J. R., Aiken, A. C., Sueper, D., Crounse, J., Wennberg, P. O., Emmons, L., Shinozuka, Y., Clarke, A., Zhou, J., Tomlinson, J., Collins, D. R., Knapp, D., Weinheimer, A. J., Montzka, D. D., Campos, T., and Jimenez, J. L.: Fast airborne aerosol size and chemistry measurements above Mexico City and Central Mexico during the MILAGRO campaign, *Atmos. Chem. Phys.*, 8, 4027–4048, doi:10.5194/acp-8-4027-2008, 2008. 12292
- DeCarlo, P. F., Ulbrich, I. M., Crounse, J., de Foy, B., Dunlea, E. J., Aiken, A. C., Knapp, D., Weinheimer, A. J., Campos, T., Wennberg, P. O., and Jimenez, J. L.: Investigation of the sources and processing of organic aerosol over the Central Mexican Plateau from aircraft measurements during MILAGRO, *Atmos. Chem. Phys.*, 10, 5257–5280, doi:10.5194/acp-10-5257-2010, 2010. 12291
- Doughty, C. E., Flanner, M. G., and Goulden, M. L.: Effect of smoke on subcanopy shaded light, canopy temperature, and carbon dioxide uptake in an Amazon rainforest, *Global Biogeochem. Cy.*, 24, GB3015, doi:10.1029/2009GB003670, 2010. 12283
- Ekman, A. M. L., Krejci, R., Engström, A., Ström, J., de Reus, M., Williams, J., and Andreae, M. O.: Do organics contribute to small particle formation in the Amazonian upper troposphere?, *Geophys. Res. Lett.*, 35, L17810, doi:10.1029/2008GL034970, 2008. 12296
- Feingold, G., Jiang, H., and Harrington, J. Y.: On smoke suppression of clouds in Amazonia, *Geophys. Res. Lett.*, 32, L02804, doi:10.1029/2004GL021369, 2005. 12283
- Freitas, S., Longo, K., Silva Dias, M., Silva Dias, P., Chatfield, R., Prins, E., Artaxo, P., Grell, G., and Recuero, F.: Monitoring the transport of biomass burning emissions in South America, *Environ. Fluid Mech.*, 5, 135–167, doi:10.1007/s10652-005-0243-7, 2005. 12283
- Heald, C. L., Kroll, J. H., Jimenez, J. L., Docherty, K. S., DeCarlo, P. F., Aiken, A. C., Chen, Q., Martin, S. T., Farmer, D. K., and Artaxo, P.: A simplified description of the evolution of organic aerosol composition in the atmosphere, *Geophys. Res. Lett.*, 37, L08803, doi:10.1029/2010GL042737, 2010. 12287, 12288, 12291, 12292
- Huffman, J. A., Jayne, J. T., Drewnick, F., Aiken, A. C., Onasch, T., Worsnop, D. R., and Jimenez, J. L.: Design, modeling, optimization, and experimental tests of a particle beam width probe for the Aerodyne aerosol mass spectrometer, *Aerosol Sci. Tech.*, 39, 1143–1163, doi:10.1080/02786820500423782, 2005. 12286

Ground based aerosol characterization during SAMBBA

J. Brito et al.

Title Page

Abstract

Introduction

Conclusions

References

Tables

Figures

◀

▶

◀

▶

Back

Close

Full Screen / Esc

Printer-friendly Version

Interactive Discussion

- Hussein, T., Dal Maso, M., Petaja, T., Koponen, I. K., Paatero, P., Aalto, P. P., Hameri, K., and Kulmala, M.: Evaluation of an automatic algorithm for fitting the particle number size distributions, *Boreal Environ. Res.*, 10, 337–355, 2005. 12293
- Jayne, J. T., Leard, D. C., Zhang, X., Davidovits, P., Smith, K. A., Kolb, C. E., and Worsnop, D. R.: Development of an aerosol mass spectrometer for size and composition analysis of submicron particles, *Aerosol Sci. Tech.*, 33, 49–70, doi:10.1080/027868200410840, 2000. 12284
- Jimenez, J. L., Canagaratna, M. R., Donahue, N. M., Prevot, A. S. H., Zhang, Q., Kroll, J. H., DeCarlo, P. F., Allan, J. D., Coe, H., Ng, N. L., Aiken, A. C., Docherty, K. S., Ulbrich, I. M., Grieshop, A. P., Robinson, A. L., Duplissy, J., Smith, J. D., Wilson, K. R., Lanz, V. A., Hueglin, C., Sun, Y. L., Tian, J., Laaksonen, A., Raatikainen, T., Rautiainen, J., Vaattovaara, P., Ehn, M., Kulmala, M., Tomlinson, J. M., Collins, D. R., Cubison, M. J., E., Dunlea, J., Huffman, J. A., Onasch, T. B., Alfarra, M. R., Williams, P. I., Bower, K., Kondo, Y., Schneider, J., Drewnick, F., Borrmann, S., Weimer, S., Demerjian, K., Salcedo, D., Cottrell, L., Griffin, R., Takami, A., Miyoshi, T., Hatakeyama, S., Shimono, A., Sun, J. Y., Zhang, Y. M., Dzepina, K., Kimmel, J. R., Sueper, D., Jayne, J. T., Herndon, S. C., Trimborn, A. M., Williams, L. R., Wood, E. C., Middlebrook, A. M., Kolb, C. E., Baltensperger, U., and Worsnop, D. R.: Evolution of organic aerosols in the atmosphere, *Science*, 326, 1525–1529, doi:10.1126/science.1180353, 2009. 12287, 12291, 12295
- Jolleys, M. D., Coe, H., McFiggans, G., Capes, G., Allan, J. D., Crosier, J., Williams, P. I., Allen, G., Bower, K. N., Jimenez, J. L., Russell, L. M., Grutter, M., and Baumgardner, D.: Characterizing the aging of biomass burning organic aerosol by use of mixing ratios: a meta-analysis of four regions, *Environ. Sci. Technol.*, 46, 13093–13102, doi:10.1021/es302386v, 2012. 12292
- Koren, I., Kaufman, Y. J., Remer, L. A., and Martins, J. V.: Measurement of the effect of Amazon smoke on inhibition of cloud formation, *Science*, 303, 1342–1345, doi:10.1126/science.1089424, 2004. 12283
- Koren, I., Kaufman, Y. J., Rosenfeld, D., Remer, L. A., and Rudich, Y.: Aerosol invigoration and restructuring of Atlantic convective clouds, *Geophys. Res. Lett.*, 32, L14828, doi:10.1029/2005GL023187, 2005. 12283
- Krejci, R., Ström, J., de Reus, M., Hoor, P., Williams, J., Fischer, H., and Hansson, H.-C.: Evolution of aerosol properties over the rain forest in Surinam, South America, observed from aircraft during the LBA-CLAIRE 98 experiment, *J. Geophys. Res.-Atmos.*, 108, 4561, doi:10.1029/2001JD001375, 2003. 12296

**Ground based
aerosol
characterization
during SAMBBA**

J. Brito et al.

Title Page

Abstract

Introduction

Conclusions

References

Tables

Figures

◀

▶

◀

▶

Back

Close

Full Screen / Esc

Printer-friendly Version

Interactive Discussion

- Krejci, R., Ström, J., de Reus, M., Williams, J., Fischer, H., Andreae, M. O., and Hansson, H.-C.: Spatial and temporal distribution of atmospheric aerosols in the lowermost troposphere over the Amazonian tropical rainforest, *Atmos. Chem. Phys.*, 5, 1527–1543, doi:10.5194/acp-5-1527-2005, 2005. 12296
- 5 Lack, D. A., Bahreini, R., Langridge, J. M., Gilman, J. B., and Middlebrook, A. M.: Brown carbon absorption linked to organic mass tracers in biomass burning particles, *Atmos. Chem. Phys.*, 13, 2415–2422, doi:10.5194/acp-13-2415-2013, 2013. 12284
- Lanz, V. A., Alfara, M. R., Baltensperger, U., Buchmann, B., Hueglin, C., and Prévôt, A. S. H.: Source apportionment of submicron organic aerosols at an urban site by factor analytical
10 modelling of aerosol mass spectra, *Atmos. Chem. Phys.*, 7, 1503–1522, doi:10.5194/acp-7-1503-2007, 2007. 12287, 12288
- Lin, J. C., Matsui, T., Pielke, R. A., and Kummerow, C.: Effects of biomass-burning-derived aerosols on precipitation and clouds in the Amazon Basin: a satellite-based empirical study, *J. Geophys. Res.-Atmos.*, 111, D19204, doi:10.1029/2005JD006884, 2006. 12283
- 15 Malhi, Y., Roberts, J. T., Betts, R. A., Killeen, T. J., Li, W., and Nobre, C. A.: Climate change, deforestation, and the fate of the Amazon, *Science*, 319, 169–172, doi:10.1126/science.1146961, 2008. 12282
- Matthew, B. M., Middlebrook, A. M., and Onasch, T. B.: Collection efficiencies in an Aerodyne aerosol mass spectrometer as a function of particle phase for laboratory generated aerosols, *Aerosol Sci. Tech.*, 42, 884–898, doi:10.1080/02786820802356797, 2008. 12286
- 20 Mercado, L. M., Bellouin, N., Sitch, S., Boucher, O., Huntingford, C., Wild, M., and Cox, P. M.: Impact of changes in diffuse radiation on the global land carbon sink, *Nature*, 458, 1014–1017, doi:10.1038/nature07949, 2009. 12283
- Middlebrook, A. M., Bahreini, R., Jimenez, J. L., and Canagaratna, M. R.: Evaluation of composition-dependent collection efficiencies for the Aerodyne aerosol mass spectrometer using field data, *Aerosol Sci. Tech.*, 46, 258–271, doi:10.1080/02786826.2011.620041, 2012. 12286
- 25 Morgan, W. T., Allan, J. D., Bower, K. N., Highwood, E. J., Liu, D., McMeeking, G. R., Northway, M. J., Williams, P. I., Krejci, R., and Coe, H.: Airborne measurements of the spatial distribution of aerosol chemical composition across Europe and evolution of the organic fraction, *Atmos. Chem. Phys.*, 10, 4065–4083, doi:10.5194/acp-10-4065-2010, 2010. 12287
- 30 Ng, N. L., Canagaratna, M. R., Zhang, Q., Jimenez, J. L., Tian, J., Ulbrich, I. M., Kroll, J. H., Docherty, K. S., Chhabra, P. S., Bahreini, R., Murphy, S. M., Seinfeld, J. H., Hildebrandt, L.,

Ground based aerosol characterization during SAMBBA

J. Brito et al.

Title Page

Abstract

Introduction

Conclusions

References

Tables

Figures

⏪

⏩

◀

▶

Back

Close

Full Screen / Esc

Printer-friendly Version

Interactive Discussion

Donahue, N. M., DeCarlo, P. F., Lanz, V. A., Prévôt, A. S. H., Dinar, E., Rudich, Y., and Worsnop, D. R.: Organic aerosol components observed in Northern Hemispheric datasets from Aerosol Mass Spectrometry, *Atmos. Chem. Phys.*, 10, 4625–4641, doi:10.5194/acp-10-4625-2010, 2010. 12287, 12291

5 Ng, N. L., Canagaratna, M. R., Jimenez, J. L., Chhabra, P. S., Seinfeld, J. H., and Worsnop, D. R.: Changes in organic aerosol composition with aging inferred from aerosol mass spectra, *Atmos. Chem. Phys.*, 11, 6465–6474, doi:10.5194/acp-11-6465-2011, 2011a. 12288, 12291, 12292, 12310

10 Ng, N. L., Herndon, S. C., Trimborn, A., Canagaratna, M. R., Croteau, P. L., Onasch, T. B., Sueper, D., Worsnop, D. R., Zhang, Q., Sun, Y. L., and Jayne, J. T.: An Aerosol Chemical Speciation Monitor (ACSM) for routine monitoring of the composition and mass concentrations of ambient aerosol, *Aerosol Sci. Tech.*, 45, 780–794, doi:10.1080/02786826.2011.560211, 2011b. 12286

15 Oliveira, P. H. F., Artaxo, P., Pires, C., De Lucca, S., Procópio, A., Holben, B., Schafer, J., Cardoso, L. F., Wofsy, S. C., and Rocha, H. R.: The effects of biomass burning aerosols and clouds on the CO₂ flux in Amazonia, *Tellus B*, 59, 338–349, doi:10.1111/j.1600-0889.2007.00270.x, 2007. 12283

20 Ometto, J. P. H., Nobre, A. D., Rocha, H. R., Artaxo, P., and Martinelli, L. A.: Amazonia and the modern carbon cycle: lessons learned, *Oecologia*, 143, 483–500, doi:10.1007/s00442-005-0034-3, 2005. 12283

Paatero, P.: Least squares formulation of robust non-negative factor analysis, *Chemometr. Intell. Lab.*, 37, 23–35, 1997. 12288, 12289

Paatero, P. and Tapper, U.: Positive matrix factorization: a non-negative factor model with optimal utilization of error estimates of data values, *Environmetrics*, 5, 111–126, 1994. 12288

25 Pöschl, U., Martin, S. T., Sinha, B., Chen, Q., Gunthe, S. S., Huffman, J. A., Borrmann, S., Farmer, D. K., Garland, R. M., Helas, G., Jimenez, J. L., King, S. M., Manzi, A., Mikhailov, E., Pauliquevis, T., Petters, M. D., Prenni, A. J., Roldin, P., Rose, D., Schneider, J., Su, H., Zorn, S. R., Artaxo, P., and Andreae, M. O.: Rainforest aerosols as biogenic nuclei of clouds and precipitation in the Amazon, *Science*, 329, 1513–1516, doi:10.1126/science.1191056, 2010. 12282

30 Rissler, J., Swietlicki, E., Zhou, J., Roberts, G., Andreae, M. O., Gatti, L. V., and Artaxo, P.: Physical properties of the sub-micrometer aerosol over the Amazon rain forest during the

**Ground based
aerosol
characterization
during SAMBBA**

J. Brito et al.

Title Page

Abstract

Introduction

Conclusions

References

Tables

Figures

⏪

⏩

◀

▶

Back

Close

Full Screen / Esc

Printer-friendly Version

Interactive Discussion

- wet-to-dry season transition - comparison of modeled and measured CCN concentrations, *Atmos. Chem. Phys.*, 4, 2119–2143, doi:10.5194/acp-4-2119-2004, 2004. 12293
- Rissler, J., Vestin, A., Swietlicki, E., Fisch, G., Zhou, J., Artaxo, P., and Andreae, M. O.: Size distribution and hygroscopic properties of aerosol particles from dry-season biomass burning in Amazonia, *Atmos. Chem. Phys.*, 6, 471–491, doi:10.5194/acp-6-471-2006, 2006. 12293, 12295
- Schmid, O., Artaxo, P., Arnott, W. P., Chand, D., Gatti, L. V., Frank, G. P., Hoffer, A., Schnaiter, M., and Andreae, M. O.: Spectral light absorption by ambient aerosols influenced by biomass burning in the Amazon Basin. I: Comparison and field calibration of absorption measurement techniques, *Atmos. Chem. Phys.*, 6, 3443–3462, doi:10.5194/acp-6-3443-2006, 2006. 12286
- Schneider, J., Weimer, S., Drewnick, F., Borrmann, S., Helas, G., Gwaze, P., Schmid, O., Andreae, M., and Kirchner, U.: Mass spectrometric analysis and aerodynamic properties of various types of combustion-related aerosol particles, *Int. J. Mass Spectrom.*, 258, 37–49, doi:10.1016/j.ijms.2006.07.008, 2006. 12287
- Sena, E. T., Artaxo, P., and Correia, A. L.: Spatial variability of the direct radiative forcing of biomass burning aerosols and the effects of land use change in Amazonia, *Atmos. Chem. Phys.*, 13, 1261–1275, doi:10.5194/acp-13-1261-2013, 2013. 12283
- Ulbrich, I., Lechner, M., and Jimenez, J.: AMS Spectral Database, available at: <http://cires.colorado.edu/jimenez-group/AMSsd/> (last access: 1 October 2013), 2013. 12294
- Ulbrich, I. M., Canagaratna, M. R., Zhang, Q., Worsnop, D. R., and Jimenez, J. L.: Interpretation of organic components from Positive Matrix Factorization of aerosol mass spectrometric data, *Atmos. Chem. Phys.*, 9, 2891–2918, doi:10.5194/acp-9-2891-2009, 2009. 12287, 12288, 12289, 12294
- Van Krevelen, D.: Graphical-statistical method for the study of structure and reaction processes of coal, *Fuel*, 24, 269–84, 1950. 12287, 12291
- Yamasoe, M. A., von Randow, C., Manzi, A. O., Schafer, J. S., Eck, T. F., and Holben, B. N.: Effect of smoke and clouds on the transmissivity of photosynthetically active radiation inside the canopy, *Atmos. Chem. Phys.*, 6, 1645–1656, doi:10.5194/acp-6-1645-2006, 2006. 12283
- Yee, L. D., Kautzman, K. E., Loza, C. L., Schilling, K. A., Coggon, M. M., Chhabra, P. S., Chan, M. N., Chan, A. W. H., Hersey, S. P., Crounse, J. D., Wennberg, P. O., Flagan, R. C., and Seinfeld, J. H.: Secondary organic aerosol formation from biomass burning intermedi-

ates: phenol and methoxyphenols, Atmos. Chem. Phys., 13, 8019–8043, doi:10.5194/acp-13-8019-2013, 2013. 12292

Zhang, Y., Fu, R., Yu, H., Qian, Y., Dickinson, R., Silva Dias, M. A. F., da Silva Dias, P. L., and Fernandes, K.: Impact of biomass burning aerosol on the monsoon circulation transition over Amazonia, Geophys. Res. Lett., 36, L10814, doi:10.1029/2009GL037180, 2009. 12283

5

ACPD

14, 12279–12322, 2014

**Ground based
aerosol
characterization
during SAMBBA**

J. Brito et al.

Title Page

Abstract

Introduction

Conclusions

References

Tables

Figures

◀

▶

◀

▶

Back

Close

Full Screen / Esc

Printer-friendly Version

Interactive Discussion



Ground based aerosol characterization during SAMBBA

J. Brito et al.

Title Page

Abstract

Introduction

Conclusions

References

Tables

Figures

◀

▶

◀

▶

Back

Close

Full Screen / Esc

Printer-friendly Version

Interactive Discussion

Table 1. Mean values observed during SAMBBA separated between Phase I (6 to 22 September) and Phase II (22 to 30 September 2012). Non-refractory and BC_e concentrations are given in $\mu\text{g m}^{-3}$. CO is given in ppmv, aerosol number concentration (N) in 1000 particles cm^{-3} and aerosol mean diameter (D_{pg}) in nm.

Parameter	Phase I	Phase II
Organics	15.0	4.5
SO_4	0.38	0.27
NO_3	0.23	0.10
NH_4	0.6	0.3
Cl	0.01	ND*
BC_e	1.58	0.85
CO	0.67	0.40
N	6.7	4.5
D_{pg}	105	78

* Below detection limit.

Ground based aerosol characterization during SAMBBA

J. Brito et al.

Table 2. Parameters of the three log-normal fits shown in Fig. 9. The parameters N_i , σ_i and \bar{D}_i refer to mode number concentration, mean geometric diameter and geometric standard deviation, respectively, for a given aerosol diameter D as: $\frac{N_i}{\sqrt{2\pi} \log \sigma_i} e^{-(\log D - \log \bar{D}_i)^2 / 2 \log(\sigma_i)^2}$.

Mode	N_i	σ_i	\bar{D}_i
Nucleation	948	2.50	14.2
Aitken	4071	1.78	98.1
Accumulation	1063	1.48	179.1

[Title Page](#)
[Abstract](#)
[Introduction](#)
[Conclusions](#)
[References](#)
[Tables](#)
[Figures](#)
[◀](#)
[▶](#)
[◀](#)
[▶](#)
[Back](#)
[Close](#)
[Full Screen / Esc](#)
[Printer-friendly Version](#)
[Interactive Discussion](#)


Ground based aerosol characterization during SAMBBA

J. Brito et al.

Title Page

Abstract

Introduction

Conclusions

References

Tables

Figures

⏪

⏩

◀

▶

Back

Close

Full Screen / Esc

Printer-friendly Version

Interactive Discussion

Table 3. Correlation analysis of the OA factors relative to their spectra and time-series. Airborne AMS refers to the aircraft component of SAMBBA (Supplement).

	Reference spectrum/ Specie	Pearson correlation		
		Fresh BBOA	Aged BBOA	LV-OOA
Airborne AMS (flight B737)	900 m above a fire	0.96	0.55	0.37
	1 h downwind	0.94	0.73	0.59
	3 h downwind	0.74	0.86	0.80
AMS database	LV-OOA (Ng et al., 2011a)	0.56	0.97	0.98
	SV-OOA (Ng et al., 2011a)	0.86	0.83	0.66
	OOA (Ng et al., 2011a)	0.60	0.98	0.97
	BBOA (Ng et al., 2011a)	0.98	0.72	0.58
	HOA (Ng et al., 2011a)	0.76	0.44	0.23
Time series	CO (ppmv)	0.90	0.51	0.53
	Nitrate ($\mu\text{g m}^{-3}$)	0.86	0.61	0.56
	Sulfate ($\mu\text{g m}^{-3}$)	0.50	0.63	0.51
	BC _e ($\mu\text{g m}^{-3}$)	0.68	0.66	0.40

**Ground based
aerosol
characterization
during SAMBBA**

J. Brito et al.

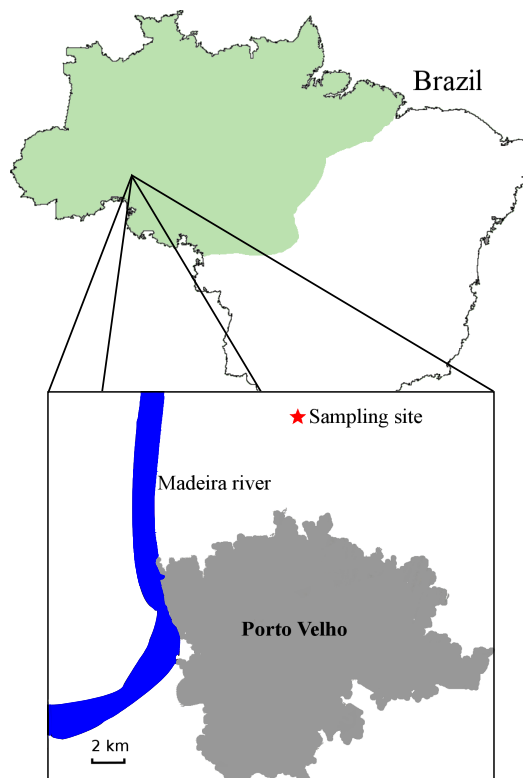
[Title Page](#)[Abstract](#)[Introduction](#)[Conclusions](#)[References](#)[Tables](#)[Figures](#)[◀](#)[▶](#)[◀](#)[▶](#)[Back](#)[Close](#)[Full Screen / Esc](#)[Printer-friendly Version](#)[Interactive Discussion](#)

Fig. 1. Map of Brazil indicating the Amazon region (in green) and detailed view of Porto Velho city and the sampling site.

Ground based
aerosol
characterization
during SAMBBA

J. Brito et al.

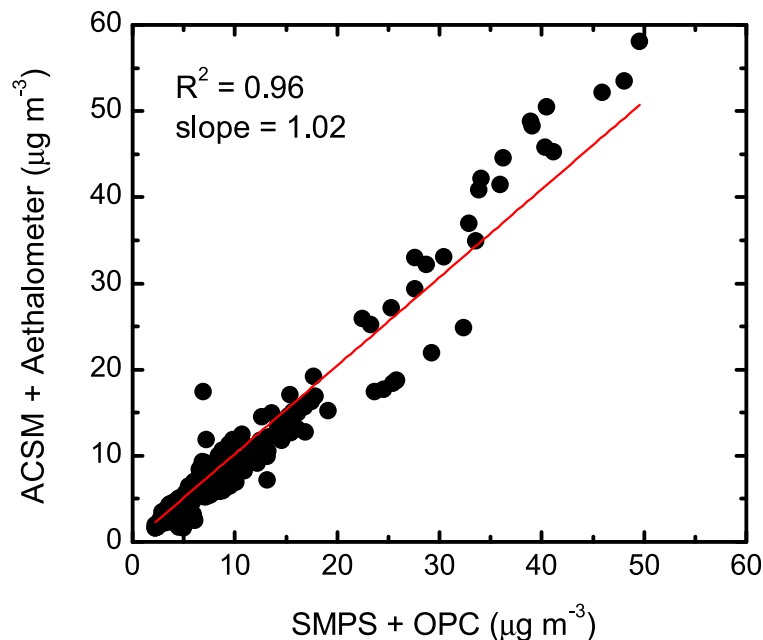


Fig. 2. Comparison between the sum of the mass concentrations of species measured by the ACSM and Aethalometer (at 880 nm) vs. integrated mass concentration obtained from SMPS and OPC in the 50–650 nm size range. Aerosol density is assumed to be 1.2 gm^{-3} .

[Title Page](#)[Abstract](#)[Introduction](#)[Conclusions](#)[References](#)[Tables](#)[Figures](#)[⏪](#)[⏩](#)[◀](#)[▶](#)[Back](#)[Close](#)[Full Screen / Esc](#)[Printer-friendly Version](#)[Interactive Discussion](#)

Ground based
aerosol
characterization
during SAMBBA

J. Brito et al.

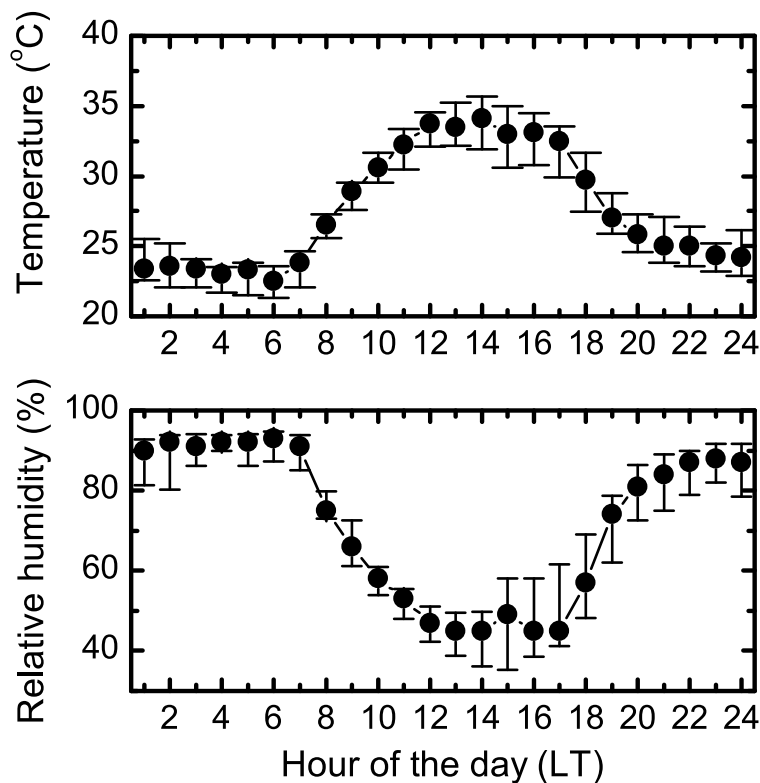


Fig. 3. Diurnal variation of meteorological parameters during the SAMBBA campaign. The top plot indicates temperature and the bottom plot relative humidity. Circles represent median values, and bars represent 10 and 90 percentiles. Data from the National Institute of Meteorology.

Ground based
aerosol
characterization
during SAMBBA

J. Brito et al.

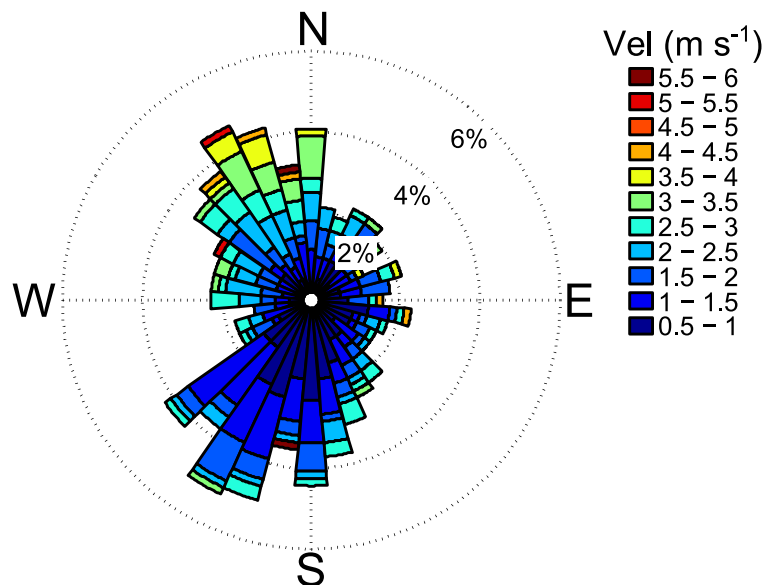


Fig. 4. Wind rose from the sampling site during the SAMBBA campaign. Data from the National Institute of Meteorology.

[Title Page](#)[Abstract](#)[Introduction](#)[Conclusions](#)[References](#)[Tables](#)[Figures](#)[⏪](#)[⏩](#)[⏴](#)[⏵](#)[Back](#)[Close](#)[Full Screen / Esc](#)[Printer-friendly Version](#)[Interactive Discussion](#)

Ground based
aerosol
characterization
during SAMBBA

J. Brito et al.

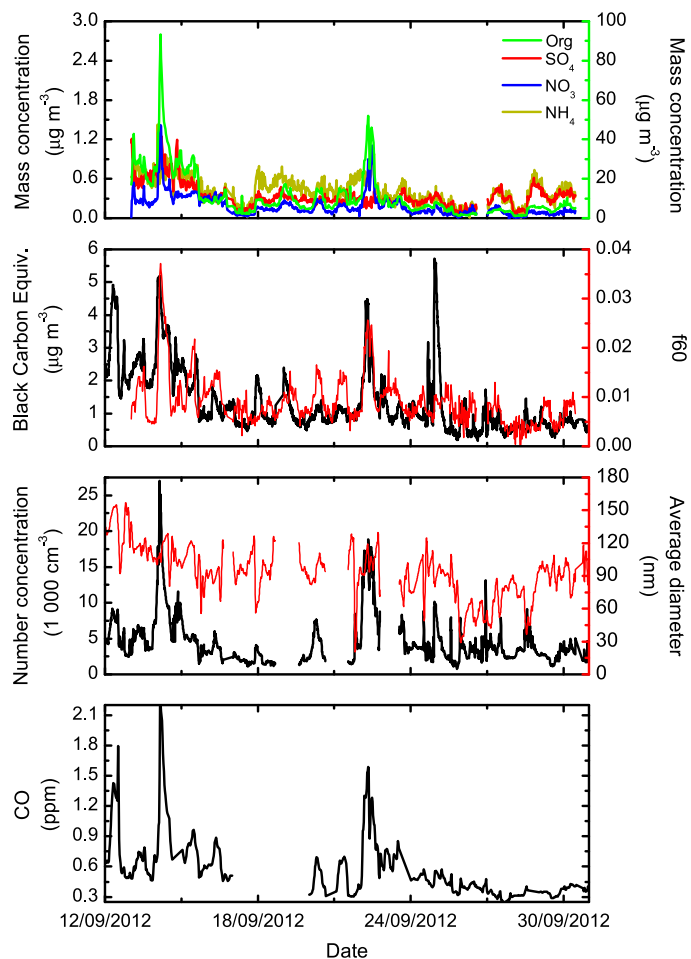


Fig. 5. Concentration time series of: organics, SO_4 , NO_3 and NH_4 (a), BC_e and f_{60} (b), particle number concentration and average diameter (c) and CO mixing ratio (d).

Ground based
aerosol
characterization
during SAMBBA

J. Brito et al.

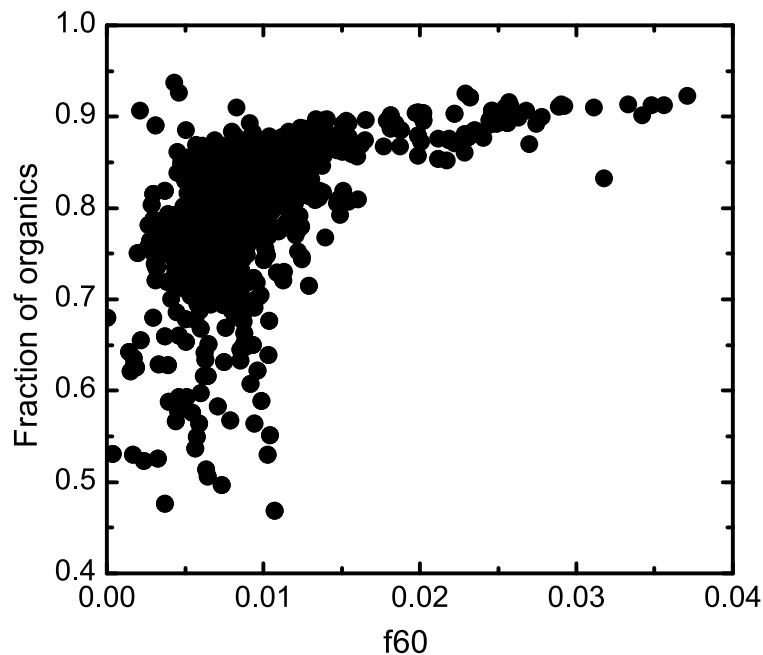


Fig. 6. The fraction of organic aerosol relative to total mass (non-refractory and BC_e) vs. f_{60} , a marker for biomass burning impacted air masses.

[Title Page](#)[Abstract](#)[Introduction](#)[Conclusions](#)[References](#)[Tables](#)[Figures](#)[◀](#)[▶](#)[◀](#)[▶](#)[Back](#)[Close](#)[Full Screen / Esc](#)[Printer-friendly Version](#)[Interactive Discussion](#)

Ground based aerosol characterization during SAMBBA

J. Brito et al.

Title Page

Abstract

Introduction

Conclusions

References

Tables

Figures

◀

▶

◀

▶

Back

Close

Full Screen / Esc

Printer-friendly Version

Interactive Discussion

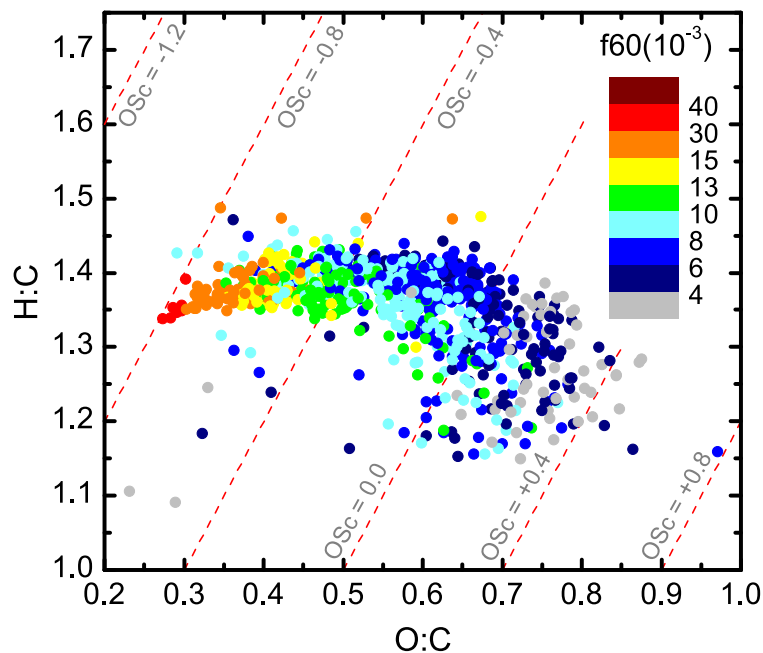


Fig. 7. Representation of the OA components into the VK-triangle diagram. The estimated carbon oxidation states ($\overline{OSc} \approx 2 \times O/C - H/C$) are shown as red dotted lines.

Ground based
aerosol
characterization
during SAMBBA

J. Brito et al.

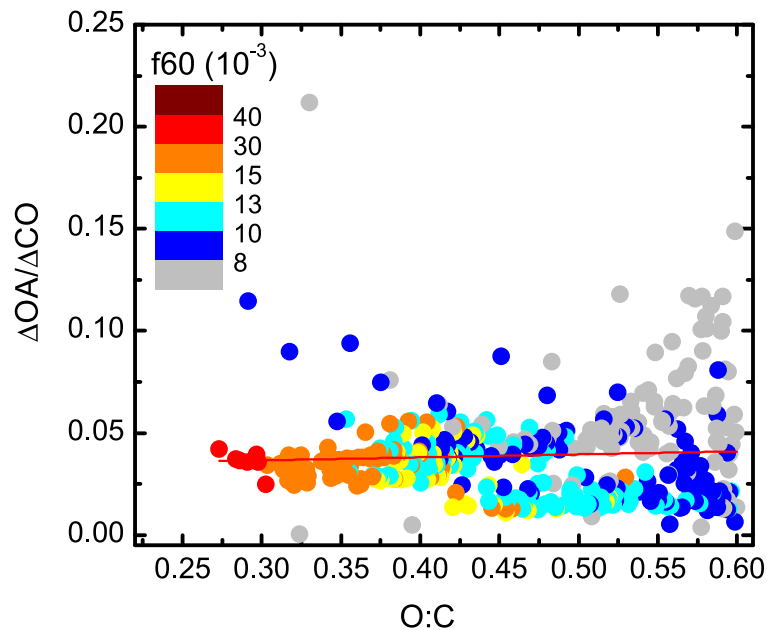


Fig. 8. $\Delta\text{OA}/\Delta\text{CO}$ mass ratios vs. O : C ratio, a surrogate for OA chemical processing. The red line indicates a linear fit.

[Title Page](#)[Abstract](#)[Introduction](#)[Conclusions](#)[References](#)[Tables](#)[Figures](#)[⏪](#)[⏩](#)[◀](#)[▶](#)[Back](#)[Close](#)[Full Screen / Esc](#)[Printer-friendly Version](#)[Interactive Discussion](#)

Ground based
aerosol
characterization
during SAMBBA

J. Brito et al.

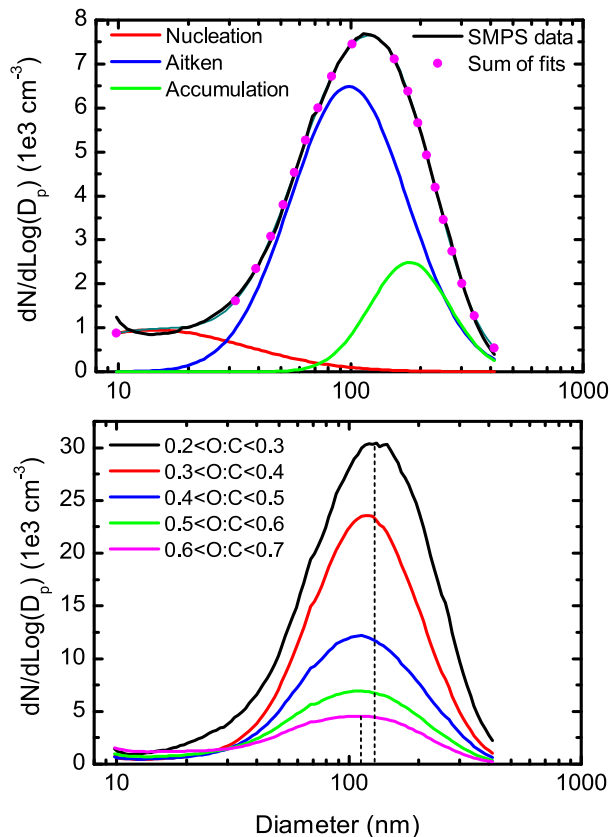


Fig. 9. Top: average aerosol size distribution observed at ground level during SAMBBA. The average particle number concentration and diameter were $5\,800\text{ cm}^{-3}$ and 94.4 nm , respectively. Log-normal fit parameters are shown in Table 2. Bottom: solid line shows the average size distribution based on different O : C ranges. The dashed line indicates size distribution centroid for fresh (130 nm) and aged aerosol (110 nm).

Ground based
aerosol
characterization
during SAMBBA

J. Brito et al.

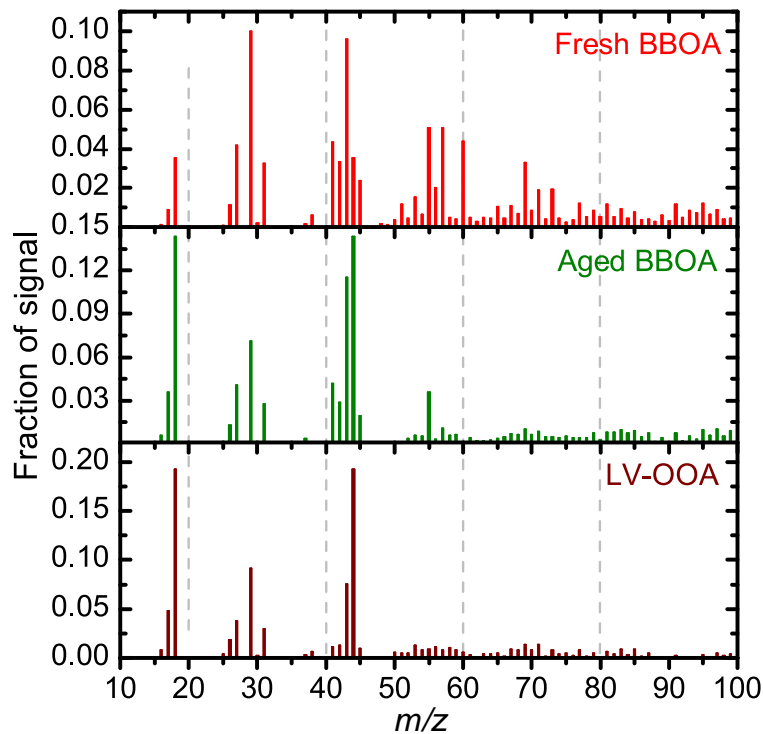


Fig. 10. Mass spectra in fraction of signal of PMF factors, Fresh BBOA, Aged BBOA and LV-OOA. Phase I is from 6 to 22 September and Phase II from 22 to 30 September 2012.

[Title Page](#)[Abstract](#)[Introduction](#)[Conclusions](#)[References](#)[Tables](#)[Figures](#)[⏪](#)[⏩](#)[⏴](#)[⏵](#)[Back](#)[Close](#)[Full Screen / Esc](#)[Printer-friendly Version](#)[Interactive Discussion](#)

**Ground based
aerosol
characterization
during SAMBBA**

J. Brito et al.

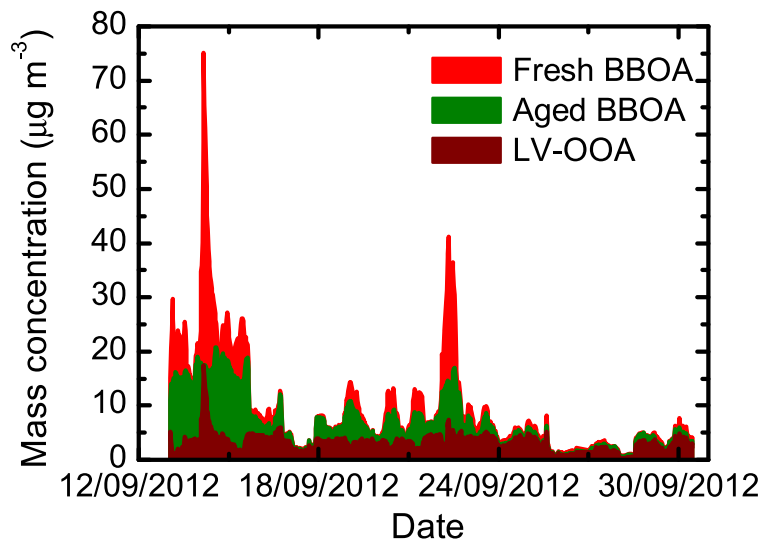


Fig. 11. Organic aerosol loading time series with color-coded contribution of identified PMF factors.

[Title Page](#)[Abstract](#)[Introduction](#)[Conclusions](#)[References](#)[Tables](#)[Figures](#)[⏪](#)[⏩](#)[◀](#)[▶](#)[Back](#)[Close](#)[Full Screen / Esc](#)[Printer-friendly Version](#)[Interactive Discussion](#)

Ground based
aerosol
characterization
during SAMBBA

J. Brito et al.

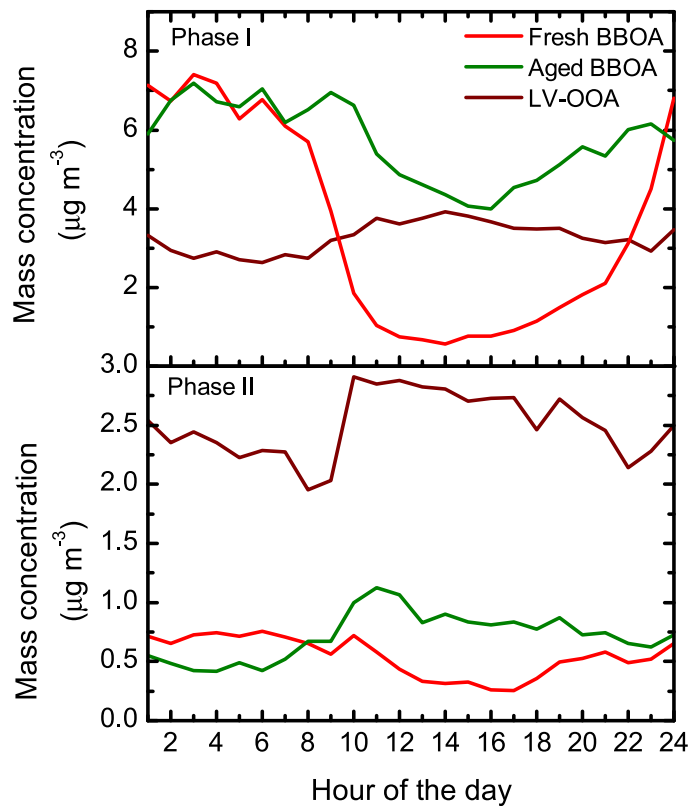


Fig. 12. Diurnal variation of the three factors identified through PMF: Fresh BBOA, Aged BBOA and LV-OOA. Phase I refers to the period between 6 to 22 September and Phase II from 22 to 30 September 2012.