

Interactive comment on “Total ozone trends and variability during 1979–2012 from merged datasets of various satellites” by W. Chehade et al.

W. Chehade et al.

chehade@iup.physik.uni-bremen.de

Received and published: 28 March 2014

The answers and supporting figures to the comment of Referee 1 are provided as supplements

Please also note the supplement to this comment:

<http://www.atmos-chem-phys-discuss.net/13/C13156/2014/acpd-13-C13156-2014-supplement.pdf>

Interactive comment on Atmos. Chem. Phys. Discuss., 13, 30407, 2013.

Full Screen / Esc

Printer-friendly Version

Interactive Discussion

Discussion Paper



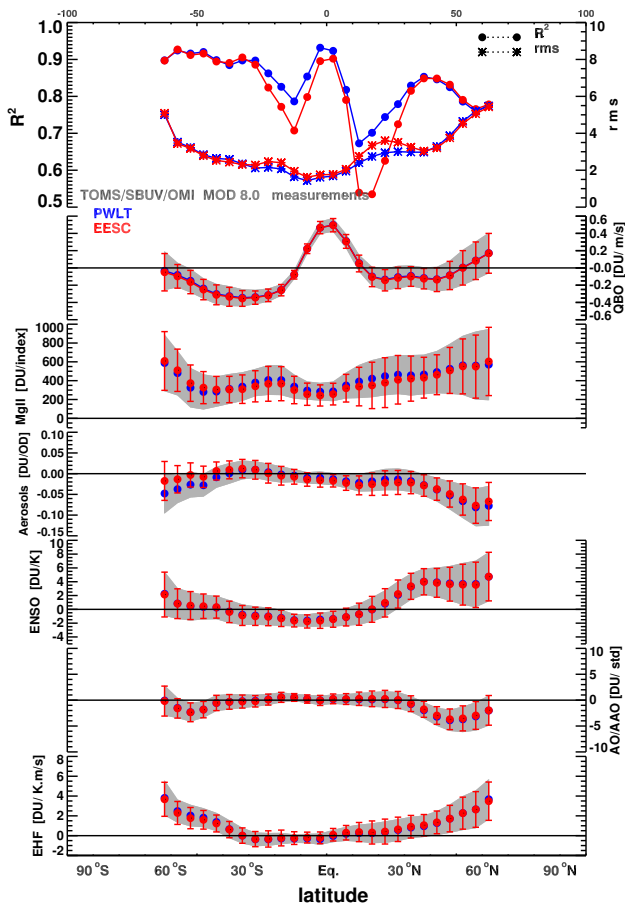
[Interactive
Comment](#)

Fig. 1. Differences between the zonal proxy contributions estimated from EESC and PWLT regressions for MOD 8.0 dataset.

[Full Screen / Esc](#)[Printer-friendly Version](#)[Interactive Discussion](#)[Discussion Paper](#)

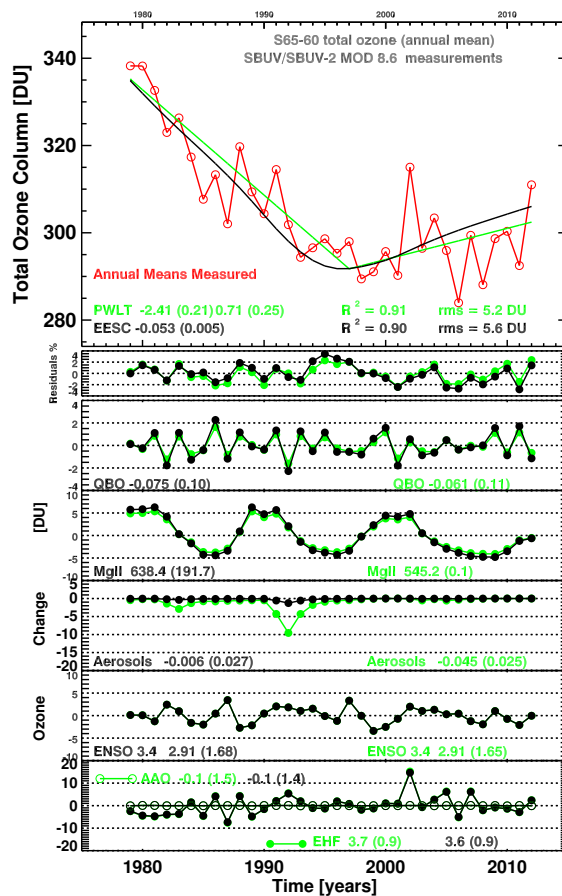


Fig. 2. Differences between the proxy contributions estimated from EESC and PWLT regressions for MOD 8.6 dataset for the 60–65°S latitude band.

Full Screen / Esc

Printer-friendly Version

Interactive Discussion

Discussion Paper



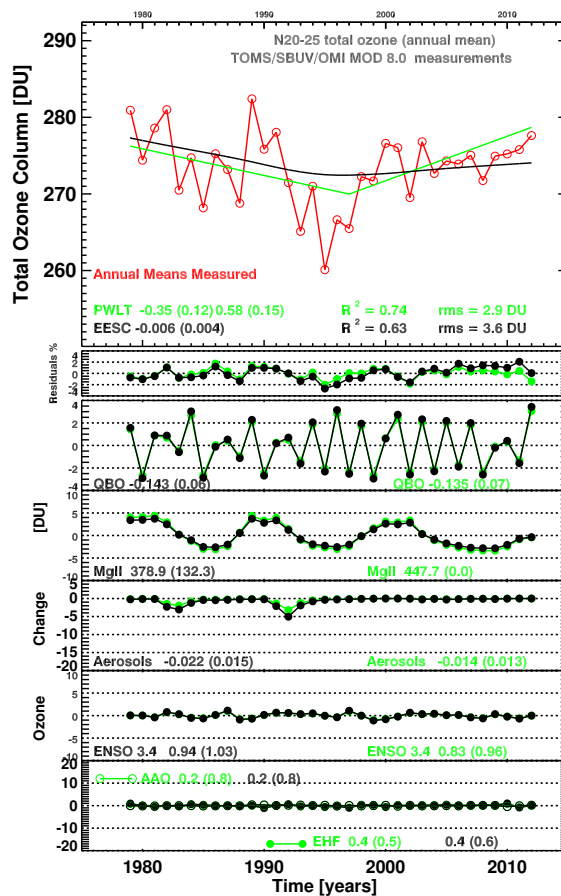


Fig. 3. Differences between the proxy contributions estimated from EESC and PWLT regressions for MOD 8.0 dataset for the 20–25°N latitude band.