

This discussion paper is/has been under review for the journal Atmospheric Chemistry and Physics (ACP). Please refer to the corresponding final paper in ACP if available.

**Modeling the surface
tension of complex**

A. N. Schwier et al.

Modeling the surface tension of complex, reactive organic-inorganic mixtures

A. N. Schwier^{1,*}, G. A. Viglione¹, Z. Li^{1,**}, and V. F. McNeill¹

¹Department of Chemical Engineering, Columbia University, New York, NY 10027, USA

* now at: Université Blaise Pascal, Laboratoire de Météorologie Physique, CNRS/OPGC, UMR6016, France

** now at: University of Florida, Department of Chemical Engineering, USA

Received: 9 December 2012 – Accepted: 26 December 2012 – Published: 8 January 2013

Correspondence to: V. F. McNeill (vfm2103@columbia.edu)

Published by Copernicus Publications on behalf of the European Geosciences Union.

Title Page

Abstract

Introduction

Conclusions

References

Tables

Figures

◀

▶

◀

▶

Back

Close

Full Screen / Esc

Printer-friendly Version

Interactive Discussion



Abstract

Atmospheric aerosols can contain thousands of organic compounds which impact aerosol surface tension, affecting aerosol properties such as cloud condensation nuclei (CCN) ability. We present new experimental data for the surface tension of complex, reactive organic-inorganic aqueous mixtures mimicking tropospheric aerosols. Each solution contained 2–6 organic compounds, including methylglyoxal, glyoxal, formaldehyde, acetaldehyde, oxalic acid, succinic acid, leucine, alanine, glycine, and serine, with and without ammonium sulfate. We test two surface tension models and find that most reactive, complex, aqueous organic mixtures which do not contain salt are well-described by a weighted Szyszkowski–Langmuir (S–L) model which was first presented by Henning et al. (2005). Two approaches for modeling the effects of salt were tested: (1) the Tuckermann approach (an extension of the Henning model with an additional explicit salt term), and (2) a new implicit method proposed here which employs experimental surface tension data obtained for each organic species in the presence of salt used with the Henning model. We recommend the use of method (2) for surface tension modeling because the Henning model (using data obtained from organic-inorganic systems) and Tuckermann approach provide similar modeling fits and goodness of fit (χ^2) values, yet the Henning model is a simpler and more physical approach to modeling the effects of salt, requiring less empirically determined parameters.

1 Introduction

Surface-active organics can impact the cloud nucleating ability of atmospheric aerosols by lowering the surface tension, thus influencing the supersaturation required for cloud droplet activation as described by Köhler Theory (Asa-Awuku et al., 2008; Facchini et al., 1999, 2000; Hitznerberger et al., 2002; Kiss et al., 2005; Novakov and Penner, 1993; Salma et al., 2006; Shulman et al., 1996). Up to thousands of surface-active compounds, many of which remain unspiciated, can be present in ambient aerosols

ACPD

13, 549–580, 2013

Modeling the surface tension of complex

A. N. Schwier et al.

Title Page

Abstract

Introduction

Conclusions

References

Tables

Figures

◀

▶

◀

▶

Back

Close

Full Screen / Esc

Printer-friendly Version

Interactive Discussion



and the combined effect of these species on surface tension is highly dependent on aerosol composition (ionic content, pH) and environmental conditions (temperature, relative humidity). Chemical reactions among aerosol components may also influence surface tension.

In order to improve our understanding of cloud nucleation by mixed organic-inorganic aerosols, it is desirable to model their surface tension. In view of a bottom-up approach to modeling surface tension in aerosols, laboratory studies have been performed on aqueous solutions containing single organic species, with and without inorganic electrolytes present (Aumann et al., 2010; Aumann and Tabazadeh, 2008; Cosman et al., 2008; Cosman and Bertram, 2008; Dash and Mohanty, 1997; Ekström et al., 2009; Hyvärinen et al., 2006; Knopf and Forrester, 2011; Nozière et al., 2010; Reid et al., 2011; Riipinen et al., 2007; Sareen et al., 2010; Schwier et al., 2012; Shapiro et al., 2009; Shulman et al., 1996; Tuckermann, 2007; Varga et al., 2007). Fewer studies have focused on specific atmospherically relevant complex mixtures of organics (Henning et al., 2005; Li et al., 2011; Schwier et al., 2010; Svenningsson et al., 2006; Topping et al., 2007; Tuckermann and Cammenga, 2004) The temperature-dependent relationship between organic concentration and surface tension can be described by the semi-empirical Szyszkowski–Langmuir (S–L) equation (Langmuir, 1917),

$$\sigma = \sigma_0 - aT \ln(1 + bC) \quad (1)$$

where σ_0 is the surface tension of the solution in the absence of organics, T is temperature (K), C is the molality of the organic ($\text{mol carbon (kg H}_2\text{O)}^{-1}$), and a and b are fit parameters corresponding to the organic. This equation has been used successfully to model surface tension depression in aqueous solutions by both isolated organics and complex mixtures (Facchini et al., 1999; Li et al., 2011; Schwier et al., 2010, 2012; Tuckermann, 2007). In different studies, Henning et al. (2005) and Tuckermann and Cammenga (2004) used modified S–L equations to describe non-reactive organic systems, assuming linearly additive contributions of each organic species to the total surface tension depression. Henning et al. (2005) was accurately able to model the

Modeling the surface tension of complex

A. N. Schwier et al.

Title Page

Abstract

Introduction

Conclusions

References

Tables

Figures

◀

▶

◀

▶

Back

Close

Full Screen / Esc

Printer-friendly Version

Interactive Discussion



experimental results of binary mixtures of adipic and succinic acid in 2% NaCl solutions (by mass), whereas Tuckermann and Cammenga (2004) described complex mixtures of up to six organic components (humic acid, pinonic acid, azelaic acid, levoglucosan, 3-hydroxybenzoic acid, 3-hydroxybutanoic acid) well.

5 Other surface tension models capable of describing multi-component systems (multiple organics and electrolytes) have been developed based on thermodynamic principles and experimental data. Binary and higher order inorganic systems (with some addition of organic acids) have been described by using thermodynamic analysis (Hu and Lee, 2004; Li et al., 1999; Li and Lu, 2001). Complex organic systems have also
10 been described by thermodynamic analysis, requiring, for example, surface tension or adsorption isotherm data, molar surface area and surface pressure of the surfactants and solvent (Fainerman et al., 2002; Fainerman and Miller, 2001); however, many thermodynamic properties of the organics relevant for atmospheric aerosols are unknown. Topping et al. (2007) studied binary and higher order systems of organics (levoglucosan, succinic acid, fulvic acid, pinonic acid, oxalic acid) in salt solutions ((NH₄)₂SO₄,
15 NaCl, NH₄NO₃) and compared experimental results with those of different modeling techniques, including those of Li and Lu (2001), Suarez et al. (1989), and Tamura et al. (1955). They found that aqueous solutions of isolated and mixed organics were described well by the model of Li and Lu (2001) or modified versions thereof, but that
20 the models did not perform as well after inorganics were introduced. Booth et al. (2009) followed a similar procedure as Topping et al. (2007) and modeled C₂–C₆ straight chain dicarboxylic acids with (NH₄)₂SO₄, NaCl, Na₂SO₄, or NH₄NO₃ using three different thermodynamic models. They found that no model accurately described the experimental systems, although the methodology of Li and Lu (2001) performed the best,
25 and they recommended including surface-bulk partitioning and “salting-out” of the organic material to improve the agreement between model and experiment.

While much progress has been made on modeling nonreactive systems, aqueous aerosols and cloud droplets provide an environment for chemical reactions between water-soluble organics. This has recently been identified as an important source of

Modeling the surface tension of complex

A. N. Schwier et al.

Title Page

Abstract

Introduction

Conclusions

References

Tables

Figures

◀

▶

◀

▶

Back

Close

Full Screen / Esc

Printer-friendly Version

Interactive Discussion



secondary organic aerosol (SOA) material (Ervens and Volkamer, 2010; Li et al., 2011; Nopmongkol et al., 2007; Sareen et al., 2010; Schwier et al., 2010; Shapiro et al., 2009; Tan et al., 2010). Carbonyl-containing species, such as glyoxal, methylglyoxal, and acetaldehyde, have been shown to react with one another in aqueous solution (Li et al., 2011; Sareen et al., 2010; Schwier et al., 2010; Shapiro et al., 2009) as well as with amino acids. Recently, Wang et al. (2010) proposed the Mannich reaction pathway to explain the presence of high molecular weight nitrogen-containing organic salts in collected urban Shanghai aerosol. Nozière and Córdoba (2008) studied different amino acids and acetaldehyde at acidic conditions and determined that cross-reaction products were formed by either the Mannich reaction pathway or through aldol condensation. De Haan and coworkers investigated SOA formation of glyoxal and methylglyoxal with amino acids and amine functional groups and detected the presence of high molecular weight oligomers and nitrogen-containing compounds (De Haan et al., 2009a,b, 2010).

Few studies have attempted to model the surface tension behavior of complex systems where many of the species can interact and undergo aqueous-phase reactions to form different compounds (Li et al., 2011; Schwier et al., 2010); unsurprisingly, this task has proven challenging. The surface tension depression of an aqueous mixture containing methylglyoxal and glyoxal, which undergo similar aqueous-phase chemistry, was successfully modeled using a sum of the individual organic contributions to surface tension, even though cross-reactions were found to be responsible for a large portion of the organic mass present (Schwier et al., 2010). However, the surface tension depression of tertiary reactive organic systems (acetaldehyde, formaldehyde, and methylglyoxal) was consistently under-predicted by the additive Henning model (Li et al., 2011). The presence of inorganic components in these systems also brings in additional uncertainties since the inorganic species may participate in the aqueous chemistry (Nozière et al., 2009, 2010; Nozière and Córdoba, 2008; Sareen et al., 2010; Schwier et al., 2010), in addition to nonreactive salt-organic interactions (such as “salt-ing out”) which may influence surface tension (Li et al., 1998; Matijevic and Pethica,

Modeling the surface tension of complex

A. N. Schwier et al.

Title Page

Abstract

Introduction

Conclusions

References

Tables

Figures

◀

▶

◀

▶

Back

Close

Full Screen / Esc

Printer-friendly Version

Interactive Discussion



1958; Setschenow, 1889). Currently, few datasets exist with surface tension information for organics in near-saturated salt solutions, typical of atmospheric aerosols (Li et al., 2011; Sareen et al., 2010; Schwier et al., 2010, 2012), so the effect of salts is still not well-parameterized for use in models of aerosol surface tension.

5 Here, we present experimental measurements of surface tension in complex, reactive, aqueous organic-inorganic systems (2–6 organic compounds). We use this dataset to test semi-empirical approaches for modeling the surface tension of mixed organic-inorganic aqueous solutions and provide recommendations for modeling surface tension depression in aerosol systems.

10 2 Experimental methods

2.1 Solution preparation

Aqueous solutions were prepared and tested at 24 h after mixing for all systems analyzed (in order to allow the reactive system to equilibrate). The following organics were used in different combinations and concentrations to model complex surface tension effects: methylglyoxal (40 wt% aqueous stock solution, Aldrich), glyoxal (40 wt% aqueous stock solution, Alfa Aesar), formaldehyde (37 wt% aqueous stock solution, Sigma Aldrich), acetaldehyde (99.5 %, Sigma Aldrich), oxalic acid (dihydrate, Fisher Scientific), succinic acid (99 %, Acros Organics), DL-leucine (Sigma Aldrich), DL-alanine (99 %, Acros Organics), glycine (Fischer Scientific), and L-serine (Sigma Aldrich). The amino acids were chosen for this study due to their known presence in atmospheric aerosols and ice nuclei (Szyrmer and Zawadzki, 1997; Zhang and Anastasio, 2003) as well as their surfactant character (i.e. hydrophobicity from the -R side group). The different mixtures studied in this work are shown in Table 1. Most solutions were tested at atmospherically relevant concentrations and beyond (≤ 1 M total organic) in order to elucidate the behavior of the mixture as a function of organic concentration; however, Zhang and Anastasio (2003) was used as a basis for atmospherically relevant

Modeling the surface tension of complex

A. N. Schwier et al.

[Title Page](#)[Abstract](#)[Introduction](#)[Conclusions](#)[References](#)[Tables](#)[Figures](#)[◀](#)[▶](#)[◀](#)[▶](#)[Back](#)[Close](#)[Full Screen / Esc](#)[Printer-friendly Version](#)[Interactive Discussion](#)

amino acid in-particle concentrations. Solutions were made in Millipore water alone or with ammonium sulfate at near-saturated concentrations (3.1 M $(\text{NH}_4)_2\text{SO}_4$) in order to mimic the composition of aqueous aerosols (Tang et al., 1997; Tang and Munkelwitz, 1994). The natural pH of solutions containing $(\text{NH}_4)_2\text{SO}_4$ varied from 2.7–5.9; in H_2O , the pH was slightly higher, typically between 4.3 and 5.7 (though it reached pH 8 for some mixtures). Mixtures using methylglyoxal and glyoxal were slightly acidic due to the presence of trace impurities of pyruvic acid and glyoxylic acid from the 40 wt% stock solutions, respectively. All of the reaction mixtures fell within the bounds of atmospherically relevant pH for tropospheric aerosols (\sim pH 0–8) (Keene et al., 2004; Zhang et al., 2007). The solutions were stored in 100 mL Pyrex volumetric flasks, without further protection from ambient light. The complex mixture involving 6 organics was studied at different total organic concentrations, but always with the same fixed relative ratios of the organics to one another, based on ambient field measurements: Ambient in-particle concentrations of methylglyoxal, glyoxal, oxalic and succinic acids were taken from Kawamura and Yasui (2005), and acetaldehyde and formaldehyde in-particle concentrations were used from Grosjean (1982); all concentrations are shown in Table 2. These concentrations were used to determine the mass wt% of each component, and by assuming an average molecular weight of the organics, the relative amount of each species at a specified total organic concentration was calculated.

2.2 Surface tension measurements

Our approach for surface tension measurements has previously been described (Li et al., 2011; Schwier et al., 2012). Briefly, droplets of the bulk solutions formed at the tip of a 100 μL syringe, where they equilibrated over time scales of 2–5 minutes at room temperature (approximately 25 °C). Image capture software was used to take an image of the droplet before it detached and fell from the syringe following the methodology of Anastasiadis et al. (1987). An edge detection software program was then used to analyze the droplet in MATLAB 7.0 (The MathWorks, Inc.) following Canny (1986).

Modeling the surface tension of complex

A. N. Schwier et al.

Title Page

Abstract

Introduction

Conclusions

References

Tables

Figures

◀

▶

◀

▶

Back

Close

Full Screen / Esc

Printer-friendly Version

Interactive Discussion



Surface tension was determined by Adamson and Gast (1997):

$$\sigma = \frac{\Delta\rho g d_e^2}{H} \quad (2)$$

where σ is the surface tension, $\Delta\rho$ is the difference in the density between the surrounding gas medium (air) and the droplet, g is the acceleration due to gravity, d_e is the equatorial diameter of the droplet and H is the shape factor calculated following Juza (1997). An average of 5–8 drops was used to calculate the surface tension. The density of each solution was determined in triplicate using an analytical balance (Denver Instruments).

2.3 Surface tension modeling

Henning et al. (2005) modified the S–L equation to describe surface tension depression in complex non-reactive systems. That model accounts for a linear combination of the hypothetical total surface tension depression if each species accounted for all the organic material in the system, weighted by the fractional contribution of that species to total carbon content:

$$\sigma = \sigma_o - \sum_i \chi_i a_i T \ln(1 + b_i C) \quad (3)$$

where χ_i is the carbon content of the i -th organic within the complex mixture ($\chi_i = C_i C^{-1}$), and a_i and b_i are the fit parameters of the i -th organic.

We proposed previously (Schwier et al., 2010) to model surface tension depression in reactive inorganic-organic systems as a direct linear combination of the contribution of each organic species to the surface tension based on its concentration:

$$\sigma = \sigma_o - \sum_i a_i T \ln(1 + b_i C_i) \quad (4)$$

Modeling the surface tension of complex

A. N. Schwier et al.

Title Page

Abstract

Introduction

Conclusions

References

Tables

Figures

◀

▶

◀

▶

Back

Close

Full Screen / Esc

Printer-friendly Version

Interactive Discussion



The S–L equation has been used to describe aqueous organic solutions and organics in dilute salt solutions (Facchini et al., 1999; Henning et al., 2005; Tuckermann and Cammenga, 2004), although most aerosols are saturated with respect to the inorganic (Tang et al., 1997; Tang and Munkelwitz, 1994). Tuckermann (2007) extended the S–L equation to model the effects of electrolytes on the surface tension of mixed organic-inorganic solutions, with a separate term to account for salt-organic interactions as follows:

$$\sigma = \sigma_{\text{H}_2\text{O}} + \left(\frac{\Delta\sigma}{\Delta C_{\text{salt}}} \right) c_{\text{salt}} - aT \ln(1 + bC) + kc_{\text{salt}} \ln(1 + bC) \quad (5)$$

where c_{salt} is the inorganic concentration, $\frac{\Delta\sigma}{\Delta C_{\text{salt}}}$ is the change in surface tension due to the inorganic species, and k is a fit parameter. They found that k behaved as a function of C , and that at small C concentrations ($C \leq 0.01 \text{ gL}^{-1}$), k was positive, while at larger C concentrations, k became negative and most likely converged. They stated that the term describing salt-organic interactions would need to be further specified from future studies. We have taken two approaches toward accounting for the effects of electrolytes in this study. In the first approach, we modified Eq. (5) as follows to describe complex systems with multiple organics:

$$\sigma = \sigma_{\text{H}_2\text{O}} + \left(\frac{\Delta\sigma}{\Delta C_{\text{salt}}} \right) c_{\text{salt}} - \sum_i \chi_i a_i T \ln(1 + b_i C) + kc_{\text{salt}} \sum_i \chi_i \ln(1 + b_i C) \quad (6)$$

In the second approach, which we introduce for the first time here, we determined the fit parameters (a and b) from experimental measurements of surface tension depression by the individual organics in 3.1 M $(\text{NH}_4)_2\text{SO}_4$ solutions, and used these parameters in Eqs. (3) or (4) without any additional parameters.

In the following sections, for aqueous solutions of organics with no salt present, we present experimental data and model fits using the fit parameters of the organics in water in Eqs. (3, 4), represented as “Henning” or “Schwier2010”, respectively ($\sigma_0 = 72.5$).

Modeling the surface tension of complex

A. N. Schwier et al.

Title Page

Abstract

Introduction

Conclusions

References

Tables

Figures

◀

▶

◀

▶

Back

Close

Full Screen / Esc

Printer-friendly Version

Interactive Discussion



For aqueous mixtures containing organics and 3.1 M $(\text{NH}_4)_2\text{SO}_4$, we present experimental data and complex modeled fits using: (1) the fit parameters of the organics in water (“W”) and (2) the fit parameters of the organics in 3.1 M $(\text{NH}_4)_2\text{SO}_4$ (“S”), in Eqs. (3, 4), represented as “Henning” or “Schwier2010”, respectively. In both models, for both fit parameters (W and S), we use $\sigma_o = 78.5$, the surface tension of 3.1 M $(\text{NH}_4)_2\text{SO}_4$, taken from (Washburn, 2003). Water fit parameters have been shown previously to describe organic mixtures in low concentrations of salt (Henning et al., 2005); this approach carries with it the implicit assumption that the addition of salt does not enhance the surface tension depression behavior of the organic in H_2O , via “salting out” or any organic-inorganic reactions that may be occurring. Water fit parameters have been determined experimentally for multiple organics (Gaman, 2004; Svenningsson et al., 2006). Few experimental datasets exist for organics in high ionic concentration solutions, yet it has been shown that surface tension depression can deviate significantly in the presence of inorganic species. Some of the fit parameters have been previously published from this group (Li et al., 2011; Sareen et al., 2010); a list of all fit parameters in H_2O and $(\text{NH}_4)_2\text{SO}_4$ used in this study can be found in the Supplemental Information. Model fits were determined by using a nonlinear least squares fit method, weighted by the standard deviation of the experimental surface tension data.

3 Results

The following sections compare the ability of the different modeling methods described in Sect. 2.3 to describe each experimental dataset. Figures 1 and S1–S3, organics in aqueous solutions, have 2 plots: (a), (b) are the Henning model (Eq. 3) and the Schwier2010 model (Eq. 4) with water fit parameters (W), respectively. Figures 2–7 and S4–S12, organics in ionic solutions, have 4 plots: (a) and (c) are the Henning model and Schwier2010 model with $(\text{NH}_4)_2\text{SO}_4$ fit parameters (S), respectively; (b) and (d) are the same with water fit parameters (W), respectively. In all figures, the black dots represent the experimental data, the black line is the model fit, and the gray

Modeling the surface tension of complex

A. N. Schwier et al.

[Title Page](#)[Abstract](#)[Introduction](#)[Conclusions](#)[References](#)[Tables](#)[Figures](#)[◀](#)[▶](#)[◀](#)[▶](#)[Back](#)[Close](#)[Full Screen / Esc](#)[Printer-friendly Version](#)[Interactive Discussion](#)

lines show the standard deviation of the model fit. The “goodness of fit” (χ^2) of the model fit is also shown in each plot, calculated by

$$\chi^2 = \sum_{n=1}^N \frac{(ST_{\text{model},n} - ST_{\text{exp},n})^2}{ST_{\text{exp},n}} \quad (7)$$

where N is the number of observations in a given dataset, $ST_{\text{model},n}$ is the model surface tension prediction, and $ST_{\text{exp},n}$ is the experimental surface tension value.

3.1 Acetaldehyde + amino acids

Solutions of 0.05 M acetaldehyde and varying concentrations of alanine, glycine, leucine or serine (0–0.02 M) were tested in both water and 3.1 M $(\text{NH}_4)_2\text{SO}_4$. Acetaldehyde has previously been shown to depress surface tension in aqueous and ionic solutions (Li et al., 2011). Figures 1 and 2 show acetaldehyde-leucine mixtures in H_2O and in 3.1 M $(\text{NH}_4)_2\text{SO}_4$, respectively. The Henning approach describes the experimental data in water best (Fig. 1a, $\chi^2 = 0.077$), but in salt solutions, the Schwier2010 model using water fit parameters best describes the system (Fig. 2d, $\chi^2 = 0.07$). The over-estimation using salt parameters by both models indicates that any reaction products forming between acetaldehyde and leucine must be less surface active than the contributions of the individual organics. The Schwier2010 model using either water or salt fit parameters has larger standard deviation than the Henning model; this is due to the lack of a weighted term, χ_i , which acts to narrow the deviation spread (Figs. 1b, 2c, d). In Fig. 2, the salt fit parameters over-predict the surface tension depression of the experimental data. The Henning model (Eq. 3) describes the acetaldehyde-serine experimental data in both H_2O and $(\text{NH}_4)_2\text{SO}_4$ well (Fig. S3, $\chi_i = 0.099$, and S6, $\chi_{i,\text{avg}} \sim 0.197$), while the Schwier2010 model slightly overestimates surface tension depression. In control experiments, no surface tension depression was observed in solutions of glycine or alanine in 3.1 M $(\text{NH}_4)_2\text{SO}_4$, so no fit parameters were calculated; due to this, the models using salt fit parameters

Modeling the surface tension of complex

A. N. Schwier et al.

[Title Page](#)[Abstract](#)[Introduction](#)[Conclusions](#)[References](#)[Tables](#)[Figures](#)[◀](#)[▶](#)[◀](#)[▶](#)[Back](#)[Close](#)[Full Screen / Esc](#)[Printer-friendly Version](#)[Interactive Discussion](#)

are only fit with acetaldehyde/ $(\text{NH}_4)_2\text{SO}_4$ parameters. The acetaldehyde-glycine and acetaldehyde-alanine mixtures in H_2O and $(\text{NH}_4)_2\text{SO}_4$ are described by both models well, but in the presence of $(\text{NH}_4)_2\text{SO}_4$, the salt parameters describe the experimental data better (Figs. S1, S2, S4, and S5).

3.2 Glyoxal/methylglyoxal + amino acids

Experimental data of 0.05 M glyoxal with varying concentrations of serine (0–0.02 M) is not well represented by either model (Fig. 3, $\chi_{i,\text{avg}} = 0.517$). Glyoxal is not surface active in water or salt solutions (Shapiro et al., 2009), so only the fit parameters of serine are used to describe this mixture. It is possible that glyoxal is affecting the ability of serine to depress surface tension by occupying available surface sites at the interface; reaction products between glyoxal and serine that are less surface active than serine itself could also be forming. This could explain why the models overestimate the surface tension of the experimental data. Mixtures of 0.05 M glyoxal and varying amounts of glycine (0–0.02 M) in $(\text{NH}_4)_2\text{SO}_4$ have no visible surface tension depression (Fig. S7), because neither isolated organic was found to be surface active in $(\text{NH}_4)_2\text{SO}_4$. Models using salt fit parameters (all equal to 0), give a straight line $\sigma = 78.5$ (Fig. S7a, c, $\chi_i = 0.033$). Glycine is surface active in H_2O though, so water fit parameters clearly overestimate the surface tension depression of these organics in $(\text{NH}_4)_2\text{SO}_4$ solutions (Fig. S7b, d, $\chi_{i,\text{avg}} = 0.149$). Modeling mixtures of 0.05 M methylglyoxal and amino acids (leucine, glycine and serine) in $(\text{NH}_4)_2\text{SO}_4$ also represent the experimental data (Fig. 4, S8, and S9, $\chi_i \geq 1.969$) poorly. Both models overestimate the surface tension depression using salt fit parameters, and underestimate with water fit parameters; however, the Henning model using salt fit parameters describes the experimental data best.

3.3 Methylglyoxal/formaldehyde/acetaldehyde

The experimental results of these mixtures have been previously published (Li et al., 2011). 0.05 M total organic binary mixtures of acetaldehyde-methylglyoxal clearly show

Modeling the surface tension of complex

A. N. Schwier et al.

[Title Page](#)[Abstract](#)[Introduction](#)[Conclusions](#)[References](#)[Tables](#)[Figures](#)[◀](#)[▶](#)[◀](#)[▶](#)[Back](#)[Close](#)[Full Screen / Esc](#)[Printer-friendly Version](#)[Interactive Discussion](#)

that the Schwier2010 model and the Henning model describe the experimental data well (Fig. 5a, c), and that the experimental data trend is clearly modeled using the salt fit parameters ($\chi_{i,\text{avg}} = 0.338$) instead of the water fit parameters ($\chi_{i,\text{avg}} = 6.027$) for both models. Similar results are visible for 0.5 M total organic concentrations of acetaldehyde-methylglyoxal and 0.5 M total organic binary mixtures of formaldehyde-methylglyoxal (Figs. S10 and S11). Ternary mixtures of all three organics similarly show that both models using the salt parameter fits represent the experimental data well (Figs. 6 and S12).

3.4 Complex organic mixtures

Figure 7 shows a complex mixture of acetaldehyde, formaldehyde, glyoxal, methylglyoxal, oxalic acid, and succinic acid in 3.1 M $(\text{NH}_4)_2\text{SO}_4$. The Henning model, S describes the data best (Fig. 7a, $\chi_i = 0.893$); using the water fit parameters tends to underestimate the surface tension depression of the organics. The Schwier2010 model, S, clearly overestimates the surface tension depression of the experimental mixtures (Fig. 7c). This could be explained by the idea that most of the organic species present in this mixture are surface active and all are competing over a finite number of surface sites to form an organic monolayer coating. The Schwier2010 model assumes that each organic is entirely present at the droplet surface and will depress the surface tension to its maximum capability, while in actuality, the surface composition will be a mixture of the different organics with the excess organic in the bulk phase. Each organic has a different surface activity, so the actual surface tension of the mixture is higher than the idealized Schwier2010 model. However, at lower total organic concentrations, this issue should not be important.

3.5 Explicit incorporation of salt-organic interactions

While we have demonstrated the use of the salt fit parameters to incorporate salt effects directly into the S–L equation, we also tested the Tuckermann and modified

Modeling the surface tension of complex

A. N. Schwier et al.

Title Page

Abstract

Introduction

Conclusions

References

Tables

Figures

◀

▶

◀

▶

Back

Close

Full Screen / Esc

Printer-friendly Version

Interactive Discussion



Modeling the surface tension of complex

A. N. Schwier et al.

Title Page

Abstract

Introduction

Conclusions

References

Tables

Figures

◀

▶

◀

▶

Back

Close

Full Screen / Esc

Printer-friendly Version

Interactive Discussion



Tuckermann equations (Eqs. 5 and 6) to investigate the different methods of incorporating salt into models. In control studies, we used Eq. (5) to determine k values for all the isolated organics in 3.1 M $(\text{NH}_4)_2\text{SO}_4$ (Table S2), using $\sigma_0 = 72.5 \text{ dyn cm}^{-1}$, $c_{\text{salt}} = 3.1 \text{ M}$, $\frac{\Delta\sigma}{\Delta c_{\text{salt}}} = 2.1701 \text{ dyn cm}^{-1} \text{ M}^{-1}$ (determined from the International Critical Tables, Washburn, 2003), and $T = 298 \text{ K}$. Using Eq. (6), we used the same parameters to determine k values for our complex mixtures, shown in Table 1. These values were both positive and negative, and the sign of k appears to be dependent on the dominant organic species present (i.e. most mixtures with acetaldehyde and methylglyoxal have a negative k value, while those with glyoxal typically have a positive k value). Table 3 shows a comparison of the goodness of fit (χ^2) of the different methods of salt incorporation: (1) using the modified Tuckermann equation (Eq. 6) or (2) using either the Henning model (Eq. 3) or Schwier2010 model (Eq. 4) with salt fit parameters. Overall, the Tuckermann model describes the experimental data better for binary systems of different classes of organics (amino acid + carbonyl), but does not accurately describe binary and tertiary carbonyl reactive systems.

Additionally, Setschenow constants, K_s , have been used to describe the “salting-out” potential of organic compounds in high ionic strength solutions (Setschenow, 1889). However, most atmospherically relevant organics do not have known K_s terms in $(\text{NH}_4)_2\text{SO}_4$ and these cannot be easily calculated. We have not incorporated the use of Setschenow constants in this work, although they do provide an additional modeling method for incorporating salt effects.

4 Discussion and conclusions

From all the experimental data and modeling framework presented, both the Henning model (Eq. 3) and the Schwier2010 model (Eq. 4) perform adequately in reproducing experimental surface tension data of complex organic mixtures in H_2O and $(\text{NH}_4)_2\text{SO}_4$, though the Henning model typically provides better χ^2 values. The Henning model accounts for the finite number of surface sites at the gas-liquid interface that the

surface-active organics can occupy through the weighting term, χ_i . This makes physical sense and also mathematically results in a reduced standard deviation for each model fit. Unsurprisingly, applying salt S–L fit parameters (determined individually for each organic species in $(\text{NH}_4)_2\text{SO}_4$) within the Henning model represents the experimental data more accurately than using water fit parameters in carbonyl reactive organic systems (methylglyoxal, formaldehyde, acetaldehyde).

It appears that separately accounting for cross-reaction species in surface tension models is unnecessary for reactive systems consisting of structurally similar organic molecules. However, it is possible that for cross-reaction products between two dissimilar molecules, additional terms will be needed to describe surface tension depression. Neither the Henning model nor the Schwier2010 model characterizes the mixtures of methylglyoxal or glyoxal with amino acids well. This may be because the Mannich reaction products may have significantly different surface-bulk partitioning and surface-activity behavior from the reactants, or because intermolecular reactions between the carbonyls and amino acids are not well represented within the model. Future work must be performed to determine how best to model cross-reactions between structurally dissimilar molecules. Thermodynamic models could also be used to describe complex organic-inorganic systems; however, new methodologies must be developed to better describe organic-inorganic interactions, and additionally, many thermodynamic parameters for atmospherically relevant organic species are unknown and must be determined.

We also recommend the use of salt fit parameters in the Henning model (Eq. 3) over the Tuckermann approach, which uses water fit parameters (known more readily than salt fit parameters) but also requires an additional parameter, k , that has no physical basis. The Henning (with salt parameters) and Tuckermann models provide similar modeling fits and goodness of fit (χ^2) values, yet the Henning model is overall a simpler and more physical approach, requiring less empirically determined parameters. We recommend that the Henning model with experimentally determined salt parameters

Modeling the surface tension of complex

A. N. Schwier et al.

[Title Page](#)[Abstract](#)[Introduction](#)[Conclusions](#)[References](#)[Tables](#)[Figures](#)[◀](#)[▶](#)[◀](#)[▶](#)[Back](#)[Close](#)[Full Screen / Esc](#)[Printer-friendly Version](#)[Interactive Discussion](#)

be used to incorporate implicit salt effects on complex mixtures in future surface tension studies.

Supplementary material related to this article is available online at:

<http://www.atmos-chem-phys-discuss.net/13/549/2013/>

[acpd-13-549-2013-supplement.pdf](#).

Acknowledgements. This work was funded by the NASA Tropospheric Chemistry program (grant NNX09AF26G). We thank Joseph Barakat, Nicole Lugo, and Christian Tyroller for performing much of the preliminary and experimental data in this work. The authors gratefully acknowledge the Koberstein group at Columbia University for use of the pendant drop tensiometer.



The publication of this article is financed by CNRS-INSU.

References

- Adamson, A. W. and Gast, A. P.: Physical chemistry of surfaces, Wiley, New York, 1997.
- Anastasiadis, S. H., Chen, J. K., Koberstein, J. T., Siegel, A. F., Sohn, J. E., and Emerson, J. A.: The determination of interfacial-tension by video image-processing of pendant fluid drops, *J. Colloid Interf. Sci.*, 119, 55–66, 1987.
- Asa-Awuku, A., Sullivan, A. P., Hennigan, C. J., Weber, R. J., and Nenes, A.: Investigation of molar volume and surfactant characteristics of water-soluble organic compounds in biomass burning aerosol, *Atmos. Chem. Phys.*, 8, 799–812, doi:10.5194/acp-8-799-2008, 2008.

Modeling the surface tension of complex

A. N. Schwier et al.

Title Page

Abstract

Introduction

Conclusions

References

Tables

Figures

◀

▶

◀

▶

Back

Close

Full Screen / Esc

Printer-friendly Version

Interactive Discussion



- Aumann, E. and Tabazadeh, A.: Rate of organic film formation and oxidation on aqueous drops, *J. Geophys. Res.*, 113, D23205, doi:10.1029/2007JD009738, 2008.
- Aumann, E., Hildemann, L. M., and Tabazadeh, A.: Measuring and modeling the composition and temperature-dependence of surface tension for organic solutions, *Atmos. Environ.*, 44, 329–337, 2010.
- Booth, A. M., Topping, D. O., McFiggans, G., and Percival, C. J.: Surface tension of mixed inorganic and dicarboxylic acid aqueous solutions at 298.15 K and their importance for cloud activation predictions, *Phys. Chem. Chem. Phys.*, 11, 8021–8028, 2009.
- Canny, J.: A computational approach to edge detection, *IEEE T. Pattern Anal.*, 8, 679–714, 1986.
- Cosman, L. M. and Bertram, A. K.: Reactive uptake of N_2O_5 on aqueous H_2SO_4 solutions coated with 1-component and 2-component monolayers, *J. Phys. Chem. A*, 112, 4625–4635, 2008.
- Cosman, L. M., Knopf, D. A., and Bertram, A. K.: N_2O_5 reactive uptake on aqueous sulfuric acid solutions coated with branched and straight-chain insoluble organic surfactants, *J. Phys. Chem. A*, 112, 2386–2396, 2008.
- Dash, U. N. and Mohanty, B. K.: Thermodynamic functions of solutions of homologous dicarboxylic acids in water + acetone mixtures from surface tension measurements, *Fluid Phase Equilib.*, 134, 267–276, 1997.
- De Haan, D. O., Corrigan, A. L., Smith, K. W., Stroik, D. R., Turley, J. J., Lee, F. E., Tolbert, M. A., Jimenez, J. L., Cordova, K. E., and Ferrell, G. R.: Secondary organic aerosol-forming reactions of glyoxal with amino acids, *Environ. Sci. Technol.*, 43, 2818–2824, 2009a.
- De Haan, D. O., Tolbert, M. A., and Jimenez, J. L.: Atmospheric condensed-phase reactions of glyoxal with methylamine, *Geophys. Res. Lett.*, 36, L11819, doi:10.1029/2009GL037441, 2009b.
- De Haan, D. O., Hawkins, L. N., Kononenko, J. A., Turley, J. J., Corrigan, A. L., Tolbert, M. A., and Jimenez, J. L.: Formation of nitrogen-containing oligomers by methylglyoxal and amines in simulated evaporating cloud droplets, *Environ. Sci. Technol.*, 45, 984–991, 2010.
- Ekström, S., Nozière, B., and Hansson, H.-C.: The Cloud Condensation Nuclei (CCN) properties of 2-methyltetrols and C3–C6 polyols from osmolality and surface tension measurements, *Atmos. Chem. Phys.*, 9, 973–980, doi:10.5194/acp-9-973-2009, 2009.

Modeling the surface tension of complex

A. N. Schwier et al.

Title Page

Abstract

Introduction

Conclusions

References

Tables

Figures

◀

▶

◀

▶

Back

Close

Full Screen / Esc

Printer-friendly Version

Interactive Discussion



**Modeling the surface
tension of complex**

A. N. Schwier et al.

[Title Page](#)[Abstract](#)[Introduction](#)[Conclusions](#)[References](#)[Tables](#)[Figures](#)[◀](#)[▶](#)[◀](#)[▶](#)[Back](#)[Close](#)[Full Screen / Esc](#)[Printer-friendly Version](#)[Interactive Discussion](#)

- Ervens, B. and Volkamer, R.: Glyoxal processing by aerosol multiphase chemistry: towards a kinetic modeling framework of secondary organic aerosol formation in aqueous particles, *Atmos. Chem. Phys.*, 10, 8219–8244, doi:10.5194/acp-10-8219-2010, 2010.
- 5 Facchini, M. C., Mircea, M., Fuzzi, S., and Charlson, R. J.: Cloud albedo enhancement by surface-active organic solutes in growing droplets, *Nature*, 401, 257–259, 1999.
- Facchini, M. C., Decesari, S., Mircea, M., Fuzzi, S., and Loglio, G.: Surface tension of atmospheric wet aerosol and cloud/fog droplets in relation to their organic carbon content and chemical composition, *Atmos. Environ.*, 34, 4853–4857, 2000.
- 10 Fainerman, V. B. and Miller, R.: Simple method to estimate surface tension of mixed surfactant solutions, *J. Phys. Chem. B*, 105, 11432–11438, 2001.
- Fainerman, V. B., Miller, R., and Aksenenko, E. V.: Simple model for prediction of surface tension of mixed surfactant solutions, *Adv. Colloid Interfac.*, 96, 339–359, 2002.
- Gaman, A.: Binary homogeneous nucleation in water-succinic acid and water-glutaric acid systems, *J. Chem. Phys.*, 120, 282, doi:10.1063/1.1630564, 2004.
- 15 Grosjean, D.: Formaldehyde and other carbonyls in Los Angeles ambient air, *Environ. Sci. Technol.*, 16, 254–262, 1982.
- Henning, S., Rosenørn, T., D'Anna, B., Gola, A. A., Svenningsson, B., and Bilde, M.: Cloud droplet activation and surface tension of mixtures of slightly soluble organics and inorganic salt, *Atmos. Chem. Phys.*, 5, 575–582, doi:10.5194/acp-5-575-2005, 2005.
- 20 Hitznerberger, R., Berner, A., Kasper-Giebl, A., Löflund, M., and Puxbaum, H.: Surface tension of Rax cloud water and its relation to the concentration of organic material, *J. Geophys. Res.*, 107, 4752, doi:10.1029/2002JD002506, 2002.
- Hu, Y. F. and Lee, H.: Prediction of the surface tension of mixed electrolyte solutions based on the equation of Patwardhan and Kumar and the fundamental Butler equations, *J. Colloid Interf. Sci.*, 269, 442–448, 2004.
- 25 Hyvärinen, A. R., Lihavainen, H., Gaman, A., Vairila, L., Ojala, H., Kulmala, M., and Viisanen, Y.: Surface tensions and densities of oxalic, malonic, succinic, maleic, malic, and cis-pinonic acids, *J. Chem. Eng. Data*, 51, 255–260, 2006.
- Juza, J.: The pendant drop method of surface tension measurement: equation interpolating the shape factor tables for several selected planes, *Czech. J. Phys.*, 47, 351–357, 1997.
- 30 Kawamura, K. and Yasui, O.: Diurnal changes in the distribution of dicarboxylic acids, ketocarboxylic acids and dicarbonyls in the urban Tokyo atmosphere, *Atmos. Environ.*, 39, 1945–1960, 2005.

- Keene, W. C., Pszenny, A. A. P., Maben, J. R., Stevenson, E., and Wall, A.: Closure evaluation of size-resolved aerosol pH in the New England coastal atmosphere during summer, *J. Geophys. Res.-Atmos.*, 109, D23202, doi:10.1029/2004JD004801, 2004.
- Kiss, G., Tombacz, E., and Hansson, H. C.: Surface tension effects of humic-like substances in the aqueous extract of tropospheric fine aerosol, *J. Atmos. Chem.*, 50, 279–294, 2005.
- Knopf, D. A. and Forrester, S. M.: Freezing of water and aqueous NaCl droplets coated by organic monolayers as a function of surfactant properties and water activity, *J. Phys. Chem. A*, 115, 5579–5591, 2011.
- Langmuir, I.: The constitution and fundamental properties of solids and liquids. II. Liquids, *J. Am. Chem. Soc.*, 39, 1848–1906, 1917.
- Li, Z. and Lu, B. C. Y.: Surface tension of aqueous electrolyte solutions at high concentrations – representation and prediction, *Chem. Eng. Sci.*, 56, 2879–2888, 2001.
- Li, Z. D., Williams, A. L., and Rood, M. J.: Influence of soluble surfactant properties on the activation of aerosol particles containing inorganic solute, *J. Atmos. Sci.*, 55, 1859–1866, 1998.
- Li, Z. B., Li, Y. G., and Lu, J. F.: Surface tension model for concentrated electrolyte aqueous solutions by the pitzer equation, *Ind. Eng. Chem. Res.*, 38, 1133–1139, 1999.
- Li, Z., Schwier, A. N., Sareen, N., and McNeill, V. F.: Reactive processing of formaldehyde and acetaldehyde in aqueous aerosol mimics: surface tension depression and secondary organic products, *Atmos. Chem. Phys.*, 11, 11617–11629, doi:10.5194/acp-11-11617-2011, 2011.
- Matijevic, E. and Pethica, B. A.: The properties of ionized monolayers, Part 1. Sodium dodecyl sulfate at the air/water interface, *Trans. Faraday Soc.*, 54, 1383–1389, 1958.
- Nopmongkol, U., Khamwicht, W., Fraser, M. P., and Allen, D. T.: Estimates of heterogeneous formation of secondary organic aerosol during a wood smoke episode in Houston, Texas, *Atmos. Environ.*, 41, 3057–3070, 2007.
- Novakov, T. and Penner, J. E.: Large contribution of organic aerosols to cloud-condensation-nuclei concentrations, *Nature*, 365, 823–826, 1993.
- Nozière, B. and Córdova, A.: A Kinetic and Mechanistic Study of the Amino Acid Catalyzed Aldol Condensation of Acetaldehyde in Aqueous and Salt Solutions, *J. Phys. Chem. A*, 112, 2827–2837, 2008.
- Nozière, B., Dziedzic, P., and Córdova, A.: Products and kinetics of the liquid-phase reaction of glyoxal catalyzed by ammonium ions (NH_4^+), *J. Phys. Chem. A*, 113, 231–237, 2009.

Modeling the surface tension of complex

A. N. Schwier et al.

Title Page

Abstract

Introduction

Conclusions

References

Tables

Figures

◀

▶

◀

▶

Back

Close

Full Screen / Esc

Printer-friendly Version

Interactive Discussion



Modeling the surface tension of complex

A. N. Schwier et al.

Title Page

Abstract

Introduction

Conclusions

References

Tables

Figures

◀

▶

◀

▶

Back

Close

Full Screen / Esc

Printer-friendly Version

Interactive Discussion



- Nozière, B., Ekström, S., Alsberg, T., and Holmström, S.: Radical-initiated formation of organosulfates and surfactants in atmospheric aerosols, *Geophys. Res. Lett.*, 37, L05806, doi:10.1029/2009GL041683, 2010.
- Reid, J. P., Dennis-Smith, B. J., Kwamena, N. O., Miles, R. E. H., Hanford, K. L., and Homer, C. J.: The morphology of aerosol particles consisting of hydrophobic and hydrophilic phases: hydrocarbons, alcohols and fatty acids as the hydrophobic component, *Phys. Chem. Chem. Phys.*, 13, 15559–15572, 2011.
- Riipinen, I., Koponen, I. K., Frank, G. P., Hyvärinen, A. P., Vanhanen, J., Lihavainen, H., Lehtinen, K. E. J., Bilde, M., and Kulmala, M.: Adipic and malonic acid aqueous solutions: surface tensions and saturation vapor pressures, *J. Phys. Chem. A*, 111, 12995–13002, 2007.
- Salma, I., Ocskay, R., Varga, I., and Maenhaut, W.: Surface tension of atmospheric humic-like substances in connection with relaxation, dilution, and solution pH, *J. Geophys. Res.-Atmos.*, 111, D23205, doi:10.1029/2005JD007015, 2006.
- Sareen, N., Schwier, A. N., Shapiro, E. L., Mitroo, D., and McNeill, V. F.: Secondary organic material formed by methylglyoxal in aqueous aerosol mimics, *Atmos. Chem. Phys.*, 10, 997–1016, doi:10.5194/acp-10-997-2010, 2010.
- Schwier, A. N., Sareen, N., Mitroo, D., Shapiro, E. L., and McNeill, V. F.: Glyoxal-methylglyoxal cross-reactions in secondary organic aerosol (SOA) formation, *Environ. Sci. Technol.*, 44, 6174–6182, 2010.
- Schwier, A. N., Mitroo, D., and McNeill, V. F.: Surface tension depression by low-solubility organic material in aqueous aerosol mimics, *Atmos. Environ.*, 54, 490–495, 2012.
- Setschenow, J. Z.: Über die Konstitution der Salzösungen auf Grund ihres Verhaltens zu Kohlensäure, *Z. Phys. Chem.*, 4, 117–125, 1889.
- Shapiro, E. L., Szprengiel, J., Sareen, N., Jen, C. N., Giordano, M. R., and McNeill, V. F.: Light-absorbing secondary organic material formed by glyoxal in aqueous aerosol mimics, *Atmos. Chem. Phys.*, 9, 2289–2300, doi:10.5194/acp-9-2289-2009, 2009.
- Shulman, M. L., Jacobson, M. C., Carlson, R. J., Synovec, R. E., and Young, T. E.: Dissolution behavior and surface tension effects of organic compounds in nucleating cloud droplets, *Geophys. Res. Lett.*, 23, 277–280, 1996.
- Suarez, J. T., Torres-Marchal, C., and Rasmussen, P.: Prediction of surface tensions of non-electrolyte solutions, *Chem. Eng. Sci.*, 44, 782–785, 1989.
- Svenningsson, B., Rissler, J., Swietlicki, E., Mircea, M., Bilde, M., Facchini, M. C., Decesari, S., Fuzzi, S., Zhou, J., Mønster, J., and Rosenørn, T.: Hygroscopic growth and critical super-

Modeling the surface tension of complex

A. N. Schwier et al.

[Title Page](#)[Abstract](#)[Introduction](#)[Conclusions](#)[References](#)[Tables](#)[Figures](#)[◀](#)[▶](#)[◀](#)[▶](#)[Back](#)[Close](#)[Full Screen / Esc](#)[Printer-friendly Version](#)[Interactive Discussion](#)

- 5 saturations for mixed aerosol particles of inorganic and organic compounds of atmospheric relevance, *Atmos. Chem. Phys.*, 6, 1937–1952, doi:10.5194/acp-6-1937-2006, 2006.
- Szyrmer, W. and Zawadzki, I.: Biogenic and anthropogenic sources of ice-forming nuclei: a review, *B. Am. Meteorol. Soc.*, 78, 209–228, 1997.
- 5 Tamura, M., Kurata, M., and Odani, H.: Practical Method for Estimating Surface Tensions of Solutions, *B. Chem. Soc. Jpn.*, 28, 83–88, 1955.
- Tan, Y., Carlton, A. G., Seitzinger, S. P., and Turpin, B. J.: SOA from methylglyoxal in clouds and wet aerosols: measurement and prediction of key products, *Atmos. Environ.*, 44, 5218–5226, 2010.
- 10 Tang, I. N. and Munkelwitz, H. R.: Water activities, densities, and refractive-indexes of aqueous sulfates and sodium-nitrate droplets of atmospheric importance, *J. Geophys. Res.-Atmos.*, 99, 18801–18808, 1994.
- Tang, I. N., Tridico, A. C., and Fung, K. H.: Thermodynamic and optical properties of sea salt aerosols, *J. Geophys. Res.-Atmos.*, 102, 23269–23275, 1997.
- 15 Topping, D. O., McFiggans, G. B., Kiss, G., Varga, Z., Facchini, M. C., Decesari, S., and Mircea, M.: Surface tensions of multi-component mixed inorganic/organic aqueous systems of atmospheric significance: measurements, model predictions and importance for cloud activation predictions, *Atmos. Chem. Phys.*, 7, 2371–2398, doi:10.5194/acp-7-2371-2007, 2007.
- 20 Tuckermann, R.: Surface tension of aqueous solutions of water-soluble organic and inorganic compounds, *Atmos. Environ.*, 41, 6265–6275, 2007.
- Tuckermann, R. and Cammenga, H. K.: The surface tension of aqueous solutions of some atmospheric water-soluble organic compounds, *Atmos. Environ.*, 38, 6135–6138, 2004.
- Varga, Z., Kiss, G., and Hansson, H.-C.: Modelling the cloud condensation nucleus activity of organic acids on the basis of surface tension and osmolality measurements, *Atmos. Chem. Phys.*, 7, 4601–4611, doi:10.5194/acp-7-4601-2007, 2007.
- 25 Wang, X., Gao, S., Yang, X., Chen, H., Chen, J., Zhuang, G., Surratt, J. D., Chan, M. N., and Seinfeld, J. H.: Evidence for high molecular weight nitrogen-containing organic salts in urban aerosols, *Environ. Sci. Technol.*, 44, 4441–4446, 2010.
- 30 Washburn, E. W.: *International Critical Tables of Numerical Data, Physics, Chemistry and Technology* (1st electronic edn.), Knovel, 1926–1930, 2003.
- Zhang, Q. and Anastasio, C.: Free and combined amino compounds in atmospheric fine particles (PM_{2.5}) and fog waters from Northern California, *Atmos. Environ.*, 37, 2247–2258, 2003.

Zhang, Q., Jimenez, J. L., Worsnop, D. R., and Canagaratna, M.: A case study of urban particle acidity and its influence on secondary organic aerosol, *Environ. Sci. Technol.*, 41, 3213–3219, 2007.

Modeling the surface tension of complex

A. N. Schwier et al.

Title Page

Abstract

Introduction

Conclusions

References

Tables

Figures



Back

Close

Full Screen / Esc

Printer-friendly Version

Interactive Discussion



Modeling the surface
tension of complex

A. N. Schwier et al.

Title Page	
Abstract	Introduction
Conclusions	References
Tables	Figures
I◀	▶I
◀	▶
Back	Close
Full Screen / Esc	
Printer-friendly Version	
Interactive Discussion	



Table 1. Experimental mixtures studied in this work. All concentrations are given in molarity (M). The symbol “v” indicates that the concentration of the organic was variable throughout the experiment. The k parameter was calculated using Eq. (6), as described in Sect. 3.5.

Mixture	(NH ₄) ₂ SO ₄	Acetaldehyde	Formaldehyde	Glyoxal	Methylglyoxal	Alanine	Glycine	Serine	Leucine	Oxalic Acid	Succinic Acid	k
#1	3.1	0.05				v						-0.063 ± 0.033
#2	0	0.05				v						–
#3	3.1	0.05					v					0.075 ± 0.0501
#4	0	0.05					v					–
#5	3.1	0.05						v				0.022 ± 0.041
#6	0	0.05						v				–
#7	3.1	0.05							v			-0.149 ± 0.040
#8	0	0.05							v			–
#9	3.1			0.05			v					3.904 ± 2.61
#10	3.1				0.05		v					-6.778 ± 0.378
#11	3.1				0.05				v			-4.086 ± 0.206
#12	3.1			0.05				v				0.523 ± 0.198
#13	3.1				0.05			v				-1.553 ± 0.126
#14	3.1	v			v							-1.448 ± 0.106 (0.05 M) -1.422 ± 0.052 (0.5 M)
#15	3.1		v		v							-6.311 ± 0.148
#16	3.1	v	v		v							-2.444 ± 0.175 (1 : 1) -4.982 ± 0.276 (1 : 3)
#17	3.1	v	v	v	v					v	v	-0.636 ± 0.041

**Modeling the surface
tension of complex**

A. N. Schwier et al.

[Title Page](#)[Abstract](#)[Introduction](#)[Conclusions](#)[References](#)[Tables](#)[Figures](#)[I◀](#)[▶I](#)[◀](#)[▶](#)[Back](#)[Close](#)[Full Screen / Esc](#)[Printer-friendly Version](#)[Interactive Discussion](#)**Table 2.** Ambient in-particle concentrations used to calculate the complex organic mixture ratios.

Species	Ambient in-particle concentration (ng m^{-3})	Reference
Acetaldehyde	406	(Grosjean, 1982)
Formaldehyde	264	
Glyoxal	16.4	(Kawamura and Yasui, 2005)
Methylglyoxal	21.4	
Oxalic Acid	233	
Succinic Acid	53.9	

Modeling the surface tension of complex

A. N. Schwier et al.

Table 3. Experimental mixtures comparing the goodness of fit (χ^2) from the Henning and Schwier2010 model (Eqs. 3 and 4, respectively), both using salt fit parameters, as well as from the modified Tuckermann equation (Eq. 6).

Mixture	Goodness of fit (χ^2) using salt fit parameters		Goodness of fit (χ^2) using explicit salt-organic term Tuckermann Model (Eq. 6)
	Henning Model (Eq. 3)	Schwier2010 Model (Eq. 4)	
#1	0.057	0.070	0.054
#2	–	–	–
#3	0.329	0.397	0.125
#4	–	–	–
#5	0.226	0.741	0.081
#6	–	–	–
#7	2.121	7.481	0.303
#8	–	–	–
#9	0.033	0.033	0.108
#10	1.969	3.380	0.485
#11	3.893	17.095	0.764
#12	0.257	0.580	0.024
#13	2.642	7.907	1.443
#14	0.597 (0.05 M) 0.544 (0.5 M)	0.078 (0.05 M) 6.929 (0.5 M)	2.543 (0.05 M) 2.636 (0.5 M)
#15	0.636	3.422	1.838
#16	0.374 (1 : 1) 0.626 (1 : 3)	0.338 (1 : 1) 0.224 (1 : 3)	2.836 (1 : 1) 3.347 (1 : 3)
#17	0.893	42.338	0.587

[Title Page](#)
[Abstract](#)
[Introduction](#)
[Conclusions](#)
[References](#)
[Tables](#)
[Figures](#)
[I◀](#)
[▶I](#)
[◀](#)
[▶](#)
[Back](#)
[Close](#)
[Full Screen / Esc](#)
[Printer-friendly Version](#)
[Interactive Discussion](#)


Modeling the surface tension of complex

A. N. Schwier et al.

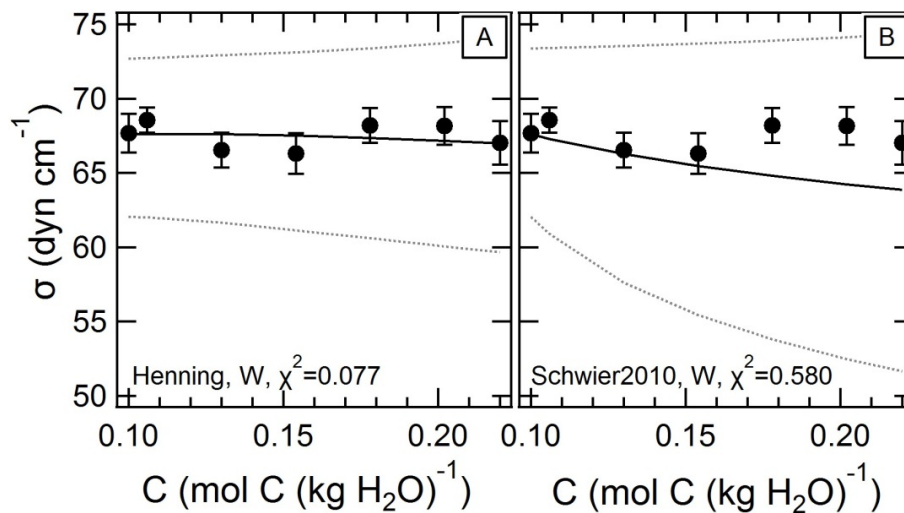


Fig. 1. 0.05 M acetaldehyde and varying amounts of leucine in Millipore H_2O .

[Title Page](#)[Abstract](#)[Introduction](#)[Conclusions](#)[References](#)[Tables](#)[Figures](#)[◀](#)[▶](#)[◀](#)[▶](#)[Back](#)[Close](#)[Full Screen / Esc](#)[Printer-friendly Version](#)[Interactive Discussion](#)

Modeling the surface tension of complex

A. N. Schwier et al.

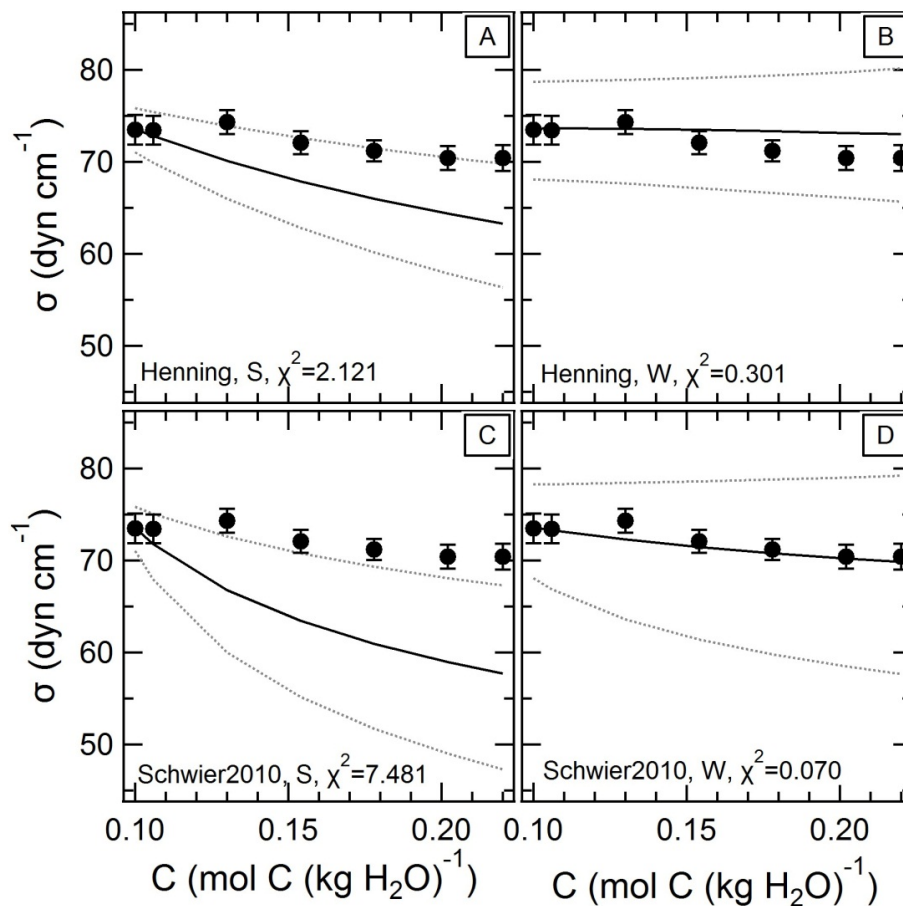


Fig. 2. 0.05 M acetaldehyde and varying amounts of leucine in 3.1 M (NH₄)₂SO₄.

[Title Page](#)
[Abstract](#)
[Introduction](#)
[Conclusions](#)
[References](#)
[Tables](#)
[Figures](#)
[◀](#)
[▶](#)
[◀](#)
[▶](#)
[Back](#)
[Close](#)
[Full Screen / Esc](#)
[Printer-friendly Version](#)
[Interactive Discussion](#)


Modeling the surface
tension of complex

A. N. Schwier et al.

Title Page

Abstract

Introduction

Conclusions

References

Tables

Figures

◀

▶

◀

▶

Back

Close

Full Screen / Esc

Printer-friendly Version

Interactive Discussion

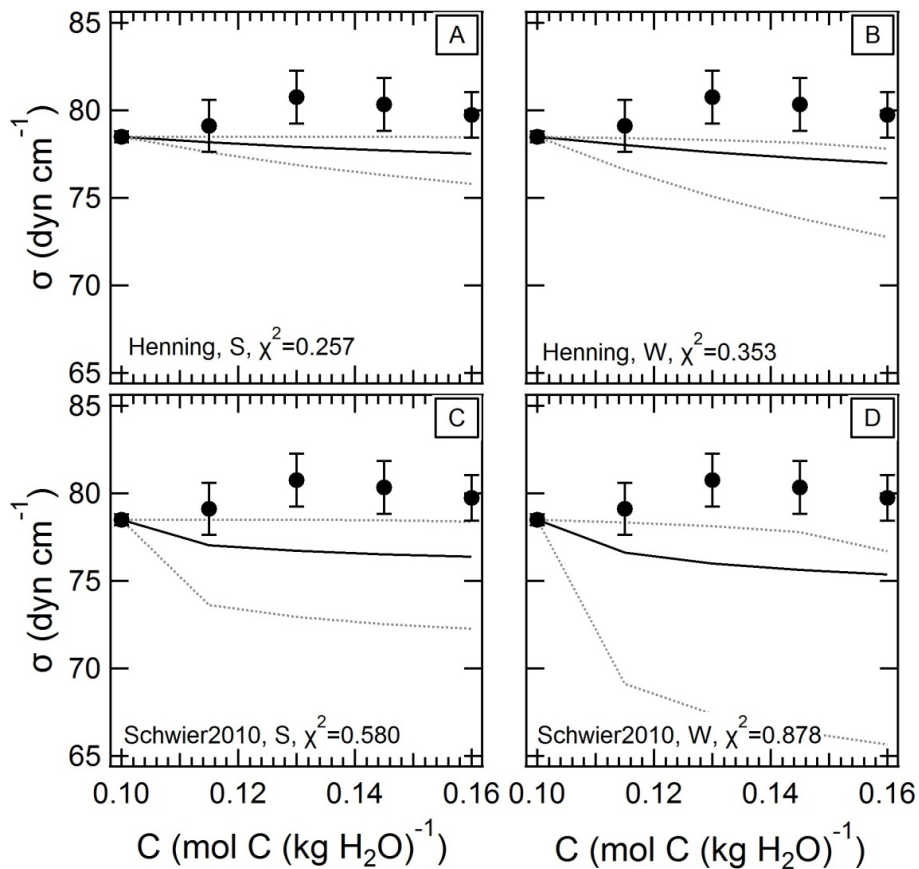


Fig. 3. 0.05 M glyoxal with varying amounts of serine in 3.1 M $(\text{NH}_4)_2\text{SO}_4$.

Modeling the surface tension of complex

A. N. Schwier et al.

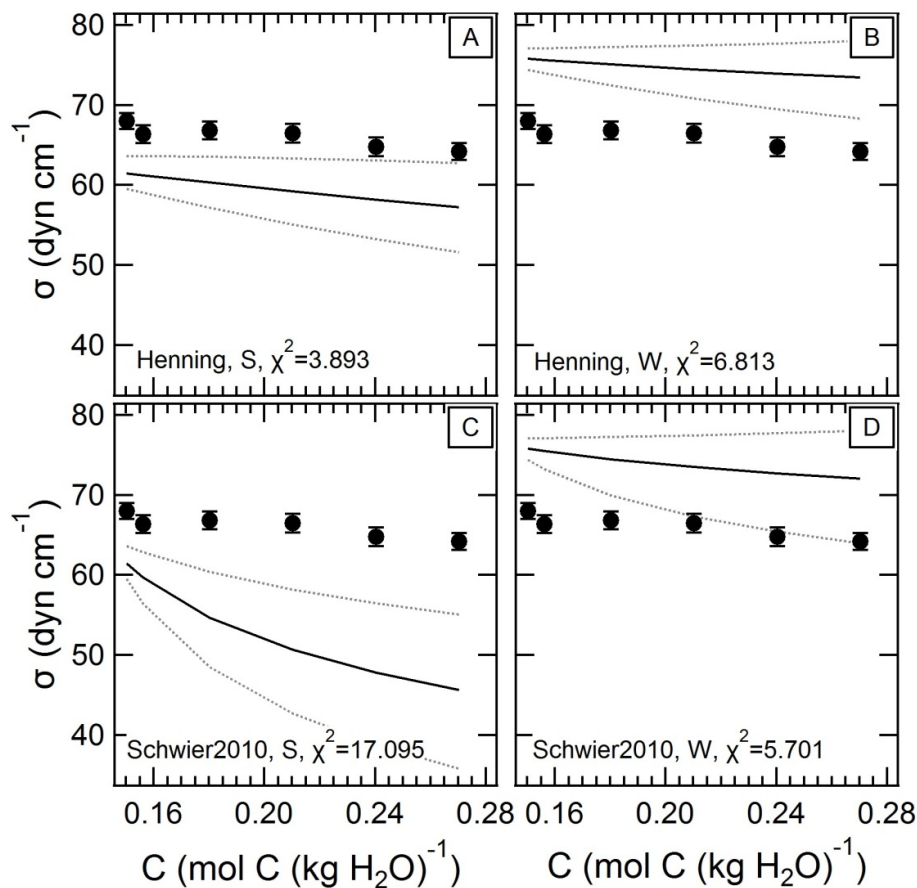


Fig. 4. 0.05 M methylglyoxal with varying amounts of leucine in 3.1 M $(\text{NH}_4)_2\text{SO}_4$.

Title Page

Abstract

Introduction

Conclusions

References

Tables

Figures

◀

▶

◀

▶

Back

Close

Full Screen / Esc

Printer-friendly Version

Interactive Discussion



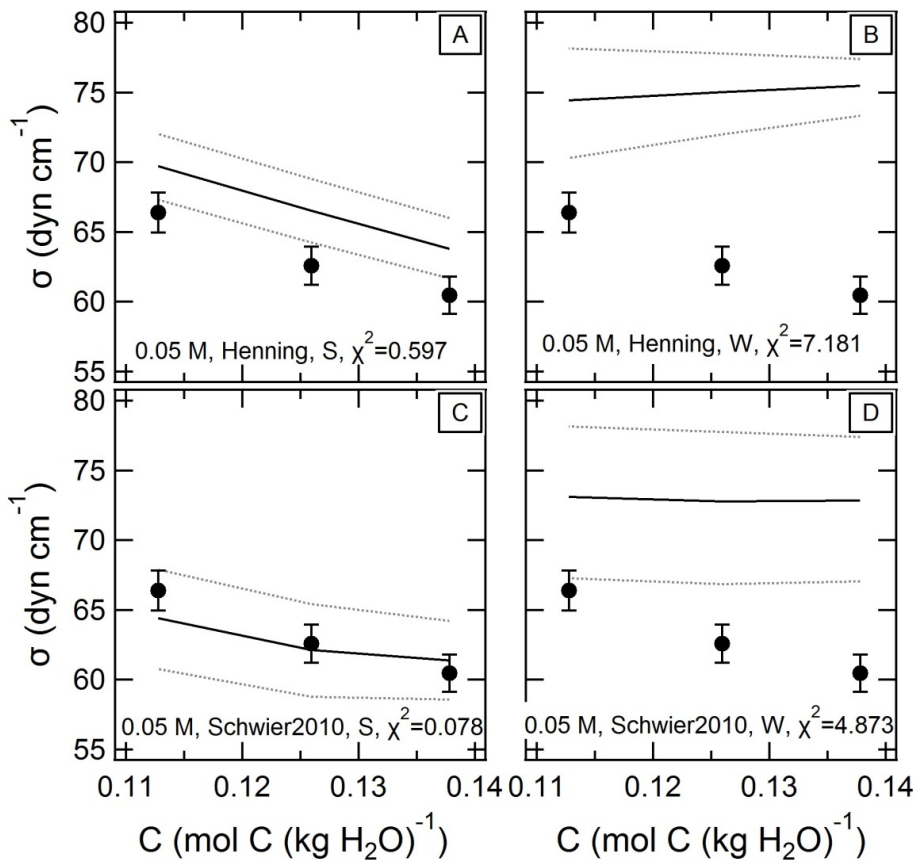


Fig. 5. 0.05 M total organic with varying amounts of acetaldehyde and methylglyoxal in 3.1 M (NH₄)₂SO₄.

Modeling the surface tension of complex

A. N. Schwier et al.

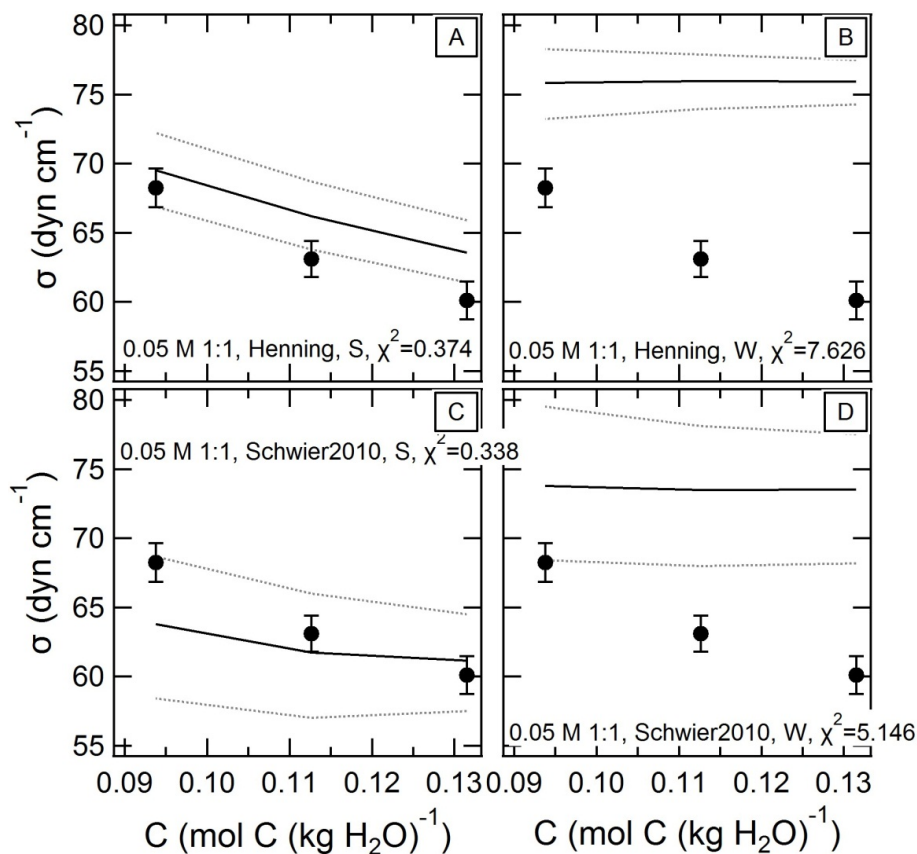


Fig. 6. 0.05 M total organic with varying amounts of acetaldehyde : formaldehyde (1 : 1) and methylglyoxal in 3.1 M (NH₄)₂SO₄.

[Title Page](#)
[Abstract](#)
[Introduction](#)
[Conclusions](#)
[References](#)
[Tables](#)
[Figures](#)
[◀](#)
[▶](#)
[◀](#)
[▶](#)
[Back](#)
[Close](#)
[Full Screen / Esc](#)
[Printer-friendly Version](#)
[Interactive Discussion](#)

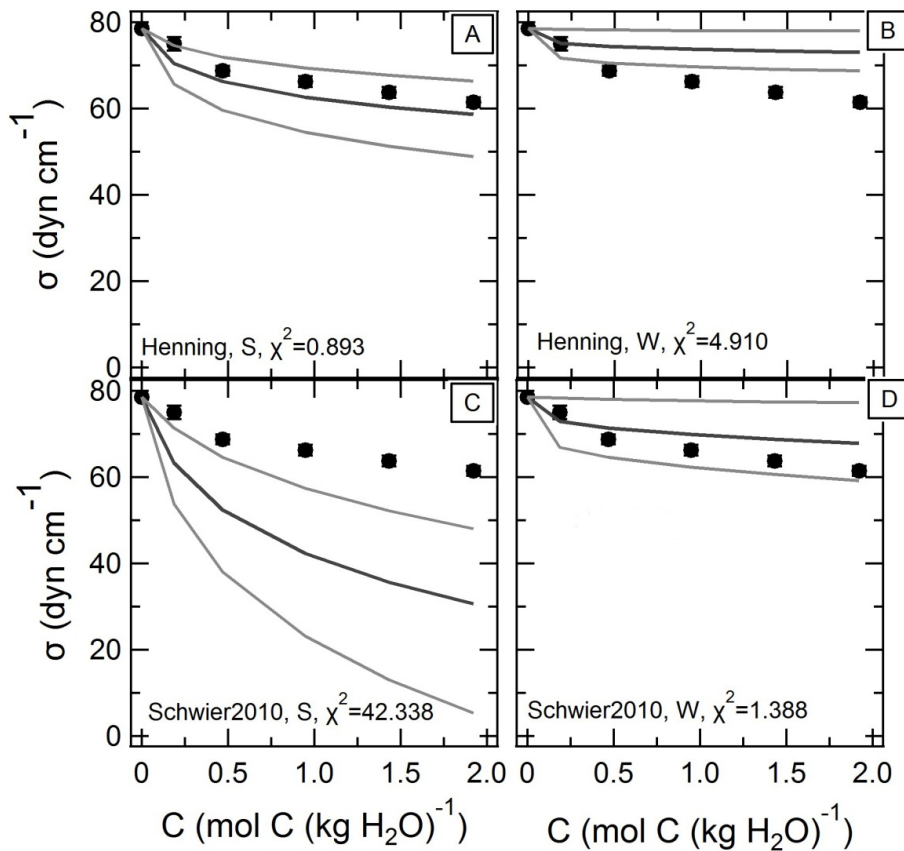



Fig. 7. Complex organic mixture (acetaldehyde, formaldehyde, glyoxal, methylglyoxal, oxalic acid, succinic acid) in 3.1 M $(\text{NH}_4)_2\text{SO}_4$.