

1 **Kinetic measurements on the reactivity of hydrogen**
2 **peroxide and ozone towards small atmospherically relevant**
3 **aldehydes, ketones and organic acids in aqueous solution**

4

5 **L. Schöne and H. Herrmann**

6 Leibniz-Institute for Tropospheric Research (TROPOS), Leipzig, Germany

7 Correspondence to: H. Herrmann (herrmann@tropos.de)

8

9 Submitted to ACPD

10

11

12

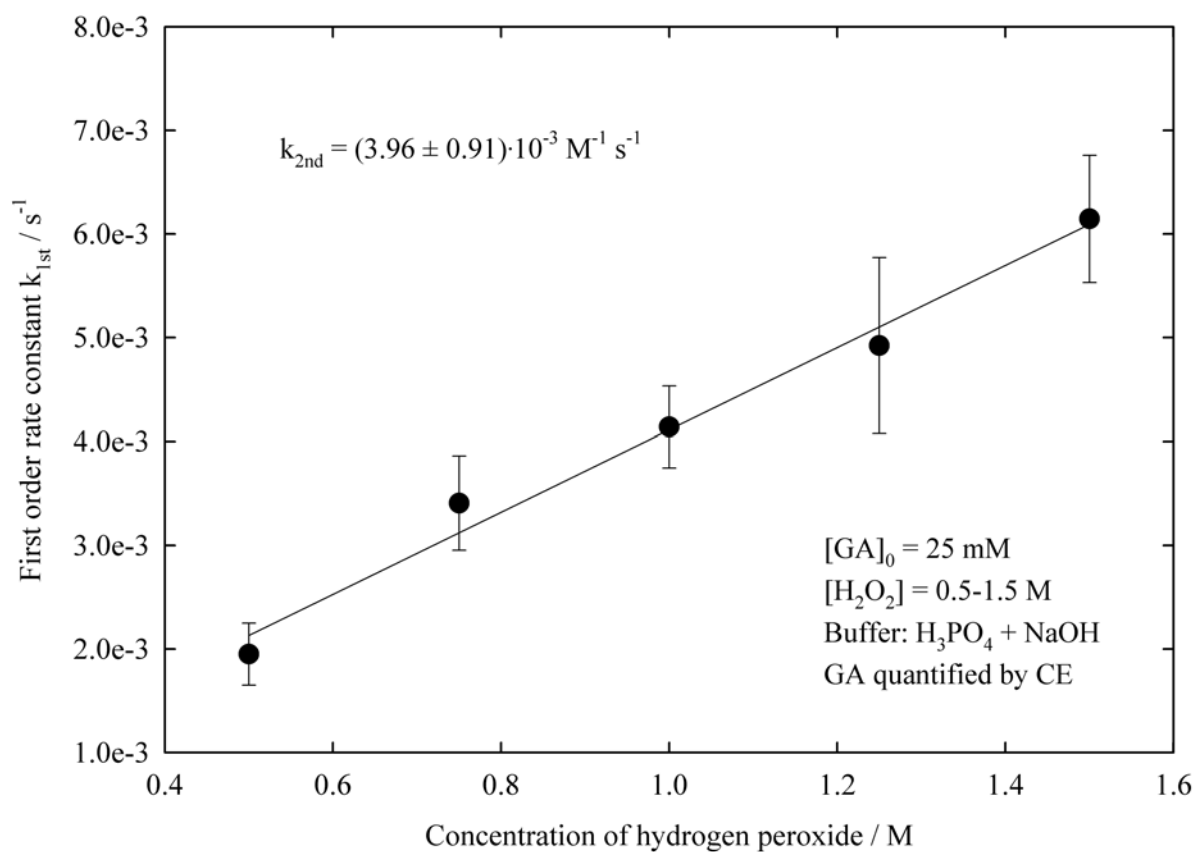
Electronic supplemental material (ESM)

1 Table A 1. Pseudo-first order rate constants dependent on the reactant concentration for the
 2 investigated reactions.

Substance	H_2O_2		O_3	
	c / M	k_{1st} / s^{-1}	c / M	k_{1st} / s^{-1}
Glyoxylic acid pH 1	0.50	$(1.95 \pm 0.30) \cdot 10^{-3}$	$1.05 \cdot 10^{-3}$	$(8.53 \pm 0.04) \cdot 10^{-4}$
	0.75	$(3.41 \pm 0.45) \cdot 10^{-3}$	$2.50 \cdot 10^{-3}$	$(8.10 \pm 0.66) \cdot 10^{-4}$
	1.00	$(4.14 \pm 0.39) \cdot 10^{-3}$	$5.00 \cdot 10^{-3}$	$(1.16 \pm 0.06) \cdot 10^{-3}$
	1.25	$(4.92 \pm 0.85) \cdot 10^{-3}$	$7.50 \cdot 10^{-3}$	$(1.54 \pm 0.07) \cdot 10^{-3}$
	1.50	$(6.15 \pm 0.61) \cdot 10^{-3}$	$1.00 \cdot 10^{-3}$	$(2.04 \pm 0.01) \cdot 10^{-3}$
Glyoxylic acid / Glyoxylate pH 3	---	---	$1.00 \cdot 10^{-3}$	$(1.77 \pm 0.01) \cdot 10^{-3}$
	---	---	$2.50 \cdot 10^{-3}$	$(2.20 \pm 0.01) \cdot 10^{-3}$
	---	---	$3.50 \cdot 10^{-3}$	$(2.95 \pm 0.01) \cdot 10^{-3}$
	---	---	$5.00 \cdot 10^{-3}$	$(3.78 \pm 0.01) \cdot 10^{-3}$
	---	---	$7.50 \cdot 10^{-3}$	$(5.09 \pm 0.01) \cdot 10^{-3}$
Glyoxylate pH 7	0.03	$(4.22 \pm 1.07) \cdot 10^{-3}$	$1.00 \cdot 10^{-3}$	$(3.08 \pm 0.02) \cdot 10^{-3}$
	0.05	$(6.59 \pm 1.13) \cdot 10^{-3}$	$1.75 \cdot 10^{-3}$	$(5.01 \pm 0.01) \cdot 10^{-3}$
	0.07	$(8.75 \pm 1.59) \cdot 10^{-3}$	$2.50 \cdot 10^{-3}$	$(6.26 \pm 0.02) \cdot 10^{-3}$
	0.10	$(1.15 \pm 0.24) \cdot 10^{-2}$	$3.50 \cdot 10^{-3}$	$(9.80 \pm 0.04) \cdot 10^{-3}$
	0.12	$(1.38 \pm 0.26) \cdot 10^{-2}$	$5.00 \cdot 10^{-3}$	$(1.20 \pm 0.03) \cdot 10^{-2}$
Pyruvic acid pH 1	0.05	$(8.55 \pm 7.33) \cdot 10^{-4}$	$1.00 \cdot 10^{-3}$	$(5.98 \pm 0.02) \cdot 10^{-4}$
	0.10	$(5.01 \pm 4.94) \cdot 10^{-3}$	$5.00 \cdot 10^{-3}$	$(1.17 \pm 0.01) \cdot 10^{-3}$
	0.15	$(8.10 \pm 2.97) \cdot 10^{-3}$	$7.50 \cdot 10^{-3}$	$(1.43 \pm 0.01) \cdot 10^{-3}$
	0.20	$(1.60 \pm 1.01) \cdot 10^{-2}$	$1.00 \cdot 10^{-2}$	$(1.63 \pm 0.01) \cdot 10^{-3}$
	0.25	$(2.41 \pm 1.18) \cdot 10^{-2}$	$1.25 \cdot 10^{-2}$	$(2.16 \pm 0.03) \cdot 10^{-3}$
Pyruvate pH 7	$8.00 \cdot 10^{-3}$	$(1.16 \pm 0.08) \cdot 10^{-2}$	$9.00 \cdot 10^{-4}$	$(2.80 \pm 0.04) \cdot 10^{-3}$
	$1.20 \cdot 10^{-2}$	$(1.31 \pm 0.09) \cdot 10^{-2}$	$2.25 \cdot 10^{-3}$	$(7.62 \pm 0.23) \cdot 10^{-3}$
	$1.60 \cdot 10^{-2}$	$(1.69 \pm 0.13) \cdot 10^{-2}$	$3.50 \cdot 10^{-3}$	$(8.36 \pm 0.99) \cdot 10^{-3}$
	$2.00 \cdot 10^{-2}$	$(2.00 \pm 0.10) \cdot 10^{-2}$	$6.00 \cdot 10^{-3}$	$(1.53 \pm 0.10) \cdot 10^{-2}$
	$2.40 \cdot 10^{-2}$	$(2.32 \pm 0.40) \cdot 10^{-2}$	$7.00 \cdot 10^{-3}$	$(1.62 \pm 0.07) \cdot 10^{-2}$
Glycolic acid pH 1	---	---	$1.00 \cdot 10^{-3}$	$(7.45 \pm 0.10) \cdot 10^{-4}$
	---	---	$5.00 \cdot 10^{-3}$	$(7.86 \pm 0.04) \cdot 10^{-4}$
	---	---	$1.00 \cdot 10^{-2}$	$(1.09 \pm 0.01) \cdot 10^{-3}$
	---	---	$1.75 \cdot 10^{-2}$	$(1.55 \pm 0.01) \cdot 10^{-3}$
	---	---	$2.50 \cdot 10^{-2}$	$(1.69 \pm 0.01) \cdot 10^{-3}$
	---	---	$3.75 \cdot 10^{-2}$	$(2.79 \pm 0.01) \cdot 10^{-3}$

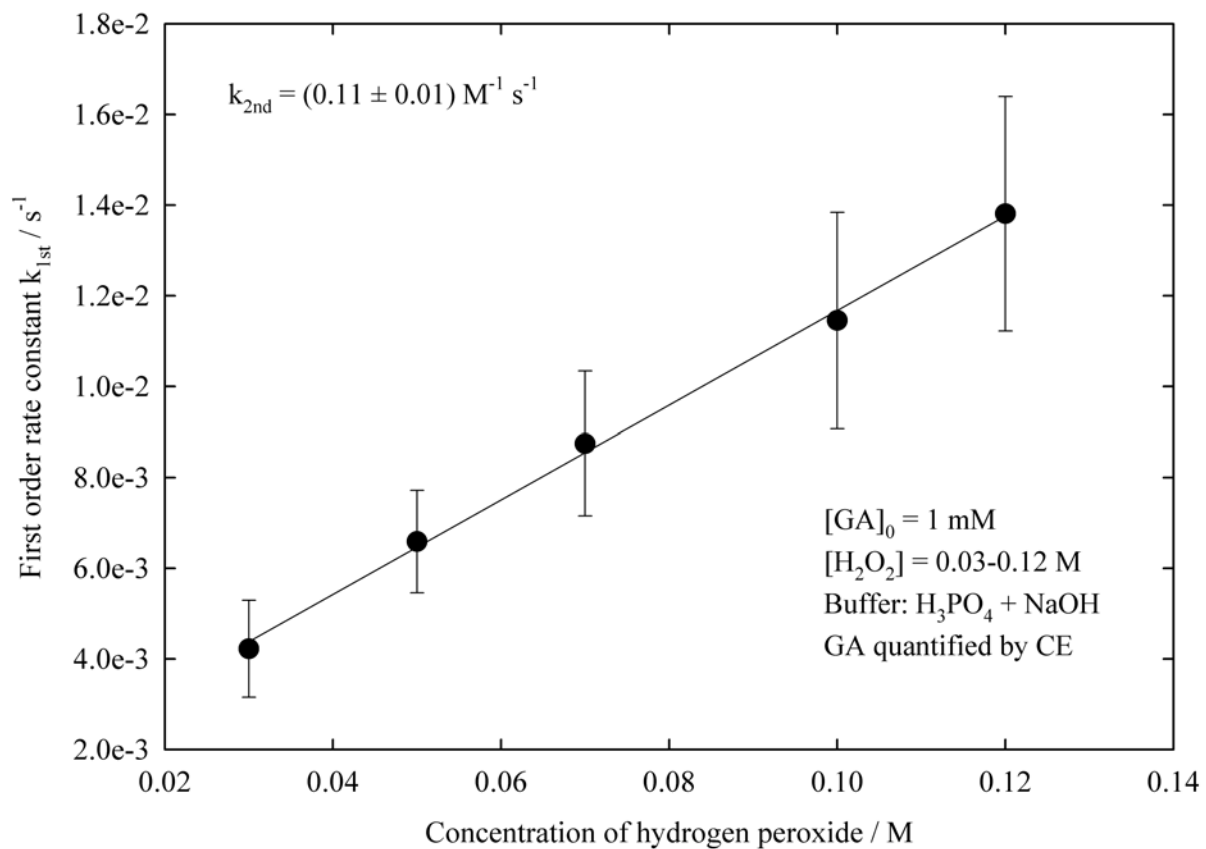
1 Table A 1 - continued. Pseudo-first order rate constants dependent on the reactant
 2 concentration for the investigated reactions.

Substance	H_2O_2		O_3	
	c / M	k_{1st} / s^{-1}	c / M	k_{1st} / s^{-1}
Glycolate pH 7	---	---	$1.00 \cdot 10^{-3}$	$(1.76 \pm 0.01) \cdot 10^{-3}$
	---	---	$4.00 \cdot 10^{-3}$	$(3.79 \pm 0.04) \cdot 10^{-3}$
	---	---	$7.00 \cdot 10^{-3}$	$(5.65 \pm 0.05) \cdot 10^{-3}$
	---	---	$1.00 \cdot 10^{-2}$	$(8.11 \pm 0.08) \cdot 10^{-3}$
	---	---	$1.50 \cdot 10^{-2}$	$(1.17 \pm 0.01) \cdot 10^{-2}$
Glycolaldehyde	0.02	$(4.88 \pm 0.04) \cdot 10^{-3}$	$1.00 \cdot 10^{-3}$	$(1.03 \pm 0.01) \cdot 10^{-3}$
	0.05	$(4.83 \pm 0.03) \cdot 10^{-3}$	$4.00 \cdot 10^{-3}$	$(2.29 \pm 0.01) \cdot 10^{-3}$
	0.10	$(6.05 \pm 0.05) \cdot 10^{-3}$	$7.00 \cdot 10^{-3}$	$(3.62 \pm 0.01) \cdot 10^{-3}$
	0.15	$(1.01 \pm 0.02) \cdot 10^{-2}$	$1.00 \cdot 10^{-2}$	$(5.14 \pm 0.02) \cdot 10^{-3}$
	0.20	$(1.15 \pm 0.06) \cdot 10^{-2}$	$1.50 \cdot 10^{-2}$	$(8.94 \pm 0.02) \cdot 10^{-3}$
Glyoxal	0.56	$(1.07 \pm 0.01) \cdot 10^{-4}$	$9.00 \cdot 10^{-4}$	$(1.89 \pm 0.01) \cdot 10^{-3}$
	0.84	$(1.58 \pm 0.01) \cdot 10^{-4}$	$1.50 \cdot 10^{-3}$	$(2.14 \pm 0.01) \cdot 10^{-3}$
	1.12	$(1.65 \pm 0.01) \cdot 10^{-4}$	$2.10 \cdot 10^{-3}$	$(2.87 \pm 0.01) \cdot 10^{-3}$
	1.40	$(2.29 \pm 0.01) \cdot 10^{-4}$	$2.40 \cdot 10^{-3}$	$(3.08 \pm 0.01) \cdot 10^{-3}$
	1.68	$(3.06 \pm 0.01) \cdot 10^{-4}$	$2.70 \cdot 10^{-3}$	$(3.25 \pm 0.01) \cdot 10^{-3}$
Methylglyoxal	---	---	$7.05 \cdot 10^{-4}$	$(2.38 \pm 0.02) \cdot 10^{-3}$
	---	---	$9.40 \cdot 10^{-4}$	$(2.76 \pm 0.02) \cdot 10^{-3}$
	---	---	$16.45 \cdot 10^{-3}$	$(4.61 \pm 0.03) \cdot 10^{-3}$
	---	---	$11.75 \cdot 10^{-3}$	$(3.36 \pm 0.02) \cdot 10^{-3}$
	---	---	$21.15 \cdot 10^{-3}$	$(6.45 \pm 0.08) \cdot 10^{-3}$
Methacrolein	1	$(0,25 \pm 0.02)$	$6.00 \cdot 10^{-5}$	1.71 ± 0.09
	1.5	$(0,27 \pm 0.06)$	$7.00 \cdot 10^{-5}$	1.85 ± 0.08
	2	$(0,34 \pm 0.04)$	$8.00 \cdot 10^{-5}$	2.06 ± 0.14
	2.5	$(0,36 \pm 0.04)$	$9.00 \cdot 10^{-5}$	2.36 ± 0.07
	3	$(0,38 \pm 0.02)$	$1.00 \cdot 10^{-4}$	2.58 ± 0.03
Methyl vinyl ketone	---	---	$6.00 \cdot 10^{-5}$	3.78 ± 0.09
	---	---	$7.00 \cdot 10^{-5}$	4.44 ± 0.02
	---	---	$8.00 \cdot 10^{-5}$	5.22 ± 0.04
	---	---	$9.00 \cdot 10^{-5}$	6.05 ± 0.15
	---	---	$1.00 \cdot 10^{-4}$	6.53 ± 0.11

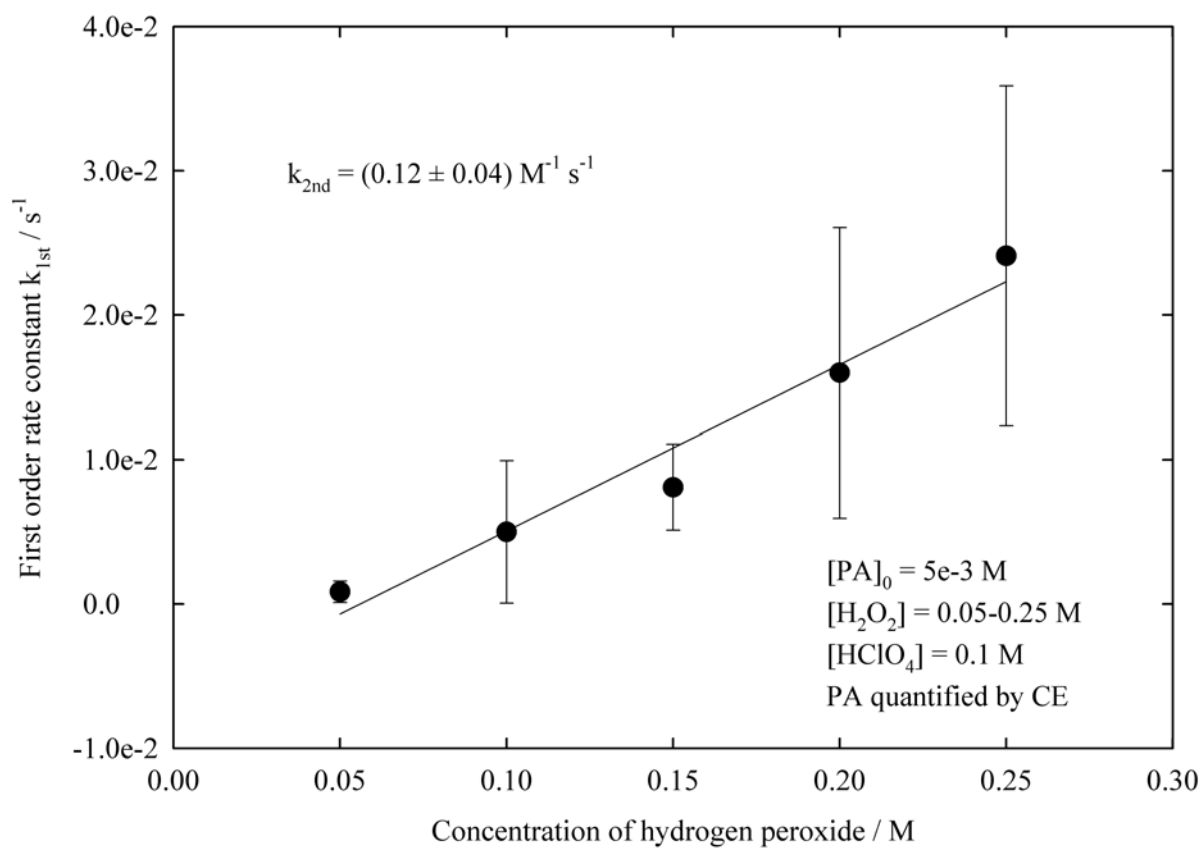


1
2 Figure A 1. First-order rate constants plotted over the concentration for the reaction of
3 glyoxylic acid with H_2O_2 at pH 1.

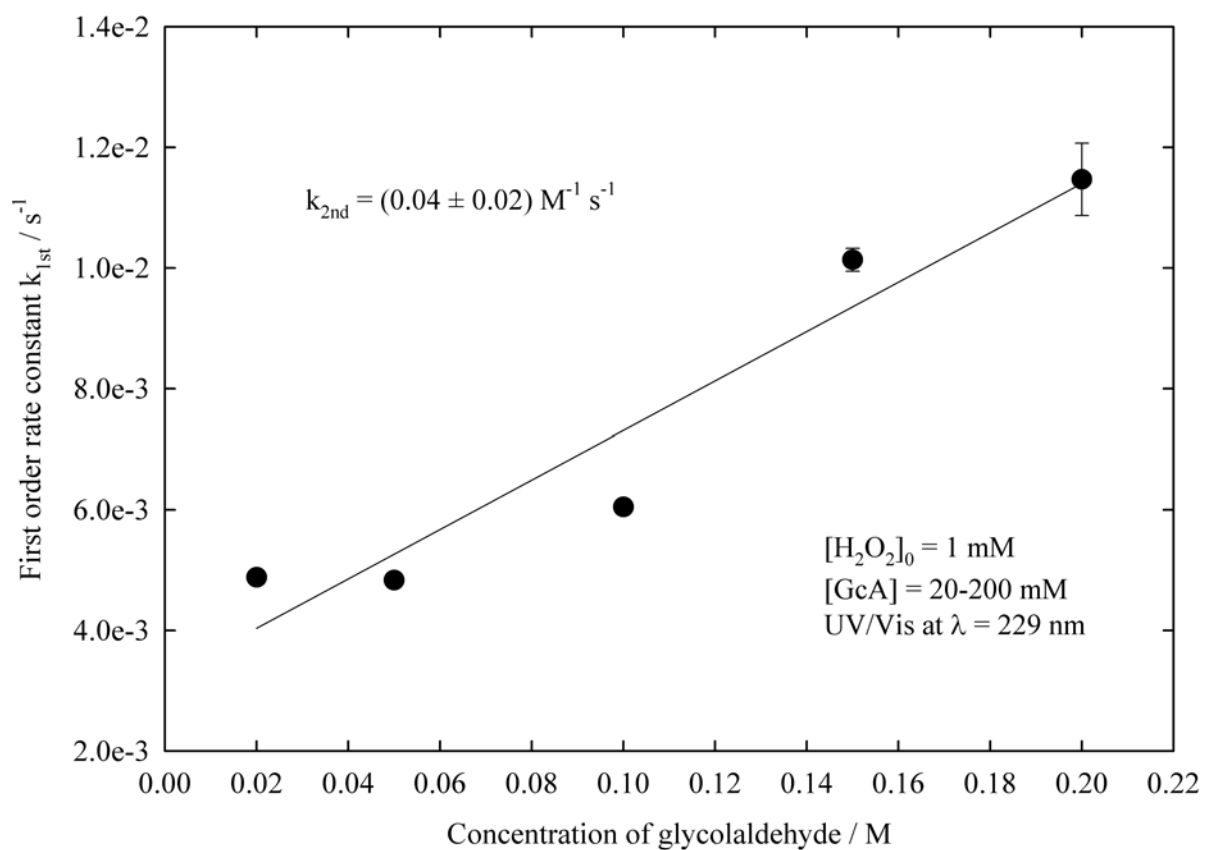
4



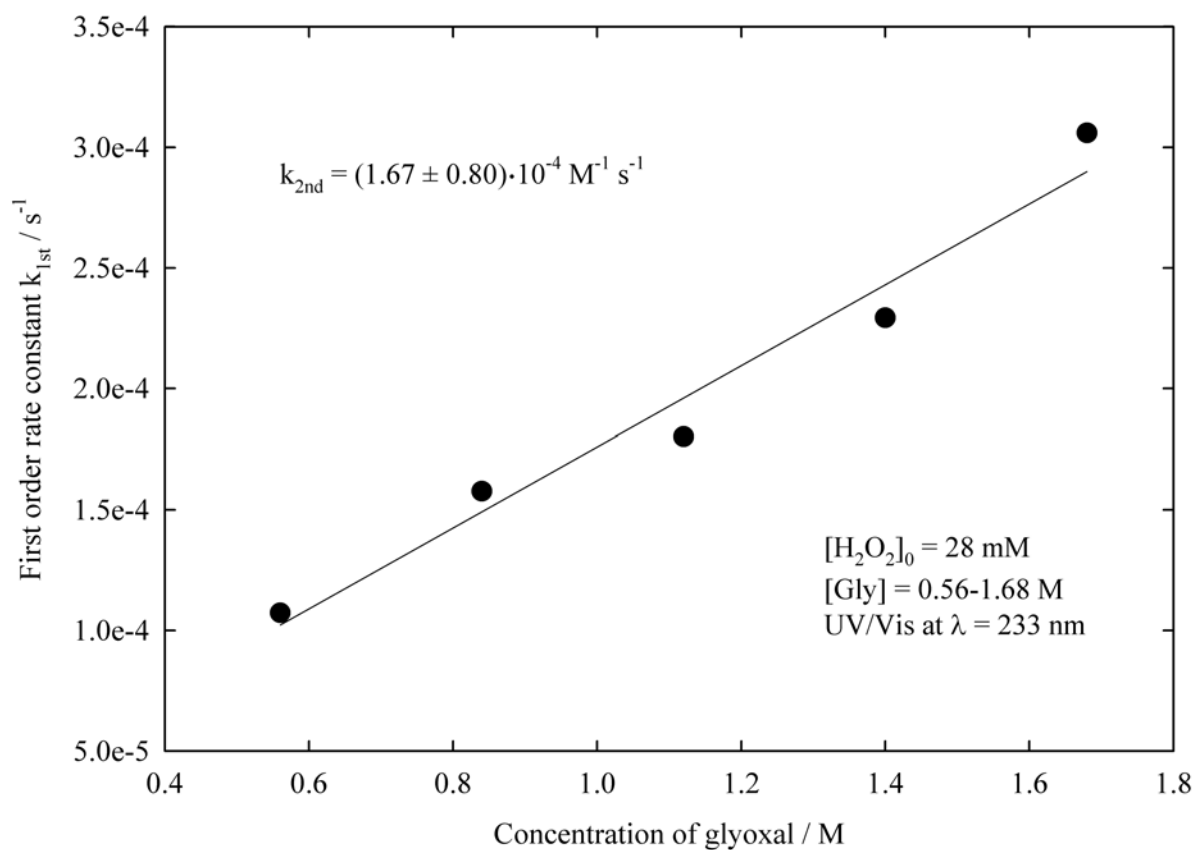
1
2 Figure A 2. First-order rate constants plotted over the concentration for the reaction of
3 glyoxylate with H₂O₂ at pH 7.



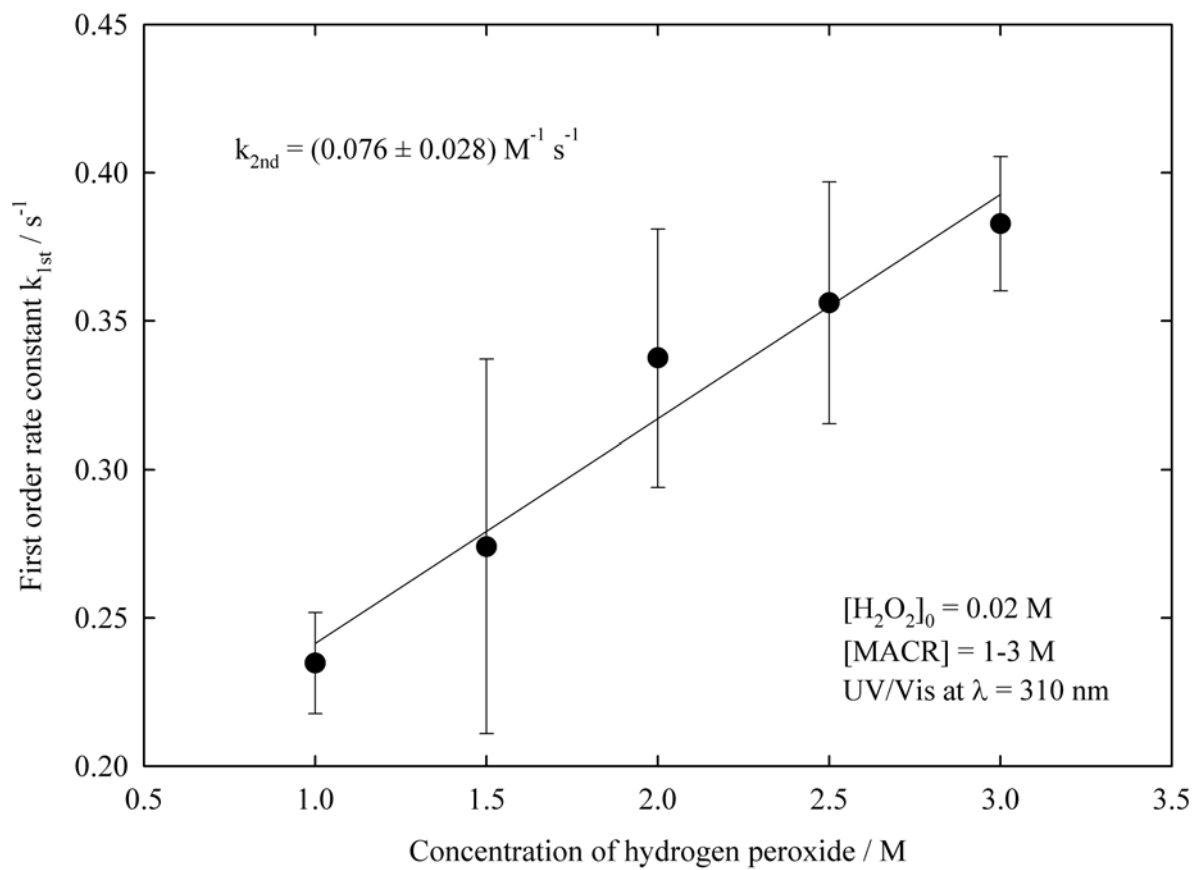
- 1
- 2 Figure A 3. First-order rate constants plotted over the concentration for the reaction of
- 3 pyruvic acid with H_2O_2 at pH 1.



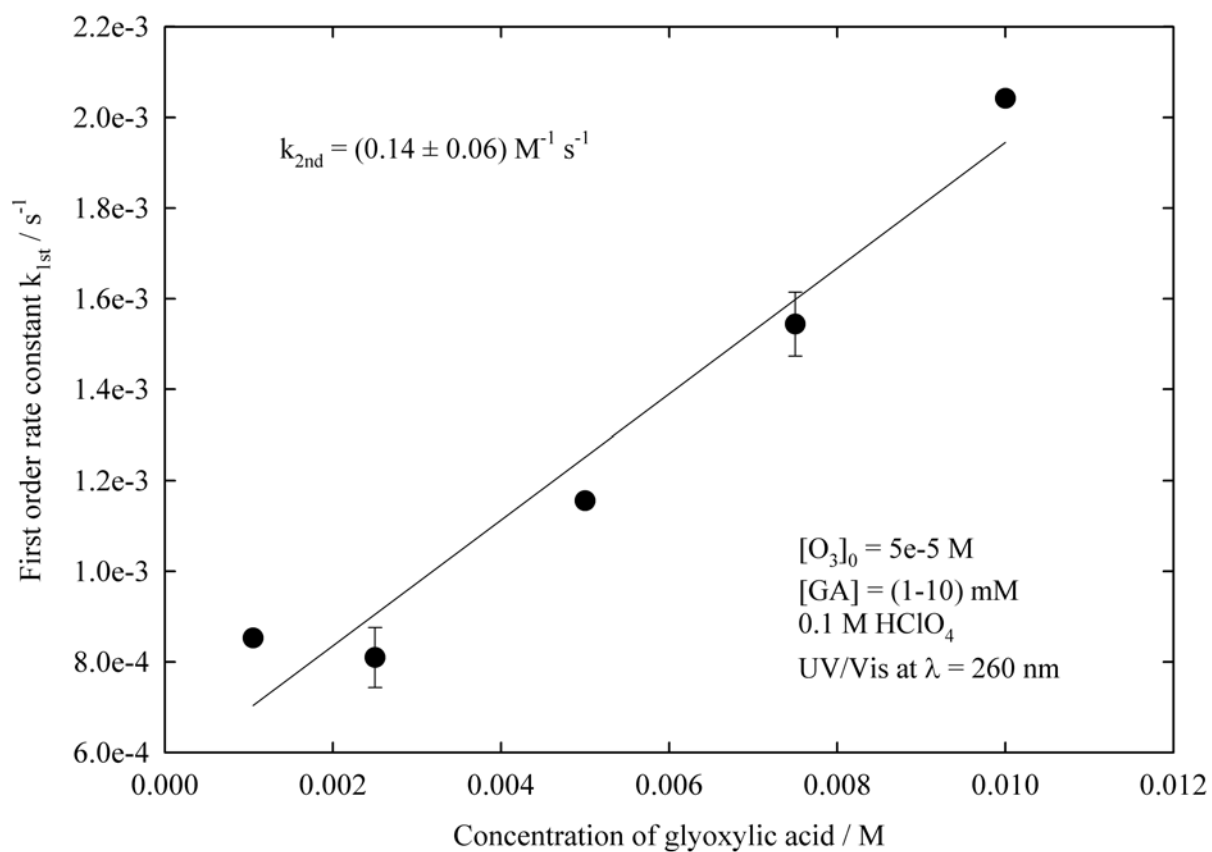
- 1
- 2 Figure A 4. First-order rate constants plotted over the concentration for the reaction of
- 3 glycolaldehyde with H_2O_2 .



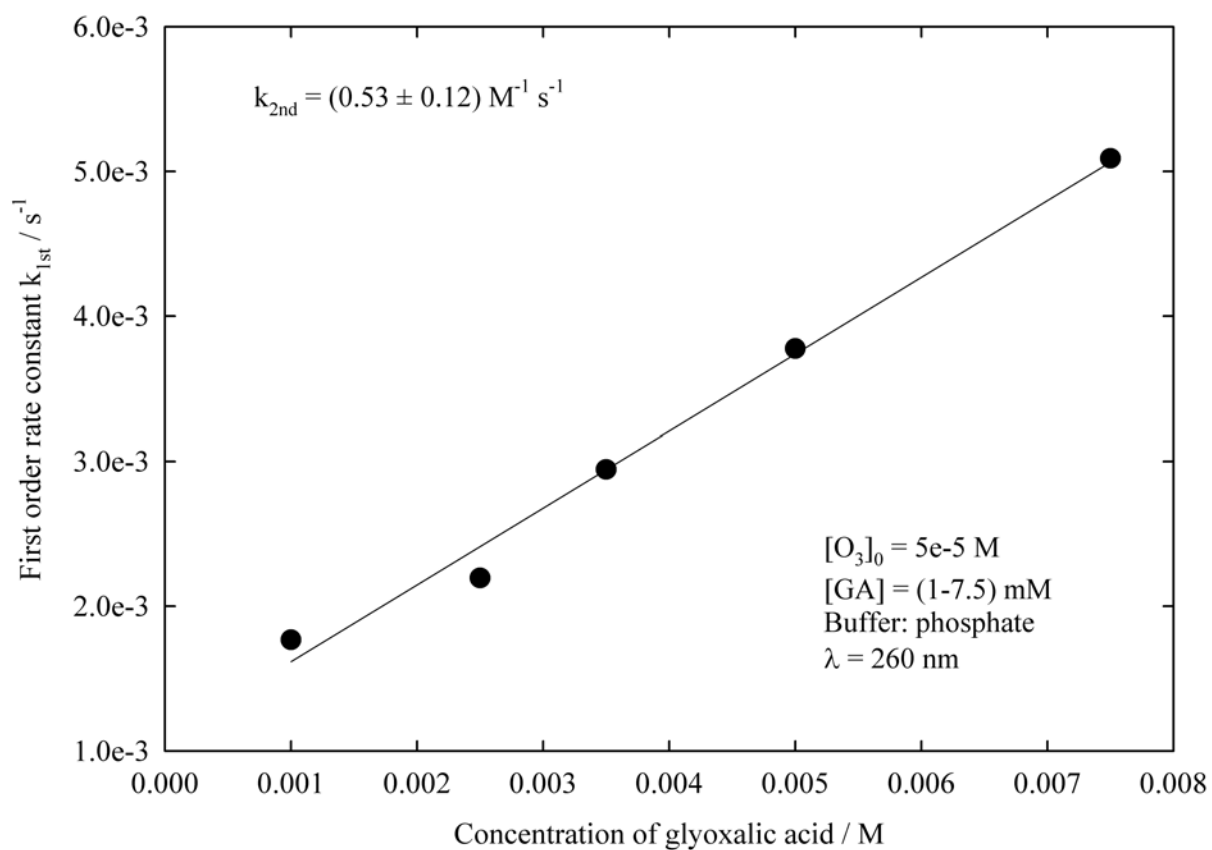
- 1
- 2 Figure A 5. First-order rate constants plotted over the concentration for the reaction of glyoxal
- 3 with H_2O_2 .



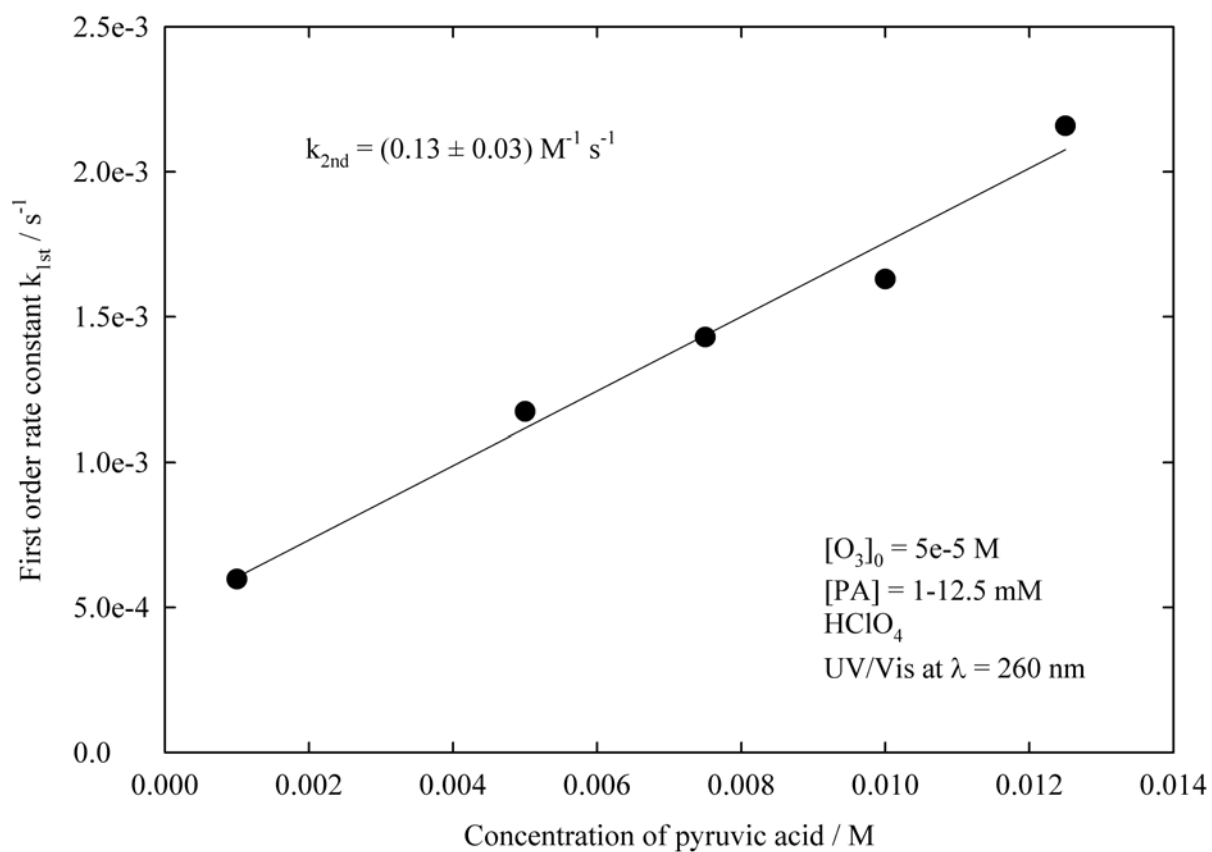
- 1
- 2 Figure A 6. First-order rate constants plotted over the concentration for the reaction of
- 3 methacrolein with H_2O_2 .
- 4



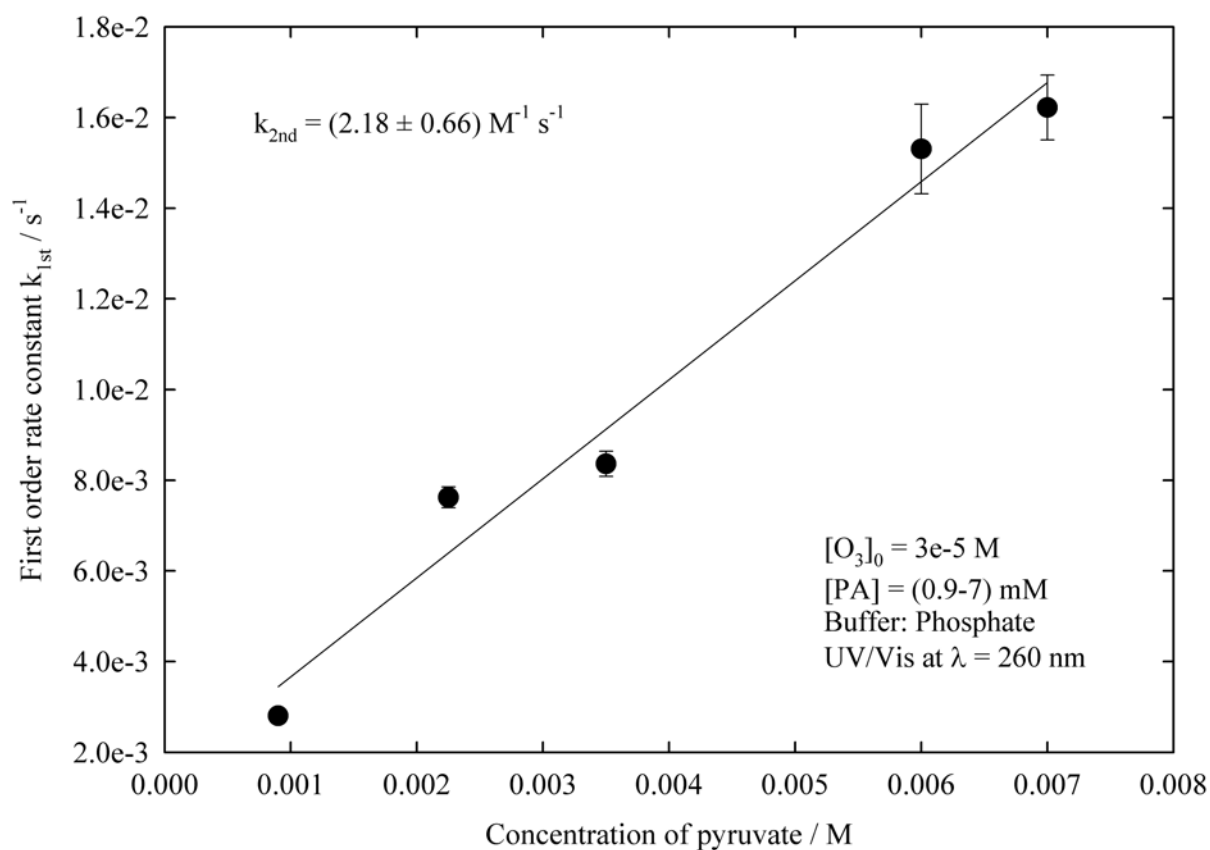
- 1
- 2 Figure A 7. First-order rate constants plotted over the concentration for the reaction of
- 3 glyoxylic acid with ozone at pH 1.



- 1
- 2 Figure A 8. First-order rate constants plotted over the concentration for the reaction of
- 3 glyoxylic acid/glyoxylate with ozone at pH 3.

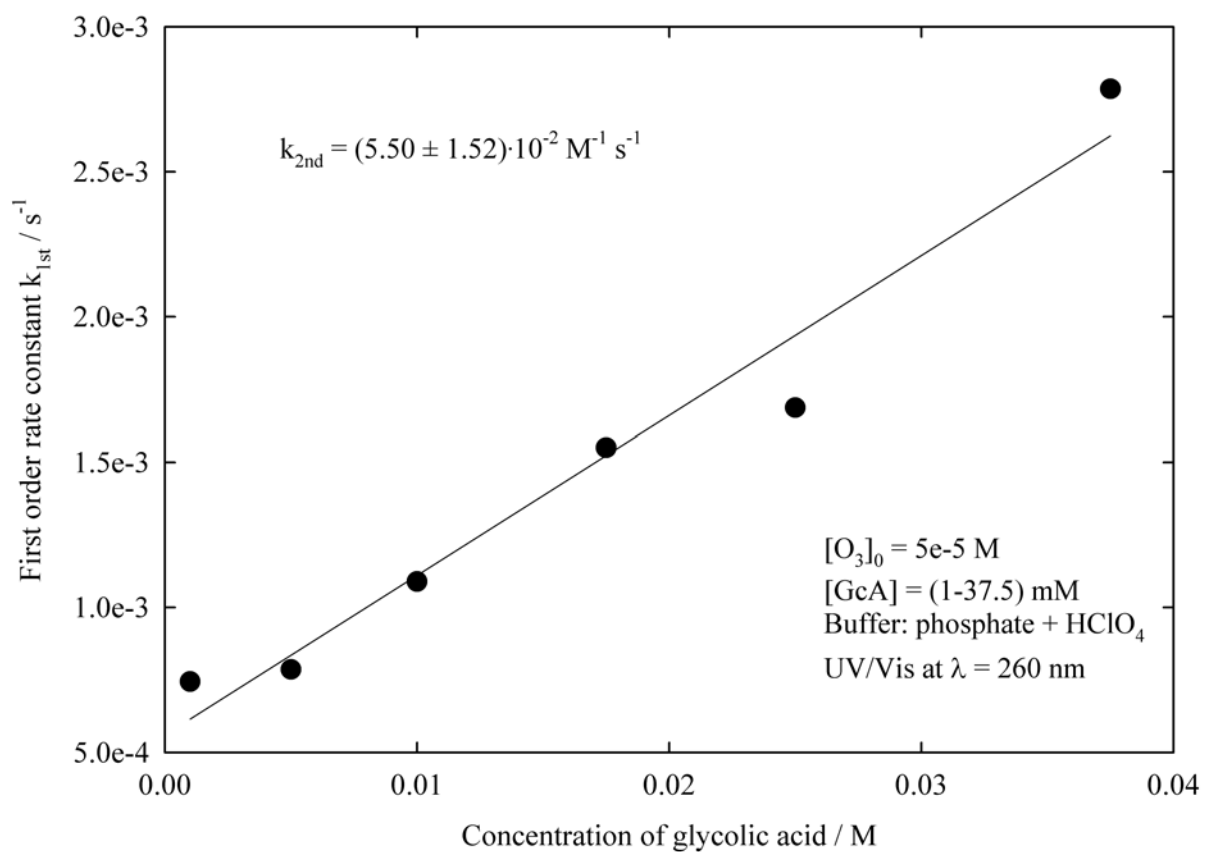


- 1
- 2 Figure A 9. First-order rate constants plotted over the concentration for the reaction of
- 3 pyruvic acid with ozone at pH 1.

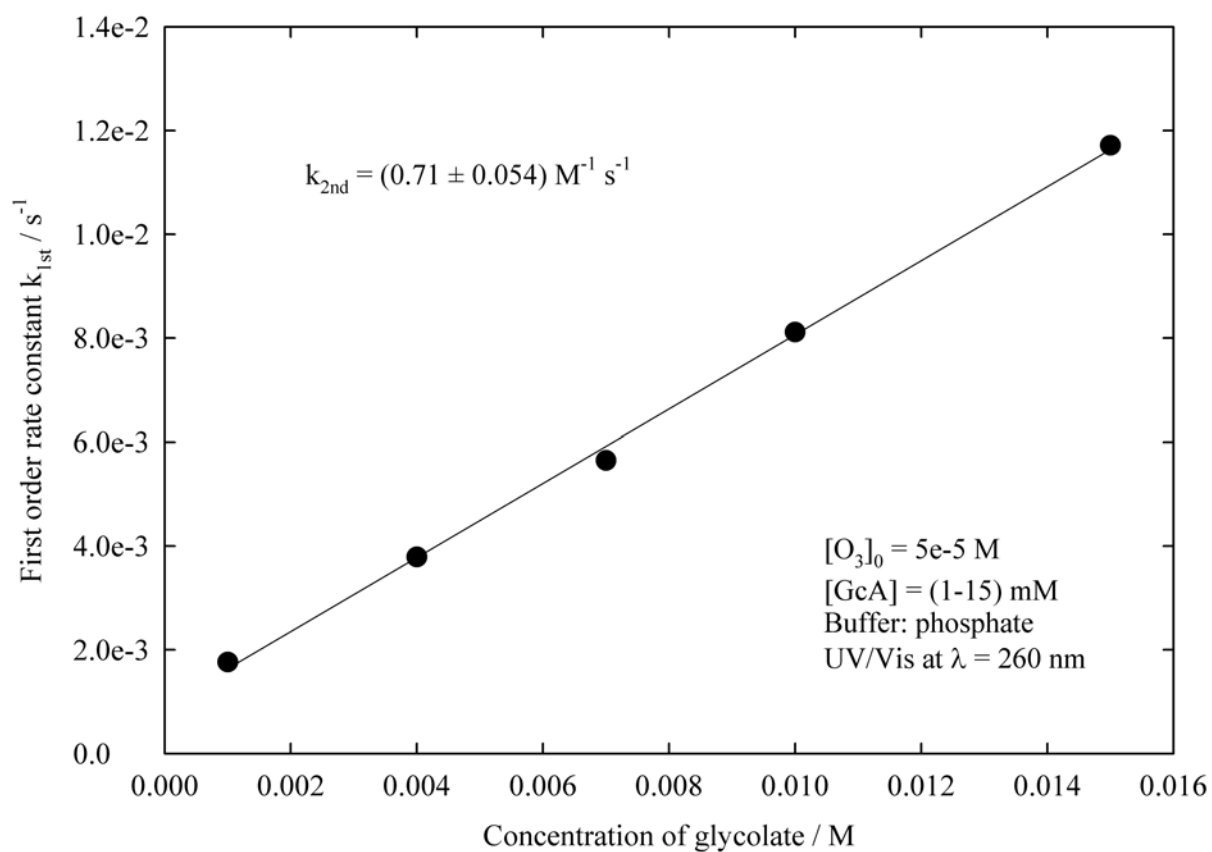


1
 2 Figure A 10. First-order rate constants plotted over the concentration for the reaction of
 3 pyruvate with ozone at pH 7.

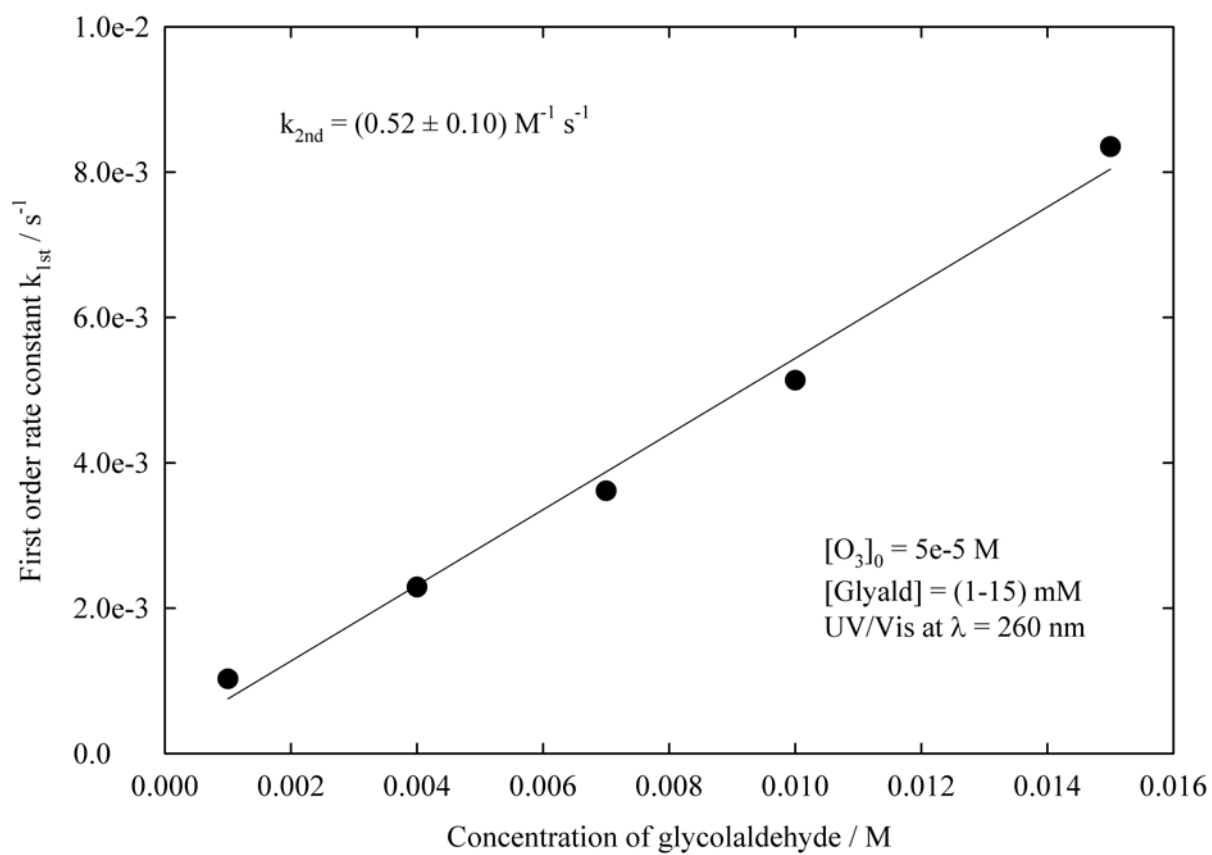
4



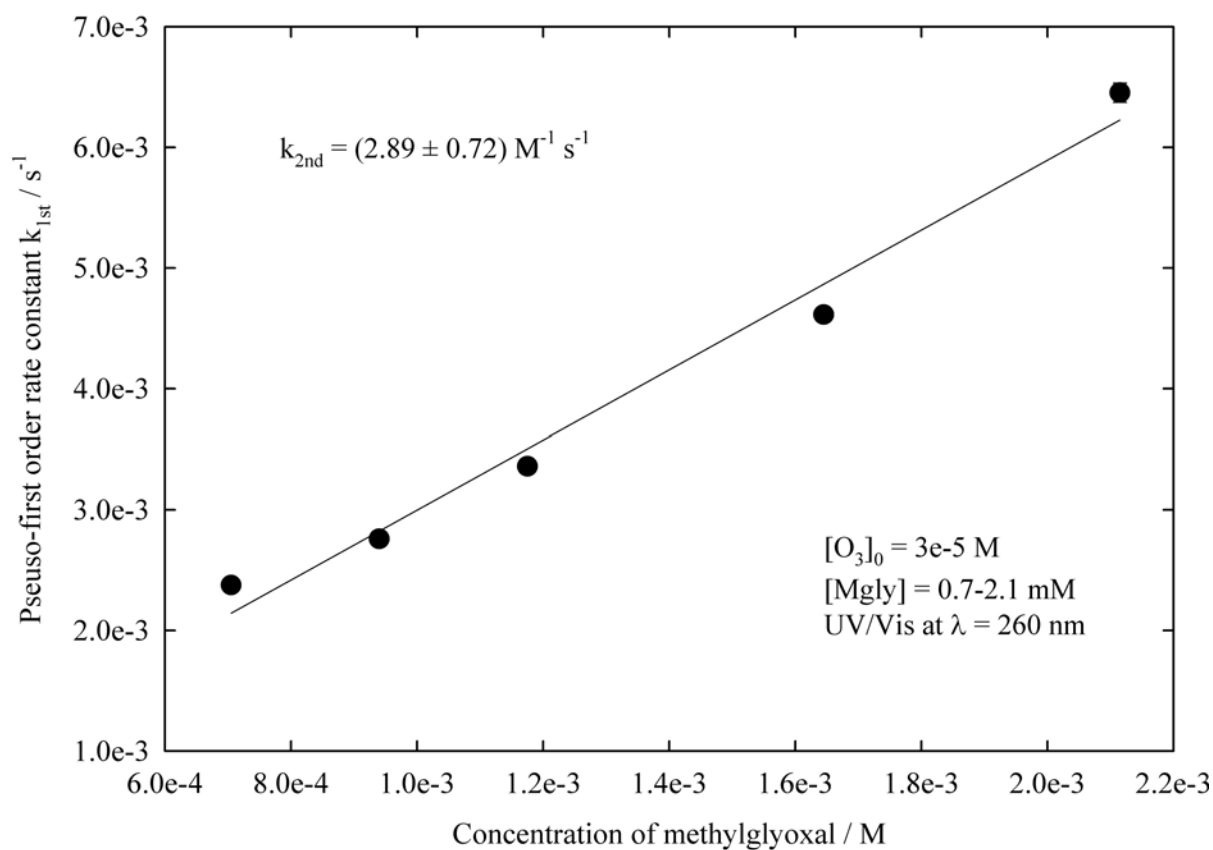
- 1
- 2 Figure A 11. First-order rate constants plotted over the concentration for the reaction of
- 3 glycolic acid with ozone at pH 1.



- 1
- 2 Figure A 12. First-order rate constants plotted over the concentration for the reaction of
- 3 glycolate with ozone at pH 7.



- 1
- 2 Figure A 13. First-order rate constants plotted over the concentration for the reaction of
- 3 glycolaldehyde with ozone.



1
2 Figure A 14. First-order rate constants plotted over the concentration for the reaction of
3 methylglyoxal with ozone.

4