

This discussion paper is/has been under review for the journal Atmospheric Chemistry and Physics (ACP). Please refer to the corresponding final paper in ACP if available.

Structure-activity relationship for the estimation of OH-oxidation rate constants of carbonyl compounds in the aqueous phase

J. F. Doussin^{1,2} and A. Monod³

¹Laboratoire Interuniversitaire des Systèmes Atmosphériques (LISA), UMR7583, CNRS – Université Paris-Est Créteil et Université Paris Diderot, Institut Pierre Simon Laplace (IPSL), Créteil, France

²University of Colorado, CIRES, Boulder, CO 80309, USA

³Aix Marseille Université, CNRS, LCE, FRE 3416, 13331, Marseille, France

Received: 10 January 2013 – Accepted: 19 April 2013 – Published: 14 June 2013

Correspondence to: J. F. Doussin (jean-francois.doussin@lisa.u-pec.fr)

Published by Copernicus Publications on behalf of the European Geosciences Union.

Estimation of aqueous phase $k(\text{OH})$ for carbonyls

J. F. Doussin and
A. Monod

Title Page

Abstract

Introduction

Conclusions

References

Tables

Figures

⏪

⏩

◀

▶

Back

Close

Full Screen / Esc

Printer-friendly Version

Interactive Discussion

Abstract

In the atmosphere, one important class of reactions occurs in the aqueous phase in which organic compounds are known to undertake oxidation towards a number of radicals, among which OH radicals are the most reactive oxidants. In 2008, Monod and Doussin have proposed a new structure activity relationship (SAR) to calculate OH-oxidation rate constants in the aqueous phase. This estimation method is based on the group-additivity principle and was until now limited to alkanes, alcohols, acids, bases and related polyfunctional compounds. In this work, the initial SAR is extended to carbonyl compounds, including aldehydes, ketones, dicarbonyls, hydroxy-carbonyls, acidic carbonyls, their conjugated bases, and the hydrated form of all these compounds. To do so, only five descriptors have been added and none of the previously attributed descriptors were modified. This extension leads now to a SAR which is based on a database of 102 distinct compounds for which 252 experimental kinetic rate constants have been gathered and reviewed. The efficiency of this updated SAR is such that 58 % of the rate constants could be calculated within $\pm 20\%$ of the experimental data and 76 % within $\pm 40\%$.

1 Introduction

In the atmosphere, one important class of condensed phase chemical reactions occur in the aqueous phase which can be found at various ionic strength in deliquescent particles, activated particles or in the droplets of clouds, fog and rain. In these media, organic compounds are known to undergo oxidation by a number of radicals, among which OH radicals are the most reactive oxidants (Herrmann et al., 2010). This reactivity initiates chain reactions that are related to atmospherically important issues such as the oxidizing capacity of the atmosphere (Monod and Carlier, 1999; Monod et al., 2007; Poulain et al., 2010; Ervens et al., 2012), the fate of organic compounds (Blando and Turpin, 2000; Monod et al., 2005) and the formation of secondary organic

Estimation of aqueous phase $k(\text{OH})$ for carbonyls

J. F. Doussin and
A. Monod

Title Page

Abstract

Introduction

Conclusions

References

Tables

Figures

◀

▶

◀

▶

Back

Close

Full Screen / Esc

Printer-friendly Version

Interactive Discussion



aerosol (SOA) (Altieri et al., 2006; Carlton et al., 2007; Volkamer et al., 2009; Ervens and Volkamer, 2010; Tan et al., 2010, 2012; Lim et al., 2010; Ervens et al., 2011).

Among the thousands of organic species involved in this chemistry, carbonyls play a major role in the atmosphere. Aldehydes and ketones are not only are major species directly emitted in the atmosphere, but furthermore the carbonyl function is systematically formed with high yields in the gas phase photooxidation processes of volatile organic compounds (VOCs) (Carlier et al., 1986; Finlayson-Pitts and Pitts, 2000). As shown by Aumont et al. (2005), thanks to explicit modelling, during the atmospheric oxidation of VOCs, a major fraction of the products are polyfunctional and the ketones and aldehydes functionalities together represent the major part of the resulting chemical functions. Additionally, it was recently evidenced that the heterogeneous and multiphase reactivity of polyfunctional carbonyl molecules (glyoxal, methylglyoxal, glycolaldehyde, pyruvic acid, methacrolein, methylvinylketone...), could lead to important amounts of oligomers, representing a possible substantial source of humic like substances (HULIS) and/or SOA in the atmosphere, especially in the presence of water (Loeffler et al., 2006; Altieri et al., 2006; Carlton et al., 2007; Volkamer et al., 2009; Perri et al., 2009; Ervens and Volkamer, 2010; Tan et al., 2010; Lee et al., 2012; Ervens et al., 2011; Liu et al., 2012; Ortiz-Montalvo et al., 2012). The oligomeric formation processes of carbonyls in the atmosphere are only partially understood, and a large effort currently concentrates on the determination of the oligomerization mechanisms. It is believed that these processes need the presence of water. In the aqueous phase, it has been recently suggested that radical polymerisation, initiated by OH-oxidation of partially (or fully) hydrated carbonyls, are responsible for the formation of oligomers (Lim et al., 2010; Tan et al., 2012; Renard et al., 2013). While the database of experimental kinetic parameters relevant to the atmospheric aqueous phase is still limited, the number of compounds which can be potentially involved in such processes is tremendous. It is thus of primary importance to develop tools to accurately predict the initiation OH-oxidation step for both carbonyl compounds and their corresponding hydrated forms. The need for such tools is even strengthened by the development of

Estimation of aqueous phase $k(\text{OH})$ for carbonyls

J. F. Doussin and
A. Monod

[Title Page](#)[Abstract](#)[Introduction](#)[Conclusions](#)[References](#)[Tables](#)[Figures](#)[⏪](#)[⏩](#)[◀](#)[▶](#)[Back](#)[Close](#)[Full Screen / Esc](#)[Printer-friendly Version](#)[Interactive Discussion](#)

box models to accurately simulate laboratory aqueous phase experiments (Lim et al., 2010), larger multiphase atmospheric models comprising several hundreds of aqueous phase reactions (Herrmann et al., 2005) or the development of explicit models (Mouchel-Vallon et al., 2013) comprising thousands of aqueous phase reactions.

5 Monod and Doussin (2008) have proposed a new structure-activity relationship (SAR) for the OH-oxidation (by H-abstraction) of aliphatic organic compounds in the aqueous phase. The studied organic compounds included aliphatic alkanes, alcohols, organic acids, bases and polyfunctional compounds containing at least two of these functions. The methodology used was based on Atkinson's group-additive SAR (Atkinson, 1987; Kwok and Atkinson, 1995) for the gas phase reactions with, as a major
10 difference, the β -position effects taken into account. The resulting accuracy of this method was as 60 % of the estimated values were found within the range of 80 % of the experimental values (Monod and Doussin, 2008).

Minakata et al., 2009, using a similar group contribution approach, have proposed
15 another structure-activity method concerning both H-abstraction and OH-addition on C=C double bonds. For saturated species, while this alternative relationship is applicable to a larger number of chemical families (as it includes ethers, esters, halides, nitrile, amines, amides, sulphides, sulfoxides, thiols, nitro-compounds, nitroso-compounds and phosphate-containing compounds, in addition to those modelled by Monod and
20 Doussin, 2008), it involves only a parameterization using the α -position effect and no group contribution factor for $k(\text{OH})$ rate constants. This latter choice makes this SAR simpler to implement but it lowers its prediction performances. This may explain that, in their thorough comparison of the robustness of the two SAR for alkanes, mono-alcohols, poly-alcohols, and carboxylic acids, Herrmann et al. (2010) found that the SAR proposed by Monod and Doussin (2008) gave better performances and eventually implemented it in the CAPRAM 3.0i model whenever possible (Herrmann, 2011).
25

More recently, Minakata and Crittenden (2011) have demonstrated the linear free energy relationships between aqueous phase hydroxyl radical rate constants and free energy of activation (E_a) bringing more robust basis to SARs and opening the way for


Estimation of aqueous phase $k(\text{OH})$ for carbonyls

J. F. Doussin and
A. Monod

[Title Page](#)[Abstract](#)[Introduction](#)[Conclusions](#)[References](#)[Tables](#)[Figures](#)[⏪](#)[⏩](#)[◀](#)[▶](#)[Back](#)[Close](#)[Full Screen / Esc](#)[Printer-friendly Version](#)[Interactive Discussion](#)

other types of parameterization involving E_a . Nevertheless, these parameterizations require extensive quantum mechanical calculations for each molecule considered which make them still too cumbersome (and imprecise for larger molecules) for any automatic implementation in explicit models.

One of the major drawbacks of the SAR proposed by Monod and Doussin (2008) was the lack of parameterization for the carbonyl function. The difficulty with carbonyl compounds is due to their well-known ability to undergo hydration in the aqueous phase leading to equilibrium with the corresponding gem-diols forms (Reaction R1).



The value of the equilibrium constant K_{hyd} can vary by several orders of magnitude depending on the chemical structure of the considered molecule, while the reactivity towards OH can differ by a factor of 3 from the carbonyl to the corresponding gem-diol form (Schuchmann and von Sonntag, 1988). The combination of these two effects leads to major difficulties in the reliable parameterization of rate constants which were often experimentally determined when both forms were co-existing.

Minakata et al. (2009) considered carbonyl bearing molecules either being totally hydrated (formaldehyde and glyoxal for which $K_{\text{hyd}} > 100$), either totally non hydrated ($K_{\text{hyd}} < 0.01$), with an exception for acetaldehyde, which was treated in its two forms as its K_{hyd} was known to be close to 1 ($K_{\text{hyd, acetaldehyde}} = 1.4$ at 298 K). However, K_{hyd} is also intermediate for many other carbonyls such as propionaldehyde, butyraldehyde, valeraldehyde, isobutyraldehyde, pyruvic acid, biacetyl (see Table 1), which requires a careful OH-oxidation rate constant estimation for both forms to try to correlate estimated and experimental values. While significant, the K_{hyd} database is incomplete, which was a major difficulty for the development of a SAR taking into account the hydration ratio. Meanwhile, a specific Structure-activity relationship dedicated to K_{hyd} was proposed by Raventos-Duran et al. (2010), allowing the possibility of extending the Monod and Doussin (2008) SAR to carbonyls.

Estimation of aqueous phase $k(\text{OH})$ for carbonyls

J. F. Doussin and
A. Monod

[Title Page](#)[Abstract](#)[Introduction](#)[Conclusions](#)[References](#)[Tables](#)[Figures](#)[⏪](#)[⏩](#)[◀](#)[▶](#)[Back](#)[Close](#)[Full Screen / Esc](#)[Printer-friendly Version](#)[Interactive Discussion](#)

Estimation of aqueous phase $k(\text{OH})$ for carbonyls

J. F. Doussin and
A. Monod

Title Page

Abstract

Introduction

Conclusions

References

Tables

Figures

⏪

⏩

◀

▶

Back

Close

Full Screen / Esc

Printer-friendly Version

Interactive Discussion

Considering both the importance of carbonyl multiphase chemistry in the atmosphere and the new possibilities for their SAR parameterisation, the present work aims at extending the Monod and Doussin (2008) SAR to carbonyl compounds, including aldehydes, ketones, dicarbonyls, hydroxy-carbonyls, acidic carbonyls, their conjugated bases, and all their corresponding gem-diol forms.

2 Methodology

2.1 Structure-activity relationship principles

Considering that the aim of this work is to extend the structure-activity relationship proposed by Monod and Doussin (2008), the principle of the estimation remains unchanged. It is based on the assumption that the overall rate constant for the OH radical induced H-abstraction is equal to the sum of each kinetic rate of each reactive site. These partial kinetic rates are determined by taking into account the chemical environment of the function along the carbon skeleton. Each $-\text{CH}_3$, $-\text{CH}_2-$, $-\text{CH}<$, $-\text{OH}$ and $-\text{CHO}$ function of the molecule is associated with a group kinetic rate constant: $k(\text{group})$ (Eq. 1). To take into account both field and resonance effects, the rate constants k associated with each H-bearing function are modulated with both the α -neighboring effect (represented by the F parameters) and the β -neighboring effect (represented by the G parameters).

$$k = \sum \left(k(\text{group}_i) \times \prod F(\alpha - \text{group}) \times \prod G(\beta - \text{group}) \right) \quad (1)$$

Furthermore, the effects of cyclic structures with 4 to 7 carbon atoms is taken into account by the addition of specific descriptors.

2.2 Hydration equilibrium

One of the major difficulties of this work is due to the hydration equilibrium (Reaction R1) of the carbonyl in aqueous solution. As already mentioned, carbonyl species undergo hydration and can reach equilibrium with their parent gem-diol species with an equilibrium constant K_{hyd} , which can be defined, when one considers water activity as unity, as in Eq. (2):

$$K_{\text{hyd}} = \frac{[\text{gem-diols}]}{[\text{carbonyls}]} = \frac{k_{\text{hydration}}}{k_{\text{dehydration}}} \quad (2)$$

where $k_{\text{hydration}}$ and $k_{\text{dehydration}}$ are respectively the forward and the reverse kinetic rate constants of Reaction (R1).

Typically, the reactivity of these partner molecules toward the hydroxyl radical is significantly larger for the carbonyl form than for the gem-diol form (Schuchmann and von Sonntag, 1988). Furthermore, K_{hyd} can differ by orders of magnitude from one species to the other. Indeed, the position of the equilibrium is greatly dependent on the structure of the hydrate. Thus, as an example, formaldehyde in water at 20 °C exists 99.99 % in the hydrated form, while for acetaldehyde this figure is 58 %, and for acetone the hydrate concentration is negligible (see Table 1). It was, hence, necessary to take into account this equilibrium when performing SAR calculation. To do so, descriptors were proposed to calculate both the carbonyl + OH and gem-diol + OH rate constants and an overall rate constant was calculated as follows (Eq. 3) to be compared with experimental data.

$$k_{\text{overall}} = \frac{K_{\text{hyd}} \times k_{\text{gem-diol}} + k_{\text{carbonyl}}}{K_{\text{hyd}} + 1} \quad (3)$$

where k_{overall} is the overall rate constant for the OH oxidation and $k_{\text{gem-diol}}$ and k_{carbonyl} the calculated rate constant for related species. This approach assumes that, otherwise

Estimation of aqueous phase $k(\text{OH})$ for carbonyls

J. F. Doussin and
A. Monod

Title Page

Abstract

Introduction

Conclusions

References

Tables

Figures

⏪

⏩

◀

▶

Back

Close

Full Screen / Esc

Printer-friendly Version

Interactive Discussion

mentioned, the hydration equilibrium was always reached in the experimental setups to determine the related overall rate constants.

To provide substantial basis for this assumption, we have collected rate constants for the hydration and dehydration processes from the literature. Both processes are generally acid-base catalyzed (Bell et al., 1956; Betterton and Hoffmann, 1987); hence, in the absence of any other catalyst, pseudo-first order hydration rate constant may be expressed by the sum of the following terms:

$$k_{\text{hydration}} = k_{\text{H}_2\text{O}} + k_{\text{H}^+}[\text{H}_3\text{O}^+] + k_{\text{OH}^-}[\text{OH}^-] \quad (4)$$

This rate constant is obviously extremely dependant on pH. Typically k_{H^+} is three to four orders of magnitude larger than $k_{\text{H}_2\text{O}}$ while k_{OH^-} is two to three orders of magnitude larger than k_{H^+} , thus explaining why $k_{\text{hydration}}$ reaches a minimum value close to neutrality.

Pseudo-first order rate constants for these processes close to neutrality are gathered in Table 2. Hydration rate constants are often, but not always, quite large and the equilibrium is then reached within a few seconds. On the contrary to the common belief, some of these processes are rather slow as it is the case for acetaldehyde and other larger aliphatic aldehydes such as propionaldehyde and isobutyraldehyde (Pocker and Dikerson, 1969). At room temperature, it may take few tens of seconds to reach the equilibrium while, near 0 °C, it may take several hundreds of seconds.

This observation led us to carefully review our OH reaction rate constant experimental database (see section “Database”) to verify that equilibrium was always achieved during the experiments by checking that hydration processes were always largely faster than the studied reaction. It is important to note here that the values shown in Table 2 are true minima as they are taken near pH = 7 and without taking into account any other possible catalysts. In many experimental studies, pH was often far from neutrality. Monod et al. (2005) for example, used the Fenton reaction at pH = 2 for aliphatic aldehydes which allowed a hydration rate in the range of 1 s^{-1} (Pocker and Dikerson, 1969). Other studies used pulsed OH generation systems coupled with fast detection

Estimation of aqueous phase $k(\text{OH})$ for carbonyls

J. F. Doussin and
A. Monod

[Title Page](#)[Abstract](#)[Introduction](#)[Conclusions](#)[References](#)[Tables](#)[Figures](#)[⏪](#)[⏩](#)[◀](#)[▶](#)[Back](#)[Close](#)[Full Screen / Esc](#)[Printer-friendly Version](#)[Interactive Discussion](#)

of reactants such as pulsed radiolysis (Schuchmann and von Sonntag, 1988) or flash photolysis (Gligorovski and Hermann, 2004) and were looking at the OH oxidation processes over timescales of few milliseconds (or less) which were considered to be sufficiently short to neglect any significant equilibrium feedback at least at room temperature, which is the only temperature investigated in the present study.

2.3 Carbonyls and gem-diols descriptors

In this work, five descriptors were added to the SAR from Monod and Doussin (2008). These new parameters are $k(-CHO)$, $F'(-OH)$, $F(C=O)$, $G(\text{gemOH})$ and $G(C=O)$, they are specific to carbonyls and gem-diols. Among these descriptors, $k(-CHO)$ is the only one directly related with the abstraction of an H on a new function; $F(\text{CO})$ and $G(\text{CO})$ represent the α - and β -effects of the carbonyl function for both aldehydes and ketones while $F'(\text{OH})$ represents the α -effect of a second OH borne by the C of the gem-diol function. It must be indicated that the α -effect of the first OH has been previously determined in Monod and Doussin (2008) and has not been modified here. Eventually, $G(\text{gemOH})$ represents the β -effect of the second OH on the H-abstraction on the first OH in the gem-diol function. Again, the $k(\text{OH})$ value was taken as previously determined. Two examples are given in Table 3 to illustrate the use of this new relationship: one for 2-butanone, the other for propionaldehyde, and their corresponding gem-diols.

The new descriptors $k(-CHO)$, $F'(-OH)$, $F(C=O)$, $G(\text{gemOH})$ and $G(C=O)$ were varied simultaneously using the Microsoft[®] Excel[®] Solver routine in order to minimize the sum of the normalized square difference between calculated and experimental values. The parameters previously determined by Monod and Doussin (2008) remained unchanged.

2.4 Database

This work is based on the data given in Table 1 and in Table 4 which respectively gather experimental, theoretical, estimated and preferred values for the hydration equilibrium

Estimation of aqueous phase $k(\text{OH})$ for carbonyls

J. F. Doussin and
A. Monod

Title Page

Abstract

Introduction

Conclusions

References

Tables

Figures

⏪

⏩

◀

▶

Back

Close

Full Screen / Esc

Printer-friendly Version

Interactive Discussion



that for each of these outliers (mainly polyfunctionals) some other experimental data are well reproduced by the SAR.

The normalized difference between calculated and experimental constant (Δ factor defined as in Eq. 5) can be used to evaluate the efficiency of the SAR.

$$\Delta = \frac{k_{\text{exp}} - k_{\text{calc}}}{k_{\text{exp}}} \quad (5)$$

The statistic distribution of Δ is given in Fig. 2 from which we determined that for 41 % of the carbonyl compounds, the SAR was able to reproduce the experimental values within a range of $\pm 20\%$ and for 72 % within a range of $\pm 40\%$. These values are slightly less satisfactory than the overall SAR described by Monod and Doussin (2008), for which the 80 % efficiency level was reached for 60 % of the compounds, instead of 41 % here. This reduced efficiency can be explained by various factors among which the fact that for carbonyls, our calculations merge two levels of uncertainties: (i) the efficiency of the SAR and (ii) the uncertainties associated with the hydration equilibrium constant determination. In addition, the limited number of available data and the limited diversity of structures must be pointed out. It can be seen, also, from Fig. 2, that our SAR performs well for ketones and aldehydes and that the results are slightly less satisfactory for polyfunctional species.

Two classes of compounds have been excluded from this statistical analysis because it was considered that their reactivities for the H-abstraction process, which is the purpose of this SAR, were not relevant. Hence, α -carbonyls bases (pyruvate, ketomalونات) and β -diketones (acetylaceton) were not considered in the efficiency evaluation even when the calculated values were not too far from the experimental values. Similarly to what has been shown by Karpel Vel Leitner and Doré (1997) for oxalate, α -carbonyl bases can undergo electron transfer following Reaction (R2) (Huie, 1995; Ervens et al., 2003 or Schaefer et al., 2012)



15959

Estimation of aqueous phase $k(\text{OH})$ for carbonyls

J. F. Doussin and
A. Monod

Title Page

Abstract

Introduction

Conclusions

References

Tables

Figures

⏪

⏩

◀

▶

Back

Close

Full Screen / Esc

Printer-friendly Version

Interactive Discussion



For pyruvate ion, our calculated value is $1.2 \times 10^8 \text{M}^{-1} \text{s}^{-1}$ while the most recent values range between 3.8×10^8 and $7.1 \times 10^8 \text{M}^{-1} \text{s}^{-1}$ (Schaefer et al., 2012). For ketomalonates, the situation is even worse as no H available for abstraction can be identified over the structure (as the main form is the dehydrated form according to Raventos-Duran, 2008 calculation). In this case, our approach would lead to a negligible rate constant which is clearly not the case (see Table 1). Obviously, our SAR fails to catch this reactivity as it is relevant for another chemistry. It must be pointed out here that the introduction of a $k(\text{C}(\text{O})\text{COO}^-) = 2.1 \times 10^8 \text{M}^{-1} \text{s}^{-1}$ for Reaction (R2) and the corresponding use of the factors $F(\text{CH}_3)$, $F(\text{COOH})$ and $F(\text{COO}^-)$ would reconcile the calculated and the experimental data for pyruvate, ketomalonate and ketomalonate dianion, respectively. This value is close to $3.9 \times 10^8 \text{M}^{-1} \text{s}^{-1}$ which is the rate constant for a very similar reaction (Buxton et al., 1988) i.e. the electron transfer between the carbonate ions and the OH radical (Reaction R3):



Nevertheless, it was not decided to extend our SAR to electron transfer processes considering the little information available and the very limited number of molecules in our database which could be affected.

The other reaction which appears to be irrelevant from the point of view of H-abstraction involves acetylacetone. It is well known that β -diketones are particularly prone to form stable enols or enolates because of conjugation of the enol or enolate with the other carbonyl group, and the stability is gained in forming a H-bonded six-membered ring. In this case, OH radical addition on the enol form is likely to be the dominant process. For acetylacetone, the use of our SAR leads to $2.2 \times 10^8 \text{M}^{-1} \text{s}^{-1}$ while the experimental value is more than 40 times larger.

Estimation of aqueous phase $k(\text{OH})$ for carbonyls

J. F. Doussin and
A. Monod

[Title Page](#)[Abstract](#)[Introduction](#)[Conclusions](#)[References](#)[Tables](#)[Figures](#)[⏪](#)[⏩](#)[◀](#)[▶](#)[Back](#)[Close](#)[Full Screen / Esc](#)[Printer-friendly Version](#)[Interactive Discussion](#)

4 Discussion

4.1 SAR Parameters values

The five descriptors determined here (Table 5) to extend the existing SAR to carbonyls are not meaningless. On the contrary, they carry significant chemical information and the fitted values can be rationalized as shown below.

Indeed, the value found for the rate constant of the aldehydic function ($k(\text{CHO}) = 1.86 \times 10^9 \text{ M}^{-1} \text{ s}^{-1}$) is significantly higher than any of the other base abstraction rate constants (respectively 3.5×10^8 , 6.5×10^8 and $4.7 \times 10^8 \text{ M}^{-1} \text{ s}^{-1}$ for $k(\text{CH}_3)$, $k(\text{CH}_2)$ and $k(\text{CH})$ and $6.9 \times 10^8 \text{ M}^{-1} \text{ s}^{-1}$ for $k(\text{OH})$). This result reflects the well-known enhanced reactivity of the aldehyde function which has been also observed in the gas phase (Kwok and Atkinson, 1995) and which is further confirmed by the corresponding bond dissociation energies (BDE). For acetaldehyde in the gas phase, Blanksby and Ellison (2003) report BDE values of $89.4 \pm 0.3 \text{ kcal mol}^{-1}$ and $94 \pm 2 \text{ kcal mol}^{-1}$ for the C-H bond dissociation in the aldehydic function and in the CH_3 group respectively (these values do not take into account solvation enthalpies). It is also in good agreement with the fact that aldehydes are more reactive than their corresponding gem-diols as it was experimentally demonstrated by Schuchmann and von Sonntag (1988) for acetaldehyde and ethylgemdiol which differ by a factor of 3 (Table 4). Nevertheless, this ratio cannot be extrapolated to all carbonyls. Indeed, as can be seen in Fig. 3, the rate constants for gem-diols linearly correlate with the carbonyl rate constants with a slope close to unity for both ketones and aldehydes. The two correlation lines are just off-set by a value which reflects (i) the difference of reactivity between the aldehyde function and the $-\text{CH}(\text{OH})_2$ group ($+1.3 \times 10^9 \text{ M}^{-1} \text{ s}^{-1}$) and (ii) the negative effect of the ketone group on the neighbour abstractable H and the reactivity of the $> \text{C}(\text{OH})_2$ group ($-4.4 \times 10^8 \text{ M}^{-1} \text{ s}^{-1}$).

The parameter $G(\text{gemOH})$ also directly reflects the reactivity of the specific function ($> \text{C}(\text{OH})_2$). Indeed, this parameter, which manifests the β -inductive effect of the

Estimation of aqueous phase $k(\text{OH})$ for carbonyls

J. F. Doussin and
A. Monod

Title Page

Abstract

Introduction

Conclusions

References

Tables

Figures

⏪

⏩

◀

▶

Back

Close

Full Screen / Esc

Printer-friendly Version

Interactive Discussion

Estimation of aqueous phase $k(\text{OH})$ for carbonyls

J. F. Doussin and
A. Monod

Title Page

Abstract

Introduction

Conclusions

References

Tables

Figures

⏪

⏩

◀

▶

Back

Close

Full Screen / Esc

Printer-friendly Version

Interactive Discussion

hydroxyl group on the H-abstraction of the other -OH of the gem-diol function, is solely used as $k(\text{OH}) \times G(\text{gemOH})$ to provide a rate constant for each of the OH groups. Actually, it would have been mathematically equivalent to provide a $k(> \text{C}(\text{OH})_2)$ rate constant, which would have been equal to $2 \times k(\text{OH}) \times G(\text{gemOH}) = 3.3 \times 10^8 \text{ M}^{-1} \text{ s}^{-1}$.

This latter formalism was not chosen as the introduction of $G(\text{gemOH})$ helps considering the change of reactivity: $G(\text{gemOH}) = 2.37$ indicates that the second hydroxyl function is increasing the abstractibility of the H from the first OH function. This can be explained by the fact that, considering the geometry of the gem-diol group, the second OH group could provide a suitable H-bonding pre-abstraction site for the hydroxyl radical.

Concerning the α -position effects, the carbonyl function exhibits very classically a significant deactivating behaviour ($F(\text{C}=\text{O}) = 0.22$). This can be explained by the mesomeric withdrawing effect of the carbonyl function. On a more quantitative point of view, if one considers the field (F) and resonance (R) parameters defined by Swain and Lupton (1968) (Table 6), it is surprising to obtain a $F(\text{C}=\text{O})$ value closer to $F(\text{COO}^-)$ (0.24) than to $F(\text{COOH})$ (0.07) as one would have expected a stronger deactivating effect. In Monod and Doussin (2008), it was shown that the effect of the OH function in α -position is strongly activating: $F(\text{OH}) = 2.1$. In this work, it has been found impossible to parameterize the gem-diol reactivity with an equal value i.e. by taking to the power of 2 the $F(\text{OH})$ factor. This would have led to unreasonably high rate constants. As a consequence, a $F'(\text{OH})$ was introduced. The use of this factor is hence only relevant for the hydrated forms of aldehydes and is only used as follows to calculate the reactivity of the C-H in the gem-diol function: $k(\text{CH}) \times F(\text{OH}) \times F'(\text{OH})$. Parameter $F'(\text{OH})$ has been found to be deactivating with a value equal to 0.65. While the overall effect of the two OH groups remains activating (as $0.65 \times 2.1 = 1.4$), it is not clear why two OH would be less activating than one. One can hypothesize that some steric effects of the two OH groups and their potential H-bonded water molecules could make the C-H less accessible. A similar hypothesis was previously considered to explain a $k(\text{CH})$ value lower than that of $k(\text{CH}_2)$ (Monod and Doussin, 2008).

Finally, the carbonyl function was found to be deactivating in the β -position as $G(\text{C}=\text{O}) = 0.90$. This value is in good agreement with the electron withdrawing field effect of the carbonyl function, which exhibits in the acetyl function a Swain-Lupton F value of +0.50 (Table 6). This value is close to the value for COOH (+0.44) and the two corresponding G parameter values are also in good agreement respectively 0.90 (Table 5) and 0.7 (Monod and Doussin, 2008).

4.2 Comparison of the performances of the extended SAR with previously proposed estimation methods

To perform reliable comparisons, the rate constant values calculated by other estimation methods were taken directly from the corresponding papers or recalculated. Whenever possible, the rate constants for both aldehydes and the corresponding gem-diols were calculated, and the hydration equilibrium constant was taken into account to calculate the overall rate constant value which was plotted against our experimental dataset (Table 4). The results are shown in Fig. 4 and the regression parameters are given in Table 7.

As already pointed out in Monod and Doussin (2008), it can be observed that the Bond Dissociation Energy (BDE) correlation method proposed by Ervens et al. (2003) performs poorly. In spite of its great interest, this method suffers from the fact that the BDE are generally approximately estimated. Here, it is interesting to see that this correlation leads to a systematic underestimation of the values by almost an order of magnitude. It can be seen also that the SAR proposed by Monod et al. (2005) exhibits a very poor correlation and leads generally to an overestimation of an order of magnitude. It has already been discussed (Monod and Doussin, 2008) that this SAR was probably the result of an over-parameterization as being the solution of only 8 equations with 8 variables based on an extremely limited database of 8 values, which all correspond to alcohols.

On the other hand, the SAR proposed by Minakata et al. (2009) exhibits a quite good correlation as the r^2 correlation factor is only slightly smaller than the one arising

Estimation of aqueous phase $k(\text{OH})$ for carbonyls

J. F. Doussin and
A. Monod

Title Page

Abstract

Introduction

Conclusions

References

Tables

Figures

⏪

⏩

⏴

⏵

Back

Close

Full Screen / Esc

Printer-friendly Version

Interactive Discussion



Estimation of aqueous phase $k(\text{OH})$ for carbonyls

J. F. Doussin and
A. Monod

[Title Page](#)[Abstract](#)[Introduction](#)[Conclusions](#)[References](#)[Tables](#)[Figures](#)[⏪](#)[⏩](#)[⏪](#)[⏩](#)[Back](#)[Close](#)[Full Screen / Esc](#)[Printer-friendly Version](#)[Interactive Discussion](#)

from our work. This result is interesting as this SAR takes only into account effects in α -position. It must be pointed out that this characteristic does not make this SAR significantly simpler as to simulate the same chemical families (alkanes, acids, bases, alcohols, aldehydes and ketones), they propose the use of 14 parameters while 18 are necessary here, taking into account both α - and β -position effects. The main difference in performances with our work is that the correlation study performed with the Minakata et al. (2009) calculated values shows a systematic underestimation of 20 % in average (see slope values in Table 7). The reason for this bias is not clear, but it is surprising to notice that among the group rate constants that Minakata et al. (2009) proposed, no direct $k(\text{CHO})$ was considered while they were very careful to affect a very small value of $7 \times 10^5 \text{ M}^{-1} \text{ s}^{-1}$ to $k(\text{COOH})$. This reactivity representation for aldehydes is probably one of the key reasons for the systematic bias found. Indeed, when one focuses on the aldehyde correlation only, the slope decreases from 0.80 to 0.69.

5 Conclusions

In this work, we have extended an already existing structure-activity relation for OH radical reaction in the aqueous phase published by Monod and Doussin in 2008 to an extremely atmospherically relevant class of chemical compounds, i.e. the carbonyls. This work has required a significant preparatory work to take into account the hydration equilibrium which affects strongly the reactivity of both aldehydes and ketones. It is worth noting that only 5 descriptors were added and that none of the values of the previously proposed descriptors were modified. The obtained performances of the updated SAR are quite satisfactory. The linear regression of the correlation plot (Fig. 5) gives $y = (1.008 \pm 0.022) \cdot x + (1.2 \pm 6.9) \times 10^7$ with $r^2 = 0.86$ and $n = 248$ which indicates that neither bias nor significant offset could be detected. This analysis led us to also evaluate that 58 % of the rate constants could be calculated with ± 20 % of the experimental data and 76 % within ± 40 %.

Estimation of aqueous phase $k(\text{OH})$ for carbonyls

J. F. Doussin and
A. Monod

Title Page

Abstract

Introduction

Conclusions

References

Tables

Figures

⏪

⏩

◀

▶

Back

Close

Full Screen / Esc

Printer-friendly Version

Interactive Discussion



In the future, it will be very interesting to extend this SAR to halogenated compounds in general and to chlorides, in particular, as the database for these species is quite rich and they are of great interest for surface water chemistry. For aqueous phase atmospheric chemistry purpose, it will be also necessary to extend this SAR to ethers, hydroperoxides and organosulphates which are atmospherically very relevant, but for these two last classes of compounds, the experimental rate constant database is very limited. Therefore, for atmospheric purposes, a significant amount of additional experimental data is required to continue the validation of the aqueous phase SARs and to allow their reliable extension. Their future performances fully rely on further experimental determinations, which are an essential necessity.

Acknowledgements. The authors want to thank Teresa Raventos-Duran, Barbara Ervens, Hartmut Herrman and Veronica Vaida for helpful discussions. They want also to thank Thomas Schaefer for providing us with corrected kinetic rate constants from the Leipzig group experimental techniques. The authors gratefully acknowledge the institutions that have provided financial supports: French National Institute for Geophysical Research (CNRS-INSU) within the LEFE-CHAT program through the project “Impact de la chimie des nuages sur la formation d’aérosols organiques secondaires dans l’atmosphère” and the National Agency for Research (ANR) through the CUMULUS project. This work was also supported by the EC within the I3 project “Integrating of European Simulation Chambers for Investigating Atmospheric Processes” (EUROCHAMP-2, contract no. 228335) and by CIRES through an Invited Scientist grant for JFD.



The publication of this article
is financed by CNRS-INSU.

References

- Acero, J. L., Haderlein, S. B., Schmidt, T. C., Suter, M. J. F., and Von Gunten, U.: MTBE oxidation by conventional ozonation and the combination ozone/hydrogen peroxide: efficiency of the processes and Br bromate formation, *Environ. Sci. Technol.*, 35, 4252–4259, 2001.
- 5 Adams, G. E., Boag, J. W., Currant, J., and Michael, B. D.: Absolute rate constants for the reaction of the hydroxyl radical with organic compounds, in: *Pulse Radiolysis*, edited by: Ebert, M., Keene, J. P., Swallow, A. J., and Baxendale, J. H., Academic Press, New York, 131–143, 1965.
- Ahrens, M.-L., Mass, G., Schuster, P., and Winkler, H.: Kinetic study of the hydration mechanism of vitamin B, and related compounds, *J. Am. Chem. Soc.*, 92, 6134–6139, 1970.
- 10 Altieri, K. E., Carlton, A. G., Lim, H. J., Turpin, B. J. and Seitzinger, S. P.: Evidence for oligomer formation in clouds: reactions of isoprene oxidation products, *Environ. Sci. Technol.*, 40, 4956–4960, 2006.
- Amyes, T. L. and Richard, J. P.: Enzymatic catalysis of proton transfer at carbon: activation of triosephosphate isomerase by phosphite dianion, *Biochemistry-US*, 46, 5841–5854, 2007.
- 15 Atkinson, R.: A structure-activity relationship for the estimation of rate constants for the gas-phase reactions of OH radicals with organic compounds, *Int. J. Chem. Kinet.*, 19, 799–828, 1987.
- Barzaghi, P.: Kinetics and Mechanisms of the Reactions of OH and NO₃ with Phenol and substituted Phenols in Aqueous Solution, Faculty of Chemistry and Mineralogy of the University of Leipzig, 115 pp., 2003.
- 20 Bell, R. P. and Clunie, J. C.: The hydration of acetaldehyde in aqueous solution, *Trans. Faraday Soc.*, 48, 439–442, 1952.
- Bell, R. P. and Evans, P. G.: Kinetics of the dehydration of methylene glycol in aqueous solution., *Proc. Roy. Soc. Ser. A*, 291, 297–323, 1966.
- 25 Bell, R. P., Rand, M. H., and Wynne-Jones, K. M. A.: Kinetics of the hydration of acetaldehyde, *Trans. Faraday Soc.*, 52, 1093–1102, 1956.
- Betterton, E. A. and Hoffmann, M. R.: Kinetics, mechanism, and thermodynamics of the reversible reaction of methylglyoxal (CH₃COCHO) with S(IV), *J. Phys. Chem.*, 91, 3011–3020, 1987.
- 30 Blando, J. D. and Turpin, B. J.: Secondary organic aerosol formation in cloud and fog droplets: a literature evaluation of plausibility, *Atmos. Environ.*, 34, 1623–1632, 2000.

Estimation of aqueous phase $k(\text{OH})$ for carbonyls

J. F. Doussin and
A. Monod

Title Page

Abstract

Introduction

Conclusions

References

Tables

Figures

⏪

⏩

◀

▶

Back

Close

Full Screen / Esc

Printer-friendly Version

Interactive Discussion



**Estimation of
aqueous phase
 $k(\text{OH})$ for carbonyls**J. F. Doussin and
A. Monod

Title Page

Abstract

Introduction

Conclusions

References

Tables

Figures

⏪

⏩

◀

▶

Back

Close

Full Screen / Esc

Printer-friendly Version

Interactive Discussion

- Blanksby, S. J. and Ellison, B. G.: Bond dissociation energies of organic molecules, *Acc. Chem. Res.*, 36, 255–263, 2003.
- Broszkiewicz, R. K., Soeylemez, T. and Schulte-Frohlinde, D.: Reactions of OH radicals with acetylacetone in aqueous solution, a pulse radiolysis and electron spin resonance study., *Z. Naturforsch. Pt. B*, 37, 368–375, 1982.
- 5 Buxton, G. V., Greenstock, C. L., Helman, W. P., Ross, A. B.: Critical review of rate constants for reactions of hydrated electrons, hydrogen atom and hydroxyl radicals (OH/O⁻) in aqueous solution, *J. Phys. Chem. Ref. Data*, 17, 513–883, 1988.
- Buxton, G. V., Malone, T. A., and Salmon, G. A.: Oxidation of glyoxal initiated by OH in oxygenated aqueous solution, *J. Chem. Soc., Faraday Trans.*, 93, 2889–2891, 1997.
- 10 Carlier, P., Hannachi, H., and Mouvier, G.: The chemistry of carbonyl compounds in the atmosphere, *Atmos. Environ.*, 20, 2079–2099, 1986.
- Carlton, A. G., Turpin, B. J., Altieri, K. E., Seitzinger, S., Reff, A., Lim, H.-J., and Ervens, B.: Atmospheric oxalic acid and SOA production from glyoxal: results of aqueous photooxidation experiments, *Atmos. Environ.*, 41, 7588–7602, 2007.
- 15 Chin, M. and Wine, P. H.: A temperature dependent competitive kinetics study of the aqueous-phase reaction of OH radicals with formate, formic acid, acetate, acetic acid, and hydrated formaldehyde, in: *Aquatic and Surface Photochemistry*, edited by: Helz, Z. A. C., Lewis Publishers, Boca Raton, 552 pp., 1994.
- 20 Ervens, B. and Volkamer, R.: Glyoxal processing by aerosol multiphase chemistry: towards a kinetic modeling framework of secondary organic aerosol formation in aqueous particles, *Atmos. Chem. Phys.*, 10, 8219–8244, doi:10.5194/acp-10-8219-2010, 2010.
- Ervens, B., Gligorovski, S., and Herrmann, H.: Temperature-dependent rate constants for hydroxyl radical reactions with organic compounds in aqueous solutions, *Phys. Chem. Chem. Phys.*, 5, 1811–1824, 2003.
- 25 Ervens, B., Turpin, B. J., and Weber, R. J.: Secondary organic aerosol formation in cloud droplets and aqueous particles (aqSOA): a review of laboratory, field and model studies, *Atmos. Chem. Phys.*, 11, 11069–11102, doi:10.5194/acp-11-11069-2011, 2011.
- Ervens, B., Wang, Y., Eagar, J., Leaitch, W. R., Macdonald, A. M., Valsaraj, K. T., and Herckes, P.: Dissolved organic carbon (DOC) and select aldehydes in cloud and fog water: the role of the aqueous phase in impacting trace gas budgets, *Atmos. Chem. Phys. Discuss.*, 12, 33083–33125, doi:10.5194/acpd-12-33083-2012, 2012.
- 30

Estimation of aqueous phase $k(\text{OH})$ for carbonyls

J. F. Doussin and
A. Monod

Title Page

Abstract

Introduction

Conclusions

References

Tables

Figures

⏪

⏩

◀

▶

Back

Close

Full Screen / Esc

Printer-friendly Version

Interactive Discussion

- Esposito, A., Lukas, A., Meany, J. E., and Pocker, Y.: The reversible enolization and hydration of pyruvate: possible roles of keto, enol, and hydrated pyruvate in lactate dehydrogenase catalysis, *Can. J. Chem.*, 77, 1108–1117, 1999.
- 5 Gligorovski, S. and Herrmann, H.: Kinetics of reactions of OH with organic carbonyl compounds in aqueous solution, *Phys. Chem. Chem. Phys.*, 6, 4118–4126, 2004.
- Gligorovski, S., Rouse, D., George, C. H., and Herrmann, H.: Rate constants for the OH reactions with oxygenated organic compounds in aqueous solution, *Int. J. Chem. Kinet.*, 41, 309–326, 2009.
- 10 Gomez-Bombarelli, R., Gonzalez-Perez, M., Perez-Prior, M. T., Calle, E., and Casado, J.: Computational calculation of equilibrium constants: addition to carbonyl compounds, *J. Phys. Chem. A*, 113, 11423–11428, 2009.
- Gruen, L. C. and McTigue, P. T.: Kinetics of hydration of aliphatic aldehydes, *J. Chem. Soc.*, 1963, 5224–5229, doi:10.1039/JR9630005224, 1963.
- 15 Guthrie, J. P.: Hydration of carbonyl compounds, an analysis in terms of multidimensional marcus theory, *J. Am. Chem. Soc.*, 122, 5529–5538, 2000.
- Hart, E. J., Thomas, J. K., and Gordon, S.: A review of the radiation chemistry of single-carbon compounds and some reactions of the hydrated electron in aqueous solution, *Radiat. Res. Supp.*, 4, 74–88, 1964.
- 20 Herrmann, H., Tilgner, A., Barzaghi, P., Majdik, Z., Gligorovski, S., Poulain, L., and Monod, A.: Towards a more detailed description of tropospheric aqueous phase organic chemistry: CAPRAM 3.0, *Atmos. Environ.*, 39, 4351–4363, 2005.
- Herrmann, H., Hoffmann, D., Schaefer, T., Bräuer, P., and Tilgner, A.: Tropospheric aqueous-phase free-radical chemistry: radical sources, spectra, reaction kinetics and prediction tools, *Chem. Phys. Chem.*, 11, 3796–3822, 2010.
- 25 Hilal, S. H., Bornander, L. L., and Carreira, L. A.: Hydration equilibrium constants of aldehydes, ketones and quinazolines, *QSAR Comb. Sci.*, 24, 631–638, 2005.
- Huie, R. E.: Free radical chemistry of the atmospheric aqueous phase, in: *Progress and Problems in Atmospheric Chemistry*, edited by: Barker, J. R., World Scientific, Singapore, 1995.
- Jurgens, M., Jacob, F., Ekici, P., Friess, A., and Parlar, H.: Determination of direct photolysis rate constants and OH radical reactivity of representative odour compounds in brewery broth using a continuous flow-stirred photoreactor, *Atmos. Environ.*, 41, 4571–4584, 2007.
- 30 Karpel Vel Leitner, N. and Doré, M.: Mécanisme d'action des radicaux OH sur les acides glycolique, glyoxylique, acétique et oxalique en solution aqueuse: Incidence sur la consommation

Estimation of aqueous phase $k(\text{OH})$ for carbonylsJ. F. Doussin and
A. Monod

Title Page

Abstract

Introduction

Conclusions

References

Tables

Figures

⏪

⏩

◀

▶

Back

Close

Full Screen / Esc

Printer-friendly Version

Interactive Discussion

de peroxyde d'hydrogène dans les systèmes $\text{H}_2\text{O}_2/\text{UV}$ et $\text{O}_3/\text{H}_2\text{O}_2$, *Water Res.*, 31, 1383–1397, 1997.

Knoche, W., Lopez-Quintela, A., and Weiffen, J.: The hydration of aliphatic aldehyde and Pyruvic acid in mixed solvents, *Ber. Bunsen. Phys. Chem.*, 89, 1047–1050, 1985.

5 Kraljic, I.: Kinetics of OH radical reactions in radiolysis, photolysis, and the Fenton system, in: *The Chemistry of Ionization and Excitation: Proceedings*, edited by: Johnson, G. R. A. and Scholes, G., University of Newcastle-upon-Tyne, 21–23 September 1966, Taylor & Francis editions, 303–309, 1967.

Kurz, J. L. and Coburn, J. I.: The hydration of acetaldehyde, II. Transition-state characterization, *J. Am. Chem. Soc.*, 89, 3528–3537, 1967.

10 Kwok, E. S. C. and Atkinson, R.: Estimation of hydroxyl radical reaction rate constants for gas-phase organic compounds using a structure-reactivity relationship: an update, *Atmos. Environ.*, 29, 1685–1695, 1995.

Land, E. J. and Swallow, A. J.: Some free radical reactions of camphor in relation to the action of cytochrome P450, *J. Chem. Soc. Faraday T.*, 75, 1849–1856, 1979.

15 Lee, A. K. Y., Hayden, K. L., Herckes, P., Leitch, W. R., Liggió, J., Macdonald, A. M., and Abbatt, J. P. D.: Characterization of aerosol and cloud water at a mountain site during WACS 2010: secondary organic aerosol formation through oxidative cloud processing, *Atmos. Chem. Phys.*, 12, 7103–7116, doi:10.5194/acp-12-7103-2012, 2012.

20 Lilie, J., Beck, G., and Henglein, A.: Pulsradiolytische Untersuchung des Acetoinradikals und des Diacetylanions in waessriger Loesung, *Ber. Bunsen. Gesell. Phys. Chem.*, 72, 529–533, 1968.

Lim, Y. B., Tan, Y., Perri, M. J., Seitzinger, S. P., and Turpin, B. J.: Aqueous chemistry and its role in secondary organic aerosol (SOA) formation, *Atmos. Chem. Phys.*, 10, 10521–10539, doi:10.5194/acp-10-10521-2010, 2010.

25 Liu, Y., Siekmann, F., Renard, P., El Zein, A., Salque, G., El Haddad, I., Temime-Roussel, B., Voisin, D., Thissen, R., Monod, A.: Oligomer and SOA formation through atmospheric aqueous phase processing of methacrolein and methyl vinyl ketone, *Atmos. Environ.*, 49, 123–129, 2012.

30 Loeffler, K. W., Koehler, C. A., Paul, N. M., and De Hann, D. O.: Oligomer formation in evaporating aqueous glyoxal and methylglyoxal solutions, *Environ. Sci. Technol.*, 40, 6318–6323, 2006.

Estimation of aqueous phase $k(\text{OH})$ for carbonyls

J. F. Doussin and
A. Monod

Title Page

Abstract

Introduction

Conclusions

References

Tables

Figures

⏪

⏩

◀

▶

Back

Close

Full Screen / Esc

Printer-friendly Version

Interactive Discussion



- Luedtke, J. and McCoy, A.: A Study of pH effects on the thermodynamics of the reversible hydration of pyruvic acid using ^1H NMR spectroscopy, *J. Phys. Chem. Lab.*, 10, 23–28, 2006.
- Merz, J. H. and Waters, W. A.: Some oxidation involving the free hydroxyl radical, *J. Chem. Soc.*, (Suppl.), S15–S25, 1949.
- 5 Mezyk, S. P.: Rate constant and activation energy determination for reaction of $e_{(\text{aq})}^-$ and $\cdot\text{OH}$ with 2-butanone and propanal, *Can. J. Chem.*, 72, 1116–1119, 1994.
- Minakata, D. and Crittenden, J.: Linear free energy relationships between aqueous phase hydroxyl radical reaction rate constants and free energy of activation, *Environ. Sci. Technol.*, 45, 3479–3486, 2011.
- 10 Minakata, D., Li, K., Westerhoff, P., and Crittenden, J.: Development of a group contribution method to predict aqueous phase hydroxyl radical ($\text{HO}\cdot$) reaction rate constants, *Environ. Sci. Technol.*, 43, 6220–6227, 2009.
- Moise, T., Rudich, Y., Rouse, D., and George, C.: Multiphase decomposition of novel oxygenated organics in aqueous and organic media, *Environ. Sci. Technol.*, 39, 5203–5208, 2005.
- 15 Monod, A. and Carlier, P.: Impact of clouds on the tropospheric ozone budget: direct effect of multiphase photochemistry of soluble organic compounds, *Atmos. Environ.*, 33, 4431–4446, 1999.
- Monod, A. and Doussin, J. F.: Structure-activity relationship for the estimation of OH-oxidation rate constants of aliphatic organic compounds in the aqueous phase: alkanes, alcohols, organic acids and bases, *Atmos. Environ.*, 42, 7611–7622, 2008.
- 20 Monod, A., Poulain, L., Grubert, S., Voisin, D., and Wortham, H.: Kinetics of OH-initiated oxidation of oxygenated organic compounds in the aqueous phase: new rate constants, structure-activity relationships and atmospheric implications, *Atmos. Environ.*, 39, 7667–7688, 2005.
- 25 Mouchel-Vallon, C., Bräuer, P., Camredon, M., Valorso, R., Madronich, S., Herrmann, H., and Aumont, B.: Explicit modeling of volatile organic compounds partitioning in the atmospheric aqueous phase, *Atmos. Chem. Phys.*, 13, 1023–1037, doi:10.5194/acp-13-1023-2013, 2013.
- Ortiz-Montalvo, D. L., Lim, Y. B., Perri, M. J., Seitzinger, S. P., and Turpin, B. J.: Volatility and yield of glycolaldehyde SOA formed through aqueous photochemistry and droplet evaporation, *Aerosol Sci. Tech.*, 46, 1002–1014, 2012.
- 30

**Estimation of
aqueous phase
 $k(\text{OH})$ for carbonyls**J. F. Doussin and
A. Monod

Title Page

Abstract

Introduction

Conclusions

References

Tables

Figures

⏪

⏩

◀

▶

Back

Close

Full Screen / Esc

Printer-friendly Version

Interactive Discussion

- Perri, M. J., Seitzinger, S., and Turpin, B. J.: Secondary organic aerosol production from aqueous photo-oxidation of glycolaldehyde: laboratory experiments, *Atmos. Environ.*, 43, 1487–1497, 2009
- Pocker, Y. and Dickerson, D. G.: The hydration of propionaldehyde, isobutyraldehyde, and pivalaldehyde, thermodynamic parameters, buffer catalysis, and transition state characterization, *J. Phys. Chem.*, 73, 4005–4012, 1969.
- Pocker, Y., Meany, J. E., Nist, B. J., and Zadorojny, C.: Reversible hydration of pyruvic acid, I. Equilibrium studies, *J. Phys. Chem.*, 73, 2879–2882, 1969.
- Raventos-Duran, T., Camredon, M., Valorso, R., Mouchel-Vallon, C., and Aumont, B.: Structure-activity relationships to estimate the effective Henry's law constants of organics of atmospheric interest, *Atmos. Chem. Phys.*, 10, 7643–7654, doi:10.5194/acp-10-7643-2010, 2010.
- Renard, P., Siekmann, F., Gandolfo, A., Socorro, J., Salque, G., Ravier, S., Quivet, E., Clément J.-L., Traikia, M., Delort, A.-M., Voisin, D., Thissen, R., and Monod, A.: Radical mechanisms of methyl vinyl ketone oligomerization through aqueous phase OH-oxidation: on the paradoxical role of dissolved molecular oxygen, *Atmos. Chem. Phys. Discuss.*, 13, 2913–2954, doi:10.5194/acpd-13-2913-2013, 2013.
- Schaefer, T.: Kinetische und mechanistische Untersuchungen der radikalischen Oxidation organischer kurzketziger Carbonylverbindungen in wässriger Lösung (Kinetic and mechanistic investigations of the radical oxidation of organic short-chain carbonyl compounds in the aqueous phase), Faculty of Chemistry and Mineralogy of the University of Leipzig, 174 pp., 2012.
- Schaefer, T., Schindelka, J., Hoffmann, D., and Herrmann, H.: Laboratory kinetic and mechanistic studies on the OH-initiated oxidation of acetone in aqueous solution. *J. Phys. Chem. A*, 116, 6317–6326, 2012.
- Schuchmann, M. N. and Von Sonntag, C.: The rapid hydration of the acetyl radical, a pulse radiolysis study of acetaldehyde in aqueous solution, *J. Am. Chem. Soc.*, 110, 5698–5701, 1988.
- Schuchmann, M. N., Schuchmann, H. P., Hess, M., and Von Sonntag, C.: $\text{O}_2\cdot^-$ – addition to ketomalonate leads to decarboxylation: a chain reaction in oxygenated aqueous solution, *J. Am. Chem. Soc.*, 113, 6934–6937, 1991.
- Sorensen, P. E.: The reversible addition of water to glycolaldehyde in aqueous solution, *Acta Chem. Scand. A*, 26, 3357–3365, 1972.

**Estimation of
aqueous phase
 $k(\text{OH})$ for carbonyls**J. F. Doussin and
A. Monod

Title Page

Abstract

Introduction

Conclusions

References

Tables

Figures

⏪

⏩

◀

▶

Back

Close

Full Screen / Esc

Printer-friendly Version

Interactive Discussion

- Sorensen, P. E., Bruhn, K., and Lindelov, F.: kinetics and equilibria for the reversible hydration of the aldehyde group in glyoxylic acid, *Acta Chem. Scand.*, 28, 162–168, 1974.
- Sutton, H. C. and Downes, T. M.: Rate of hydration of formaldehyde in aqueous solution, *J. Chem. Soc., Chem. Commun.*, 1, 1–2, doi:10.1039/C39720000001, 1972.
- 5 Swain, C. G. and Lupton, E. C.: Field and resonance components of substituent effects, *J. Am. Chem. Soc.*, 90, 4328–4337, 1968.
- Swain, C. G., Unger, S. H., Rosenquist, N. R., and Swain, M. S.: Substituent effects on chemical reactivity, Improved evaluation of field and resonance components, *J. Am. Chem. Soc.*, 105, 492–502, 1983.
- 10 Tan, Y., Carlton, A. G., Seitzinger, S. P., and Turpin, B. J.: SOA from methylglyoxal in clouds and wet aerosols: measurement and prediction of key products, *Atmos. Environ.*, 44, 5218–5226, 2010.
- Tan, Y., Lim, Y. B., Altieri, K. E., Seitzinger, S. P., and Turpin, B. J.: Mechanisms leading to oligomers and SOA through aqueous photooxidation: insights from OH radical oxidation of acetic acid and methylglyoxal, *Atmos. Chem. Phys.*, 12, 801–813, doi:10.5194/acp-12-801-2012, 2012.
- 15 Thomas, J. K.: Rates of reaction of the hydroxyl radical., *Trans. Faraday Soc.*, 61, 702–707, 1965.
- Tur'yan Y. I.: Kinetics and equilibrium of the dehydration-hydration and recombination-dissociation reactions of glyoxylic acid investigated by electrochemical methods, *Croat. Chem. Acta*, 71, 727–743, 1998.
- 20 Tur'yan Y. I.: Studying kinetics of the dehydration reaction of acetaldehyde in aqueous solutions using polarographic kinetic currents, *Croat. Chem. Acta*, 73, 657–666, 2000a.
- Tur'yan Y. I.: Polarographic kinetic currents of formaldehyde and kinetics of the electrode chemical reactions, *Croat. Chem. Acta*, 73, 625–641, 2000b.
- 25 Volkamer, R., Ziemann, P. J., and Molina, M. J.: Secondary Organic Aerosol Formation from Acetylene (C_2H_2): seed effect on SOA yields due to organic photochemistry in the aerosol aqueous phase, *Atmos. Chem. Phys.*, 9, 1907–1928, doi:10.5194/acp-9-1907-2009, 2009.
- Winkelman, J. G. M., Ottens, M., and Beenackers, A. A. C. M.: The kinetics of the dehydration of methylene glycol, *Chem. Eng. Sci.*, 55, 2065–2071, 2000.
- 30 Winkelman, J. G. M., Voorwinde, O. K., Ottens, M., Beenackers, A. A. C. M., and Janssen, L. P. B. M.: Kinetics and chemical equilibrium of the hydration of formaldehyde, *Chem. Eng. Sci.*, 57, 4067–4076, 2002.

**Estimation of
aqueous phase
 $k(\text{OH})$ for carbonyls**J. F. Doussin and
A. Monod

Title Page

Abstract

Introduction

Conclusions

References

Tables

Figures

◀

▶

◀

▶

Back

Close

Full Screen / Esc

Printer-friendly Version

Interactive Discussion



Williams, J. A., Cooper, W. J., Mezyk, S. P., and Bartels, D. M.: Absolute rate constants for the reaction of the hydrated electron, hydroxyl radical and hydrogen atom with chloroacetones in water, *Radiat. Phys. Chem.*, 65, 327–334, 2002.

5 Willson, R. L., Greenstock, C. L., Adams, G. E., Wageman, R., and Dorfman, L. M.: The standardization of hydroxyl radical rate data from radiation chemistry, *Int. J. Radiat. Phys. Chem.*, 3, 211–220, 1971.

Wolfenden, B. S. and Willson, R. L.: Radical-cations as reference chromogens in kinetic studies of one-electron transfer reactions: pulse radiolysis studies of 2,2'-azinobis-(3-ethylbenzthiazoline-6-sulphonate), *J. Chem. Soc.*, 2, 805–812, 1982.

Table 1. Hydration Equilibrium constants for the compounds used to define the SAR descriptors.

Compounds	$K_{\text{hydration}}$	T	Reference	Comments
Aldehydes				
Formaldehyde	2000	298	Bell (1966)	Review
	2270	293	Wasa and Musha (1970)	Experimental
	2290	298	Guthrie (2000)	Computational chemistry
	1278	298	Winkelman et al. (2002)	Experimental
	2000	298	Hilal et al. (2005)	Computational chemistry
	1800	298	Tur'yan (2000)b	Review
	4900	298	Gomez-Bombarelli (2009)	Computational chemistry
	2000	298	Preferred value	
Acetaldehyde	1.23	297	Bell and Clunie (1952)	Experimental
	1.49	298	Bell and McDougall (1960)	Experimental
	0.93	298	Gruen and McTigue (1963)	Experimental
	1.35	298	Bell (1966)	Review
	1.20	298	Buschmann (1980)	
	1.4	298	Betterton and Hoffman (1987)	Review
	1.07	298	Guthrie (2000)	Computational chemistry
	1.19	298	Tuy'an (2000)a	Review
	1.26	298	Hilal et al. (2005)	Computational chemistry
	1.20	298	Raventos-Duran et al. (2010)	Structure-activity relationship
	1.2	298	Preferred value	
Propanal	0.69	298	Gruen and McTigue (1963)	Experimental
	0.71	298	Bell (1966)	Review
	0.84	298	Le Henaff (1968)	
	0.89	298	Pocker and Dickerson (1969)	Experimental
	1.23	298	Buschmann (1980)	
	0.88	298	Knoche et al. (1985)	Experimental
	0.85	298	Guthrie (2000)	Computational chemistry
	1	298	Hilal et al. (2005)	Computational chemistry
	1.34	298	Gomez-Bombarelli (2009)	Computational chemistry
	1.20	298	Raventos-Duran et al. (2010)	Structure-activity relationship
0.85	298	Preferred value		

Estimation of aqueous phase $k(\text{OH})$ for carbonyls

J. F. Doussin and
A. Monod

Title Page

Abstract

Introduction

Conclusions

References

Tables

Figures

⏪

⏩

◀

▶

Back

Close

Full Screen / Esc

Printer-friendly Version

Interactive Discussion

Table 1. Continued.

Compounds	$K_{\text{hydration}}$	T	Reference	Comments
Butanal	0.48	298	Gruen and McTigue (1963)	Experimental
	0.43	298	Bell (1966)	Review
	0.64	298	Le Henaff (1968)	
	0.58	298	Buschmann (1980)	
	0.81	298	Buschmann (1982)	
	0.83	298	Guthrie (2000)	Computational chemistry
	0.79	298	Hilal et al. (2005)	Computational chemistry
	1.38	298	Gomez-Bombarelli (2009)	Computational chemistry
	1.20	298	Raventos-Duran et al. (2010)	Structure-activity relationship
	0.60	298	Preferred value	
i-Butanal	0.44	298	Gruen and McTigue (1963)	Experimental
	0.51	298	Bell (1966)	Review
	0.64	298	Pocker and Dickerson (1969)	Experimental
	0.51	298	Sham and Joens (1995)	
	0.62	298	Guthrie (2000)	Computational chemistry
	0.50	298	Hilal et al. (2005)	Computational chemistry
	0.83	298	Gomez-Bombarelli (2009)	Computational chemistry
	1.20	298	Raventos-Duran et al. (2010)	Structure-activity relationship
	0.50	298	Preferred value	
Pentanal (valeraldehyde)	0.34	298	Buschmann (1980)	
	0.83	298	Buschmann (1982)	
	0.55	298	Sham and Joens (1995)	
	1.20	298	Raventos-Duran et al. (2010)	Structure-activity relationship
	0.55	298	Preferred value	
Hexanal	0.41	298	Buschmann (1980)	
	0.83	298	Buschmann (1982)	
	0.49	298	Sham and Joens (1995)	
	1.20	298	Raventos-Duran et al. (2010)	Structure-activity relationship
	0.50	298	Preferred value	

Estimation of aqueous phase $k(\text{OH})$ for carbonyls

J. F. Doussin and
A. Monod

Title Page

Abstract

Introduction

Conclusions

References

Tables

Figures

⏪

⏩

◀

▶

Back

Close

Full Screen / Esc

Printer-friendly Version

Interactive Discussion

Estimation of aqueous phase $k(\text{OH})$ for carbonyls

J. F. Doussin and
A. Monod

Title Page

Abstract

Introduction

Conclusions

References

Tables

Figures

◀

▶

◀

▶

Back

Close

Full Screen / Esc

Printer-friendly Version

Interactive Discussion

Table 1. Continued.

Compounds	$K_{\text{hydration}}$	T	Reference	Comments
Tertio-Pentanal (Pivaldehyde)	0.23	298	Pocker and Dickerson (1969)	Experimental
	0.23	298	Guthrie (2000)	Computational chemistry
	0.13	298	Hilal et al. (2005)	Computational chemistry
	1.20	298	Raventos-Duran et al. (2010)	Structure-activity relationship
	0.23	298	Preferred value	
Glyoxal 1 st hydration (OHC-CHO)	207	298	Montoya and Mellado (1994)	Experimental
	630	298	Raventos-Duran et al. (2010)	Structure-activity relationship
	207	298	Preferred value	
Glyoxal 2 nd hydration (OHC-CHO)	2.2×10^5	298	Betterton and Hoffmann (1987)	
	7.2×10^4	298	Montoya (1995)	
	3.0×10^5	298	Ervens et al. (2003)	
	44	298	Raventos-Duran et al. (2010)	Structure-activity relationship
	2.0×10^4	298	Preferred value	
Methylglyoxal 1 st hydration (CH ₃ C(O)CHO)	2700	298	Wasa and Musha (1970)	Experimental
	1270	298	Montoya and Mellado (1994)	Experimental
	234	298	Raventos-Duran et al. (2010)	Structure-activity relationship
	2000	298	Preferred value	
Glycolaldehyde	25	298	Bell (1966)	Review
	9.09	298	Sorensen (1972)	Experimental
	15.7	298	Amyes and Richard (2007)	Experimental
	15.7	298	Preferred value	
Glyoxylic acid (HC(O)COOH)	300	298	Sorensen et al. (1974)	Experimental
	1100	298	Tur'yan (1998)	Review
	524	298	Raventos-Duran et al. (2010)	Structure-activity relationship
	1100	298	Preferred value	
Glyoxylate (HC(O)COO ⁻)	15	298	Sorensen et al. (1974)	Experimental
	67	298	Tur'yan (1998)	Review
	67	298	Preferred value	
2-hydroxy,2-methylpropanal	7.36	298	Raventos-Duran et al. (2010)	Structure-activity relationship
	7.36	298	Preferred value	

Estimation of aqueous phase $k(\text{OH})$ for carbonyls

J. F. Doussin and
A. Monod

Title Page

Abstract

Introduction

Conclusions

References

Tables

Figures

⏪

⏩

◀

▶

Back

Close

Full Screen / Esc

Printer-friendly Version

Interactive Discussion

Table 1. Continued.

Compounds	$K_{\text{hydration}}$	T	Reference	Comments
Ketones				
Acetone	2.0×10^{-3}	298	Bell (1966)	Review
	1.4×10^{-3}	298	Guthrie (2000)	Computational chemistry
	1.6×10^{-3}	298	Hilal et al. (2005)	Computational chemistry
	3.8×10^{-3}	298	Raventos-Duran et al. (2010)	Structure-activity relationship
	2.0×10^{-3}	298	Preferred value	
Butan-2-one	3.8×10^{-3}	298	Raventos-Duran et al. (2010)	Structure-activity relationship
	3.8×10^{-3}	298	Preferred value	
Pentan-2-one	3.8×10^{-3}	298	Raventos-Duran et al. (2010)	Structure-activity relationship
	3.8×10^{-3}	298	Preferred value	
Pentan-3-one	3.8×10^{-3}	298	Raventos-Duran et al. (2010)	Structure-activity relationship
	3.8×10^{-3}	298	Preferred value	
2,2-dimethylbutan-2-one	3.8×10^{-3}	298	Raventos-Duran et al. (2010)	Structure-activity relationship
	3.8×10^{-3}	298	Preferred value	
Undecan-2-one	3.8×10^{-3}	298	Raventos-Duran et al. (2010)	Structure-activity relationship
	3.8×10^{-3}	298	Preferred value	
3-Hydroxybutanone $\text{CH}_3\text{CH}(\text{OH})\text{C}(\text{O})\text{CH}_3$	2.3×10^{-2}	298	Raventos-Duran et al. (2010)	Structure-activity relationship
	2.3×10^{-2}	298	Preferred value	
2,3-butanedione (or Biacetyl) $(\text{CH}_3\text{C}(\text{O})\text{C}(\text{O})\text{CH}_3)$	3.3	298	Bell (1966)	Review
	1.99	298	Greenzaid (1967)	
	9.09	298	Wasa and Musha (1970)	Experimental
	2.10	298	Buschmann (1980)	
	1.85	298	Montoya and Mellado (1994)	Experimental
	1.99	298	Hilal et al. (2005)	Computational chemistry
	0.32	298	Gomez-Bombarelli (2009)	Computational chemistry
	0.74	298	Raventos-Duran et al. (2010)	Structure-activity relationship
2.00	298	Preferred value		

Estimation of aqueous phase $k(\text{OH})$ for carbonyls

J. F. Doussin and
A. Monod

Title Page

Abstract

Introduction

Conclusions

References

Tables

Figures

⏪

⏩

◀

▶

Back

Close

Full Screen / Esc

Printer-friendly Version

Interactive Discussion

Table 1. Continued.

Compounds	$K_{\text{hydration}}$	T	Reference	Comments
3,4-hexanedione ($\text{C}_2\text{H}_5\text{C}(\text{O})\text{C}(\text{O})\text{C}_2\text{H}_5$)	2.05	298	Montoya and Mellado (1994)	Experimental
	0.66	298	Hilal et al. (2005)	Computational chemistry
	0.74	298	Raventos-Duran et al. (2010)	Structure-activity relationship
	2.05	298	Preferred value	
2,5-hexanedione (or acetylacetone)	0.018	298	Raventos-Duran et al. (2010)	Structure-activity relationship
	$\text{CH}_3\text{C}(\text{O})\text{C}_2\text{H}_4\text{C}(\text{O})\text{CH}_3$	0.018	298	Preferred value
Methylinopinone $\text{C}_{10}\text{H}_{16}\text{O}$	3.8×10^{-3}	298	Raventos-Duran et al. (2010)	Structure-activity relationship
	3.8×10^{-3}	298	Preferred value	
Pyruvic acid $\text{CH}_3\text{C}(\text{O})-\text{C}(\text{O})\text{OH}$	2.38	298	Bell (1966)	Review
	1.55	298	Pocker et al. (1969)	Experimental
	2.26	298	Knoche et al. (1985)	Experimental
	1.83	298	Buschmann (1980)	
	1.4	298	Esposito et al. (1999)	
	2.09	298	Fonds et al. (2006)	Experimental
	2.07	298	Luedtke and McCoy (2006)	Experimental
	1.62	298	Raventos-Duran et al. (2010)	Structure-activity relationship
Pyruvate $\text{CH}_3\text{C}(\text{O})-\text{C}(\text{O})\text{O}^-$	1.4	298	Preferred value	
	0.057	298	Pocker et al. (1969)	Experimental
	0.057	298	Esposito et al. (1999)	Experimental
	0.14	298	Luedtke and McCoy (2006)	
Ketomalonic acid $\text{HOCC}(\text{O})\text{COOH}$	0.06	298	Preferred value	
	99	298	Le Henaff (1968)	
	708	298	Raventos-Duran et al. (2010)	Structure-activity relationship
Ketomalonate $\text{HOCC}(\text{O})\text{COO}^-$	99	298	Preferred value	
	7.5×10^{-2}	298	Raventos-Duran et al. (2010)	Structure-activity relationship
Ketomalonate $^- \text{OCC}(\text{O})\text{COO}^-$	7.5×10^{-2}	298	Preferred value	
	7.7×10^{-6}	298	Raventos-Duran et al. (2010)	Structure-activity relationship
	7.7×10^{-6}	298	Preferred value	

Estimation of aqueous phase $k(\text{OH})$ for carbonyls

J. F. Doussin and
A. Monod

Title Page

Abstract

Introduction

Conclusions

References

Tables

Figures

⏪

⏩

⏪

⏩

Back

Close

Full Screen / Esc

Printer-friendly Version

Interactive Discussion

Table 2. Pseudo-first order and first order rate constants for the hydration/dehydration reactions as reported in the literature (*recalculated using the preferred value for the equilibrium constant as defined in Table 1).

Equilibrium	T (K)	pH	$k_{\text{hydration}}$ (s^{-1})	$k_{\text{dehydration}}$ (s^{-1})	Ref.	Comments
$\text{HCHO} + \text{H}_2\text{O} \rightleftharpoons \text{CH}_2(\text{OH})_2$	295	7–9	9.8	0.0049*	Sutton and Downes (1972)	Direct observation
	295	4–7	10.6*	0.0053	Bell and Evans (1966)	$k_{\text{dehydration}}$ recalculated at pH = 7 considering $k_{\text{H}_2\text{O}}$, $k_{\text{H}^+} \cdot [\text{H}^+]$ and $k_{\text{OH}^-} \cdot [\text{OH}^-]$
	293	6–8	10.6*	0.0053	Winkelman et al. (2000)	Direct observation
	295	5–7	9.7	0.0066	Winkelman et al. (2002)	
	277	5–7	5.1	0.0015	Winkelman et al. (2002)	
	298	7	0.005*	0.0041	Tur'yan (2000a)	$k_{\text{dehydration}}$ recalculated at pH = 7 considering both $k_{\text{H}_2\text{O}}$ and $k_{\text{OH}^-} \cdot [\text{OH}^-]$ only
$\text{CH}_3\text{CHO} + \text{H}_2\text{O} \rightleftharpoons \text{CH}_3\text{CH}(\text{OH})_2$	298	7	0.016	0.013*	Bell et al. (1956)	$k_{\text{hydration}}$ recalculated at pH = 7 considering $k_{\text{H}_2\text{O}}$, $k_{\text{H}^+} \cdot [\text{H}^+]$ and $k_{\text{OH}^-} \cdot [\text{OH}^-]$
	298	7	0.011	0.009*	Kurz and Coburn (1967)	$k_{\text{hydration}}$ recalculated at pH = 7 considering both $k_{\text{H}_2\text{O}}$ and $k_{\text{OH}^-} \cdot [\text{OH}^-]$ only
	298	7	0.017	0.014*	Bell and Clunie (1952)	Direct observation
	295	7	0.015	0.012*	Ahrens et al. (1970)	$k_{\text{hydration}}$ recalculated at pH = 7 considering $k_{\text{H}_2\text{O}}$, $k_{\text{H}^+} \cdot [\text{H}^+]$ and $k_{\text{OH}^-} \cdot [\text{OH}^-]$
	273	7	0.002	0.0017*	Bell and Clunie (1952)	Direct observation
	273	7	0.0019	0.0016*	Pocker and Dikerson (1969)	$k_{\text{dehydration}}$ recalculated at pH = 7 considering $k_{\text{H}_2\text{O}}$, $k_{\text{H}^+} \cdot [\text{H}^+]$ and $k_{\text{OH}^-} \cdot [\text{OH}^-]$
	298	7	0.021	0.025*	Gruen and McTigue (1963)	Direct observation in phosphate buffer
$\text{CH}_3\text{CH}_2\text{CHO} + \text{H}_2\text{O} \rightleftharpoons \text{CH}_3\text{CH}_2\text{CH}(\text{OH})_2$	273	7	0.0011	0.0013*	Pocker and Dikerson (1969)	$k_{\text{dehydration}}$ recalculated at pH = 7 considering $k_{\text{H}_2\text{O}}$, $k_{\text{H}^+} \cdot [\text{H}^+]$ and $k_{\text{OH}^-} \cdot [\text{OH}^-]$
	273	7	0.0007	0.0014*	Pocker and Dikerson (1969)	$k_{\text{dehydration}}$ recalculated at pH = 7 considering $k_{\text{H}_2\text{O}}$, $k_{\text{H}^+} \cdot [\text{H}^+]$ and $k_{\text{OH}^-} \cdot [\text{OH}^-]$
$(\text{CH}_3)_2\text{CCHO} + \text{H}_2\text{O} \rightleftharpoons (\text{CH}_3)_2\text{CCH}(\text{OH})_2$	273	7	0.0007	0.0030*	Pocker and Dikerson (1969)	$k_{\text{dehydration}}$ recalculated at pH = 7 considering $k_{\text{H}_2\text{O}}$, $k_{\text{H}^+} \cdot [\text{H}^+]$ and $k_{\text{OH}^-} \cdot [\text{OH}^-]$
	273	7	0.0007	0.0030*	Pocker and Dikerson (1969)	$k_{\text{dehydration}}$ recalculated at pH = 7 considering $k_{\text{H}_2\text{O}}$, $k_{\text{H}^+} \cdot [\text{H}^+]$ and $k_{\text{OH}^-} \cdot [\text{OH}^-]$
$\text{CH}_3\text{C}(\text{O})\text{CHO} + \text{H}_2\text{O} \rightleftharpoons \text{CH}_3\text{C}(\text{O})\text{CH}(\text{OH})_2$	298	7	24*	0.0121	Betterton and Hoffmann (1987)	$k_{\text{dehydration}}$ recalculated at pH = 7 considering $k_{\text{H}_2\text{O}}$, $k_{\text{H}^+} \cdot [\text{H}^+]$ and $k_{\text{OH}^-} \cdot [\text{OH}^-]$
	298	7	27.5*	0.0250	Sorensen et al (1974)	
$(\text{OH})_2\text{CCHO} + \text{H}_2\text{O} \rightleftharpoons (\text{OH})_2\text{CCH}(\text{OH})_2$	298	5–7	4	0.02	Ervens and Volkamer (2010)	
	298	7	0.16*	0.0102	Sorensen (1972)	$k_{\text{dehydration}}$ recalculated at pH = 7 considering $k_{\text{H}_2\text{O}}$, $k_{\text{H}^+} \cdot [\text{H}^+]$ and $k_{\text{OH}^-} \cdot [\text{OH}^-]$
$\text{HOCH}_2\text{CHO} + \text{H}_2\text{O} \rightleftharpoons \text{HOCH}_2\text{CH}(\text{OH})_2$	298	7	27.5*	0.0250	Sorensen et al (1974)	
	298	7	0.42*	0.0064	Sorensen et al (1974)	

Estimation of aqueous phase $k(\text{OH})$ for carbonyls

J. F. Doussin and
A. Monod

Title Page

Abstract

Introduction

Conclusions

References

Tables

Figures

◀

▶

◀

▶

Back

Close

Full Screen / Esc

Printer-friendly Version

Interactive Discussion



Table 3. Example of the calculation of the estimated aqueous phase rate constants of OH-oxidation of 2-butanone and propionaldehyde, and their corresponding gem-diols.

Compound	Chemical structure	$k_{\text{OH+compound}} =$
Propionaldehyde (carbonyl)		$k(\text{CH}_3) \times F(\text{CH}_2) \times G(\text{C=O}) +$ $k(\text{CH}_2) \times F(\text{CH}_3) \times F(\text{C=O}) +$ $k(\text{CH}_3) \times F(\text{CH}_2) \times G(\text{CH}) +$
Propionaldehyde (gem-diol)		$k(\text{CH}_3) \times F(\text{CH}_2) \times G(\text{CH}) k(\text{CH}_2) \times F(\text{CH}_3) \times F(\text{CH}) \times G(\text{OH})^2 +$ $k(\text{CH}) \times F(\text{OH}) \times F'(\text{OH}) \times F(\text{CH}_2) \times G(\text{CH}_3) +$ $2 \times k(\text{OH}) \times F(\text{CH}) \times G(\text{CH}_2) \times G(\text{gemOH})$
2-butanone (carbonyl)		$k(\text{CH}_3) \times F(\text{C=O}) \times G(\text{CH}_2) +$ $k(\text{CH}_2) \times F(\text{C=O}) \times G(\text{CH}_3) \times F(\text{CH}_3) +$ $k(\text{CH}_3) \times F(\text{CH}_2) \times G(\text{C=O})$
2-butanone (gemdiol)		$k(\text{CH}_3) \times F(>\text{C}<) \times G(\text{CH}_2) \times G(\text{OH})^2 +$ $2 \times k(\text{OH}) \times F(>\text{C}<) \times G(\text{CH}_3) \times G(\text{CH}_2) \times G(\text{gemOH}) +$ $k(\text{CH}_2) \times F(>\text{C}<) \times F(\text{CH}_3) \times G(\text{CH}_3) \times G(\text{OH})^2 +$ $k(\text{CH}_3) \times F(\text{CH}_2) \times G(>\text{C}<)$

Estimation of aqueous phase $k(\text{OH})$ for carbonyls

J. F. Doussin and
A. Monod

Title Page

Abstract

Introduction

Conclusions

References

Tables

Figures

⏪

⏩

◀

▶

Back

Close

Full Screen / Esc

Printer-friendly Version

Interactive Discussion

Table 4. Database for the rate constants of OH-oxidation of aldehydes, ketones and polyfunctional carbonyls.

Compounds	k_{OH} ($10^9 \text{ M}^{-1} \text{ s}^{-1}$)	Reference	Comments
Aldehydes			
Formaldehyde	0.792	Chin and Wine (1994)	
	1.00	Hart et al. (1964)	
	1.29	Merz and Waters (1949)	
Acetaldehyde	2.63	Schuchmann and von Sonntag (1988)	
	2.53	Monod et al. (2005)	
	0.949	Merz and Waters (1949)	
Acetaldehyde (carbonyl form only)	3.94	Schuchmann and von Sonntag (1988)	
Acetaldehyde (hydrated form only)	1.31	Schuchmann and von Sonntag (1988)	
Propanal	3.65	Monod et al. (2005)	
	2.93	Monod et al. (2005)	
	2.80	Barzagli (2003)	
	2.41	Mezyk (1994)	
	3.60	Adams et al. (1965)	
Butanal	3.70	Monod et al. (2005)	
	3.84	Monod et al. (2005)	
	3.90	Barzagli (2003)	
	3.90	Monod et al. (2005)	
Pentanal	3.90	Monod et al. (2005)	
Isobutanal	2.82	Gligorovski and Herrmann (2004)	
	2.64	Moise et al. (2005)	
	3.00	Acero et al. (2001)	
	2.30	Jurgens et al. (2007)	
	3.20	Acero et al. (2001)	
2,2 dimethylpropanal	3.20	Acero et al. (2001)	
3-methylbutanal	2.90	Jurgens et al. (2007)	
2-methylbutanal	3.10	Jurgens et al. (2007)	
<i>n</i> -hexanal	2.50	Jurgens et al. (2007)	

Estimation of aqueous phase $k(\text{OH})$ for carbonyls

J. F. Doussin and
A. Monod

Title Page

Abstract

Introduction

Conclusions

References

Tables

Figures

⏪

⏩

◀

▶

Back

Close

Full Screen / Esc

Printer-friendly Version

Interactive Discussion

Table 4. Continued.

Compounds	k_{OH} ($10^9 \text{ M}^{-1} \text{ s}^{-1}$)	Reference	Comments
Ketones			
Acetone	0.110	Monod et al. (2005)	
	0.120	Monod et al. (2005)	
	0.120	Ervens et al. (2003)	Corrected by Schaefer (2012)
	0.130	Barzaghi (2003)	
	0.132	Woffenden and Willson (1982)	
	0.129	Willson et al. (1971)	
	0.087	Thomas (1965)	
	0.106	Adams et al. (1965)	
	0.180	Gligorovski et al. (2009)	
	0.104	Williams et al. (2002)	
	Butan-2-one	0.819	Monod et al. (2005)
0.900		Monod et al. (2005)	
0.810		Monod et al. (2005)	
1.43		Gligorovski and Herrmann (2004)	Corrected by Schaefer (2012)
0.988		Adams et al. (1965)	
Pentan-2-one	0.723	Mezyk (1994)	
	2.10	Adams et al. (1965)	
Pentan-3-one	1.48	Adams et al. (1965)	
4-methylpentan-2-one	2.49	Monod et al. (2005)	
	4.60	Gligorovski et al. (2009)	
Undecan-2-one	6.60	Jurgens et al. (2007)	
Camphor (1,7,7-Trimethylbicyclo[2.2.1]heptan-2-one)	4.10	Land and Swallow (1979)	
Polyfunctional carbonyls			
Glyoxylate	2.50	Ervens et al. (2003)	Corrected by Schaefer and Herrmann (2012)
	1.85	Ervens et al. (2003)	Probably not relevant for H-abstraction as electron transfer is probably the main process (see text)
Glyoxylic acid	0.331	Ervens et al. (2003)	Corrected by Schaefer and Herrmann (2012)
	0.340	Ervens et al. (2003)	

Estimation of aqueous phase $k(\text{OH})$ for carbonyls

J. F. Doussin and
A. Monod

Title Page

Abstract

Introduction

Conclusions

References

Tables

Figures

⏪

⏩

◀

▶

Back

Close

Full Screen / Esc

Printer-friendly Version

Interactive Discussion

Table 4. Continued.

Compounds	k_{OH} ($10^9 \text{ M}^{-1} \text{ s}^{-1}$)	Reference	Comments
Glyoxal	1.05	Buxton et al. (1997)	
Methylglyoxal (monohydrated)	0.46	Monod et al. (2005)	
	0.53	Monod et al. (2005)	
	1.07	Ervens et al. (2003)	
	0.61	Schaefer et al. (2012)	
Pyruvic acid	0.117	Ervens et al. (2003)	
	0.068	Ervens et al. (2003)	Corrected by Schaefer et al. (2012)
	0.320	Schaefer et al. (2012)	
Pyruvate	0.031	Kraljic (1967)	Probably not relevant for H-abstraction as electron transfer is probably the main process (see text) Corrected by Schaefer et al. (2012)
	0.680	Ervens et al. (2003)	
	0.710	Schaefer et al. (2012)	
	0.380	Ervens et al. (2003)	
Ketomalonic acid	0.175	Gligorovski et al. (2009)	
	0.142	Schaefer (2012)	
Ketomalonate	0.062	Schuchmann et al. (1991)	
Ketomalonate dianion	0.109	Schuchmann et al. (1991)	
	0.214	Gligorovski et al. (2009)	
	0.158	Schaefer (2012)	
3-Hydroxybutan-2-one	1.32	Lilie et al. (1968)	
	0.927	Adams et al. (1965)	
	2.90	Barzaghi (2003)	
2,3-butanedione or biacetyl	0.181	Lilie et al. (1968)	
	1.86	Gligorovski and Herrmann (2004)	Corrected by Schaefer and Herrmann (2012)
Acetylacetone	0.610	Gligorovski and Herrmann (2004)	Corrected by Schaefer and Herrmann (2012)
	1.64	Moise et al. (2005)	
Acetylacetone	9.90	Broszkiewicz et al. (1982)	Probably not relevant for OH abstraction as the major form is enol which allows for faster OH-addition process (see text)

Estimation of aqueous phase $k(\text{OH})$ for carbonyls

J. F. Doussin and
A. Monod

Table 5. Chemical parameters to be used for the extension of the SAR to carbonyls and gem-diols.

Rate constants ($\text{M}^{-1}\text{s}^{-1}$)		Reference
$k(\text{CHO})$	1.86×10^9	This work
Neighboring effect parameters		
α-position		
$F(\text{C}=\text{O})$	0.22	This work
$F'(-\text{OH})$	0.65	This work
β-position		
$G(-\text{C}=\text{O})$	0.90	This work
$G(\text{gemOH})$	2.37	This work

[Title Page](#)
[Abstract](#)
[Introduction](#)
[Conclusions](#)
[References](#)
[Tables](#)
[Figures](#)
[Back](#)
[Close](#)
[Full Screen / Esc](#)
[Printer-friendly Version](#)
[Interactive Discussion](#)

Estimation of aqueous phase $k(\text{OH})$ for carbonyls

J. F. Doussin and
A. Monod

[Title Page](#)[Abstract](#)[Introduction](#)[Conclusions](#)[References](#)[Tables](#)[Figures](#)[⏪](#)[⏩](#)[◀](#)[▶](#)[Back](#)[Close](#)[Full Screen / Esc](#)[Printer-friendly Version](#)[Interactive Discussion](#)

Table 6. Resonance (R) and field (F) values as defined by Swain and Lupton (1968) for the chemical groups involved in the present SAR (taken from Swain et al., 1983).

Group	R	F
-OH	-1.89	+0.46
-COCH ₃	+0.90	+0.50
-COOH	+0.66	+0.44
-COO ⁻	+0.40	-0.27

Estimation of aqueous phase $k(\text{OH})$ for carbonyls

J. F. Doussin and
A. Monod

Title Page

Abstract

Introduction

Conclusions

References

Tables

Figures

⏪

⏩

◀

▶

Back

Close

Full Screen / Esc

Printer-friendly Version

Interactive Discussion

Table 7. Comparison of the linear regressions obtained for the correlations between experimental and calculated values for various estimation methods as shown in Fig. 4. The linear fit follows the general equation $y = a + bx$ and r^2 is the square of the correlation coefficient, and n is the number of data. In bold, are indicated the values which are not statistically significant i.e. much smaller than their associated uncertainty.

Method	a	b	r^2	n	References
SAR	$(-0.4 \pm 1.3) \times 10^8$	1.01 ± 0.06	0.79	72	This Work
SAR	$(-0.8 \pm 1.4) \times 10^8$	0.80 ± 0.06	0.73	53	Minakata et al. (2009)
SAR	$(2.0 \pm 3.9) \times 10^9$	7.5 ± 1.7	0.26	56	Monod et al. (2005)
BDE	$(4.3 \pm 1.9) \times 10^7$	0.15 ± 0.01	0.83	25	Ervens et al. (2003)

Estimation of aqueous phase $k(\text{OH})$ for carbonyls

J. F. Doussin and
A. Monod

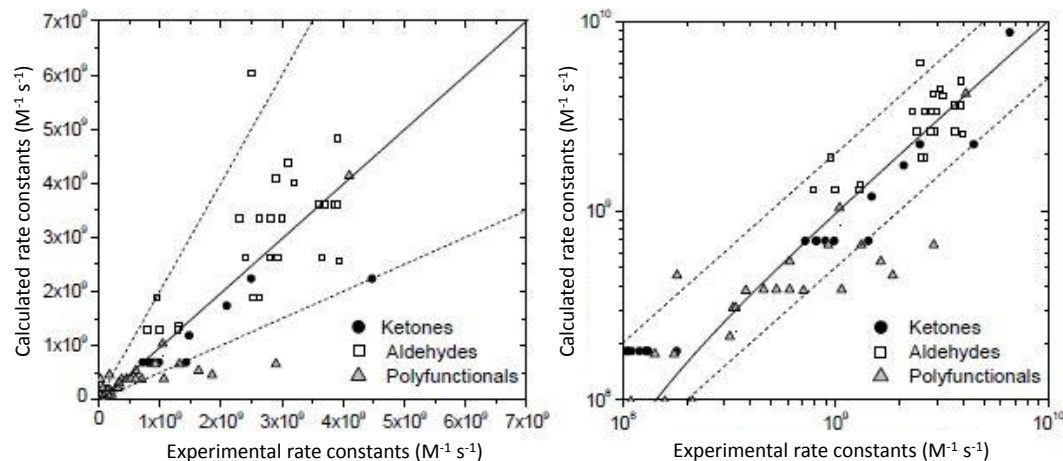


Fig. 1. Correlation plot between the calculated and the experimental rate constants of aqueous phase OH-oxidation of carbonyl compounds in linear (left) and logarithmic scales (right). The straight line is the linear regression curve: $y = (1.01 \pm 0.06) \cdot x - (0.4 \pm 1.4) \times 10^8$ with $r^2 = 0.77$. The dashed lines define the limits where the rate constants are calculated within a factor of 2 from the experimental data

Title Page

Abstract

Introduction

Conclusions

References

Tables

Figures

◀

▶

◀

▶

Back

Close

Full Screen / Esc

Printer-friendly Version

Interactive Discussion

Estimation of aqueous phase $k(\text{OH})$ for carbonyls

J. F. Doussin and
A. Monod

Title Page

Abstract

Introduction

Conclusions

References

Tables

Figures

⏪

⏩

◀

▶

Back

Close

Full Screen / Esc

Printer-friendly Version

Interactive Discussion

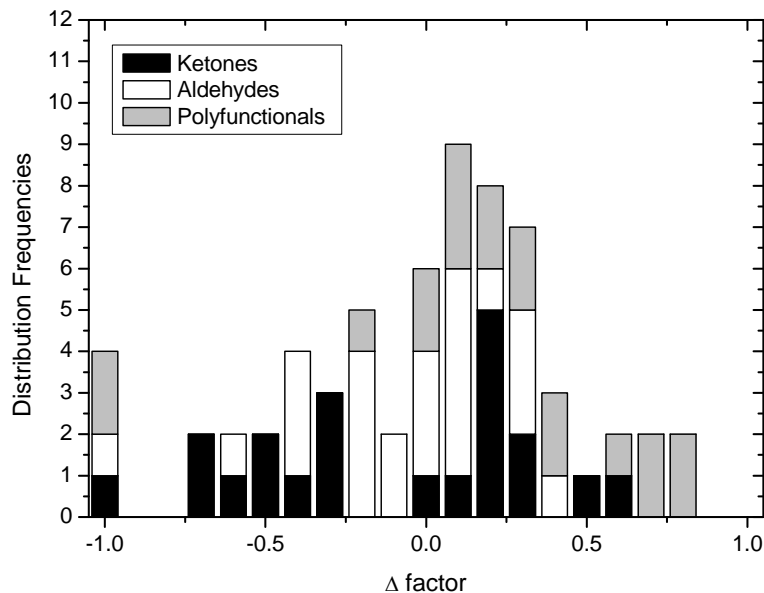


Fig. 2. Statistic distribution of the Δ factor defined as $(k_{\text{exp}} - k_{\text{calc}})/k_{\text{exp}}$ for the present SAR.

Estimation of aqueous phase $k(\text{OH})$ for carbonyls

J. F. Doussin and
A. Monod

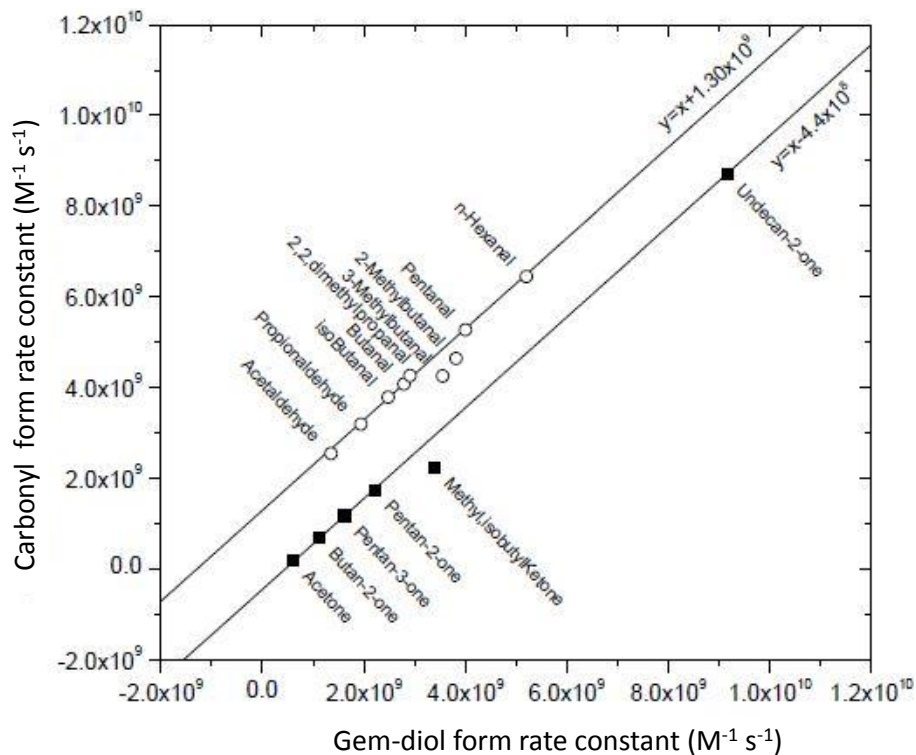


Fig. 3. Correlation plot between gem-diols and carbonyls rate constants as calculated from the present SAR.

Title Page

Abstract

Introduction

Conclusions

References

Tables

Figures

⏪

⏩

◀

▶

Back

Close

Full Screen / Esc

Printer-friendly Version

Interactive Discussion

Estimation of aqueous phase $k(\text{OH})$ for carbonyls

J. F. Doussin and
A. Monod

Title Page

Abstract

Introduction

Conclusions

References

Tables

Figures

◀

▶

◀

▶

Back

Close

Full Screen / Esc

Printer-friendly Version

Interactive Discussion

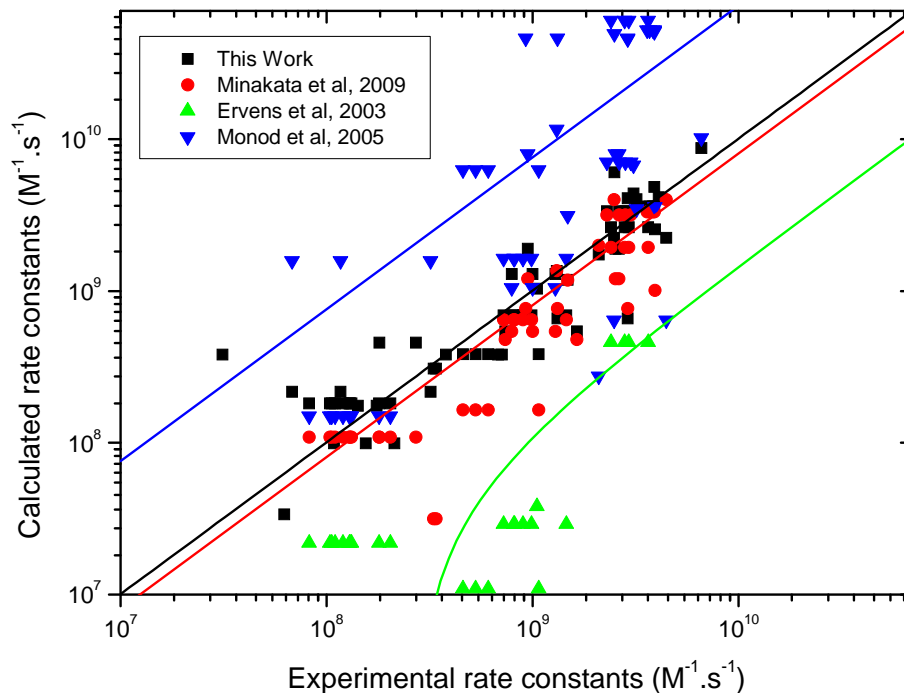


Fig. 4. Correlation plot between experimental rate constants and calculated rate constants for carbonyl compounds according to previously proposed estimation methods. The lines are the linear regression lines which parameters are given in Table 7.

Estimation of aqueous phase $k(\text{OH})$ for carbonyls

J. F. Doussin and
A. Monod

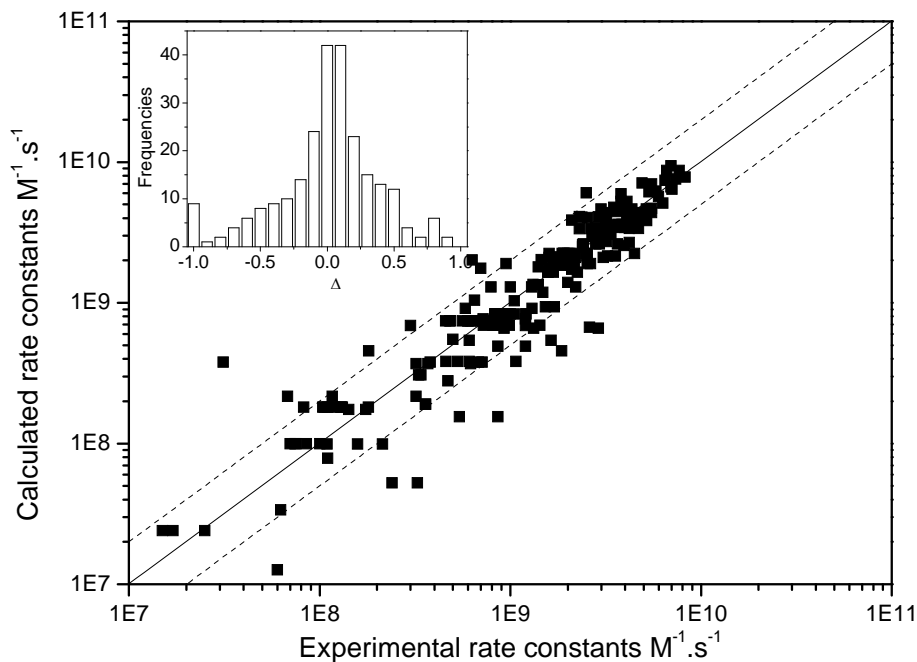


Fig. 5. Correlation plot between experimental and calculated rate constants for all compounds: alkanes, alcohols, acids, bases, (Monod and Doussin, 2008), aldehydes, ketones (this work) and polyfunctionals (both works). The plain line is the linear regression line $y = 1.008 \cdot x$ and the dashed lines define the limits where the rate constants are calculated within a factor of 2 from the experimental data. The inset is the distribution of the Δ factor (see Eq. 2) for the whole set of data.

[Title Page](#)[Abstract](#)[Introduction](#)[Conclusions](#)[References](#)[Tables](#)[Figures](#)[⏪](#)[⏩](#)[⏴](#)[⏵](#)[Back](#)[Close](#)[Full Screen / Esc](#)[Printer-friendly Version](#)[Interactive Discussion](#)