

This discussion paper is/has been under review for the journal Atmospheric Chemistry and Physics (ACP). Please refer to the corresponding final paper in ACP if available.

**Organics in environmental ices:  
sources, chemistry,  
and impacts**

V. F. McNeill et al.

# Organics in environmental ices: sources, chemistry, and impacts

V. F. McNeill<sup>1</sup>, A. M. Grannas<sup>2</sup>, J. P. D. Abbatt<sup>3</sup>, M. Ammann<sup>4</sup>, P. Ariya<sup>5</sup>,  
T. Bartels-Rausch<sup>4</sup>, F. Domine<sup>6</sup>, D. J. Donaldson<sup>3</sup>, M. I. Guzman<sup>7</sup>, D. Heger<sup>8,9</sup>,  
T. F. Kahan<sup>10</sup>, P. Klán<sup>8,9</sup>, S. Masclin<sup>11</sup>, C. Toubin<sup>12</sup>, and D. Voisin<sup>13</sup>

<sup>1</sup>Department of Chemical Engineering, Columbia University, New York, NY 10027, USA

<sup>2</sup>Department of Chemistry, Villanova University, Villanova, PA 19085, USA

<sup>3</sup>Department of Chemistry, University of Toronto, Toronto, ON, M5S 3H6, Canada

<sup>4</sup>Laboratory of Radio- and Environmental Chemistry, Paul Scherrer Institute, 5232 Villigen, Switzerland

<sup>5</sup>Department of Chemistry and Department of Atmospheric and Oceanic Sciences, McGill University, Montreal, PQ, H3A 2K6, Canada

<sup>6</sup>Takuvik International Laboratory, Université Laval and CNRS, Québec, QC, G1V 0A6, Canada

<sup>7</sup>Department of Chemistry, University of Kentucky, Lexington, KY 40506, USA

<sup>8</sup>Department of Chemistry, Faculty of Science, Masaryk University, Kamenice 5/A, 62500 Brno, Czech Republic

<sup>9</sup>Research Centre for Toxic Compounds in the Environment, Faculty of Science, Masaryk University, Kamenice 3, 62500 Brno, Czech Republic

Title Page

Abstract

Introduction

Conclusions

References

Tables

Figures

⏪

⏩

◀

▶

Back

Close

Full Screen / Esc

Printer-friendly Version

Interactive Discussion



<sup>10</sup>Department of Chemistry and Biochemistry, University of Colorado at Boulder,  
Boulder, CO 80309-0215, USA

<sup>11</sup>Environmental Systems, University of California, Merced, Merced, CA 95343, USA

<sup>12</sup>Laboratoire PhLAM – UFR de Physique, Université Lille, 59655 Villeneuve D'Ascq Cedex,  
France

<sup>13</sup>LGGE/OSUG, Université Joseph Fourier, 38402 Saint Martin d'Hères, France

Received: 25 March 2012 – Accepted: 30 March 2012 – Published: 10 April 2012

Correspondence to: V. F. McNeill (vfm2103@columbia.edu)

Published by Copernicus Publications on behalf of the European Geosciences Union.

ACPD

12, 8857–8920, 2012

**Organics in  
environmental ices:  
sources, chemistry,  
and impacts**

V. F. McNeill et al.

Title Page

Abstract

Introduction

Conclusions

References

Tables

Figures

⏪

⏩

◀

▶

Back

Close

Full Screen / Esc

Printer-friendly Version

Interactive Discussion



## Abstract

The physical, chemical, and biological processes involving organics in ice in the environment impact a number of atmospheric and biogeochemical cycles. Organic material in snow or ice may be biological in origin, deposited from aerosols or atmospheric gases, or formed chemically in situ. In this manuscript, we review the current state of knowledge regarding the sources, properties, and chemistry of organic materials in environmental ices. Several outstanding questions remain to be resolved and fundamental data gathered before a comprehensive, accurate model of organic species in the cryosphere will be possible. For example, more information is needed regarding the quantitative impacts of chemical and biological processes, ice morphology, and snow formation on the fate of organic material in cold regions. Interdisciplinary work at the interfaces of chemistry, physics and biology is needed in order to fully characterize the nature and evolution of organics in the cryosphere and predict the effects of climate change on the Earth's carbon cycle.

## 1 Introduction

From cirrus ice particles in the atmosphere to sea ice and snow on the Earth's surface, ice is a key component of the biogeochemical cycle of carbon. The cryosphere is one of the most poorly understood components of the Earth system, yet one of the most vulnerable to climate change.

The interaction of organic materials with environmental ices plays an important role in a number of biogeochemical and climate processes (Fig. 1). Organic materials present in snow and ice are often light-absorbing species, akin to "brown carbon" in atmospheric aerosols. This absorbing material contributes up to 40 % of the integrated absorbance between 300–750 nm (Doherty et al., 2010; Hegg et al., 2010). This contribution adds to the absorbance of black carbon (BC), the main absorber in snow, which is calculated for observed concentrations to reduce the albedo by 2–5 % on Himalayan

ACPD

12, 8857–8920, 2012

## Organics in environmental ices: sources, chemistry, and impacts

V. F. McNeill et al.

Title Page

Abstract

Introduction

Conclusions

References

Tables

Figures

⏪

⏩

◀

▶

Back

Close

Full Screen / Esc

Printer-friendly Version

Interactive Discussion



**Organics in  
environmental ices:  
sources, chemistry,  
and impacts**

V. F. McNeill et al.

Title Page

Abstract

Introduction

Conclusions

References

Tables

Figures



Back

Close

Full Screen / Esc

Printer-friendly Version

Interactive Discussion

glaciers (Yasunari et al., 2010). Such a reduction of albedo contributes to the so-called snow-albedo feedback mechanism, significantly amplifying climate change in the Arctic (Flanner et al., 2007; McConnell et al., 2007). Feedbacks between organics in the cryosphere and atmospheric aerosols impact the aerosol direct and indirect effects on climate and the hydrological cycle (Lohmann and Leck, 2005). For example, microbial exopolymeric secretions can be directly incorporated into marine aerosol by wind blowing across frost flowers (Shaw et al., 2010). These aerosols can be directly incorporated into growing snow crystals (Domine et al., 2011). Deposition of these atmospheric aerosols and of the snow that contains them is thought to be a significant source of organics in snow (Hegg et al., 2010).

Both abiotic and biotic processes play a role in the cycling of carbon in environmental ices. Organic carbon in snow and sea ice may have its origins in plant material, microorganisms and their excretions, or aerosols or volatile organic compounds (VOCs) deposited from the atmosphere (Xu et al., 2010; Pautler et al., 2011). Organic impurities in snow can originate from atmospheric aerosol particles acting as a condensation nucleus, incorporated during crystal growth, either as gases or particles, scavenged during precipitation also either as gases or particles (Lei and Wania, 2004), deposited onto snow on the ground, or filtered by the snow from air flowing through the snowpack by wind pumping (Albert and Shultz, 2002). It has been discussed previously that photochemistry of organic compounds changes the composition of the snowpack/ice impurities (Klan and Holoubek, 2002) and leads to VOC production (Grannas et al., 2007b). Biological activity in snow and sea ice is another important but as-yet poorly constrained source of VOCs (Ariya et al., 2011). Environmental ices provide a medium and nutrients for bacterial and fungal growth and associated physicochemical processes (Domine et al., 2002). VOCs impact the surrounding environment in a number of ways: they control the oxidizing capacity of the atmosphere (Perrier et al., 2002), contribute to the formation of secondary organic aerosol (Seinfeld and Pankow, 2003; Ervens and Volkamer, 2010) and can produce humic-like substances in snow and ice (Guzman et al., 2007).

This review will discuss the current state of knowledge regarding the presence of organic materials in environmental ices, their sources, chemistry, and local, regional and global impacts on the cryospheric organic carbon cycle. We begin with a discussion of field observations in Sect. 2, focusing on measurements made since the 2007 review of Grannas et al. Section 3 reviews the mechanisms of organics incorporation and cycling in environmental ices. Physical, chemical and biological processes that impact organic carbon are considered in turn. In Sect. 4, the impact of environmental ices on the local, regional and global carbon cycle is discussed. Finally, in Sect. 5 we provide a future outlook for the scientific community, discussing aspects of the various processes that are not well understood and suggest potential areas of focus for future research endeavors.

## 2 Synthesis of field observations to date

Since the discovery of the production of a wide variety of organic compounds in snow, which in turn affects the composition of the overlying atmosphere, increasing attention has been given to their photochemistry in snowpack. For example, Helmig et al. (2009) highlighted the ambiguous role of the snowpack, which can either act as a source for some gas phase species ( $\text{CO}_2$ ,  $\text{CHCl}_3$ ,  $(\text{CH}_3)_2\text{S}$ ,  $\text{CS}_2$ ,  $\text{CHBrCl}_2$ ) or as a sink for other gas-phase chemicals ( $\text{CO}$ ,  $\text{COS}$ , some halogenated compounds and hydrocarbons). Major field, lab and modeling studies and their implications have already been reviewed by Grannas et al. (2007b). Here we discuss results from measurements in polar, sub-polar and temperate regions made since 2007.

Recent measurements of organic compounds at high altitude or high latitude sites point to the potential impact of topography and air mass transport on the organic content of snow. The deposition of organic compounds in the Himalayas has been found to be a seasonally dependent function of air mass transport from China and Central Asia, as evidenced in measurements of 16 polycyclic aromatic hydrocarbons (PAH) over glaciers of the Tibetan Plateau (Li et al., 2011) and detection of specific persistent

### Organics in environmental ices: sources, chemistry, and impacts

V. F. McNeill et al.

Title Page

Abstract

Introduction

Conclusions

References

Tables

Figures



Back

Close

Full Screen / Esc

Printer-friendly Version

Interactive Discussion



organic pollutants (POP), e.g. organochlorine pesticides and polychlorinated biphenyls, in the snow of a Himalayan glacier (Kang et al., 2009).

Usenko et al. (2010) observed similar impacts of topography on the atmospheric transport and deposition of PAHs in high elevation sites of some Western US National Parks. While phenanthrene (Phe), fluoranthene (Fla) and pyrene (Pyr) were the major PAHs to be detected on these sites, Gabrieli et al. (2010) used the ratio Fla/(Fla+Pyr) for source assignment. Its value in high-altitude alpine snow and ice shows an increase in the contribution of diesel and gasoline combustion with respect to coal and wood combustion from 1860 to 1980; a trend that reversed over the past two decades.

Measuring POPs in one glacial and one non-glacial-fed stream in the Italian Alps, Bizzotto et al. (2009) suggested that changes in PCB concentration may be caused by local emissions rather than long-range transport. They also investigated the role of the snowpack as an organic reservoir by comparing the levels of POPs in the two streams during the snowmelt season, as Meyer et al. (2011b) did with a similar study based on PAHs. Through measurement of benzene, alkylated benzenes, chlorinated hydrocarbons and monoterpenes, Fries et al. (2008) pointed to the potential of snow/ice to be an efficient scavenger of atmospheric VOCs. This potential depends essentially on meteorological parameters (temperature, wind speed and direction, humidity, free-cloud and free-precipitation conditions) and on source strengths. Semivolatile organics, such as naphthalene, will be released into the atmosphere from melting snowpack due to evaporation (Meyer et al., 2011a).

Although the source plays a role in the characteristics of organic matter observed in snowpack, post-depositional processing also plays a role in the nature of organics found in snow and ice. A number of laboratory and field studies have investigated the photochemical behavior of anthropogenic contaminants in snow and ice. Laboratory studies are discussed in Sect. 3.3. Rowland et al. (2011) conducted field-based experiments in Barrow, Alaska investigating the photochemical degradation of organochlorine contaminants. They found that this process is more efficient in ice than aqueous solution and that natural sensitizers present in snowpack (particularly natural organic

**Organics in environmental ices: sources, chemistry, and impacts**

V. F. McNeill et al.

Title Page

Abstract

Introduction

Conclusions

References

Tables

Figures



Back

Close

Full Screen / Esc

Printer-friendly Version

Interactive Discussion



matter) may play an important role in the photochemical fate of anthropogenic compounds. Photochemical degradation rates for aldrin and dieldrin (frozen in MilliQ water, 500  $\mu\text{M}$  hydrogen peroxide solution or locally-collected snow) were determined and significant photoprocessing of both pesticides occurred. The degradation was dependent on temperature, depth within the snowpack and whether the predominant phase of the sample was ice or liquid water. The photosensitizing effect of species present in natural snowpack was comparable to 500  $\mu\text{M}$  hydrogen peroxide, pointing to the potential significance of snowpack-mediated reactions in the environment. Samples frozen at near 273 K were more reactive than comparable liquid samples, implying that the microenvironments experienced on frozen ice surfaces are an important consideration for pollutant reactivity.

Measurements of water-soluble organic carbon (WSOC) at Summit, Greenland (Anderson et al., 2008; Hagler et al., 2007) and of dissolved organic carbon (DOC) at Barrow, Alaska (Voisin et al., 2012) show evidence of post-depositional processes that contribute to substantial loss of organic carbon in the top surface snowpack. These studies suggest that snowpack is a source of organic carbon to the atmosphere through possible outgassing and/or photochemical processes. von Schneidemesser et al. (2008) attributed the absence of a seasonal pattern in organic compounds in Greenland snow (hopanes, PAHs, alkanes, alkanolic acids) to possible post-depositional processing occurring in the snowpack. Other studies also point to the fact that concentrations of gas phase formaldehyde (HCHO) measured in the Arctic (Mabilia et al., 2007) and in Antarctica (Salmon et al., 2008) can't be explained by known gas-phase chemistry without considering an additional source of HCHO from the snowpack, in support of previous observations (Sumner et al., 2002; Sumner and Shepson, 1999). In further support of these observations, Barret et al. (2011a) showed that the seasonal snowpack near Barrow, Alaska, was a source of HCHO and that, while most of the HCHO produced was released to the atmosphere, a small fraction was incorporated into surface snow crystals by solid state diffusion. Yet, such post-depositional processing is not always important: measurements of higher dicarboxylic acids (C5–C13) in alpine snow

**Organics in  
environmental ices:  
sources, chemistry,  
and impacts**

V. F. McNeill et al.

Title Page

Abstract

Introduction

Conclusions

References

Tables

Figures

⏪

⏩

◀

▶

Back

Close

Full Screen / Esc

Printer-friendly Version

Interactive Discussion



(Winterhalter et al., 2009) revealed these species are not affected by post-depositional processes. This could be related to the higher accumulation rates observed in the Alps; carbon deposited to the snow spends less time in the photic zone of the snowpack, as proposed by Preunkert et al. (2003) for nitrate.

5 A detailed evaluation of the species and mechanisms responsible for the observed carbon reemission to the atmosphere is difficult because of the very high number of organic species present in the snow (Grannas et al., 2006), of which only a fraction is thoroughly quantified and investigated. Organic carbon was recently speciated in an alpine ice core (Legrand et al., 2007) spanning the last 50 years of snow accumulation, and in Arctic Alaska coastal snow (Voisin et al., 2012). Up to 40 % of DOC was identified as formaldehyde and short chain mono and diacids in the alpine ice core, whereas in the Alaskan snow, only up to 20 % was identified as short chain aldehydes and diacids, as well as humic-like substances (HULIS).

15 Another source of uncertainties concerning photochemical processes in snowpacks is related to radiative transfer in the snow. Warren and Wiscombe (1980) clearly showed that absorbing impurities such as BC have a large effect on snow optical properties. Based on these calculations, recent model estimates (Flanner et al., 2007; Yasunari et al., 2010) show a large influence of such impurities on snow albedo, and thus on climate. This prompted studies on light absorbing aerosols in snow (Hegg et al., 2009, 2010; Doherty et al., 2010). Spanning the entire Arctic, these studies show that besides BC, there is a clear contribution from Brown Carbon (BrC) to the absorbance of insoluble material in the snow. This mixture of black and brown carbon was mainly attributed to biomass burning of two kinds: boreal wood burning and crop and grass burning. The contribution of BrC to the total absorbance of the filters compares to BC absorbance in the UV part of the solar spectrum, making BrC an important parameter in evaluating UV penetration and photodissociation constants in the snowpack. Insoluble BrC is estimated around 10 ppb in North America, and up to 50 ppb on average in Siberia. These concentrations are in the same range as BC concentrations, from 5 to 30 ppb on average (also higher in Siberia). Some absorbance in the snow is related

## Organics in environmental ices: sources, chemistry, and impacts

V. F. McNeill et al.

Title Page

Abstract

Introduction

Conclusions

References

Tables

Figures

⏪

⏩

◀

▶

Back

Close

Full Screen / Esc

Printer-friendly Version

Interactive Discussion





**Organics in  
environmental ices:  
sources, chemistry,  
and impacts**

V. F. McNeill et al.

Title Page

Abstract

Introduction

Conclusions

References

Tables

Figures



Back

Close

Full Screen / Esc

Printer-friendly Version

Interactive Discussion

to soluble species. Anastasio and Robles (2007) measured the absorbance of melted filtered snow, and evaluated the contributions of nitrate and  $\text{H}_2\text{O}_2$  to this absorbance. They found that in Summit, Greenland and Dome C, Antarctica, half of the absorbance was due to unknown, probably organic chromophores. The same experiment was recently repeated in terrestrial snow and in marine ices (snow, frost flowers and sea ice) in Barrow, Alaska (Beine et al., 2011, 2012): nitrate and  $\text{H}_2\text{O}_2$  only represented a few percent of the total absorbance on land and less than 1 % on marine samples. The highest contributor was HULIS, although they only represent 10 % of DOC in land samples (Voisin et al., 2012). The remaining unknown chromophores represent half of the total absorbance and are seemingly related to a marine source.

These measurements (filter absorbance for the insoluble fraction; absorbance of melted filtered snow for the soluble fraction) are potentially biased because BC and BrC do not necessarily have the same optical properties on a filter and in the snow, or solvated in water and in the snow. For example, glyoxal, which is the second most concentrated aldehyde in the snow in Barrow (Barret et al., 2011a) absorbs efficiently in the UV in its aldehyde form, but does not absorb once hydrated in liquid water, where it exists as a diol.

Direct measurements of actinic fluxes in the snowpack were initially used to estimate photolysis constants for use in snowpack chemistry modeling (e.g., Lee-Taylor and Madronich, 2002; Fisher et al., 2005). These optical measurements have been recently used to obtain information on absorbers' identity and concentrations in Dome C, Antarctica (France et al., 2011) and in Barrow, Alaska (France et al., 2012). Fitting the observed absorption coefficient is only possible with a Brown Carbon type absorber in addition to Black Carbon. In Barrow, BC concentrations estimated from these optical properties are 10 times higher than actual BC measurements (Doherty et al., 2010, Voisin et al., 2012), which might indicate problems in evaluating the absorption coefficient for BC (and maybe BrC) in snow as a function of BC location in the ice lattice (Flanner et al., 2012).

**Organics in  
environmental ices:  
sources, chemistry,  
and impacts**

V. F. McNeill et al.

Title Page

Abstract

Introduction

Conclusions

References

Tables

Figures

⏪

⏩

◀

▶

Back

Close

Full Screen / Esc

Printer-friendly Version

Interactive Discussion

In polar coastal and temperate areas, microbial interactions in snow and ice will also affect the organic matter present. Pointing at the potential role of dissolved organic carbon (DOC) in organic cycling on Arctic shelves, Riedel et al. (2008) suggest that seasonal cycles of algae control the budget of particulate organic carbon and exopolymeric substances in first-year sea ice and their release to the atmosphere. This hypothesis is supported by Norman et al. (2011) who observed that sea ice melt may both affect the spectral characteristics of colored dissolved organic matter (CDOM) and act as a source of fresh autochthonous CDOM and labile DOC. Bhatia et al. (2010) also found that autochthonous microbial processes on the ice sheet produce the majority of supraglacial dissolved organic matter (DOM), whereas allochthonous carbon from overridden soil and vegetation plus carbon from in situ microbial activities constitute subglacial DOM, with a seasonally dependent contribution. This conclusion was only reached through advances in analytical methods, e.g. electrospray ionization (ESI) Fourier transform ion cyclotron resonance (FT-ICR) mass spectrometry coupled to multivariate statistics, reaching unprecedented molecular level characterization of the organic material present.

All these biochemical transformations, specific to ice and snow, heavily modify the properties of organic matter. It was recently shown that snow and ice processed organic matter was more labile than DOC regularly found in rivers (Holmes et al., 2008; Hood et al., 2009). As DOC in Arctic watersheds comes primarily from snowmelt (Finlay et al., 2006), this processing of organic matter by snow and ice processes may impact our understanding of the carbon biogeochemical cycle at high latitudes.

Important efforts have focused on the improvement and development of new or well-known analytical methods to detect lower concentrations of chemical species and to help monitor concentrations and fluxes of organic compounds over study sites. Lacorte et al. (2009) optimized the ultra-trace detection of 48 POPs in ice using stir bar sorptive extraction (SBSE) gas chromatography coupled to mass spectrometry (GC-MS). In addition to its use as an in situ analytical method, this optimization leads to limits of detection down to the  $\text{pg l}^{-1}$  level, so many of the POPs in ice can be quantified using far

smaller sample sizes than previously necessary. Detection of higher dicarboxylic acids has also been improved with the optimization of solid-phase microextraction (SPME), followed by analysis using HPLC coupled to a hybrid mass spectrometer (HPLC-MS-TOF) (Kippenberger et al., 2008; Winterhalter et al., 2009). In 2010, Kos and Ariya (2010) improved the GS-MS detection of VOCs in snow after SPME, using a splitless injection which increased considerably the sensitivity and decreased limits of detection (LOD ranged from 0.3 ng l<sup>-1</sup> for benzene to 36 ng l<sup>-1</sup> for 1,2-dichlorobenzene). For qualitative and quantitative analysis of BTEX (benzene, toluene, ethylbenzene, *o*-, *m*- and *p*-xylene) and *n*-aldehydes (C6–C10) in melted snow water, Sieg et al. (2008) optimized several extraction and desorption parameters for the development of an analytical method based on headspace-solid-phase dynamic extraction (HS-SPDE) followed by GC-MS. With a LOD range from 19 ng l<sup>-1</sup> (benzene) to 63 ng l<sup>-1</sup> (*n*-hexanal), the authors detected BTEX and aldehydes in alpine snow. Ultra-trace levels of semi-volatile and non-volatile organic compounds from snow melt water samples were quantified with the development of a dichloromethane liquid-liquid extraction plus GC-MS analytical method (von Schneidemesser et al., 2008). However, this technique is not yet optimized for the detection of very polar or non-polar compounds as many species still remain below the limit of detection.

### 3 Mechanistic insight from field, laboratory, and modeling studies

Ice in the environment may exist in the form of ice or snow at the Earth's surface or frozen cloud particles in the troposphere or stratosphere. Impurities in snow can be molecules or ions adsorbed to or dissolved in crystals, aerosol particles which originated as a condensation nucleus (Parungo and Pueschel, 1973), gases and particles scavenged during precipitation (Lei and Wania, 2004), or species deposited onto snow on the ground (Domine et al., 2004). The amount and location of chemical species incorporated into growing ice crystals depends on the snow formation mechanism, i.e. whether the crystal forms by freezing supercooled water or by water vapor

## Organics in environmental ices: sources, chemistry, and impacts

V. F. McNeill et al.

Title Page

Abstract

Introduction

Conclusions

References

Tables

Figures

⏪

⏩

◀

▶

Back

Close

Full Screen / Esc

Printer-friendly Version

Interactive Discussion



condensation. Once deposited on the surface, snow is a porous medium that continues to undergo morphological changes due to changes in ambient temperature and radiative heating (Domine et al., 2008). The void space of the snowpack consists of air which undergoes exchange with the ambient atmosphere and contains trace species which interact with the ice crystals (Domine and Shepson, 2002).

Physical, chemical, and biological processes can affect the properties and cycling of organic materials in environmental ices. In the following sections we present an overview of these processes from field, laboratory and modeling perspectives.

### 3.1 Physical sources and sinks

Quantifying the physical interaction of trace gases with ice and snow is critical to predicting the influence of environmental ices on atmospheric composition. Key physical processes include adsorption, dissolution into interfacial liquid layers, and solid-state dissolution and diffusion. While surface-gas interactions are well-understood for many other substrates (Adamson, 1990), the dynamic nature of the ice surface has made this a challenging task. Ice is a comparatively high vapor-pressure solid (Murphy and Koop, 2005), which makes experimental characterization of the ice surface challenging, particularly at temperatures near the melting point. Adsorbates can be buried by incoming water molecules (Gertner and Hynes, 1998; Ullerstam and Abbatt, 2005) and, even below 210 K, the surface layer is refreshed on a timescale of 0.1–0.001 s (Haynes et al., 1992). Nevertheless, this exchange remains slow as compared to the molecular motion of the water molecules in the hydrogen bond structure (Girardet and Toubin, 2001).

The state of the ice surface also varies as a function of temperature. A nanoscale region of surface disorder exists on pure ice near the melting temperature, often referred to as a *quasi-liquid layer* (QLL). The QLL on pure ice is not a phase predicted by equilibrium thermodynamics. It is an interfacial medium thin enough that most molecules are affected by the nearest interface. Therefore, properties of molecules in a QLL are different from those in a liquid. Affected properties include mobility, interaction with

## Organics in environmental ices: sources, chemistry, and impacts

V. F. McNeill et al.

Title Page

Abstract

Introduction

Conclusions

References

Tables

Figures



Back

Close

Full Screen / Esc

Printer-friendly Version

Interactive Discussion



other molecules, and possibly reactivity. The extent of the QLL increases with increasing temperature, and can be enhanced by solutes (Wettlaufer, 1999).

When sufficient solute is present, the chemical potential of the interfacial layer increases sufficiently for an extra phase to form, as predicted by equilibrium thermodynamics. Down to a few tens of degrees below 0 °C, this phase, which exists in equilibrium with the ice matrix and the gas phase, is usually a liquid (Thibert and Domine, 1997, 1998; Barret et al., 2011b), and is often called a *brine* (Cho et al., 2002; Kuo et al., 2011). The brine may exist at the gas-ice interface or be segregated inside the ice sample (i.e. in grain boundaries, triple junctions, or inclusions within crystals). For more details on the influence of ice microphysics on air-ice chemical interactions please see Bartels-Rausch et al. (2012).

### 3.1.1 Adsorption and desorption

In the following section we discuss the adsorption and desorption of organic species to and from snow and ice surfaces, and how these processes influence the transport of organic trace gases through snowpack.

#### Molecular-level picture

The adsorptive uptake of trace gases to ice has been reviewed previously by Girardet and Toubin (2001), Abbatt (2003) and Huthwelker et al. (2006), and summarized in the IUPAC evaluation (Crowley et al., 2010). Although a majority of the laboratory studies of air-ice chemical interactions in the literature focus on this topic, significant uncertainty still exists at the molecular level regarding the identity of the adsorption site, the state of the adsorbate on the surface, and the nature of the adsorbate-substrate interactions. Molecular dynamics (MD) simulations have been used in connection with experiments in order to characterize the adsorption and the binding properties of organic species at the ice/air interface and elucidate the molecular processes important for the atmospheric chemistry.

Title Page

Abstract

Introduction

Conclusions

References

Tables

Figures

⏪

⏩

◀

▶

Back

Close

Full Screen / Esc

Printer-friendly Version

Interactive Discussion



Adsorption of impinging gas phase molecules by the ice surface tends to be favorable, due in part to the highly dynamic character of the hydrogen bond structure. Accommodation on the surface is therefore in general not a rate limiting step, especially not on the time scales relevant for snow chemistry. Therefore, within the present context, equilibrium partitioning between the gas and the surface with its temperature dependent energetics has usually been investigated.

Oxygenated organics typically form hydrogen bonds with the dangling –OH groups on the ice surface. Methanol (MeOH) is an example of this type of adsorption. Metastable-impact-electron spectroscopy (MIES) experiments and classical MD simulations showed that MeOH adsorbs with the hydroxyl group pointing toward dangling bonds of the ice surface, forming 2 hydrogen bonds with the surface (H-donor and H-acceptor), with the methyl group oriented upwards (Bahr et al., 2008). A Monte Carlo study (Partay et al., 2007) characterized the solvation free-energy profiles of 15 different small solutes organics and inorganics across the water/vapor and ice/vapor interfaces. The free-energy gain of adsorption relative to the isolated state of the solute molecule was found to be larger for solutes that are able to form stronger or more hydrogen bonds with the water molecules at the surface. It was also found to be independent of the state (i.e., liquid versus frozen) of the condensed phase; this was attributed to the presence of the QLL.

In laboratory studies, which have for the most part used loss of a species from the gas phase as an observable, adsorption has generally been found to be reversible and well-described by a nondissociative Langmuir model (Abbatt, 2003). Starr et al. (2011) present direct spectroscopic evidence of adsorbed acetone at the ice surface and reasonable fits of surface coverage isotherms by the Langmuir model. They derive an adsorption configuration with one strong hydrogen bond between the carbonyl oxygen and the dangling OH, and one or two weak hydrogen bonds between the methyl hydrogens and the substrate oxygens from comparison of experimental with calculated X-ray absorption spectra. Bartels-Rausch et al. (2004) found that the thermodynamics of acetone uptake did not vary across four types of laboratory ice and snow samples

## Organics in environmental ices: sources, chemistry, and impacts

V. F. McNeill et al.

Title Page

Abstract

Introduction

Conclusions

References

Tables

Figures

⏪

⏩

◀

▶

Back

Close

Full Screen / Esc

Printer-friendly Version

Interactive Discussion



**Organics in  
environmental ices:  
sources, chemistry,  
and impacts**

V. F. McNeill et al.

Title Page

Abstract

Introduction

Conclusions

References

Tables

Figures

⏪

⏩

◀

▶

Back

Close

Full Screen / Esc

Printer-friendly Version

Interactive Discussion

with varying crystal grain size and surface areas. This suggests that adsorption takes place on the crystal face rather than in grain boundaries for this and probably other oxygenated organic species. Behr et al. (2006) found that for fresh, vapor-deposited ice samples  $190\text{ K} < T < 220\text{ K}$ , two types of adsorption sites for acetone exist, one of which disappeared as the sample was aged. While acetone has been a popular compound for investigations of this type, comparable results have also been obtained with many other oxygenated VOC species, such as acetaldehyde (Petitjean et al., 2009), formic and acetic acids (Jedlovsky et al., 2008; von Hessberg et al., 2008; Symington et al., 2010), and alcohols (Kerbrat et al., 2007; Abbatt et al., 2008). A few studies have also shown that the coadsorption of a VOC with another trace gases onto the ice surface can be described well using a competitive Langmuir adsorption model (von Hessberg et al., 2008; Kerbrat et al., 2010) in the absence of chemically-induced surface changes (McNeill et al., 2006).

Few studies have directly addressed adsorption of non-oxygenated compounds, e.g., aromatic compounds, to ice, even though many of the persistent organic pollutants (POPs) may fall into this category. Aromatic species have been found via theoretical calculations to adsorb flat at the ice/air interface, optimizing the interaction of the delocalized  $\pi$  electrons with the dangling hydrogens. This interaction is dominant compared to the mutual interaction of adsorbed aromatics (at sub-monolayer coverage). Domine et al. (2007) measured the equilibrium partitioning of phenanthrene to ice. Their observations, supported by molecular dynamics simulations, indicated electrostatic interactions between water and phenanthrene lying parallel to the ice surface. Fries et al. (2006) observed only weak reversible adsorption of several alkylbenzenes to dendritic ice crystals at 253 K. Abbatt et al. (2008) found that benzene adsorption follows the Langmuir model for a given temperature, but noted that the saturation surface coverage increases with increasing temperature. Similar behavior was observed by McNeill et al. (2007) for HCl adsorption on polycrystalline ice films.

At high surface coverages, adsorbate-adsorbate interactions may become important, especially for species capable of forming mutual hydrogen bonds. These have

been suggested to affect the shape of measured adsorption isotherms, e.g., for formic and acetic acids (von Hessberg et al., 2008; Symington et al., 2010), as well as ethanol and acetone (Abbatt et al., 2008; Starr et al., 2011). For aromatics, self-association of naphthalene and anthracene at the gas-ice interface has been suspected from spectroscopic investigations (Kahan and Donaldson, 2007, 2008, 2010; Kahan et al., 2010) and supported by molecular dynamics investigations (Ardura et al., 2009).

In a joint experimental and theoretical study (Heger et al., 2011), the adsorption of two 1-methylnaphthalene molecules to hexagonal ice, as a model of artificial snow, was simulated using classical molecular dynamics at 30 K below the melting point (assigned to the potential model used). It was found that the two adsorbates tend to lie flat on the surface, interacting weakly with each other. Increasing the QLL thickness contributes to efficiently stabilizing the interactions of each monomer with the ice surface as well as between the monomers. Other recent molecular simulations (Liyana-Arachchi et al., 2011) looked at the co-adsorption of naphthalene and ozone at the ice surface close to the melting point. A significant uptake of naphthalene on the ice surface can hinder the direct adsorption of ozone at the air/ice interface and consequently its further dissolution in the QLL. As the concentration of ozone increases, most of the naphthalene molecules still prefer to lie close to the mobile water molecules.

As mentioned above, it has been suggested that adsorbates may have an effect on the thickness of the QLL. While so far this has been mostly discussed in the context of strong inorganic acids (Huthwelker et al., 2006; McNeill et al., 2006, 2007; Krepelova et al., 2010), Bluhm et al. (2002) noted an effect of the presence of organic contaminants on the QLL thickness as determined by electron spectroscopy. For acetone, Starr et al. (2011) did not observe changes to the local hydrogen bonding environment of the top most molecular layers between 220 and 250 K. Molecular dynamics simulations (Liyana-Arachchi et al., 2011) also indicate that increasing the naphthalene or ozone concentration has a negligible effect on the QLL thickness. It should be noted that laboratory observations of irreversible uptake of trace gases to ice (e.g. in flow tube experiments) cannot unequivocally be interpreted as evidence of QLL growth unless

**Organics in  
environmental ices:  
sources, chemistry,  
and impacts**

V. F. McNeill et al.

Title Page

Abstract

Introduction

Conclusions

References

Tables

Figures

⏪

⏩

◀

▶

Back

Close

Full Screen / Esc

Printer-friendly Version

Interactive Discussion





supported by direct measurements of the QLL. Other effects, such as the formation of hydrates, may explain the observed irreversible uptake, as pointed out by (Symington et al., 2010) for the case of trifluoroacetic acid and also shown in a Raman study of formaldehyde frozen solutions by Chazallon et al. (2005).

5 Additionally, few experimental studies exist which directly probed the effect of the QLL on the uptake of organic species. McNeill et al. (2006) studied the coadsorption of acetic acid and HCl on ice, and observed enhanced uptake of acetic acid under conditions where they observed HCl-induced QLL formation via ellipsometry. Sokolov and Abbatt (2002) also observed that the saturation surface coverage for CH<sub>3</sub>COOH on  
10 smooth polycrystalline ice films increased by a factor of ~ 1.6 above 243 K (conditions where the QLL is likely to be present).

Based on experimental and theoretical evidence as summarized above, a quantitative description of adsorptive partitioning to snow requires a minimum set of parameters to describe adsorption on the surface of ice in snow. If the specific surface area  
15 is known, partitioning can be described by the corresponding equilibrium parameters. Since adsorption kinetics is often not critical for snow chemistry, it is usually sufficient to describe the adsorption equilibrium in terms of a gas-solid partitioning coefficient,  $K_{\text{LinC}}$ .  $K_{\text{LinC}}$  describes the equilibrium in the linear regime of coverage versus concentration, i.e., at low gas phase concentrations (the label C refers to the fact that concentration  
20 (and not pressure) based units are used):

$$K_{\text{LinC}} = \frac{[X]_{\text{s}}}{[X]_{\text{g}}} \quad (1)$$

where  $[X]_{\text{s}}$  and  $[X]_{\text{g}}$  are the concentrations of species  $X$  on the surface (in molecules  $\text{cm}^{-2}$ ) and in the gas phase (in molecules  $\text{cm}^{-3}$ ), respectively.  $K_{\text{LinC}}$  is related to the  
25 thermodynamic equilibrium constant, described by the ratio of the number of molecules

---

**Organics in  
environmental ices:  
sources, chemistry,  
and impacts**V. F. McNeill et al.

---

Title Page

Abstract

Introduction

Conclusions

References

Tables

Figures

◀

▶

◀

▶

Back

Close

Full Screen / Esc

Printer-friendly Version

Interactive Discussion



on the surface to that of molecules in the gas phase under standard conditions by:

$$K_{\text{LinC}} = K_p^0 \frac{V}{A} = \exp\left(-\frac{\Delta G_{\text{ads}}^0}{RT}\right) \frac{V}{A} \quad (2)$$

where  $\Delta G_{\text{ads}}^0$  is the free energy of adsorption,  $V$  is the standard molar volume in the gas phase, and  $A$  the standard molar area ( $3.74 \times 10^7 \text{ m}^2 \text{ mol}^{-1}$ ). The latter standard state has been suggested originally by Kemball and Rideal (1946), later used by Donaldson and Anderson (1999), and now also adopted by the IUPAC Subcommittee on Gas Kinetic Data Evaluation (Crowley et al., 2010). This group has evaluated  $K_{\text{LinC}}$  values from laboratory data for a range of organic compounds.

We present data available for relevant organic compounds in the form of a plot of their free energy of condensation ( $\Delta G_{\text{gas-liquid}}$ ) at 228 K and their Henry's Law constant ( $H$ ) in water at 298 K vs.  $\Delta G_{\text{ads}}^0$  (Fig. 2). Values of  $\Delta G_{\text{ads}}^0$  based on the  $K_{\text{LinC}}$  values as recommended by Crowley et al. (2010) are shown.  $\Delta G_{\text{gas-liquid}}$  at 228 K was adopted from Pouvesle et al. (2010) and Henry's Law constants were obtained from Betterton and Hoffmann (1988) (acetaldehyde), Betterton (1991) (acetone), Johnson et al. (1996) (formic and acetic acids), and Yaws (2003) (methanol, ethanol, and butanol). Similar to what was observed by Sokolov and Abbatt (2002), there is a good correlation between  $\Delta G_{\text{ads}}^0$  and  $\Delta G_{\text{gas-liquid}}$  for the entire group of VOCs for which data were available. This group includes alcohols, aldehydes, ketones, and organic acids. The correlation between  $\Delta G_{\text{ads}}^0$  and  $H$  is not as strong. One interpretation is that, for the range of conditions and sample types studied, the intermolecular forces governing the uptake process more closely resemble those of condensation than dissolution. This is consistent with laboratory observations of Langmuir-type adsorption. However, we note that the use of a Henry's Law constant involves the implicit assumption that there is a linear relationship between gas phase and liquid phase concentrations. Barret et al. (2011b) showed that this is not true in the case of formaldehyde, but rather,  $H$  varied as a function of concentration (see Eq. (4) in Sect. 3.2.3). Further studies of

**Organics in  
environmental ices:  
sources, chemistry,  
and impacts**

V. F. McNeill et al.

Title Page

Abstract

Introduction

Conclusions

References

Tables

Figures

⏪

⏩

◀

▶

Back

Close

Full Screen / Esc

Printer-friendly Version

Interactive Discussion



the dependence of H on concentration should be performed for higher aldehydes and other oxygenated organics.

## The effects of adsorption and desorption on trace gas transport through snow

Snow is a porous medium and transport of trace gases through the interstitial air is a prerequisite for fluxes between the snowpack and the overlying air. The transport through the pore space can either be diffusive, i.e. driven by a concentration gradient, or advective, i.e. traces gases are transported by an interstitial airflow (wind pumping). One direct consequence of adsorption of organic trace gases to snow is that their diffusive transport through the snowpack may be slowed down. Diffusion is ubiquitous in natural snow (Domine et al., 2008) and dominates the transport of trace gases at low surface wind velocities (Albert and Shultz, 2002). A longer residence time also increases the likelihood that trace gases will participate in photochemistry within the snowpack.

The changes in diffusion of trace gases through porous media such as snow due to the reduced open volume and the interactions of the trace gas with the surface may be expressed using the effective diffusivity,  $D_{\text{eff}}$ . By use of  $D_{\text{eff}}$ , the diffusive flux of a trace gas through porous snow can be modeled, similarly to diffusion through homogeneous media, using Fick's first law of diffusion.  $D_{\text{eff}}$  depends on the diffusion coefficient of the trace gas in air ( $D_g$ ); geometric parameters of the snow that describe the open pore space, such as porosity ( $\phi$ ) and tortuosity ( $\tau$ ); the available surface area, given by the specific surface area of the snow (SSA) and the ice to air volume ratio ( $r_{\text{sp}}$ ); and the gas-solid partitioning coefficient ( $K_{\text{LinC}}$ ) (derived by Herbert et al., 2006b):

$$D_{\text{eff}} = D_g \times \frac{\phi}{\tau} \times \frac{1}{1 + r_{\text{sp}} \times K_{\text{LinC}} \times \text{SSA}} \quad (3)$$

The last term in Eq. (3) gives the fraction of trace gases in the pore space and thus reflects influences of trace gas-surface interactions. As Domine et al. (2008) illustrated, the influence of adsorption on diffusion is only significant for strongly adsorbing species

## Organics in environmental ices: sources, chemistry, and impacts

V. F. McNeill et al.

Title Page

Abstract

Introduction

Conclusions

References

Tables

Figures

◀

▶

◀

▶

Back

Close

Full Screen / Esc

Printer-friendly Version

Interactive Discussion



( $K_{\text{LinC}} > 10^{-3}$  m for typical snowpacks with  $r_{\text{sp}} = 0.2$  and  $\text{SSA} = 20 \text{ m}^2 \text{ kg}^{-1}$ ). For more volatile organics, gas-surface interaction is not expected to influence diffusion significantly. This general conclusion is also supported by field measurements of the transport behavior of semi-volatile organics in snowpacks (Herbert et al., 2006a,b). Herbert et al. (2006b), however, also found that calculated diffusion profiles based on the air-ice interaction as given by the  $K_{\text{LinC}}$  value leads to slower diffusivities than actually observed for a set of chlorinated organics. As temperatures of the snowpack in this study were near the melting point of ice, the authors suggested that liquid-air partitioning as given by the Henry's Law coefficient might better describe the snow-air interaction. While this approach might be motivated by the presence of the QLL or brine at such high temperatures, it is in clear contrast to the observation by Roth et al. (2004), who found that, at 266 K, the partitioning to snow for 57 organic trace gases is strongly underestimated by the air-water partitioning coefficient, assuming a QLL thickness of 1–50 nm. The conclusion of Roth et al. (2004) is also supported by field measurements of snow concentrations of semi-volatile organics (Herbert et al., 2006b).

### 3.1.2 Dissolution into brine

It is today widely assumed that the partitioning of gas-phase species into a brine layer on ice or snow follows Henry's law, with the same parameters as one would use for equilibrium between a gas and a bulk liquid phase of the same composition as the brine. Approaches based on equilibrium thermodynamics for modeling the volume fraction of brine in the ice sample are available in the literature (Cho et al., 2002; Kuo et al., 2011). When significant incorporation of solute into the ice matrix is expected (see the following section), partitioning among all three phases (gas, brine, and ice matrix) should be accounted for (Kuo et al., 2011). Where the necessary data are available (parameterizations for Henry's Law constant, activity coefficient, and solubility in the ice matrix), organic species may be modeled in the same fashion as inorganic species. Related to this discussion are experiments by Petitjean et al. (2009), which showed

## Organics in environmental ices: sources, chemistry, and impacts

V. F. McNeill et al.

Title Page

Abstract

Introduction

Conclusions

References

Tables

Figures

⏪

⏩

◀

▶

Back

Close

Full Screen / Esc

Printer-friendly Version

Interactive Discussion

increased, solubility-driven uptake of acetaldehyde in the presence of HNO<sub>3</sub> under conditions where it may form a brine at the ice surface, consistent with observations for ethanol (Kerbrat et al., 2007) and acetone (Journet et al., 2005).

### 3.1.3 Solid solution and diffusion through ice crystals

Besides adsorbing at the surface, dissolving into an interfacial layer, or existing at grain boundaries or inclusions, trace gases may also be incorporated into the ice matrix. From a thermodynamic point of view, solid solutions of ice can be treated similarly to water solutions, with the solubility of gases expressed as a function of temperature and gas partial pressure. The solubility of gases in ice can be characterized by an absolute solubility (in M or as a mole fraction) or as an ice/water partition coefficient, i.e. the concentration ratio between both phases in thermodynamic equilibrium. Incorporating molecules or ions into the ice crystalline lattice involves structural constraints which are much more important in ice than water. As a result, typical solubilities in ice are orders of magnitude lower than in water. Intuitively, only small molecules can be accommodated in the ice crystalline lattice. Thermodynamics of solid solutions strictly apply to single crystals and the physical state of the ice must therefore be considered when interpreting field or laboratory measurements.

Early studies reported that large organic molecules such as glucose (Halde, 1980) and carboxymethyl cellulose (Smith and Pounder, 1960) could be incorporated within ice samples. However, this conclusion was reached by freezing liquid solutions, most likely under non-equilibrium conditions. It is therefore likely that these molecules were incorporated at grain boundaries or in pockets of trapped highly concentrated liquid solutions, rather than within the ice crystalline lattice. Methanesulphonic acid (MSA), a product of the atmospheric oxidation of dimethylsulfide, has been analyzed in Antarctic ice cores and used for a proxy of sea ice extent (Curran et al., 2003). It has been assumed, more or less implicitly, that MSA formed a solid solution with ice and that it could diffuse through solid ice, which would explain its loss during ice core storage. Roberts et al. (2009) estimated its diffusion coefficient in solid ice to be  $4.1 \times 10^{-13} \text{ m}^2 \text{ s}^{-1}$ , orders

**Organics in environmental ices: sources, chemistry, and impacts**

V. F. McNeill et al.

Title Page

Abstract

Introduction

Conclusions

References

Tables

Figures



Back

Close

Full Screen / Esc

Printer-friendly Version

Interactive Discussion



**Organics in  
environmental ices:  
sources, chemistry,  
and impacts**

V. F. McNeill et al.

Title Page

Abstract

Introduction

Conclusions

References

Tables

Figures

⏪

⏩

◀

▶

Back

Close

Full Screen / Esc

Printer-friendly Version

Interactive Discussion



of magnitude higher than the single-crystal diffusion coefficients that have been measured for HCl, HNO<sub>3</sub>, and HCHO (Thibert and Domine, 1997, 1998; Barret et al., 2011b) and even for the self-diffusion coefficient of water in ice (Ramseier, 1967). Therefore, this value most likely does not represent diffusion of this large molecule through the ice crystal, but rather transport through triple junctions and grain boundaries. The high apparent solubility of MSA in ice (~ 0.1 μM, of the same order as HCHO and the nitrate ion) also supports the notion that MSA may be located at grain boundaries or triple junctions, rather than in a solid solution with ice.

Fries et al. (2007) studied the incorporation of alkylbenzenes into growing ice crystals and attributed the uptake to volume processes, even though they could not conclude that they formed a solid solution, and instead suggested that they could be “included as small liquid droplets inside or between the crystals”. Typical mole fractions found at 252 K for partial pressures of  $2 \times 10^{-4}$  Pa were  $3 \times 10^{-12}$ , i.e. 3300 times lower than for HCHO under the same conditions. We hypothesize here that these alkylbenzenes could have been trapped within the crystalline lattice during growth, as consistent with the kinetic model of Domine and Thibert (1996), therefore forming a solid solution that is most likely highly supersaturated (i.e. a metastable, nonequilibrium situation). We also speculate that the large size of these molecules would prevent them from diffusing out of the ice.

The only organic molecule for which the existence of a solid solution with ice has been conclusively demonstrated is HCHO. Barret et al. (2011b) proposed the following equation for the equilibrium mole fraction of HCHO in ice,  $X_{\text{HCHO,ice}}$ , as a function of temperature  $T$  (K) and HCHO partial pressure  $P_{\text{HCHO}}$  (Pa):

$$X_{\text{HCHO,ice}} = 9.898 \times 10^{-13} e^{(4072/T)} (P_{\text{HCHO}})^{0.803} \quad (4)$$

Under typical atmospheric conditions with  $P_{\text{HCHO}}$  in the range  $10^{-6}$  to  $2 \times 10^{-4}$  Pa (i.e. mixing ratios of 10–2000 pptv), the predicted solubility is in the range  $10^{-10}$  to  $3 \times 10^{-8}$  mole fraction (i.e. 0.17–5.1 ppbw). In comparison, the HCHO concentration in polar snow is in the range 0.2–13 ppbw (Hutterli et al., 1999, 2003; Perrier et al., 2002;

Barret et al., 2011a), indicating that HCHO in polar snow is not far from equilibrium with the atmosphere. Perrier et al. (2002) and Barret et al. (2011a) calculated the snowpack loading in HCHO at Alert (Canadian Arctic, 82° N) and Barrow (Alaska, 71° N) and found values in the range 20 to 60 ng m<sup>-2</sup>. This was found to be 5–200 times greater than in the atmospheric boundary layer, illustrating that the Arctic seasonal snowpack represents a significant HCHO reservoir.

Barret et al. (2011a,b) showed that equilibration of HCHO in surface snow layers with the atmosphere proceeds via solid state diffusion, with a time constant of several days (Fig. 3). They were able to reproduce the measured time evolution of  $X_{\text{HCHO}}$  by calculating diffusion of HCHO in and out of snow crystals, using their measured value of the diffusion coefficient of HCHO in ice,  $D_{\text{HCHO}} = 6 \times 10^{-16} \text{ m}^2 \text{ s}^{-1}$  independent of temperature within measurement error, the snow grain size deduced from measurement of specific surface area, and the measured time series of  $P_{\text{HCHO}}$ .

Carbonyls larger than HCHO, such as acetaldehyde, acetone, glyoxal and methylglyoxal have been measured in polar snow (Houdier et al., 2002; Domine et al., 2010, 2011; Douglas et al., 2012), at concentrations somewhat lower but of the same order of magnitude as those of HCHO. In the case of acetone, Houdier et al. (2002) note that the measured concentrations are much too high to be explained by adsorption, and that the size of the molecule makes incorporation into the ice crystalline lattice unlikely. They suggest instead that acetone is incorporated into organic particles contained in the snow. In the case of acetaldehyde, Domine et al. (2010) conclude that either this molecule is also contained in the organic particles, or that its detection is an artifact due to the hydrolysis of larger molecules when the snow is melted for analysis. These conclusions can probably be applied to the heavier glyoxal and methylglyoxal. Available evidence therefore indicates that among carbonyls, only the lightest one, HCHO, can form a solid solution with ice, with equilibrium concentrations that can explain field measurements. The equilibrium incorporation of larger molecules into the ice crystal lattice appears unlikely to explain their measured concentration. Other molecules whose small size could allow the formation of a solid solution include CH<sub>4</sub>, CH<sub>3</sub>OH, HCOOH and

**Organics in  
environmental ices:  
sources, chemistry,  
and impacts**

V. F. McNeill et al.

Title Page

Abstract

Introduction

Conclusions

References

Tables

Figures

⏪

⏩

◀

▶

Back

Close

Full Screen / Esc

Printer-friendly Version

Interactive Discussion



CH<sub>3</sub>Cl. No detailed studies of their interactions with ice under atmospheric conditions are available. Given the low solubilities of CH<sub>4</sub> and CH<sub>3</sub>Cl in water (Yamamoto et al., 1976; Moore et al., 1995), it is unlikely that they would form a solid solution with ice. Methanol and formic acid deserve further study, especially given that they have been measured in snowpack interstitial air and/or in melted snow samples (Legrand and Deangelis, 1995; Boudries et al., 2002; Dibb and Arsenault, 2002).

## 3.2 Chemical transformations

In the following section we provide an overview of the mechanisms for chemical transformation of semivolatile and non-volatile organic compounds in ice and snow, or on their surfaces.

### 3.2.1 Frozen aqueous solutions

The freezing of aqueous solutions of most organic and inorganic compounds results in separation of ice and solute molecules, which increases the local solute concentrations in a liquid (or quasi-liquid) layer covering the ice crystal surface or in micropockets or microveins within the ice. This is known as the freeze-concentration effect. Such a highly concentrated mixture may completely solidify below the eutectic point of the system (Pincock, 1969).

In order to evaluate the extent of the concentration effect when aqueous solutions of organic compounds are frozen, aggregation of methylene blue was studied using absorption spectroscopy (Heger et al., 2005). This compound is known to self-organize to produce sandwich-type associations exhibiting a blue shift of the spectral band of the  $\pi, \pi^*$  transition compared to that of a monomer (Lewis et al., 1943). It was found that the methylene blue local concentrations were enhanced by 3–4 orders of magnitude upon fast freezing at 77 K, and by more than by 6 orders of magnitude upon slow freezing at 243 K, compared to that in liquid solutions.

Title Page

Abstract

Introduction

Conclusions

References

Tables

Figures



Back

Close

Full Screen / Esc

Printer-friendly Version

Interactive Discussion



**Organics in  
environmental ices:  
sources, chemistry,  
and impacts**

V. F. McNeill et al.

Title Page

Abstract

Introduction

Conclusions

References

Tables

Figures

⏪

⏩

◀

▶

Back

Close

Full Screen / Esc

Printer-friendly Version

Interactive Discussion



Heger et al. (2006) showed that a simple concentration effect was responsible for enhanced protonation of cresol red, an organic acid-base indicator, in frozen aqueous solutions containing various acids, such as HF, HCl, HNO<sub>3</sub>, H<sub>2</sub>SO<sub>4</sub>, and *p*-toluene sulfonic acid. The study revealed that production of a protonated form of cresol red was enhanced by 2–4 orders of magnitude upon freezing compared to that in liquid solutions. It was concluded that the effect was related to an increase in the microscopic concentration of acids in the proximity of the indicator, due to the freeze-concentration effect. The protonation of acridine, an organic fluorescent pH probe, at the air-ice interface was also observed in the presence of HNO<sub>3</sub> or HCl deposited to the ice surface from vapors (Kahan et al., 2007). The authors concluded that dissociation of acids may occur in the quasi-liquid layer. The release of hydroxide anion in the heterogeneous ozonation of bromide at sea-ice surfaces was also confirmed using harmine, another pH-sensitive fluorescent probe (Wren et al., 2010).

Steady-state and time-resolved emission techniques have been employed to study the photoprolytic cycle of excited photoacids on methanol-doped ice samples (Uritski and Huppert, 2008; Uritski et al., 2009a,b). The experimental results indicated that the proton diffusion constant in ice is larger than that in water.

It has been shown that freezing alone, without any alkaline reagent dopant, can be a unique method of promoting base-catalyzed reactions under neutral or acidic conditions. (It should be noted that this refers to the pH of the bulk solution prior to freezing). For example, the base catalyzed decomposition of gallic acid in frozen solutions is promoted by the addition of NaCl to the bulk solution under neutral and acidic conditions (pH<sub>fluid</sub> = 4.5) prior to freezing. Upon freezing, the ice lattice incorporates more Cl<sup>-</sup> than Na<sup>+</sup> ions (Workman and Reynolds, 1950). The migration of H<sub>3</sub>O<sup>+</sup> ion from the unfrozen solution to the ice allows the system to return to a charge-neutral state. The pH of the unfrozen portion, as a consequence, increases by ~ 3 units and catalyzes the alkaline decomposition of gallic acid (Takenaka et al., 2006). The electrochemical potential which results between the ice and remaining unfrozen solution is known as the Workman-Reynolds freezing potential (Workman and Reynolds, 1950).

The effect of temperature and solute concentration on the nucleophilic aromatic substitution reaction of *p*-nitroanisole with pyridine was studied in frozen aqueous solutions. Reaction rates were enhanced up to ~ 40-times at temperatures down to 236 K due to freeze concentration (Grannas et al., 2007a). Reaction rates were dependent on temperature and ionic strength. The results obtained indicate that a significant portion of the organic solutes are excluded to liquid-like layers or micropockets, but that the amount excluded is dependent on the liquid-like fraction present in the sample. A model to explain the freezing concentration effect on the rate enhancement of reactions has been proposed (Takenaka and Bandow, 2007).

### 3.2.2 Photophysics and photochemistry

Environmental ice and ice surfaces provide a unique medium for the photochemistry of organic species. Two types of photochemical processes may occur in environmental ices: direct photochemistry and/or indirect photoinduced transformations. Direct photochemistry occurs when the organic species features one or more chromophores, i.e., it directly absorbs incoming radiation, leading to possible photochemical breakdown of the compound. Indirect photochemistry occurs when another species (known as a photosensitizer) absorbs radiation, subsequently transferring electronic energy to or exchanging electrons with another moiety which becomes either an excited species or radical intermediate, which in turn undergoes intra- or intermolecular transformations (Klan and Wirz, 2009). Secondary chemical reactions can also be triggered by the presence of reactive species, such as radicals, formed by direct irradiation of photoinitiators. Important photoinitiators include nitrate, nitrite, peroxide and organic matter.

For direct photochemical processes, the optical properties of organic compounds in ice determine their photochemical reactivity. The nature and magnitude of the intermolecular interactions of some dipolar organic solvatochromic indicators in frozen solutions at 253 or 77 K were studied using empirical solvent polarity parameters (Heger and Klan, 2007). A solvatochromic effect originates from a different degree of solvent molecule orientation around a dipolar probe in the ground state, and from the dipole

Title Page

Abstract

Introduction

Conclusions

References

Tables

Figures

⏪

⏩

◀

▶

Back

Close

Full Screen / Esc

Printer-friendly Version

Interactive Discussion



moment change when the probe is electronically excited. Hydrogen-bond and electron-pair donating ice-contaminant interactions were found to be considerably larger than those in liquid aqueous solutions, which was demonstrated by shifts in the probe absorption maxima upon freezing. Recent findings have also indicated that the absorption spectra of simple aromatic compounds, such as phenol derivatives (Matykiewiczova, 2007b) or benzene (Kahan and Donaldson, 2010), exhibit bathochromic shifts to wavelengths that overlap with those of solar radiation at an air-ice interface. This may be due to self-association of hydrophobic compounds at the air-ice interface (Kahan and Donaldson, 2007; Ardura et al., 2009; Kurkova et al., 2011; Heger et al., 2011) giving rise to shifts in their electronic absorption spectra in some cases. Using a combination of resolved fluorescence spectroscopy and molecular dynamics simulations, Ardura et al. (2009) demonstrated a strong propensity for naphthalene (and by extension, other hydrophobic compounds) to self-associate at the air-ice interface, but not (except at very high concentrations) at the air-liquid water interface.

Cerenkov radiation from cosmic muons may also play a role in ice photochemistry. It is hypothesized to account for the anomalous CO and CO<sub>2</sub> levels found in some Greenland ice core records, which exceed those in contemporaneous Antarctic records by up to 130 ppbv and 20 ppmv, respectively (Haan and Raynaud, 1998; Tschumi and Stauffer, 2000). A comparison of the organic content in both polar ice caps shows that the Greenland ice cores are enriched by the organic aerosol released in major boreal forest fires during the last two millennia (Gayley and Ram, 1985; Kawamura et al., 1995; Desideri et al., 1998; Savarino and Legrand, 1998). Hoffmann and coworkers found that the photodegradation of dissolved organic matter trapped in ice cores by ultraviolet Cerenkov radiation from cosmic muons can account for the anomalous CO and CO<sub>2</sub> levels, and the correlation between them (Colussi and Hoffmann, 2003; Guzman et al., 2007; Guzman, 2007).

The oxidation of organic compounds by reactive species photochemically generated in ice or snow can be an important mechanism of their degradation. A number of studies have illustrated that important photooxidation processes can occur in/on

**Organics in  
environmental ices:  
sources, chemistry,  
and impacts**

V. F. McNeill et al.

Title Page

Abstract

Introduction

Conclusions

References

Tables

Figures



Back

Close

Full Screen / Esc

Printer-friendly Version

Interactive Discussion



environmental ices, and that observed rates and mechanisms may differ from what is observed in corresponding liquid samples. The irradiation of frozen aqueous solutions containing chlorophenols and hydrogen peroxide (as a source of hydroxyl radicals) resulted in formation of chlorobenzenediols or dihydroxybenzenes (Klanova et al., 2003b). Observed competition of the different photoreaction mechanisms was explained by the fact that both chlorophenols and H<sub>2</sub>O<sub>2</sub> are photoactive chromophores. Aromatic and saturated aliphatic hydrocarbons and their derivatives can also be oxidized in the presence of H<sub>2</sub>O<sub>2</sub> upon irradiation (Dolinova et al., 2006). When phenol or 4-methoxyphenol were photolyzed in frozen solutions in the presence of inorganic nitrite or nitrate, nitration, hydroxylation, as well as radical coupling reactions were observed as the major degradation processes (Matykiewiczova et al., 2007b). The photochemical decomposition of 4-nitrophenol produced nitrate, nitrite, hydroquinone, benzoquinone, and 4-nitrosophenol, and was found to occur with similar quantum yields in both water and ice (Dubowski and Hoffmann, 2000). Recently, Gao and Abbatt (2011) reported the mechanism of organic dicarboxylic acid oxidation by OH in frozen solutions. The freezing drove variable separation of the reactants, which dramatically affected the kinetics of different di-acids, dependent on their solubility. In the only experiments to probe reactions between hydroxyl radicals and organic species directly in the QLL, Kahan et al. (2010) reported significant suppression of reactivity compared to in aqueous solution or in bulk ice samples, whether OH was formed through the photolysis of precursors such as H<sub>2</sub>O<sub>2</sub>, nitrate, or nitrite in the QLL, or whether it was adsorbed to the surface from the gas phase.

Ram and Anastasio (2009) observed in lab-based studies significant direct and indirect photodegradation of phenanthrene, pyrene, and fluoranthene in frozen aqueous solutions with and without added hydrogen peroxide (a source of OH radical). Weber et al. (2009) investigated photolytic degradation of organophosphorus pesticides in ice and found the reaction efficiencies to be far higher in ice than in liquid solution in some cases. Recent laboratory studies have shown that rates of photooxidation of aromatics present at the air-ice interface are enhanced with respect to the reaction at the air-liquid

**Organics in  
environmental ices:  
sources, chemistry,  
and impacts**

V. F. McNeill et al.

Title Page

Abstract

Introduction

Conclusions

References

Tables

Figures



Back

Close

Full Screen / Esc

Printer-friendly Version

Interactive Discussion



water interface (Kahan and Donaldson, 2007, 2010; Kahan et al., 2010b,c). Some (but not all) of this increase may be attributed to spectral shifts giving rise to increased overlap with the excitation source (Kahan and Donaldson, 2007, 2010). The rate increase is clearly associated with compounds present in the interface region, as demonstrated by a rate increase as the surface/volume ratio of the ice sample is increased (Kahan et al., 2010c). Additionally, Kahan et al. (2010a) showed that the rate of reaction could be “tuned” from that at the air-pure ice interface (fast) to that at the water interface (slow) by freezing salt water solutions of successively greater concentration. This gives rise to increasing amounts of a liquid-like brine layer at the interface, and changes the corresponding photolysis kinetics to that seen at salt water interfaces. These results suggest that direct photolysis could be an important removal pathway for organic pollutants in snow-covered regions, for example, in polar or urban areas contaminated by oil spills or leaks. They also proposed that the presence of contaminants other than benzene may affect the photolability of benzene.

Unexpected photochemical reactions of halobenzenes, such as chlorobenzene, 2- or 4-dichlorobenzene, bromobenzene, or 1,4-dibromobenzene, in frozen aqueous solutions have been reported (Klan et al., 2000, 2001; Klan and Holoubek, 2002). Photolysis of relatively concentrated ( $c > 10^{-4} \text{ mol l}^{-1}$ ) solutions frozen below approximately 265 K gave dehalogenation, coupling (halogenated biphenyls or terphenyls derivatives), or rearrangement products, instead of photosolvolysis products (phenols) which are produced in irradiated samples above this temperature or in liquid aqueous solutions. Predominant coupling product formation is related to a substantial concentration effect and still efficient diffusion of reactive reaction intermediates. Similarly, chlorobiphenyldiols were shown to be the major products produced by UV-irradiation of halophenols in frozen solutions (Klanova et al., 2003a,b).

Photochemical behavior of persistent organic pollutants, such as polychlorinated biphenyls (PCBs), in artificial snow at environmentally relevant concentrations has been studied in order to monitor chemical changes occurring at the ice-air interface (Matykieviczova et al., 2007a). It was demonstrated that PCBs underwent reductive

**Organics in  
environmental ices:  
sources, chemistry,  
and impacts**

V. F. McNeill et al.

Title Page

Abstract

Introduction

Conclusions

References

Tables

Figures



Back

Close

Full Screen / Esc

Printer-friendly Version

Interactive Discussion

dehalogenation reactions upon irradiation at  $\lambda > 290\text{nm}$ , which were in competition with a desorption process responsible for the pollutant loss from snow, especially in the case of lower molecular-mass derivatives produced during photolysis.

### 3.2.3 Electron transfer processes in ice

Electron transfer processes, by which electrons move from one chemical species to another with a change in oxidation states of both reagents involved, may be facilitated in ice. The freeze concentration effect is complemented by the lack of mobility of the solutes in the solid matrix that provides a fixed frame for electron transfer to occur. An intermolecular electron transfer reaction in ice was observed during the irradiation ( $\lambda = 320 \pm 10\text{nm}$ ) of pyruvic acid in frozen solutions. Two types of triplet distant radical pairs, consistent with  $n-\pi^*$  excitation of pyruvic acid, were produced in the primary photoprocess. The transition induces long-range intra-dimer and inter-dimer electron transfer from the excited carbonyl chromophore to neighboring carbonyl acceptors. The decarboxylation of primary radical ion pairs  $^3[\text{CH}_3\text{COCOOH}^+\cdots\text{CH}_3\text{COCOOH}^-]$  accounted for the observed release of  $\text{CO}_2$  (Guzman et al., 2006a).

Electron transfer processes initiated by organic chromophores are not limited to organic species as electron acceptor. The heterogeneous conversion of  $\text{NO}_2$  into HONO on ice films was significantly enhanced in the presence of humic acid upon irradiation in the visible. The reaction between the organic material with the adsorbed  $\text{NO}_2$  requires a light absorbing sensitizer (S). Reactive excited state species  $\text{S}^*$  and  $\text{NO}_2^-$  are generated, and the latter undergoes acid catalyzed hydrolysis to HONO. The reaction showed a linear production of HONO for increasing irradiation intensity and humic acid surface concentration, but no temperature dependence from 260 down to 215 K (Bartels-Rausch, 2010). Similarly, Beine et al. (2008) observed an increase in HONO production from illuminated natural snow doped with humic acids between 260 and 273 K. The photoreduction of mercuric ions in a thin ice film is also enhanced in the presence of organics such as benzophenone and oxalic acid (Bartels-Rausch et al.,

## Organics in environmental ices: sources, chemistry, and impacts

V. F. McNeill et al.

Title Page

Abstract

Introduction

Conclusions

References

Tables

Figures

⏪

⏩

◀

▶

Back

Close

Full Screen / Esc

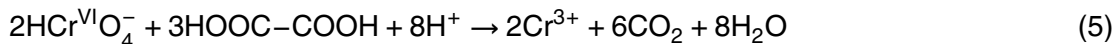
Printer-friendly Version

Interactive Discussion

2011). The reaction showed a linear temperature trend from 240 K up to a liquid solution at 273 K.

The heterogeneous oxidation of dissolved organic matter in ice was proposed to occur on the surface of goethite ( $\alpha$ -FeOOH), or other metal oxyhydroxides (Guzman, 2007). Related experiments to study the heterogeneous photo-dissolution ( $\lambda > 300$  nm) of Fe(III) to Fe(II) were conducted for frozen (253 K) solutions of hematite ( $\alpha$ -Fe<sub>2</sub>O<sub>3</sub>), maghemite ( $\gamma$ -Fe<sub>2</sub>O<sub>3</sub>), and goethite, in the presence of organic acids electron donors (Kim et al., 2010). The enhanced dissolution of Fe(III) in ice compared to the fluid sample is due to a photoinduced process. The same dissolution trend to produce soluble Fe(II) was observed, with a slower rate, for visible light with wavelengths greater than 400 nm (Kim et al., 2010).

Another redox conversion studied in polycrystalline ice ( $-20^\circ\text{C}$ ) is the reduction of hexavalent Cr(VI) (as chromate) to Cr(III) in the presence of organic acid electron donors:



The enhancement in concentrations of Cr(VI), electron donor, and H<sup>+</sup> in the several  $\mu\text{m}$  thick ice crystal grain boundaries accelerated the rate of reaction to values that are comparable to fluid solutions with  $\sim 100$ -times larger Cr(VI), electron donor, and H<sup>+</sup> concentrations (Kim and Choi, 2011).

### 3.2.4 Cage effect

The cage effect describes how the properties or chemical reactions of a given compound are affected by the immediate surroundings it experiences. In a bulk solution, molecules are typically influenced by the surrounding “cage” of solvent molecules. If a molecule undergoes photolytic dissociation, the process of recombination will be in competition with diffusion out of the cage. These cage effects may be very different in bulk liquid solution, frozen solutions, or at air-ice interfaces. For example, at the air-ice

Title Page

Abstract

Introduction

Conclusions

References

Tables

Figures

⏪

⏩

◀

▶

Back

Close

Full Screen / Esc

Printer-friendly Version

Interactive Discussion



interface the solvent cage is incomplete and recombination reactions may be inhibited as a result.

The photochemical reaction of dibenzyl ketone has historically been used as a probe to assess the efficacy of a given medium as the “cage” and as a way to investigate the mobility of molecules in solution or at surfaces (Ramamurthy, 1991). The Norrish type I reaction of 4-methyldibenzyl ketone was used to study the cage effect in frozen aqueous solutions over a temperature range of 193–273 K (Ruzicka et al., 2005). The heterogeneous environments present in the frozen solutions caused a remarkable cage effect on the product formation due to restricted diffusion of the radical intermediates. The cage effect was found to increase consistently with decreasing temperature, and eventually leveled off to 100 % at temperatures below 203 K (Fig. 4; dashed curve). The data allowed estimation of the temperature (223 K) at which the rates of radical diffusion and recombination become equal (the inflection point depicted as I<sub>1</sub> in Fig. 4). It was hypothesized that while water molecules of ice (acting as H-bond donors or acceptors) are expected to restrict the motion of polar compounds, the diffusion of non-polar benzyl radicals is only affected by relatively weak polar  $\pi$ -interactions, phase, microviscosity, hydrophobic forces (Scatena et al., 2001), and degree of the disorder at the gas-ice interface (Kurkova et al., 2011). Additionally, the dynamics of recombination/dissociation of benzyl radical pairs, photochemically produced from 4-methyldibenzyl ketone was studied on artificial as well as natural snow surfaces (Kurkova et al., 2011). The inflection point at approximately 257 K obtained for artificial snow was substantially different from that obtained for frozen solution (Fig. 4). Thus compared to frozen aqueous solutions, in which the physical constraints of the ice matrix represent a 3-dimensional cage, the restrictions imposed on the ice crystal surface were suggested to be visualized as a 2-dimensional cage (Kurkova et al., 2011).

Pyruvic acid is present as hydrogen-bonded dimers that are randomly spread in the ice matrix (Guzman et al., 2006a). The rate of CO<sub>2</sub> evolution from the photolysis of frozen aqueous pyruvic acid solutions showed no change when 2,2,6,6-tetramethylpiperidiny-1-oxy (TEMPO) free radical scavenger was added prior to

## Organics in environmental ices: sources, chemistry, and impacts

V. F. McNeill et al.

Title Page

Abstract

Introduction

Conclusions

References

Tables

Figures

⏪

⏩

◀

▶

Back

Close

Full Screen / Esc

Printer-friendly Version

Interactive Discussion



freezing. This was interpreted as mobility restrictions preventing the radical scavenger action of TEMPO. All photolytic radical intermediates escaped the cage and reacted irreversibly above 190 K (Guzman et al., 2006a), in several mechanistic steps to produce 2,3-dimethyltartaric acid and 2-(3-oxobutan-2-yloxy)-2-hydroxypropanoic acid (Guzman, 2007).

### 3.2.5 Oligomerization chemistry

Organic compounds with large Henry's law constants, and typically large oxygen content, partition preferentially into the aqueous-phase of organic aerosols, where they remain, given their low volatility and polar character (Saxena and Hildemann, 1996).

Among these atmospheric ubiquitous organics, there are hygroscopic, low-molecular-weight, water-soluble dicarbonyls, dicarboxylic acids, and  $\alpha$ - and  $\omega$ -oxocarboxylic acids (Kawamura et al., 2001); many of which are known oxidation products of biogenic and/or anthropogenic hydrocarbons. The uptake of these species to aqueous aerosols, followed by aqueous-phase oligomerization reactions, is a source of secondary organic aerosol material (SOA) (Hallquist et al., 2009). The SOA material generated is often "humic-like" in character, in that it is high molecular weight, light absorbing, and surface-active (Graber and Rudich, 2006; Noziere et al., 2007; Shapiro et al., 2009; Sareen et al., 2010; Schwier et al., 2010). It is possible that similar oligomerization chemistry occurring in brines, QLL, or in aerosols trapped in the snow could be a source of light-absorbing, high molecular weight organics in ice and snow. The oligomerization of  $\alpha$ -dicarbonylic compounds was observed in aqueous aerosol and environmental ice mimics through a radical mechanism for pyruvic acid (Guzman et al., 2006b, 2007). Experiments at variable substrate concentration in the condensed-phase (Guzman et al., 2006b, Rincon et al., 2009), with mixtures containing inorganic salts, such ammonium sulfate (Rincon et al., 2010), and at the air-ice interface (Guzman et al., 2006a, 2007) provided insight on the mechanism of formation of high molecular weight complex organic matter with similar optical properties to atmospheric HULIS. Beine et al. (2011) measured the absorbance of melted filtered snow in Barrow, Alaska and found that

## Organics in environmental ices: sources, chemistry, and impacts

V. F. McNeill et al.

Title Page

Abstract

Introduction

Conclusions

References

Tables

Figures

⏪

⏩

◀

▶

Back

Close

Full Screen / Esc

Printer-friendly Version

Interactive Discussion



HULIS was the largest contributor to absorbance, even though they only represent 10% of DOC (Voisin et al., 2012).

### 3.2.6 O<sub>3</sub> oxidation chemistry

The heterogeneous reaction of phenanthrene with gas-phase ozone at the air-ice interface was studied by Kahan and Donaldson (2008). This reaction exhibits a Langmuir-Hinshelwood dependence on gas phase [O<sub>3</sub>], consistent with a surface-mediated reaction. The rate constants at any given [O<sub>3</sub>(g)] were significantly faster than those measured at a room temperature air-octanol interface.

Klan and coworkers measured the kinetics of ozonation reaction of 1,1-diphenylethylene in artificial snow, produced by shock freezing of the aqueous solutions sprayed into liquid nitrogen (Ray et al., 2011). It was demonstrated that most of the reactant molecules are in direct (productive) contact with gaseous ozone, thus the technique produces snow with organic molecules largely ejected to the surface of snow grains. The experimental results were consistent with the Langmuir-Hinshelwood type reaction mechanism. The kinetic data were used to evaluate the snow specific surface area as a measure of the availability of the molecules on the surface for chemical reaction with gaseous species.

### 3.3 Biological sources/sinks

The chemical and physical characterization of organic and bio-organic materials is of prime importance in understanding the global carbon cycle (Muyzer and van der Kraan, 2008). Environmental processes involving carbon species of anthropogenic and biogenic origins have shown to be complex, and crossing disciplines (Ariya et al., 2011). The source, conversion and fate of organic material is often linked to microbial activity, because organics can serve as substrates, nutrients, and exudates for a large number of genera that then produce organic metabolites with yet again different properties (Le Borgne et al., 2008). Bacteria and fungi were shown to oxidize methane, benzene,

Title Page

Abstract

Introduction

Conclusions

References

Tables

Figures

⏪

⏩

◀

▶

Back

Close

Full Screen / Esc

Printer-friendly Version

Interactive Discussion



and toluene in soil and snowpack as a result of metabolic activity (Lee et al., 2010). Bio-organic materials (e.g., algae bloom) are known to affect the snow color (Bej et al., 2009) and therefore reflectivity (albedo) of snow surfaces. Moreover, as potential contributors to organic aerosols, their role in atmospheric radiation and climate should not be ignored.

The importance of biomaterial to atmospheric chemistry and climate is not only demonstrated for the moderate and warm climates, but there is also a solid body of evidence for the existence of substantial amount of taxa in both Arctic and Antarctic regions (Bej et al., 2009). Bacteria, algae and other microorganisms, including extremophiles, have been increasingly identified in the snowpack (Felip et al., 1995; Thomas and Dieckmann, 2002; Amato et al., 2007; Mortazavi et al., 2008; Ariya et al., 2011). Researchers have been investigating the role of microorganisms in atmospheric and terrestrial processes, for example in ice nucleation (Mortazavi et al., 2008), cloud condensation (e.g., Bauer et al., 2003), species transfer (Starokozhev et al., 2011) and metabolization of nutrients (Ariya et al., 2002; Buckeridge and Grogan, 2008). Processes previously assumed to be almost exclusively driven by photochemistry, physical deposition and re-volatilization, can also have microbiological origins (Ariya et al., 2011). While the role of micro-organisms in cloud formation has received increasing attention during the last decades (Szyrmer and Zawadzki, 1997; Sun et al., 2010), the importance of metabolizing microorganisms in the snowpack, sea ice and frost flowers is only emerging, as methodologies and technologies are being developed to deal with the complexity of the sample matrices. At the moment, the existing techniques are generally tedious, often yielding incomplete characterization of the microbiological population. Hence, it is difficult to decipher adequately the extent of abiotic and biotic photochemical processes that can occur simultaneously in snow.

The metabolization of VOCs by bacteria and fungi has long been studied (Walker et al., 1976). Numerous laboratory studies have shown the degradation of anthropogenic and sometimes very toxic compounds by microbial species (Hickman and Reid, 2008). Bioremediation effectively uses these processes to provide optimal growth

## Organics in environmental ices: sources, chemistry, and impacts

V. F. McNeill et al.

Title Page

Abstract

Introduction

Conclusions

References

Tables

Figures



Back

Close

Full Screen / Esc

Printer-friendly Version

Interactive Discussion



**Organics in environmental ices: sources, chemistry, and impacts**

V. F. McNeill et al.

[Title Page](#)[Abstract](#)[Introduction](#)[Conclusions](#)[References](#)[Tables](#)[Figures](#)[Back](#)[Close](#)[Full Screen / Esc](#)[Printer-friendly Version](#)[Interactive Discussion](#)

conditions to accelerate degradation rates (Timmis and Pieper, 1999). Sorption of some organic pollutants to bacterial cells or exudates have also been discussed (Bengtsson et al., 1993; Ariya et al., 2011), processes that are potentially applicable to microorganisms in snow as well. There are very limited data in the literature from concurrent VOC and microbial snow measurements (Mortazavi et al., 2011). Further studies, for example, including isotopic probes, are required to shed light on mechanistic pathways of microbial biochemical interactions with VOCs in snow.

The importance of biomaterials in physico-chemical processes in frost flowers is little understood. Frost flowers are ubiquitous on the thin layer of sea ice that grows over re-freezing sea ice leads. They are delicate, featherlike ice crystals that form over a period of hours to days and have a high brine content. Frost flowers have been suggested to act as a source of BrO to the atmosphere, a species that contributes to surface ozone depletion events (Kaleschke et al., 2004). These very salty ice crystals are also a source of sea-salt aerosol (Perovich and Richter-Menge, 1994) to the atmosphere. Studies of the organic content of frost flowers using infrared spectroscopy showed a distinct anthropogenic influence and detection of alkane-type and oxidized species (Shaw et al., 2010). Increased bacterial abundance was also detected in frost flowers (Bowman and Deming, 2010). Beine et al. (2012) studied frost flowers using UV-Vis spectrophotometry. They found that the absorption coefficients, attributable mostly to light-absorbing organics, were 40 times greater for frost flowers than for land snow. To our knowledge there are only very limited studies on bio-organic materials in frost flowers (e.g., Mortazavi et al., 2011).

#### 4 Impact of environmental ices on local, regional and global carbon cycle

Environmental ices play a significant role in the cycling and chemistry of organic carbon on local, regional and global scales. A variety of connections exist between atmospheric, oceanic and terrestrial ices, all of which will be susceptible to alterations due to climate change. For example, sea ice can act as a reservoir of organic carbon,

5 a barrier to air-sea exchange of volatile and semi-volatile organic gases, and a substrate for chemical and biological processes at the air-ice interface and the underlying ice-sea interface. Climate change has resulted in significant loss of sea ice extent and thickness, as well as a shift from perennial ice cover (greater than one year old) to seasonal ice less than a year old (Perovich, 2011). Sea ice loss will result in greater air-sea gas exchange, potential changes to biological and photochemical activity due to loss of substrate and redistribution of previously deposited/stored organic carbon from sea ice to the seawater or atmosphere. In some cases the magnitude and direction of these changes are not well understood due to the interconnections between the physical, chemical and biological processes that affect organic carbon.

10 Glacier ice is another component of the cryosphere that influences carbon cycling and will be susceptible to climate change. Anthropogenic contaminants, such as persistent organic pollutants, deposited to glaciers (and typically stored in the ice) will be delivered to surrounding ecosystems upon glacier melt (Bogdal et al., 2010). This process will be particularly important on the local scale, where high altitude/mountain lakes are the direct recipients of glacial run-off. Also, glacier-derived dissolved organic matter represents a highly bioavailable source of carbon to downstream ecosystems (Hood et al., 2009). The sources of this organic matter can include the remnants of terrestrial organic matter overrun by glaciers (Bardgett et al., 2007; Hood et al., 2009; Bhatia et al., 2010), in situ microbial processes (Pautler et al., 2011) and deposition of anthropogenic aerosol (Stubbins et al., 2012). If the organic material is released during glacial melt (which is accelerating due to climate change), it may alter the carbon cycle of surrounding aquatic environments, potentially by stimulating microbial activity.

25 Frost flowers are an important, yet poorly understood interface between the atmosphere and sea ice. It has been shown that organic molecules can become incorporated in (and concentrated in/on) frost flowers during their growth (Douglas et al., 2012). The high surface area of frost flowers, combined with the high concentrations of potentially reactive species present in the frost flowers, result in a chemically active medium in/on which organic compounds could be altered. The organics could become

---

## Organics in environmental ices: sources, chemistry, and impacts

V. F. McNeill et al.

---

[Title Page](#)[Abstract](#)[Introduction](#)[Conclusions](#)[References](#)[Tables](#)[Figures](#)[Back](#)[Close](#)[Full Screen / Esc](#)[Printer-friendly Version](#)[Interactive Discussion](#)

reincorporated into sea ice, transported with wind-blown frost flowers, or released to the atmosphere. Once in the atmosphere, the organic compounds could play a role in secondary aerosol formation. Unfortunately, none of these processes have been studied in detail.

5 Snow, over both marine and terrestrial environments, influences the fate of organic carbon on a number of scales. Snow is an excellent scavenger of volatile and semi-volatile organic compounds with a range of physicochemical properties (Wania et al., 1999; Lei and Wania, 2004). Snow-air partition coefficients are temperature dependent, so the degree to which snowfall-scavenging occurs will be determined by temperature, an effect evidenced in the organic contaminant concentration gradients observed along  
10 elevational gradients (e.g., Blais et al., 1998; Arellano et al., 2011). The geographic distribution of organic contaminants in a number of alpine and Arctic parks in North America could only be explained by including the temperature dependent impact of snow-air partitioning, along with the magnitude of local contaminant sources (Hageman et al.,  
15 2010). The exchange of organic compounds between snow and the atmosphere will be influenced by the nature of the snowpack (surface area, thermal gradients, depth) as well as wind ventilation of the snowpack. In all but the most extreme cold environments, snowpack is subject to seasonal melting. Seasonal snowmelt will deliver organics to the surrounding ecosystem, often in a concentrated pulse (Meyer and Wania, 2008, 2011).  
20 This could serve to deliver a highly concentrated load of toxic chemicals (for snowpack influenced by contaminant deposition) or nutrients (biologically available organic or inorganic nutrients) to the surrounding ecosystem. Since the properties and metamorphism of snow are influenced by temperature, these processes (snow deposition, metamorphism and melt) will be highly susceptible to changes in a warming climate, at both polar and mid-latitudes, which will in turn impact the cycling and fate of organic  
25 carbon associated with snow.

---

## Organics in environmental ices: sources, chemistry, and impacts

V. F. McNeill et al.

---

[Title Page](#)[Abstract](#)[Introduction](#)[Conclusions](#)[References](#)[Tables](#)[Figures](#)[Back](#)[Close](#)[Full Screen / Esc](#)[Printer-friendly Version](#)[Interactive Discussion](#)

## 5 Outlook and further questions

A comprehensive, accurate model of organic material in the cryosphere is needed in order to predict the effects of climate change on the fate of pollutants, regional atmospheric chemistry, and the Earth's carbon cycle, and the associated impacts on the rest of the Earth system. Despite the growing body of knowledge summarized here regarding the sources, chemistry, and properties of organic material in environmental ices, we still lack fundamental insight necessary to develop such a model. Besides significant gaps in our understanding of the physics and chemistry of the interactions of organic material with environmental ices, the roles of biota and other compartments in the Earth system are still poorly constrained. A full understanding of this system requires interdisciplinary work at the interfaces of several traditionally disparate fields, including physics, chemistry, biology, atmospheric sciences, glaciology, oceanography, and soil biogeochemistry (Williams et al., 2009; Ariya et al., 2011; Shepson et al., 2012).

Advances in analytical techniques are necessary to better qualify and quantify organic and bio-organic compounds in air and snow; for improved monitoring of their concentrations, emissions and fluxes; and to avoid any possible artifact from the analytical procedure. For example, Domine et al. (2010) pointed out that acetaldehyde may be produced during the melting of snow samples prior to analysis, e.g. from precursors in organic aerosols trapped in the snow. This could clearly interfere with the measurement of free aldehydes in snow. Development of in situ methods to characterize (bio)chemical species, including oxygenated carbonyl compounds, in snow, without melting are required. Advanced techniques combining high-resolution microscopy and optical spectroscopy show much promise towards in situ understanding of chemical composition and physical characteristics of free organic species or those sequestered in complex aggregates, or in particles within the snow matrix

Outstanding questions exist regarding the nature of the ice surface in typical environmental scenarios, as well as the rates, mechanisms, and microphysical location of key chemical reactions which affect the fate of organics in environmental ices.

ACPD

12, 8857–8920, 2012

### Organics in environmental ices: sources, chemistry, and impacts

V. F. McNeill et al.

Title Page

Abstract

Introduction

Conclusions

References

Tables

Figures

⏪

⏩

◀

▶

Back

Close

Full Screen / Esc

Printer-friendly Version

Interactive Discussion

There is growing evidence that ice morphology and microphysics (brines, QLL, microveins/micropockets, grain boundaries, etc.) strongly influence the processing of organic species in environmental snow and ices. For a full review of this subject please see Bartels-Rausch et al. (2012). The properties of these media and the rates and chemical mechanisms of processes occurring there are still poorly constrained. There is a need for basic physical chemistry data required to model partitioning among phases, including solubility and diffusion coefficients of organic species in the ice matrix, and parameterizations for the Henry's law constants and activity coefficients in brine. Despite its likely importance, relatively few studies exist to date in which the effects of ice microphysics on organic ice chemistry and AICI were probed directly. In particular, very little direct information exists regarding the role of the QLL or brine, and feedbacks between the chemistry of organic species and interfacial layer properties. More laboratory studies in which ice microphysics and chemistry are characterized simultaneously are necessary in order to deconvolute the multiple physical and chemical processes which determine the fate of organic species in the cryosphere. Finally, there is a lack of fundamental laboratory and theoretical studies of the physics and chemistry of biomaterials in ice.

*Acknowledgements.* This manuscript arose from discussion during and following the 3rd Workshop on Air-Ice Chemical Interactions in June 2011, in New York, NY. This workshop was sponsored in part by IGAC and the Columbia University School of Engineering and Applied Sciences. V.F.M. wishes to acknowledge support from the NSF CAREER award (ATM-0845043). A.M.G. wishes to acknowledge support from the NSF CAREER award (ATM-0547435). J.P.D.A., D.J.D., and T.F.K. acknowledge NSERC and CFCAS for funding. M.A. and T.B. appreciate support by the Swiss National Science Foundation (grants 121857 and 125179). P.A.A. is grateful to NSERC, FQRNT, and CFI. Part of the work of F.D. and D.V. was supported by the French Polar Institute (IPEV). M.G.: Funding from the University of Kentucky is gratefully acknowledged. D.H.: The work was supported by the Grant Agency of the Czech Republic (203/09/P445). P.K.: The work was supported by the Grant Agency of the Czech Republic (P503/10/0947), and the project CETOCOEN (CZ.1.05/2.1.00/01.0001) granted by the European Regional Development Fund.

**Organics in  
environmental ices:  
sources, chemistry,  
and impacts**

V. F. McNeill et al.

[Title Page](#)[Abstract](#)[Introduction](#)[Conclusions](#)[References](#)[Tables](#)[Figures](#)[⏪](#)[⏩](#)[◀](#)[▶](#)[Back](#)[Close](#)[Full Screen / Esc](#)[Printer-friendly Version](#)[Interactive Discussion](#)



## References

- Abbatt, J. P. D.: Interactions of atmospheric trace gases with ice surfaces: Adsorption and reaction, *Chem. Rev.*, 103, 4783–4800, 2003.
- Abbatt, J. P. D., Bartels-Rausch, T., Ullerstam, M., and Ye, T. J.: Uptake of acetone, ethanol and benzene to snow and ice: effects of surface area and temperature, *Environ. Res. Lett.*, 3, 045008, doi:10.1088/1748-9326/3/4/045008, 2008.
- Adamson, A. W. and Gast, A. P.: *Physical Chemistry of Surfaces*, 6th edn., Wiley, New York, 1997.
- Albert, M. R. and Shultz, E. F.: Snow and firn properties and air-snow transport processes at Summit, Greenland, *Atmos. Environ.*, 36, 2789–2797, 2002.
- Amato, P., Hennebelle, R., Magand, O., Sancelme, M., Delort, A. M., Barbante, C., Boutron, C., and Ferrari, C.: Bacterial characterization of the snow cover at Spitzberg, Svalbard, *FEMS Microbiol. Ecol.*, 59, 255–264, 2007.
- Anastasio, C. and Robles, T.: Light absorption by soluble chemical species in Arctic and Antarctic snow, *J. Geophys. Res.*, 112, D24304, doi:10.1029/2007JD008695, 2007.
- Anderson, C. H., Dibb, J. E., Griffin, R. J., Hagler, G. S. W., and Bergin, M. H.: Atmospheric water-soluble organic carbon measurements at Summit, Greenland, *Atmos. Environ.*, 42, 5612–5621, 2008.
- Ardura, D., Kahan, T. F., and Donaldson, D. J.: Self-association of naphthalene at the air-ice interface, *J. Phys. Chem. A*, 113, 7353–7359, 2009.
- Arellano, L., Fernandez, P., Tatosova, J., Stuchlik, E., and Grimalt, J. O.: Long-range transported atmospheric pollutants in snowpacks accumulated at different altitudes in the Tatra Mountains (Slovakia), *Environ. Sci. Technol.*, 45, 9268–9275, 2011.
- Ariya, P. A., Nepotchatykh, O., Ignatova, O., and Amyot, M.: Microbiological degradation of atmospheric organic compounds, *Geophys. Res. Lett.*, 29, 2077, doi:10.1029/2002GL015637, 2002.
- Ariya, P. A., Domine, F., Kos, G., Amyot, M., Cote, V., Vali, H., Lauzier, T., Kuhs, W. F., Techmer, K., Heinrichs, T., and Mortazavi, R.: Snow – a photobiochemical exchange platform for volatile and semi-volatile organic compounds with the atmosphere, *Environ. Chem.*, 8, 62–73, 2011.
- Bahr, S., Toubin, C., and Kemper, V.: Interaction of methanol with amorphous solid water, *J. Chem. Phys.*, 13, 134712, doi:10.1063/1.2901970, 2008.

### Organics in environmental ices: sources, chemistry, and impacts

V. F. McNeill et al.

Title Page

Abstract

Introduction

Conclusions

References

Tables

Figures

⏪

⏩

◀

▶

Back

Close

Full Screen / Esc

Printer-friendly Version

Interactive Discussion



## Organics in environmental ices: sources, chemistry, and impacts

V. F. McNeill et al.

Title Page

Abstract

Introduction

Conclusions

References

Tables

Figures

⏪

⏩

◀

▶

Back

Close

Full Screen / Esc

Printer-friendly Version

Interactive Discussion

- Bardgett, R. D., Richter, A., Bol, R., Garnett, M. H., Baumler, R., Xu, X., Lopez-Capel, E., Manning, D. C., Hobbs, P. J., Hartley, I. R., and Wanek, W.: Heterotrophic microbial communities use ancient carbon following glacial retreat, *Biol. Letters*, 3, 487–490, 2007.
- Barret, M., Houdier, S., and Domine, F.: Formaldehyde in the Alaskan Arctic snowpack: partitioning and physical processes involved in air-snow exchanges, *J. Geophys. Res.-Atmos.*, 116, D00R03, doi:10.1029/2011JD016038, 2011a.
- Barret, M., Houdier, S., and Domine, F.: Thermodynamics of the Formaldehyde-Water and Formaldehyde-Ice Systems for Atmospheric Applications, *J. Phys. Chem. A*, 115, 307–317, 2011b.
- Bartels-Rausch, T., Guimbaud, C., Gaggeler, H. W., and Ammann, M.: The partitioning of acetone to different types of ice and snow between 198 and 223 K, *Geophys. Res. Lett.*, 31, L16110, doi:10.1029/2004GL020070, 2004.
- Bartels-Rausch, T., Brigante, M., Elshorbany, Y. F., Ammann, M., D'Anna, B., George, C., Stemmler, K., Ndour, M., and Kleffman, J.: Humic acid in ice: photo-enhanced conversion of nitrogen dioxide into nitrous acid, *Atmos. Environ.*, 44, 5443–5450, 2010.
- Bartels-Rausch, T., Krysztofiak, G., Bernhard, A., Schlaeppli, M., Schwikowski, M., and Ammann, M.: Photoinduced reduction of divalent mercury in ice by organic matter, *Chemosphere*, 82, 199–203, 2011.
- Bartels-Rausch, T. et al.: Influence of Snow and Ice Microstructure on Air-Ice Chemical Interactions, *Atmos. Chem. Phys. Discuss.*, in preparation, 2012.
- Bauer, H., Giebl, H., Hitzenberger, R., Kasper-Giebl, A., Reischl, G., Zibuschka, F., and Puxbaum, H.: Airborne bacteria as cloud condensation nuclei, *J. Geophys. Res.-Atmos.*, 108, 4658, doi:10.1029/2003JD003545, 2003.
- Behr, P., Terziyski, A., and Zellner, R.: Acetone adsorption on ice surfaces in the temperature range  $T = 190\text{--}220\text{ K}$ : evidence for aging effects due to crystallographic changes of the adsorption sites, *J. Phys. Chem. A*, 110, 8098–8107, 2006.
- Beine, H. J., Colussi, A. J., Amoroso, A., Esposito, G., Montagnoli, M., and Hoffman, M. R.: HONO emissions from snow surfaces, *Environ. Res. Lett.*, 3, 045005, doi:10.1088/1748-9326/3/4/045005, 2008.
- Beine, H. J., Anastasio, C., Esposito, G., Patten, K., Wilkening, E., Domine, F., Voisin, D., Barret, M., Houdier, S., and Hall, S.: Soluble, light-absorbing species in snow at Barrow, Alaska, *J. Geophys. Res.*, 116, D00R05, doi:10.1029/2011JD016181, 2011.

**Organics in  
environmental ices:  
sources, chemistry,  
and impacts**

V. F. McNeill et al.

[Title Page](#)[Abstract](#)[Introduction](#)[Conclusions](#)[References](#)[Tables](#)[Figures](#)[⏪](#)[⏩](#)[◀](#)[▶](#)[Back](#)[Close](#)[Full Screen / Esc](#)[Printer-friendly Version](#)[Interactive Discussion](#)

- Beine, H. J., Anastasio, C., Domine, F., Douglas, T., Barret, M., France, J., King, M., Hall, S., and Ullmann, K.: Soluble chromophores in marine snow, seawater, sea ice, and frost flowers near Barrow, Alaska, *J. Geophys. Res.*, 117, D00R15, doi:10.1029/2011JD016650, 2012.
- 5 Bej, A. K., Aislabie, J., and Atlas, R.: *Polar Microbiology: The Ecology, Biodiversity, and Bioremediation Potential of Microorganisms in Extremely Cold Environments*, CRC Press, 2009.
- Bengtsson, G., Lindqvist, R., and Piwoni, M. D.: Sorption of trace organics to colloidal clays, polymers, and bacteria, *Soil Sci. Soc. Am. J.*, 57, 1261–1270, 1993.
- Betterton, E. A.: The partitioning of ketones between the gas and aqueous phases, *Atmos. Environ.*, 25(8), 1473–1477, 1991.
- 10 Betterton, E. A. and Hoffmann, M. R.: Henry Law Constants of Some Environmentally Important Aldehydes, *Environ. Sci. Technol.*, 22, 1415–1418, 1988.
- Bhatia, M. P., Das, S. B., Longnecker, K., Charette, M. A., and Kujawinski, E. B.: Molecular characterization of dissolved organic matter associated with the Greenland ice sheet, *Geochim. Cosmochim. Ac.*, 74, 3768–3784, 2010.
- 15 Bizzotto, E. C., Villa, S., Vaj, C., and Vighi, M.: Comparison of glacial and non-glacial-fed streams to evaluate the loading of persistent organic pollutants through seasonal snow/ice melt, *Chemosphere*, 74, 924–930, 2009.
- Blais, J. M., Schindler, D. W., Muir, D. C. G., Kimpe, L. E., Donaldk, D. B., and Rosenberg, B.: Accumulation of persistent organochlorine compounds in mountains of Western Canada., *Nature*, 395, 585–588, 1998.
- 20 Bluhm, H., Ogletree, D. F., Fadley, C. S., Hussain, Z., and Salmeron, M.: The premelting of ice studied with photoelectron spectroscopy, *J. Phys.-Condens. Mat.*, 14, L227–L233, 2002.
- Bogdal, C., Nikolic, D., Luthi, M. P., Schenker, U., Scheringer, M., and Hungerbuhler, K.: Release of legacy pollutants from melting glaciers: Model evidence and conceptual understanding, *Environ. Sci. Technol.*, 44, 4063–4069, 2010.
- 25 Boudries, H., Bottenheim, J. W., Guimbaud, C., Grannas, A. M., Shepson, P. B., Houdier, S., Perrier, S., and Domine, F.: Distribution and trends of oxygenated hydrocarbons in the high Arctic derived from measurements in the atmospheric boundary layer and interstitial snow air during the ALERT2000 field campaign, *Atmos. Environ.*, 36, 2573–2583, 2002.
- 30 Bowman, J. S. and Deming, J. W.: Elevated bacterial abundance and exopolymers in saline frost flowers and implications for atmospheric chemistry and microbial dispersal, *Geophys. Res. Lett.*, 37, L13501, doi:10.1029/2010GL043020, 2010.

**Organics in  
environmental ices:  
sources, chemistry,  
and impacts**

V. F. McNeill et al.

Title Page

Abstract

Introduction

Conclusions

References

Tables

Figures

⏪

⏩

◀

▶

Back

Close

Full Screen / Esc

Printer-friendly Version

Interactive Discussion



- Buckeridge, K. M. and Grogan, P.: Deepened snow alters soil microbial nutrient limitations in arctic birch hummock tundra, *Appl. Soil Ecol.*, 39, 210–222, 2008.
- Chazallon, B., Lebrun, N., Dhamlincourt, P., Toubin, C., and Focsa, C.: Micro-Raman investigations of the formaldehyde-ice system, *J. Phys. Chem. B*, 109, 432–439, 2005.
- 5 Cho, H., Shepson, P. B., Barrie, L. A., Cowin, J. P., and Zaveri, R.: NMR investigation of the quasi-brine layer in ice/brine mixtures, *J. Phys. Chem. B*, 106, 11226–11232, 2002.
- Colussi, A. J. and Hoffmann, M. R.: In situ photolysis of deep ice core contaminants by Cerenkov radiation of cosmic origin, *Geophys. Res. Lett.*, 30, 1195, doi:10.1029/2002GL016112, 2003.
- 10 Crowley, J. N., Ammann, M., Cox, R. A., Hynes, R. G., Jenkin, M. E., Mellouki, A., Rossi, M. J., Troe, J., and Wallington, T. J.: Evaluated kinetic and photochemical data for atmospheric chemistry: Volume V – heterogeneous reactions on solid substrates, *Atmos. Chem. Phys.*, 10, 9059–9223, doi:10.5194/acp-10-9059-2010, 2010.
- Curran, M. A. J., van Ommen, T. D., Morgan, V. I., Phillips, K. L., and Palmer, A. S.: Ice core evidence for Antarctic sea ice decline since the 1950s, *Science*, 302, 1203–1206, 2003.
- 15 Desideri, P. G., Lepri, L., Udisti, R., Checchini, L., Del Bubba, M., Cini, R., and Stortini, A. M.: Analysis of organic compounds in Antarctic snow and their origin, *Int. J. Environ. An. Ch.*, 71, 331–351, 1998.
- Dibb, J. E. and Arsenault, M.: Shouldn't snowpacks be sources of monocarboxylic acids?, *Atmos. Environ.*, 36, 2513–2522, 2002.
- 20 Doherty, S. J., Warren, S. G., Grenfell, T. C., Clarke, A. D., and Brandt, R. E.: Light-absorbing impurities in Arctic snow, *Atmos. Chem. Phys.*, 10, 11647–11680, doi:10.5194/acp-10-11647-2010, 2010.
- Dolinova, J., Ruzicka, R., Kurkova, R., Klanova, J., and Klan, P.: Oxidation of aromatic and aliphatic hydrocarbons by OH radicals photochemically generated from H<sub>2</sub>O<sub>2</sub> in ice, *Environ. Sci. Technol.*, 40, 7668–7674, 2006.
- 25 Domine, F. and Shepson, P. B.: Air-snow interactions and atmospheric chemistry, *Science*, 297, 1506–1510, 2002.
- Domine, F. and Thibert, E.: Mechanism of incorporation of trace gases in ice grown from the gas phase, *Geophys. Res. Lett.*, 23, 3627–3630, 1996.
- 30 Domine, F., Cabanes, A., and Legagneux, L.: Structure, microphysics, and surface area of the Arctic snowpack near Alert during the ALERT 2000 campaign, *Atmos. Environ.*, 36, 2753–2765, 2002.

**Organics in  
environmental ices:  
sources, chemistry,  
and impacts**

V. F. McNeill et al.

Title Page

Abstract

Introduction

Conclusions

References

Tables

Figures

⏪

⏩

◀

▶

Back

Close

Full Screen / Esc

Printer-friendly Version

Interactive Discussion

- Domine, F., Sparapani, R., Ianniello, A., and Beine, H. J.: The origin of sea salt in snow on Arctic sea ice and in coastal regions, *Atmos. Chem. Phys.*, 4, 2259–2271, doi:10.5194/acp-4-2259-2004, 2004.
- Domine, F., Cincinelli, A., Bonnaud, E., Martellini, T., and Picaud, S.: Adsorption of phenanthrene on natural snow, *Environ. Sci. Technol.*, 41, 6033–6038, 2007.
- Domine, F., Albert, M., Huthwelker, T., Jacobi, H.-W., Kokhanovsky, A. A., Lehning, M., Picard, G., and Simpson, W. R.: Snow physics as relevant to snow photochemistry, *Atmos. Chem. Phys.*, 8, 171–208, doi:10.5194/acp-8-171-2008, 2008.
- Domine, F., Houdier, S., Taillandier, A.-S., and Simpson, W. R.: Acetaldehyde in the Alaskan subarctic snowpack, *Atmos. Chem. Phys.*, 10, 919–929, doi:10.5194/acp-10-919-2010, 2010.
- Domine, F., Gallet, J. C., Barret, M., Houdier, S., Voisin, D., Douglas, T., Blum, J. D., Beine, H. J., and Anastasio, C.: The specific surface area and chemical composition of diamond dust near Barrow, Alaska, *J. Geophys. Res.-Atmos.*, 116, D00R06, doi:10.1029/2011JD016162, 2011.
- Donaldson, D. J. and Anderson, D.: Adsorption of atmospheric gases at the air-water interface. 2. C-1-C-4 alcohols, acids, and acetone, *J. Phys. Chem. A*, 103, 871–876, 1999.
- Douglas, T. A., Domine, F., Barret, M., Anastasio, C., Beine, H. J., Bottenheim, J., Grannas, A. M., Houdier, S., Netcheva, S., Rowland, G., Staebler, R., and Steffen, A.: Frost flowers growing in the Arctic ocean-atmosphere-sea ice-snow interface. Part 1: Chemical composition., *J. Geophys. Res.*, 117, D00R09, doi:10.1029/2011JD016460, 2012.
- Dubowski, Y. and Hoffmann, M. R.: Photochemical transformations in ice: Implications for the fate of chemical species, *Geophys. Res. Lett.*, 27, 3321–3324, doi:10.1029/2000GL011701, 2000.
- Ervens, B. and Volkamer, R.: Glyoxal processing by aerosol multiphase chemistry: towards a kinetic modeling framework of secondary organic aerosol formation in aqueous particles, *Atmos. Chem. Phys.*, 10, 8219–8244, doi:10.5194/acp-10-8219-2010, 2010.
- Felip, M., Sattler, B., Psenner, R., and Catalan, J.: Highly-Active Microbial Communities in the Ice and Snow Cover of High-Mountain Lakes, *Appl. Environ. Microb.*, 61, 2394–2401, 1995.
- Finlay, J., Neff, J., Zimov, S., Davydova, A., and Davydov, S.: Snowmelt dominance of dissolved organic carbon in high-latitude watersheds: implications for characterization and flux of river DOC, *Geophys. Res. Lett.*, 33, L10401, doi:10.1029/2006GL025754, 2006.

**Organics in  
environmental ices:  
sources, chemistry,  
and impacts**

V. F. McNeill et al.

[Title Page](#)[Abstract](#)[Introduction](#)[Conclusions](#)[References](#)[Tables](#)[Figures](#)[⏪](#)[⏩](#)[◀](#)[▶](#)[Back](#)[Close](#)[Full Screen / Esc](#)[Printer-friendly Version](#)[Interactive Discussion](#)

Fisher, F. N., King, M. D., and Lee-Taylor, J.: Extinction of UV-visible radiation in wet midlatitude (maritime) snow: Implications for increased NO<sub>x</sub> emission, *J. Geophys. Res.*, 110, D21301, doi:10.1029/2005JD005963, 2005.

Flanner, M. G., Zender, C. S., Randerson, J. T., and Rasch, P. J.: Present-day climate forcing and response from black carbon in snow, *J. Geophys. Res.-Atmos.*, 112, D11202, doi:10.1029/2006JD008003, 2007.

Flanner, M. G., Liu, X., Zhou, C., and Penner, J. E.: Enhanced solar energy absorption by internally-mixed black carbon in snow grains, *Atmos. Chem. Phys. Discuss.*, 12, 2057–2113, doi:10.5194/acpd-12-2057-2012, 2012.

France, J. L., King, M. D., Frey, M. M., Erbland, J., Picard, G., Preunkert, S., MacArthur, A., and Savarino, J.: Snow optical properties at Dome C (Concordia), Antarctica; implications for snow emissions and snow chemistry of reactive nitrogen, *Atmos. Chem. Phys.*, 11, 9787–9801, doi:10.5194/acp-11-9787-2011, 2011.

France, J. L., Reay, H. J., King, M. D., Voisin, D., Jacobi, H. W., Domine, F., Beine, H. J., Anastasio, C., and Lee-Taylor, J.: Hydroxyl radical and NO<sub>x</sub> production rates, black carbon concentrations, and light-absorbing impurities in snow from field measurements, *J. Geophys. Res.*, 117, D00R12, doi:10.1029/2011JD016639, 2012.

Fries, E., Starokozhev, E., Haunold, W., Jaeschke, W., Mitra, S. K., Borrmann, S., and Schmidt, M. U.: Laboratory studies on the uptake of aromatic hydrocarbons by ice crystals during vapor depositional crystal growth, *Atmos. Environ.*, 41, 6156–6166, 2007.

Fries, E., Sieg, K., Puttmann, W., Jaeschke, W., Winterhalter, R., Williams, J., and Moortgat, G. K.: Benzene, alkylated benzenes, chlorinated hydrocarbons and monoterpenes in snow/ice at Jungfraujoch (46.6 degrees N, 8.0 degrees E) during CLACE 4 and 5, *Sci. Total Environ.*, 391, 269–277, 2008.

Gabrieli, J., Vallelonga, P., Cozzi, G., Gabrielli, P., Gambaro, A., Sigl, M., Decet, F., Schwikowski, M., Gaeggeler, H., Boutron, C., Cescon, P., and Barbante, C.: Post 17th-Century Changes of European PAH Emissions Recorded in High-Altitude Alpine Snow and Ice, *Environ. Sci. Technol.*, 44, 3260–3266, 2010.

Gao, S. S. and Abbatt, J. P. D.: Kinetics and mechanism of OH oxidation of small organic dicarboxylic acids in ice: Comparison to behavior in aqueous solution, *J. Phys. Chem. A*, 115, 9977–9986, 2011.

Gayley, R. I. and Ram, M.: Atmospheric dust in polar ice and the background aerosol, *J. Geophys. Res.*, 90, 12921–12925, doi:10.1029/JD090iD07p12921, 1985.

**Organics in  
environmental ices:  
sources, chemistry,  
and impacts**

V. F. McNeill et al.

Title Page

Abstract

Introduction

Conclusions

References

Tables

Figures

◀

▶

◀

▶

Back

Close

Full Screen / Esc

Printer-friendly Version

Interactive Discussion



- Gertner, B. J. and Hynes, J. T.: Model molecular dynamics simulation of hydrochloric acid ionization at the surface of stratospheric ice, *Faraday Discuss.*, 110, 301–322, 1998.
- Girardet, C. and Toubin, C.: Molecular atmospheric pollutant adsorption on ice: a theoretical survey, *Surf. Sci. Rep.*, 44, 159–238, 2001.
- 5 Graber, E. R. and Rudich, Y.: Atmospheric HULIS: How humic-like are they? A comprehensive and critical review, *Atmos. Chem. Phys.*, 6, 729–753, doi:10.5194/acp-6-729-2006, 2006.
- Grannas, A. M., Hockaday, W. C., Hatcher, P. G., Thompson, L. G., and Mosley-Thompson, E.: New revelations on the nature of organic matter in ice cores, *J. Geophys. Res.*, 111, D04304, doi:10.1029/2005JD006251, 2006.
- 10 Grannas, A. M., Bausch, A. R., and Mahanna, K. M.: Enhanced aqueous photochemical reaction rates after freezing, *J. Phys. Chem. A*, 111, 11043–11049, 2007a.
- Grannas, A. M., Jones, A. E., Dibb, J., Ammann, M., Anastasio, C., Beine, H. J., Bergin, M., Bottenheim, J., Boxe, C. S., Carver, G., Chen, G., Crawford, J. H., Dominé, F., Frey, M. M., Guzmán, M. I., Heard, D. E., Helmig, D., Hoffmann, M. R., Honrath, R. E., Huey, L. G., Hutterli, M., Jacobi, H. W., Klán, P., Lefer, B., McConnell, J., Plane, J., Sander, R., Savarino, J., Shepson, P. B., Simpson, W. R., Sodeau, J. R., von Glasow, R., Weller, R., Wolff, E. W., and Zhu, T.: An overview of snow photochemistry: evidence, mechanisms and impacts, *Atmos. Chem. Phys.*, 7, 4329–4373, doi:10.5194/acp-7-4329-2007, 2007b.
- 15 Guzman, M. I.: Photochemistry of Pyruvic Acid in Water and Ice, California Institute of Technology, 2007.
- 20 Guzman, M. I., Colussi, A. J., and Hoffmann, M. R.: Photogeneration of distant radical pairs in aqueous pyruvic acid glasses, *J. Phys. Chem. A*, 110, 931–935, 2006a.
- Guzman, M. I., Colussi, A. J., and Hoffmann, M. R.: Photoinduced oligomerization of aqueous pyruvic acid, *J. Phys. Chem. A*, 110, 3619–3626, 2006b.
- 25 Guzman, M. I., Hoffmann, M. R., and Colussi, A. J.: Photolysis of pyruvic acid in ice: Possible relevance to CO and CO<sub>2</sub> ice core record anomalies, *J. Geophys. Res.-Atmos.*, 112, D10123, doi:10.1029/2006JD007886, 2007.
- Haan, D. and Raynaud, D.: Ice core record of CO variations during the last two millenia: Atmospheric implications and chemical interactions within the Greenland ice, *Tellus B*, 50, 253–262, 1998.
- 30 Hageman, K. J., Hafner, W. D., Campbell, D. H., Jaffe, D. A., Landers, D. H., and Simonich, S. L.: Variability in pesticide deposition and source contributions to snowpack in Western U. S. national park, *Environ. Sci. Technol.*, 44, 4452–4458, 2010.

**Organics in  
environmental ices:  
sources, chemistry,  
and impacts**

V. F. McNeill et al.

[Title Page](#)[Abstract](#)[Introduction](#)[Conclusions](#)[References](#)[Tables](#)[Figures](#)[⏪](#)[⏩](#)[◀](#)[▶](#)[Back](#)[Close](#)[Full Screen / Esc](#)[Printer-friendly Version](#)[Interactive Discussion](#)

- Hagler, G. S. W., Bergin, M. H., Smith, E. A., and Dibb, J. E.: A summer time series of particulate carbon in the air and snow at Summit, Greenland, *J. Geophys. Res.-Atmos.*, 112, D21309, doi:10.1029/2007jd008993, 2007.
- Halde, R.: Concentration of impurities by progressive freezing, *Water Res.*, 14, 575–580, 1980.
- 5 Hallquist, M., Wenger, J. C., Baltensperger, U., Rudich, Y., Simpson, D., Claeys, M., Dommen, J., Donahue, N. M., George, C., Goldstein, A. H., Hamilton, J. F., Herrmann, H., Hoffmann, T., Iinuma, Y., Jang, M., Jenkin, M. E., Jimenez, J. L., Kiendler-Scharr, A., Maenhaut, W., McFiggans, G., Mentel, Th. F., Monod, A., Prévôt, A. S. H., Seinfeld, J. H., Surratt, J. D., Szmigielski, R., and Wildt, J.: The formation, properties and impact of secondary organic aerosol: current and emerging issues, *Atmos. Chem. Phys.*, 9, 5155–5236, doi:10.5194/acp-9-5155-2009, 2009.
- Haynes, D. R., Tro, N. J., and George, S. M.: Condensation and Evaporation of H<sub>2</sub>O on Ice Surfaces, *J. Phys. Chem.*, 96, 8502–8509, 1992.
- Heger, D. and Klan, P.: Interactions of organic molecules at grain boundaries in ice: A solvatochromic analysis, *J. Photoch. Photobio. A*, 187, 275–284, 2007.
- 15 Heger, D., Jirkovsky, J., and Klan, P.: Aggregation of methylene blue in frozen aqueous solutions studied by absorption spectroscopy, *J. Phys. Chem. A*, 109, 6702–6709, 2005.
- Heger, D., Klanova, J., and Klan, P.: Enhanced protonation of cresol red in acidic aqueous solutions caused by freezing, *J. Phys. Chem. B*, 110, 1277–1287, 2006.
- 20 Heger, D., Nachtigallova, D., Surman, F., Krausko, J., Magyarova, B., Brumovsky, M., Rubes, M., Gladich, I., and Klan, P.: Self-organization of 1-methylnaphthalene on the surface of artificial snow grains: A combined experimental-computational approach, *J. Phys. Chem. A*, 115, 11412–11422, 2011.
- Hegg, D. A., Warren, S. G., Grenfell, T. C., Doherty, S. J., Larson, T. V., and Clarke, A. D.: Source Attribution of Black Carbon in Arctic Snow, *Environ. Sci. Technol.*, 43, 4016–4021, 2009.
- 25 Hegg, Dean A., Warren, Stephen G., Grenfell, Thomas C., Sarah J Doherty, and Clarke, Antony D.: Sources of light-absorbing aerosol in arctic snow and their seasonal variation, *Atmos. Chem. Phys.*, 10, 10923–10938, doi:10.5194/acp-10-10923-2010, 2010.
- 30 Helmig, D., Apel, E., Blake, D., Ganzeveld, L., Lefer, B. L., Meinardi, S., and Swanson, A. L.: Release and uptake of volatile inorganic and organic gases through the snowpack at Niwot Ridge, Colorado, *Biogeochemistry*, 95, 167–183, 2009.



**Organics in  
environmental ices:  
sources, chemistry,  
and impacts**

V. F. McNeill et al.

Title Page

Abstract

Introduction

Conclusions

References

Tables

Figures

⏪

⏩

◀

▶

Back

Close

Full Screen / Esc

Printer-friendly Version

Interactive Discussion



Herbert, B. M. J., Halsall, C. J., Jones, K. C., and Kallenborn, R.: Chemical interactions with snow: understanding the behavior and fate of semi-volatile organic compounds in snow, *Ecotox. Environ. Safe.*, 63, 3–16, 2006a.

Herbert, B. M. J., Halsall, C. J., Jones, K. C., and Kallenborn, R.: Field investigation into the diffusion of semi-volatile organic compounds into fresh and aged snow, *Atmos. Environ.* 40, 1385–1393, 2006b.

Hickman, Z. A. and Reid, B. J.: Increased microbial catabolic activity in diesel contaminated soil following addition of earthworms (*Dendrobaena veneta*) and compost, *Soil Biol. Biochem.*, 40, 2970–2976, 2008.

Holmes, R. M., McClelland, J. W., Raymond, P. A., Frazer, B. B., Peterson, B. J., and Steiglitz, M.: Lability of DOC transported by Alaskan rivers to the Arctic Ocean, *Geophys. Res. Lett.*, 35, L03402, doi:10.1029/2007GL032837, 2008.

Hood, E., Fellman, J., Spencer, R. G. M., Hernes, P. J., Edwards, R., D'Amore, D., and Scott, D.: Glaciers as a source of ancient and labile organic matter to the marine environment, *Nature*, 462, 1044–1047, 2009.

Houdier, S., Perrier, S., Domine, F., Cabanes, A., Legagneux, L., Grannas, A. M., Guimbaud, C., Shepson, P. B., Boudries, H., and Bottenheim, J. W.: Acetaldehyde and acetone in the Arctic snowpack during the ALERT2000 campaign. Snowpack composition, incorporation processes and atmospheric impact, *Atmos. Environ.*, 36, 2609–2618, 2002.

Huthwelker, T., Ammann, M., and Peter, T.: The uptake of acidic gases on ice, *Chem. Rev.*, 106, 1375–1444, 2006.

Hutterli, M. A., Rothlisberger, R., and Bales, R. C.: Atmosphere-to-snow-to-firn transfer studies of HCHO at Summit, Greenland, *Geophys. Res. Lett.*, 26, 1691–1694, 1999.

Hutterli, M. A., McConnell, J. R., Bales, R. C., and Stewart, R. W.: Sensitivity of hydrogen peroxide ( $H_2O_2$ ) and formaldehyde (HCHO) preservation in snow to changing environmental conditions: implications for ice core records, *J. Geophys. Res.-Atmos.*, 108, 4023, doi:10.1029/2002JD002528, 2003.

Jedlovsky, P., Hantal, G., Neurohr, K., Picaud, S., Hoang, P. N. M., von Hessberg, P., and Crowley, J. N.: Adsorption isotherm of formic acid on the surface of ice, as seen from experiments and grand canonical Monte Carlo simulation, *J. Phys. Chem. C*, 112, 8976–8987, 2008.

Johnson, B. J., Betterton, E. A., and Craig, D.: Henry's law coefficients of formic and acetic acids, *J. Atmos. Chem.*, 24, 113–119, 1996.

**Organics in  
environmental ices:  
sources, chemistry,  
and impacts**

V. F. McNeill et al.

Title Page

Abstract

Introduction

Conclusions

References

Tables

Figures

⏪

⏩

◀

▶

Back

Close

Full Screen / Esc

Printer-friendly Version

Interactive Discussion



- Journet, E., Le Calve, S., and Mirabel, P.: Adsorption study of acetone on acid-doped ice surfaces between 203 and 233 K, *J. Phys. Chem. B*, 109, 14112–14117, 2005.
- Kahan, T. F. and Donaldson, D. J.: Photolysis of polycyclic aromatic hydrocarbons on water and ice surfaces, *J. Phys. Chem. A*, 111, 1277–1285, 2007.
- 5 Kahan, T. F. and Donaldson, D. J.: Heterogeneous ozonation kinetics of phenanthrene at the air-ice interface, *Environ. Res. Lett.*, 3, 045006, doi:10.1088/1748-9326/3/4/045006, 2008.
- Kahan, T. F. and Donaldson, D. J.: Benzene Photolysis on Ice: Implications for the Fate of Organic Contaminants in the Winter, *Environ. Sci. Technol.*, 44, 3819–3824, 2010.
- 10 Kahan, T. F., Kwamena, N.-O. A., and Donaldson, D. J.: Different photolysis kinetics at the surface of frozen freshwater vs. frozen salt solutions, *Atmos. Chem. Phys.*, 10, 10917–10922, doi:10.5194/acp-10-10917-2010, 2010a.
- Kahan, T. F., Zhao, R., and Donaldson, D. J.: Hydroxyl radical reactivity at the air-ice interface, *Atmos. Chem. Phys.*, 10, 843–854, doi:10.5194/acp-10-843-2010, 2010b.
- 15 Kahan, T. F., Zhao, R., Jumaa, K. B., and Donaldson, D. J.: Anthracene photolysis in aqueous solution and ice: photon flux dependence and comparison of kinetics in bulk ice and at the air-ice interface, *Environ. Sci. Technol.*, 44, 1302–1306, 2010c.
- Kaleschke, L., Richter, A., Burrows, J., Afe, O., Heygster, G., Notholt, J., Rankin, A. M., Roscoe, H. K., Hollwedel, J., Wagner, T., and Jacobi, H. W.: Frost flowers on sea ice as a source of sea salt and their influence on tropospheric halogen chemistry, *Geophys. Res. Lett.*, 31, L16114, doi:10.1029/2004GL020655, 2004.
- 20 Kang, J. H., Choi, S. D., Park, H., Baek, S. Y., Hong, S., and Chang, Y. S.: Atmospheric deposition of persistent organic pollutants to the East Rongbuk Glacier in the Himalayas, *Sci. Total Environ.*, 408, 57–63, 2009.
- Kawamura, K., Kasukabe, H., Yasui, O., and Barrie, L. A.: Production of dicarboxylic acids in the Arctic atmosphere at polar sunrise, *Geophys. Res. Lett.*, 22, 1253–1256, 1995.
- 25 Kawamura, K., Yokoyama, K., Fujii, Y., and Watanabe, O.: A Greenland ice core record of low molecular weight dicarboxylic acids, ketocarboxylic acids, and alpha-dicarbonyls: A trend from Little Ice Age to the present (1540 to 1989 A. D.), *J. Geophys. Res.*, 106, 1331–1345, 2001.
- 30 Kemball, C. and Rideal, E. K.: The adsorption of vapours on mercury. 1. Non-polar substances, *P. R. Soc. A*, 187, 53–73, 1946.

**Organics in  
environmental ices:  
sources, chemistry,  
and impacts**

V. F. McNeill et al.

[Title Page](#)[Abstract](#)[Introduction](#)[Conclusions](#)[References](#)[Tables](#)[Figures](#)[⏪](#)[⏩](#)[◀](#)[▶](#)[Back](#)[Close](#)[Full Screen / Esc](#)[Printer-friendly Version](#)[Interactive Discussion](#)

Kerbrat, M., Le Calve, S., and Mirabel, P.: Uptake measurements of ethanol on ice surfaces and on supercooled aqueous solutions doped with nitric acid between 213 and 243 K, *J. Phys. Chem. A*, 111, 925–931, 2007.

Kerbrat, M., Huthwelker, T., Bartels-Rausch, T., Gaggeler, H. W., and Ammann, M.: Co-adsorption of acetic acid and nitrous acid on ice, *Phys. Chem. Chem. Phys.*, 12, 7194–7202, 2010.

Kim, K. and Choi, W.: Enhanced redox conversion of chromate and arsenite in ice, *Environ. Sci. Technol.*, 45, 2202–2208, 2011.

Kim, K., Choi, W., Hoffmann, M. R., Yoon, H. I., and Park, B. K.: Photoreductive dissolution of iron oxides trapped in ice and its environmental implications, *Environ. Sci. Technol.*, 44, 4142–4148, 2010.

Kippenberger, M., Winterhalter, R., and Moortgat, G. K.: Determination of higher carboxylic acids in snow samples using solid-phase extraction and LC/MS-TOF, *Anal. Bioanal. Chem.*, 392, 1459–1470, 2008.

Klan, P. and Holoubek, I.: Ice (photo)chemistry, ice as a medium for long-term (photo)chemical transformations – environmental implications, *Chemosphere*, 46, 1201–1210, 2002.

Klan, P. and Wirz, J.: *Photochemistry of Organic Compounds: From Concepts to Practice*, Wiley, Chichester, 2009.

Klan, P., Ansorgova, A., Del Favero, D., and Holoubek, I.: Photochemistry of chlorobenzene in ice, *Tetrahedron Lett.*, 41, 7785–7789, 2000.

Klan, P., Del Favero, D., Ansorgova, A., Klanova, J., and Holoubek, I.: Photodegradation of halobenzenes in water ice, *Environ. Sci. Pollut. R.*, 9, 195–200, 2001.

Klanova, J., Klan, P., Heger, D., and Holoubek, I.: Comparison of the effects of UV, H<sub>2</sub>O<sub>2</sub>/UV, and gamma-irradiation processes on frozen and liquid water solutions of monochlorophenols, *Photoch. Photobio. Sci.*, 2, 1023–1031, 2003a.

Klanova, J., Klan, P., Nosek, J., and Holoubek, I.: Environmental ice photochemistry: Monochlorophenols, *Environ. Sci. Technol.*, 37, 1568–1574, 2003b.

Kos, G. and Ariya, P. A.: Volatile organic compounds in snow in the Quebec-Windsor Corridor, *J. Geophys. Res.-Atmos.*, 115, D01302, doi:10.1029/2009JD012391, 2010.

Krepelova, A., Newberg, J. T., Huthwelker, T., Bluhm, H., and Ammann, M.: The nature of nitrate at the ice surface studied by XPS and NEXAFS, *Phys. Chem. Chem. Phys.*, 12, 8870–8880, 2010.

**Organics in  
environmental ices:  
sources, chemistry,  
and impacts**

V. F. McNeill et al.

Title Page

Abstract

Introduction

Conclusions

References

Tables

Figures

⏪

⏩

◀

▶

Back

Close

Full Screen / Esc

Printer-friendly Version

Interactive Discussion



- Kuo, M. H., Moussa, S. G., and McNeill, V. F.: Modeling interfacial liquid layers on environmental ices, *Atmos. Chem. Phys.*, 11, 9971–9982, doi:10.5194/acp-11-9971-2011, 2011.
- Kurkova, R., Ray, D., Nachtigallova, D., and Klan, P.: Chemistry of small organic molecules on snow grains: the applicability of artificial snow for environmental studies, *Environ. Sci. Technol.*, 45, 3430–3436, 2011.
- Lacorte, S., Quintana, J., Tauler, R., Ventura, F., Tovar-Sanchez, A., and Duarte, C. M.: Ultra-trace determination of persistent organic pollutants in Arctic ice using stir bar sorptive extraction and gas chromatography coupled to mass spectrometry, *J. Chromatogr. A*, 1216, 8581–8589, 2009.
- Le Borgne, S., Paniagua, D., and Vazquez-Duhalt, R.: Biodegradation of organic pollutants by halophilic bacteria and archaea, *J. Mol. Microb. Biotech.*, 15, 74–92, 2008.
- Lee, E., Park, H., and Cho, K.-S.: Characterization of methane, benzene, and toluene-oxidizing consortia enriched from landfill and riparian wetland soils, *J. Hazard. Mater.*, 184, 313–320, 2010.
- Lee-Taylor, J. and Madronich, S.: Calculation of actinic fluxes with a coupled atmosphere-snow radiative transfer model, *J. Geophys. Res.*, 107, 4796, doi:10.1029/2002JD002084, 2002.
- Legrand, M. and Deangelis, M.: Origins and variations of light carboxylic acids in polar precipitation, *J. Geophys. Res.-Atmos.*, 100, 1445–1462, 1995.
- Legrand, M., Preunkert, S., Schock, M., Cerqueira, M., Kasper-Giebl, A., Afonso, J., Pio, C., Gelencser, A., and Dombrowski-Etchevers, L.: Major 20th century changes of carbonaceous aerosol components (EC, WinOC, DOC, HULIS, carboxylic acids, and cellulose) derived from Alpine ice cores, *J. Geophys. Res.-Atmos.*, 112, D23S11, doi:10.1029/2006JD008080, 2007.
- Lei, Y. D. and Wania, F.: Is rain or snow a more efficient scavenger of organic chemicals?, *Atmos. Environ.*, 38, 3557–3571, 2004.
- Lewis, G. N., Goldschmid, O., Magel, T. T., and Bigeleisen, J.: Dimeric and other forms of methylene blue absorption and fluorescence of the pure monomer, *J. Am. Chem. Soc.*, 65, 1150–1154, 1943.
- Li, Q., Wang, N., Wu, X., Pu, J., He, J., and Zhang, C.: Sources and distribution of polycyclic aromatic hydrocarbons of different glaciers over the Tibetan Plateau, *Sci. China Ser. D*, 54, 1189–1198, 2011.

**Organics in  
environmental ices:  
sources, chemistry,  
and impacts**

V. F. McNeill et al.

[Title Page](#)[Abstract](#)[Introduction](#)[Conclusions](#)[References](#)[Tables](#)[Figures](#)[⏪](#)[⏩](#)[◀](#)[▶](#)[Back](#)[Close](#)[Full Screen / Esc](#)[Printer-friendly Version](#)[Interactive Discussion](#)

- Liyana-Arachchi, T. P., Valsaraj, K. T., and Hung, F. R.: Molecular simulation study of the adsorption of naphthalene and ozone on atmospheric air/ice interfaces, *J. Phys. Chem. A*, 115, 9226–9236, 2011.
- Lohmann, U. and Leck, C.: Importance of submicron surface-active organic aerosols for pristine Arctic clouds, *Tellus B*, 57, 261–268, 2005.
- Mabilia, R., Di Palo, V., Cassardo, C., Ciuchini, C., Pasini, A., and Possanzini, M.: Measurements of lower carbonyls and hydrocarbons at Ny-Alesund, svalbard, *Ann. Chim.-Rome*, 97, 1027–1037, 2007.
- Matykiewiczova, N., Klanova, J., and Klan, P.: Photochemical degradation of PCBs in snow, *Environ. Sci. Technol.*, 41, 8308–8314, 2007a.
- Matykiewiczova, N., Kurkova, R., Klanova, J., and Klan, P.: Photochemically induced nitration and hydroxylation of organic aromatic compounds in the presence of nitrate or nitrite in ice, *J. Photoch. Photobio. A*, 187, 24–32, 2007b.
- McConnell, J. R., Edwards, R., Kok, G. L., Flanner, M. G., Zender, C. S., Saltzman, E. S., Banta, J. R., Pasteris, D. R., Carter, M. M., and Kahl, J. D. W.: 20th-Century Industrial Black Carbon Emissions Altered Arctic Climate Forcing, *Science*, 317, 1381–1384, 2007.
- McNeill, V. F., Loerting, T., Geiger, F. M., Trout, B. L., and Molina, M. J.: Hydrogen chloride-induced surface disordering on ice, *P. Natl. Acad. Sci. USA*, 103, 9422–9427, 2006.
- McNeill, V. F., Geiger, F. M., Loerting, T., Trout, B. L., and Molina, M. J.: The interaction of hydrogen chloride with ice surfaces: the effects of grain size, surface roughness, and surface disorder, *J. Phys. Chem. A*, 111, 6274–6284, 2007.
- Meyer, T. and Wania, F.: Organic contaminant amplification during snowmelt, *Water Res.*, 42, 1847–1865, 2008.
- Meyer, T. and Wania, F.: Modeling the elution of organic chemicals from a melting homogeneous snow pack, *Water Res.*, 45, 3627–3637, 2011.
- Meyer, T., Duan, L. Y., Muradi, I., and Wania, F.: Organic contaminant release from melting snow. 1. Influence of chemical partitioning, *Environ. Sci. Technol.*, 43, 657–662, 2011a.
- Meyer, T., Lei, Y. D., and Wania, F.: Transport of polycyclic aromatic hydrocarbons and pesticides during snowmelt within an urban watershed, *Water Res.*, 45, 1147–1156, 2011b.
- Moore, R. M., Geen, C. E., and Tait, V. K.: Determination of Henry law constants for a suite of naturally-occurring halogenated methanes in seawater, *Chemosphere*, 30, 1183–1191, 1995.

**Organics in  
environmental ices:  
sources, chemistry,  
and impacts**

V. F. McNeill et al.

Title Page

Abstract

Introduction

Conclusions

References

Tables

Figures

⏪

⏩

◀

▶

Back

Close

Full Screen / Esc

Printer-friendly Version

Interactive Discussion



- Mortazavi, R., Hayes, C. T., and Ariya, P. A.: Ice nucleation activity of bacteria isolated from snow compared with organic and inorganic substrates, *Environ. Chem.*, 5, 373–381, 2008.
- Mortazavi, R., Kos, G., Kanthaswamy, V., and Ariya, P. A.: Biomaterials in Arctic, submitted, 2011.
- 5 Murphy, D. M. and Koop, T.: Review of the vapour pressures of ice and supercooled water for atmospheric applications, *Q. J. Roy. Meteor. Soc.*, 131, 1539–1565, 2005.
- Muyzer, G. and van der Kraan, G. M.: Bacteria from hydrocarbon seep areas growing on short-chain alkanes, *Trends Microbiol.*, 16, 138–141, 2008.
- Norman, L., Thomas, D. N., Stedmon, C. A., Granskog, M. A., Papadimitriou, S., Krapp, R. H.,  
10 Meiners, K. M., Lannuzel, D., van der Merwe, P., and Dieckmann, G. S.: The characteristics of dissolved organic matter (DOM) and chromophoric dissolved organic matter (CDOM) in Antarctic sea ice, *Deep-Sea Res. Pt. II*, 58, 1075–1091, 2011.
- Noziere, B., Dziedzic, P., and Cordova, A.: Formation of secondary light-absorbing “fulvic-like” oligomers: a common process in aqueous and ionic atmospheric particles?, *Geophys. Res. Lett.*, 34, L21812, doi:10.1029/2007GL031300, 2007.
- 15 Partay, L., Jedlovsky, P., Hoang, P. N. M., Picaud, S., and Mezei, M.: Free-Energy Profile of Small Solute Molecules at the Free Surfaces of Water and Ice, as Determined by Cavity Insertion Widom Calculations, *J. Phys. Chem. C*, 111, 9407–9416, 2007.
- Parungo, F. P. and Pueschel, R. F.: Ice Nucleation: Elemental Identification of Particles in Snow Crystals, *Science*, 180, 1057–1058, 1973.
- 20 Pautler, B. G., Simpson, A. J., Simpson, M. J., Tseng, L.-H., Spraul, M., Dubnick, A., Sharp, M. J., and Fitzsimmons, S. J.: Detection and Structural Identification of Dissolved Organic Matter in Antarctic Glacial Ice at Natural Abundance by SPR-W5-WATERGATE (1)H NMR Spectroscopy, *Environ. Sci. Technol.*, 45, 4710–4717, 2011.
- 25 Perovich, D. K.: The changing Arctic sea ice cover, *Oceanography*, 24, 162–173, 2011.
- Perovich, D. K. and Richter-Menge, J. A.: Surface characteristics of lead ice, *J. Geophys. Res.-Oceans*, 99, 16341–16350, 1994.
- Perrier, S., Houdier, S., Domine, F., Cabanes, A., Legagneux, L., Sumner, A. L., and Shep-son, P. B.: Formaldehyde in Arctic snow. Incorporation into ice particles and evolution in the snowpack, *Atmos. Environ.*, 36, 2695–2705, 2002.
- 30 Petitjean, M., Mirabel, P., and Le Calve, S.: Uptake measurements of acetaldehyde on solid ice surfaces and on solid/liquid supercooled mixtures doped with HNO<sub>3</sub> in the temperature range 203–253 K, *J. Phys. Chem. A*, 113, 5091–5098, 2009.

**Organics in  
environmental ices:  
sources, chemistry,  
and impacts**

V. F. McNeill et al.

Title Page

Abstract

Introduction

Conclusions

References

Tables

Figures

⏪

⏩

◀

▶

Back

Close

Full Screen / Esc

Printer-friendly Version

Interactive Discussion



- Pincock, R. E.: Reactions in frozen systems, *Accounts Chem. Res.*, 2, 97–103, 1969.
- Pouvesle, N., Kippenberger, M., Schuster, G., and Crowley, J. N.: The interaction of H<sub>2</sub>O(2) with ice surfaces between 203 and 233 K, *Phys. Chem. Chem. Phys.*, 12, 15544–15550, 2010.
- 5 Preunkert, S., Wagenbach, D., and Legrand, M.: A seasonally resolved alpine ice core record of nitrate: comparison with anthropogenic inventories and estimation of preindustrial emissions of NO in Europe, *J. Geophys. Res.-Atmos.*, 108, 4681, doi:10.1029/2003JD003475, 2003.
- Ram, K. and Anastasio, C.: Photochemistry of phenanthrene, pyrene, and fluoranthene in ice and snow, *Atmos. Environ.*, 43, 2252–2259, 2009.
- 10 Ramamurthy, V.: *Photochemistry in Organized and Constrained Media*, Wiley-VCH, Weinheim, 1991.
- Ramseier, R. O.: Self-diffusion of tritium in natural and synthetic ice monocrystals, *J. Appl. Phys.*, 38, 2553–2556, 1967.
- Ray, D., Kurkova, R., Hovorkova, I., and Klan, P.: Determination of the specific surface area of snow using ozonation of 1,1-Diphenylethylene, *Environ. Sci. Technol.*, 45, 10061–10067, 2011.
- 15 Riedel, A., Michel, C., Gosselin, M., and LeBlanc, B.: Winter-spring dynamics in sea-ice carbon cycling in the coastal Arctic Ocean, *J. Marine Syst.*, 74, 918–932, 2008.
- Rincon, A. G., Guzman, M. I., Hoffmann, M. R., and Colussi, A. J.: Optical absorptivity versus molecular composition of model organic aerosol matter, *J. Phys. Chem. A*, 113, 10512–10520, 2009.
- 20 Rincon, A. G., Guzman, M. I., Hoffmann, M. R., and Colussi, A. J.: Thermochromism of Model Organic Aerosol Matter, *J. Phys. Chem. Lett.*, 1, 368–373, 2010.
- Roberts, J. L., van Ommen, T. D., Curran, M. A. J., and Vance, T. R.: Methanesulphonic acid loss during ice-core storage: recommendations based on a new diffusion coefficient, *J. Glaciol.*, 55, 784–788, 2009.
- 25 Roth, C. M., Goss, K. U., and Schwarzenbach, R. P.: Sorption of diverse organic vapors to snow, *Environ. Sci. Technol.*, 38, 4078–4084, 2004.
- Rowland, G. A., Bausch, A. R., and Grannas, A. M.: Photochemical processing of aldrin and dieldrin in frozen aqueous solutions under arctic field conditions, *Environ. Pollut.*, 159, 1076–1084, 2011.
- 30

**Organics in  
environmental ices:  
sources, chemistry,  
and impacts**

V. F. McNeill et al.

[Title Page](#)[Abstract](#)[Introduction](#)[Conclusions](#)[References](#)[Tables](#)[Figures](#)[⏪](#)[⏩](#)[◀](#)[▶](#)[Back](#)[Close](#)[Full Screen / Esc](#)[Printer-friendly Version](#)[Interactive Discussion](#)

- Ruzicka, R., Barakova, L., and Klan, P.: Photodecarbonylation of dibenzyl ketones and trapping of radical intermediates by copper(II) chloride in frozen aqueous solutions, *J. Phys. Chem. B*, 109(19), 9346–9353, 2005.
- Salmon, R. A., Bauguitte, S. J.-B., Bloss, W., Hutterli, M. A., Jones, A. E., Read, K., and Wolff, E. W.: Measurement and interpretation of gas phase formaldehyde concentrations obtained during the CHABLIS campaign in coastal Antarctica, *Atmos. Chem. Phys.*, 8, 4085–4093, doi:10.5194/acp-8-4085-2008, 2008.
- Sareen, N., Schwier, A. N., Shapiro, E. L., Mitroo, D., and McNeill, V. F.: Secondary organic material formed by methylglyoxal in aqueous aerosol mimics, *Atmos. Chem. Phys.*, 10, 997–1016, doi:10.5194/acp-10-997-2010, 2010.
- Savarino, J. and Legrand, M.: High northern latitude forest fires and vegetation emissions over the last millenium inferred from the chemistry of a central Greenland ice core, *J. Geophys. Res.*, 103, 8267–8279, 1998.
- Saxena, P. and Hildemann, L. M.: Water-soluble organics in atmospheric particles: A critical review of the literature and application of thermodynamics to identify candidate compounds, *J. Atmos. Chem.*, 24, 57–109, 1996.
- Scatena, L. F., Brown, M. G., and Richmond, G. L.: Water at hydrophobic surface: Weak hydrogen bonding and strong orientation effects, *Science*, 292, 908–912, 2001.
- Schwier, A. N., Sareen, N., Mitroo, D. M., Shapiro, E. L., and McNeill, V. F.: Glyoxal-Methylglyoxal cross-reactions in secondary organic aerosol formation, *Environ. Sci. Technol.*, 44, 6174–6182, 2010.
- Seinfeld, J. H. and Pankow, J. F.: Organic atmospheric particulate material, *Annu. Rev. Phys. Chem.*, 54, 121–140, 2003.
- Shapiro, E. L., Szprengiel, J., Sareen, N., Jen, C. N., Giordano, M. R., and McNeill, V. F.: Light-absorbing secondary organic material formed by glyoxal in aqueous aerosol mimics, *Atmos. Chem. Phys.*, 9, 2289–2300, doi:10.5194/acp-9-2289-2009, 2009.
- Shaw, P. M., Russell, L. M., Jefferson, A., and Quinn, P. K.: Arctic organic aerosol measurements show particles from mixed combustion in spring haze and from frost flowers in winter, *Geophys. Res. Lett.*, 37, L10803, doi:10.1029/2010GL042831, 2010.
- Shepson, P. B., Ariya, P. A., Deal, C. J., Donaldson, D. J., Douglas, T. A., Loose, B., Maksym, T., Matrai, P. A., Russell, L. M., Saenz, B., Stefels, J., and Steiner, N.: Changing polar environments: interdisciplinary challenges, *EOS T. Am. Geophys. Un.*, 93, 117–124, 2012.



- Sieg, K., Fries, E., and Püttmann, W.: Analysis of benzene, toluene, ethylbenzene, xylenes and n-aldehydes in melted snow water via solid-phase dynamic extraction combined with gas chromatography/mass spectrometry, *J. Chromatogr. A*, 1178, 178–186, 2008.
- Smith, M. and Pounder, E. R.: Impurity concentration profiles in ice by an anthrone method, *Can. J. Phys.*, 38, 354–368, 1960.
- Sokolov, O. and Abbatt, J. P. D.: Adsorption to ice of n-alcohols (ethanol to 1-hexanol), acetic acid, and hexanal, *J. Phys. Chem. A*, 106, 775–782, 2002.
- Starokozhev, E., Sieg, K., Fries, E., and Puttmann, W.: Investigation of partitioning mechanism for volatile organic compounds in a multiphase system, *Chemosphere*, 82, 1482–1488, 2011.
- Starr, D. E., Pan, D., Newberg, J. T., Ammann, M., Wang, E. G., Michaelides, A., and Bluhm, H.: Acetone adsorption on ice investigated by X-ray spectroscopy and density functional theory, *Phys. Chem. Chem. Phys.*, 13, 19988–19996, 2011.
- Stubbins, A., Hood, E., Raymond, P. A., Aiken, G. R., Sleighter, R. L., Hernes, P. J., Butman, D., Hatcher, P. G., Striegl, R. G., Schuster, P., Abdulla, H. A. N., Vermilyea, A. W., Scott, D. T., and Spencer, R. G. M.: Anthropogenic aerosols as a source of ancient dissolved organic matter in glaciers, *Nat. Geosci.*, 5, 198–201, 2012.
- Sumner, A. L. and Shepson, P. B.: Snowpack production of formaldehyde and its effect on the Arctic troposphere, *Nature*, 398, 230–233, 1999.
- Sumner, A. L., Shepson, P. B., Grannas, A. M., Bottenheim, J. W., Anlauf, K. G., Worthy, D., Schroeder, W. H., Steffen, A., Domine, F., Perrier, S., and Houdier, S.: Atmospheric chemistry of formaldehyde in the Arctic troposphere at Polar Sunrise, and the influence of the snowpack, *Atmos. Environ.*, 36, 2553–2562, 2002.
- Sun, J. M., Ariya, P. A., Leighton, H. G., and Yau, M. K.: Mystery of ice multiplication in warm-based precipitating shallow cumulus clouds, *Geophys. Res. Lett.*, 37, L10802, doi:10.1029/2010GL042440, 2010.
- Symington, A., Cox, R. A., and Fernandez, M. A.: Uptake of Organic Acids on Ice Surfaces: Evidence for Surface Modification and Hydrate Formation, *Z. Phys. Chem.*, 224, 1219–1245, 2010.
- Szyrmer, W. and Zawadzki, I.: Biogenic and anthropogenic sources of ice-forming nuclei: A review, *B. Am. Meteorol. Soc.*, 78, 209–228, 1997.
- Takenaka, N. and Bandow, H.: Chemical kinetics of reactions in the unfrozen solution of ice, *J. Phys. Chem. A*, 111, 8780–8786, 2007.

**Organics in  
environmental ices:  
sources, chemistry,  
and impacts**

V. F. McNeill et al.

Title Page

Abstract

Introduction

Conclusions

References

Tables

Figures

⏪

⏩

◀

▶

Back

Close

Full Screen / Esc

Printer-friendly Version

Interactive Discussion



**Organics in  
environmental ices:  
sources, chemistry,  
and impacts**

V. F. McNeill et al.

Title Page

Abstract

Introduction

Conclusions

References

Tables

Figures

⏪

⏩

◀

▶

Back

Close

Full Screen / Esc

Printer-friendly Version

Interactive Discussion



5 Takenaka, N., Tanaka, M., Okitsu, K., and Bandow, H.: Rise in the pH of an unfrozen solution in ice due to the presence of NaCl and promotion of decomposition of gallic acids owing to a change in the pH., *J. Phys. Chem. A*, 110, 10628–10632, 2006.

Thibert, E. and Domine, F.: Thermodynamics and Kinetics of the Solid Solution of HCl in Ice, *J. Phys. Chem. B*, 101, 3554–3565, 1997.

Thibert, E. and Domine, F.: Thermodynamics and Kinetics of the Solid Solution of HNO<sub>3</sub> in Ice, *J. Phys. Chem. B*, 102, 4432–4439, 1998.

Thomas, D. N. and Dieckmann, G. S.: Ocean science – Antarctic Sea ice – a habitat for extremophiles, *Science*, 295, 641–644, 2002.

10 Timmis, K. N. and Pieper, D. H.: Bacteria designed for bioremediation, *Trends Biotechnol.*, 17, 201–204, 1999.

Tschumi, J. and Stauffer, B.: Reconstructing past atmospheric CO<sub>2</sub> concentration based on ice-core analyses: Open questions due to in situ production of CO<sub>2</sub> in the ice., *J. Glaciol.*, 46, 45–53, 2000.

15 Ullerstam, M. and Abbatt, J. P. D.: Burial of gas-phase HNO<sub>3</sub> by growing ice surfaces under tropospheric conditions, *Phys. Chem. Chem. Phys.*, 7, 3596–3600, 2005.

Uritski, A. and Huppert, D.: Photoacid-base reaction in ice via a mobile L-defect, *J. Phys. Chem. A*, 112, 3066–3078, 2008.

20 Uritski, A., Presiado, I., Erez, Y., Gepshtein, R., and Huppert, D.: Classification of acids and acidities in I-h Ice II: Reversible photoacids as a probe for proton concentration., *J. Phys. Chem. C*, 113, 12901–12910, 2009a.

Uritski, A., Presiado, I., Erez, Y., Gepshtein, R., and Huppert, D.: Temperature dependence of proton diffusion in I-h ice, *J. Phys. Chem. C*, 113, 10285–10296, 2009b.

25 Usenko, S., Smonich, S. L. M., Hageman, K. J., Schrlau, J. E., Geiser, L., Campbell, D. H., Appleby, P. G., and Landers, D. H.: Sources and deposition of polycyclic aromatic hydrocarbons to Western US National Parks, *Environ. Sci. Technol.*, 44, 4512–4518, 2010.

von Hessberg, P., Pouvesle, N., Winkler, A. K., Schuster, G., and Crowley, J. N.: Interaction of formic and acetic acid with ice surfaces between 187 and 227 K. Investigation of single species- and competitive adsorption, *Phys. Chem. Chem. Phys.*, 10, 2345–2355, 2008.

30 von Schneidemesser, E., Schauer, J. J., Shafer, M. M., Hagler, G. S. W., Bergin, M. H., and Steig, E. J.: A method for the analysis of ultra-trace levels of semi-volatile and non-volatile organic compounds in snow and application to a Greenland snow pit, *Polar Sci.*, 2, 251–266, 2008.

**Organics in  
environmental ices:  
sources, chemistry,  
and impacts**

V. F. McNeill et al.

[Title Page](#)[Abstract](#)[Introduction](#)[Conclusions](#)[References](#)[Tables](#)[Figures](#)[⏪](#)[⏩](#)[◀](#)[▶](#)[Back](#)[Close](#)[Full Screen / Esc](#)[Printer-friendly Version](#)[Interactive Discussion](#)

- Voisin, D., Jaffrezo, J.-L., Houdier, S., Barret, M., Cozic, J., King, M. D., France, J. L., Reay, H. J., Grannas, A. M., Kos, G., Ariya, P. A., Beine, H. J., and Domine, F.: Carbonaceous species and HUMic Like Substances (HULIS) in Arctic snowpack during OASIS field campaign in Barrow, *J. Geophys. Res.*, in press, 2012.
- 5 Walker, J. D., Seesman, P. A., Herbert, T. L., and Colwell, R. R.: Petroleum Hydrocarbons – degradation and growth potential of deep-sea sediment bacteria, *Environ. Pollut.*, 10, 89–99, 1976.
- Wania, F., Mackay, D., and Hoff, J. T.: The importance of snow scavenging of polychlorinated biphenyl and polycyclic aromatic hydrocarbon vapors, *Environ. Sci. Technol.*, 33, 195–197, 10 1999.
- Warren, S. G. and Wiscombe, W. J.: A Model for the spectral albedo of snow. II: Snow containing atmospheric aerosols, *J. Atmos. Sci.*, 37, 2734–2745, 1980.
- Weber, J., Kurkova, R., Klanova, J., Klan, P., and Halsall, C. J.: Photolytic degradation of methylparathion and fenitrothion in ice and water: Implications for cold environments, *Environ. Pollut.*, 157, 3308–3313, 2009.
- 15 Wettlaufer, J. S.: Impurity effects in the premelting of ice, *Phys. Rev. Lett.*, 82, 2516–2519, 1999.
- Williams, M. W., Helmig, D., and Blanken, P.: White on green: under-snow microbial processes and trace gas fluxes through snow, Niwot Ridge, Colorado Front Range, *Biogeochemistry*, 20 95, 1–12, 2009.
- Winterhalter, R., Kippenberger, M., Williams, J., Fries, E., Sieg, K., and Moortgat, G. K.: Concentrations of higher dicarboxylic acids C<sub>5</sub>–C<sub>13</sub> in fresh snow samples collected at the High Alpine Research Station Jungfraujoch during CLACE 5 and 6, *Atmos. Chem. Phys.*, 9, 2097–2112, doi:10.5194/acp-9-2097-2009, 2009.
- 25 Workman, E. J. and Reynolds, S. E.: Electrical phenomena occurring during the freezing of dilute aqueous solutions and their possible relationship to thunderstorm electricity, *Phys. Rev.*, 78, 254–259, 1950.
- Wren, S. N., Kahan, T. F., Jumaa, K. B., and Donaldson, D. J.: Spectroscopic studies of the heterogeneous reaction between O-3(g) and halides at the surface of frozen salt solutions, *J. Geophys. Res.-Atmos.*, 115, D16309, doi:10.1029/2010JD013929, 2010.
- 30 Xu, Y., Simpson, A. J., Eyles, N., and Simpson, M. J.: Sources and molecular composition of cryoconite organic matter from the Athabasca Glacier, Canadian Rocky Mountains, *Org. Geochem.*, 41, 177–186, 2010.

- Yamamoto, S., Alcauskas, J. B., and Crozier, T. E.: Solubility of methane in distilled water and seawater, *J. Chem. Eng. Data*, 21, 78–80, 1976.
- Yasunari, T. J., Bonasoni, P., Laj, P., Fujita, K., Vuillermoz, E., Marinoni, A., Cristofanelli, P., Duchi, R., Tartari, G., and Lau, K.-M.: Estimated impact of black carbon deposition during pre-monsoon season from Nepal Climate Observatory – Pyramid data and snow albedo changes over Himalayan glaciers, *Atmos. Chem. Phys.*, 10, 6603–6615, doi:10.5194/acp-10-6603-2010, 2010.
- 5 Yaws, C. L.: *Yaws' Handbook of Thermodynamic and Physical Properties of Chemical Compounds*, Knovel, 2003.

ACPD

12, 8857–8920, 2012

**Organics in  
environmental ices:  
sources, chemistry,  
and impacts**

V. F. McNeill et al.

Title Page

Abstract

Introduction

Conclusions

References

Tables

Figures

⏪

⏩

◀

▶

Back

Close

Full Screen / Esc

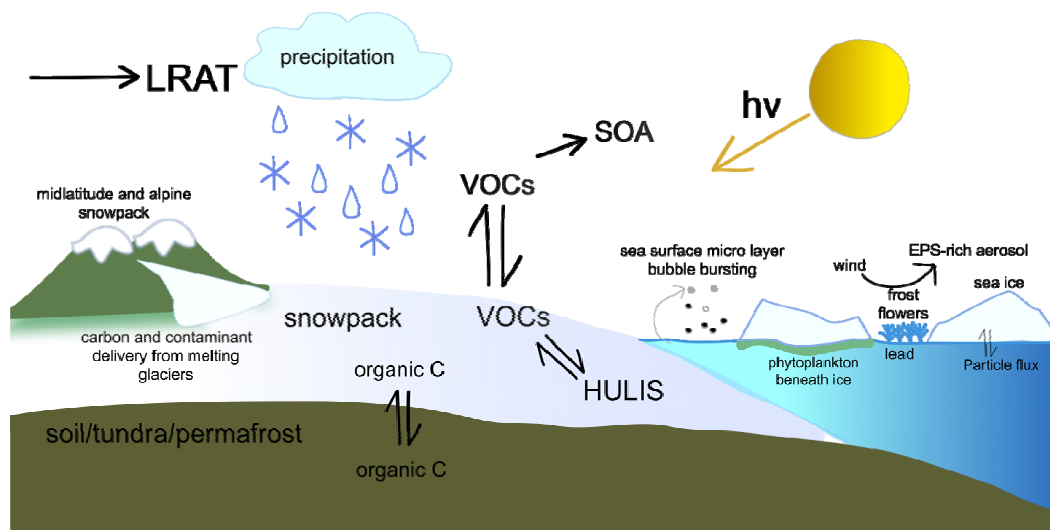
Printer-friendly Version

Interactive Discussion



## Organics in environmental ices: sources, chemistry, and impacts

V. F. McNeill et al.



**Fig. 1.** Biogeochemical cycle of organic carbon in the cryosphere. LRAT: long range atmospheric transport. VOC: volatile organic compound. SOA: secondary organic aerosol. HULIS: humic-like substances. EPS: exopolymeric substances.

Title Page

Abstract

Introduction

Conclusions

References

Tables

Figures

◀

▶

◀

▶

Back

Close

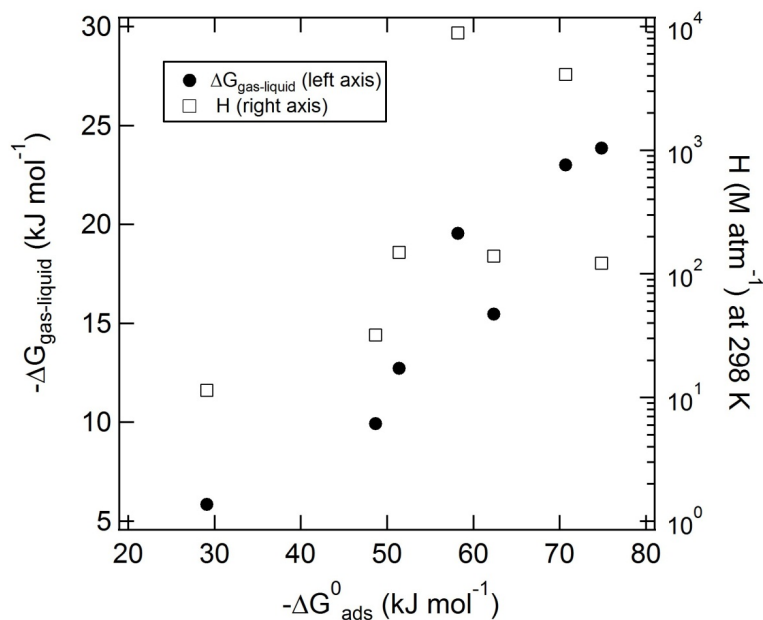
Full Screen / Esc

Printer-friendly Version

Interactive Discussion

## Organics in environmental ices: sources, chemistry, and impacts

V. F. McNeill et al.

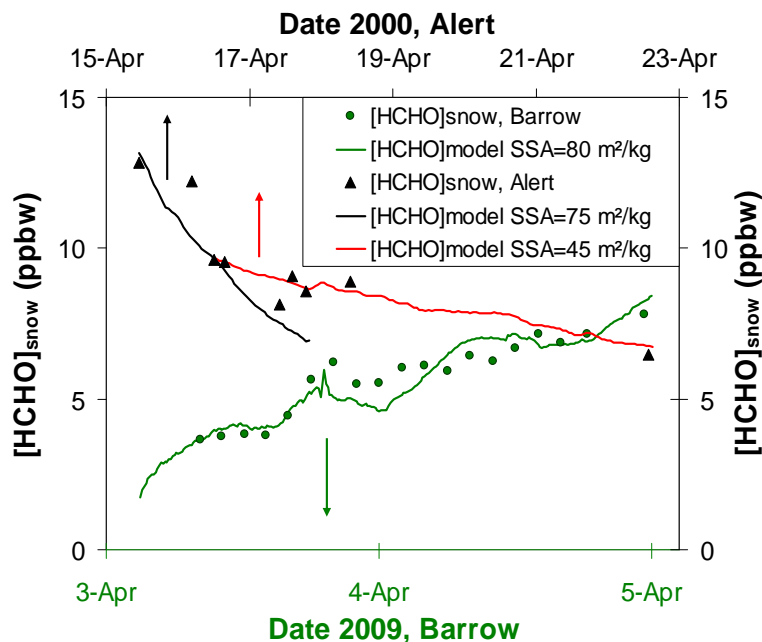


**Fig. 2.** Summary of standard Gibbs free energy of adsorption ( $\Delta G_{\text{ads}}^0$ , see Eq. 2) data for organic species on ice, shown along with the free energy of condensation at 228 K,  $\Delta G_{\text{gas-liquid}}$ , and the Henry's law constant for pure water at 298 K, H. From left to right, the symbols are data for acetaldehyde, acetone, methanol, formic acid, ethanol, acetic acid, and 1-butanol. See text for details.

[Title Page](#)
[Abstract](#)
[Introduction](#)
[Conclusions](#)
[References](#)
[Tables](#)
[Figures](#)
[◀](#)
[▶](#)
[◀](#)
[▶](#)
[Back](#)
[Close](#)
[Full Screen / Esc](#)
[Printer-friendly Version](#)
[Interactive Discussion](#)

## Organics in environmental ices: sources, chemistry, and impacts

V. F. McNeill et al.

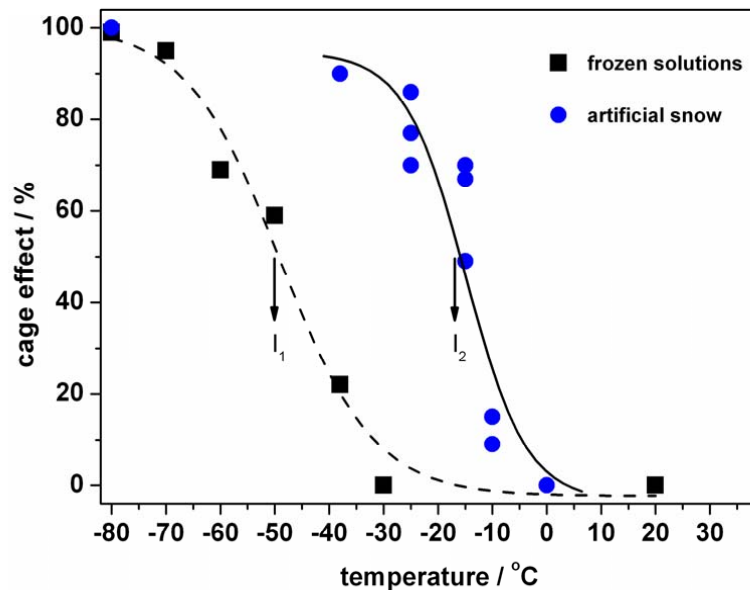


**Fig. 3.** Interpretation of changes in the HCHO concentration,  $[HCHO]_{\text{snow}}$  in surface snow at Alert in 2000 and at Barrow in 2009, by solid state diffusion of HCHO in and out of snow crystals, after Barret et al. (2011a,b). Based on time series of  $P_{\text{HCHO}}$ , on the specific surface area (SSA) of the snow, Barret et al. modeled  $[HCHO]$  and found a good agreement between modeled and measured values. SSA was kept constant in the Barrow case, as variations were small over 2 days. For the Alert case, 2 values were used to account for changes over 7 days, as the model does not allow SSA continuous variations.

[Title Page](#)
[Abstract](#)
[Introduction](#)
[Conclusions](#)
[References](#)
[Tables](#)
[Figures](#)
[⏪](#)
[⏩](#)
[◀](#)
[▶](#)
[Back](#)
[Close](#)
[Full Screen / Esc](#)
[Printer-friendly Version](#)
[Interactive Discussion](#)

**Organics in  
environmental ices:  
sources, chemistry,  
and impacts**

V. F. McNeill et al.



**Fig. 4.** The cage effect, determined for frozen and artificial snow samples. The inflection points ( $I_1$  and  $I_2$ ) are the temperatures at which the rates of radical diffusion and recombination become equal (Ruzicka et al., 2005; Kurkova et al., 2011).

[Title Page](#)[Abstract](#)[Introduction](#)[Conclusions](#)[References](#)[Tables](#)[Figures](#)[⏪](#)[⏩](#)[◀](#)[▶](#)[Back](#)[Close](#)[Full Screen / Esc](#)[Printer-friendly Version](#)[Interactive Discussion](#)