

This discussion paper is/has been under review for the journal Atmospheric Chemistry and Physics (ACP). Please refer to the corresponding final paper in ACP if available.

α -pinene photooxidation under controlled chemical conditions – Part 1: Gas-phase composition in low- and high-NO_x environments

N. C. Eddingsaas¹, C. L. Loza¹, L. D. Yee², J. H. Seinfeld^{1,2}, and P. O. Wennberg^{2,3}

¹Division of Chemistry and Chemical Engineering, California Institute of Technology, Pasadena, CA, USA

²Division of Engineering and Applied Science, California Institute of Technology, Pasadena, CA, USA

³Division of Geological and Planetary Sciences, California Institute of Technology, Pasadena, CA, USA

Received: 29 December 2011 – Accepted: 8 February 2012 – Published: 1 March 2012

Correspondence to: N. C. Eddingsaas (eddingsa@caltech.edu)

Published by Copernicus Publications on behalf of the European Geosciences Union.

ACPD

12, 6447–6483, 2012

α -pinene
photooxidation
gas-phase
composition

N. C. Eddingsaas et al.

Title Page

Abstract

Introduction

Conclusions

References

Tables

Figures

⏪

⏩

◀

▶

Back

Close

Full Screen / Esc

Printer-friendly Version

Interactive Discussion

Abstract

The OH oxidation of α -pinene under both low- and high-NO_x environments was studied in the Caltech atmospheric chambers. Ozone was kept low to ensure OH was the oxidant. The initial α -pinene concentration was 20–50 ppb to ensure that the dominant peroxy radical pathway under low-NO_x conditions is reaction with HO₂ and under high-NO_x conditions, reactions with NO. Here we present the gas-phase results observed. Under low-NO_x conditions the main first generation oxidation products are α -pinene hydroxy hydroperoxide and pinonaldehyde, accounting for over 40 % of the yield. In all, 65–75 % of the carbon can be accounted for in the gas phase; this excludes first-generation products that enter the particle phase. We suggest that pinonaldehyde forms from RO₂ + HO₂ through an alkoxy radical channel that regenerates OH, a mechanism typically associated with acyl peroxy radicals, not alkyl peroxy radicals. The OH oxidation and photolysis of α -pinene hydroxy hydroperoxides leads to further production of pinonaldehyde, resulting in total pinonaldehyde yield from low-NO_x OH oxidation of ~33 %. The low-NO_x OH oxidation of pinonaldehyde produces a number of carboxylic acids and peroxyacids known to be important secondary organic aerosol components. Under high-NO_x conditions, pinonaldehyde was also found to be the major first-generation OH oxidation product. The high-NO_x OH oxidation of pinonaldehyde did not produce carboxylic acids and peroxyacids. A number of organonitrates and peroxyacyl nitrates are observed and identified from α -pinene and pinonaldehyde.

1 Introduction

The emissions of biogenic volatile organic compounds (BVOCs) far outnumber those of anthropogenic VOCs (Guenther et al., 1995; Steinbrecher et al., 2009; Monks et al., 2009). Excluding methane, BVOCs are estimated to account for a flux of ~1150 Tg C yr⁻¹, while anthropogenic VOCs account for only ~140 Tg C yr⁻¹ (Guenther et al., 1995; Goldstein and Galbally, 2007). Important BVOCs include isoprene,

ACPD

12, 6447–6483, 2012

α -pinene photooxidation gas-phase composition

N. C. Eddingsaas et al.

Title Page

Abstract

Introduction

Conclusions

References

Tables

Figures

⏪

⏩

◀

▶

Back

Close

Full Screen / Esc

Printer-friendly Version

Interactive Discussion



(flux of $\sim 500 \text{ Tg C yr}^{-1}$) and the monoterpenes ($\sim 127 \text{ Tg C yr}^{-1}$) of which α -pinene accounts for $\sim 50 \text{ Tg C yr}^{-1}$ (Guenther et al., 1995; Chung and Seinfeld, 2002). Because they are unsaturated, these compounds are highly reactive towards OH, O₃, and NO₃ and thus play an important role in tropospheric chemistry. The atmospheric oxidation of BVOCs also results in the formation of secondary organic aerosol (SOA). Monoterpenes are significant sources of SOA due to their large emission rate and high SOA yield (Hoffmann et al., 1997; Pye et al., 2010).

The gas-phase oxidation of simple alkanes and alkenes is well understood and most tropospheric chemical mechanisms use laboratory studies of reactions of these species to inform the parameterization of the atmospheric oxidation of VOCs. Many BVOCs, including isoprene, which has a conjugated double bond system, and α -pinene which is a bicyclic hydrocarbon with an endocyclic double bond, however, have much more complicated chemistry than the simple alkanes and alkenes. For example, recent experimental and theoretical studies with isoprene have shown that its atmospheric chemistry is not well modeled by the reactions of simple alkenes, especially under low-NO_x (NO and NO₂) conditions (Paulot et al., 2009b; Peeters and Muller, 2010; Crouse et al., 2011).

α -pinene is a ten-carbon bicyclic hydrocarbon with an endocyclic double bond and, therefore, has the potential to react in ways not represented by simple alkenes. In addition, α -pinene is highly reactive with both O₃ and OH, reacting in the atmosphere with α -pinene nearly equally, adding to the richness of its atmospheric photochemistry (Capouet et al., 2008). Despite a number of studies of OH oxidation of α -pinene, large uncertainties in the identity and yields of its reaction products remain. For instance, the reported yield of pinonaldehyde from the photooxidation of α -pinene ranges from 28 to 87% in the presence of NO_x and from 3 to 37% in the absence of NO_x (Arey et al., 1990; Hatakeyama et al., 1991; Noziere et al., 1999; Jaoui and Kamens, 2001; Wisthaler et al., 2001; Aschmann et al., 2002; Lee et al., 2006). In addition, the molecular structure of major products identified by mass (e.g. 184 and 200 daltons) are subject to debate (Aschmann et al., 2002; Vereecken et al., 2007). The photooxidation

α -pinene photooxidation gas-phase composition

N. C. Eddingsaas et al.

Title Page

Abstract

Introduction

Conclusions

References

Tables

Figures

⏪

⏩

◀

▶

Back

Close

Full Screen / Esc

Printer-friendly Version

Interactive Discussion

product with molecular mass 184 has been assigned to an unsaturated hydroperoxy carbonyl (Vereecken et al., 2007) or a dihydroxy carbonyl (Aschmann et al., 2002). A better understanding of α -pinene gas-phase chemistry will increase the accuracy of α -pinene atmospheric chemistry models and provide insight into atmospheric photooxidation mechanisms in general.

In this study, we isolate the peroxy radical reaction pathways to investigate the photochemistry of α -pinene. We have studied these reactions under low-NO_x conditions similar to those found in the atmosphere, where RO₂ + HO₂ is the dominant peroxy radical reaction, and other reactions are suppressed (RO₂ + RO₂ and reactions with O₃). We contrast these conditions with results from the gas-phase photooxidation of α -pinene under high-NO_x (with varied amounts of NO₂ to study both RO₂ + NO and RO₂ + NO₂). We focus our analysis on low-NO_x rather than high-NO_x chemistry because the low-NO_x chemistry of α -pinene is less well-characterized yet it is more atmospherically-relevant (Pye et al., 2010). In a forthcoming paper, SOA yields and composition formed from the controlled chemical conditions described here will be presented.

2 Experimental

Photooxidation experiments of α -pinene were performed in the Caltech dual 28 m³ Teflon chambers. Details of the chamber facilities have been described elsewhere (Cocker et al., 2001; Keywood et al., 2004). A few photooxidation experiments were performed in a ~1 m³ bag enclosed in a small, black walled chamber with UV-lights lining one wall, as described by Crouse et al. (2011). Prior to each run, the chamber was flushed for a minimum of 24 h with dry purified air. While being flushed, the chamber was irradiated with the chamber lights for a minimum of six hours. The temperature, relative humidity (RH), and concentrations of O₃, and NO_x (NO and NO₂) were continuously monitored. In all experiments the RH was kept below 10%. Aerosol size distribution and number concentration were measured continuously by a differential mobility analyzer (DMA, TSI model 3081) coupled to a condensation nucleus counter

α -pinene photooxidation gas-phase composition

N. C. Eddingsaas et al.

Title Page

Abstract

Introduction

Conclusions

References

Tables

Figures

⏪

⏩

◀

▶

Back

Close

Full Screen / Esc

Printer-friendly Version

Interactive Discussion

(TSI model 3760). Information on aerosol measurements can be found in part 2, where aerosol formation, growth, and composition are discussed.

Experiments were performed under low- and high-NO_x conditions. Under low-NO_x conditions, photolysis of hydrogen peroxide (H₂O₂) was the OH source, while for the high-NO_x experiments the photolysis of nitrous acid (HONO) or methyl nitrite (CH₃ONO) produced OH. For low-NO_x experiments, 280 μl of 50 wt % H₂O₂ was injected into the chamber resulting in an H₂O₂ concentration ~4 ppm. The two different OH sources used during the high-NO_x experiments provided the mechanism to vary the NO to NO₂ ratio, with a higher quantity of NO₂ in the CH₃ONO experiments. HONO was prepared daily by dropwise addition of 15 ml of 1 wt % NaNO₂ into 30 ml of 10 wt % H₂SO₄ in a glass bulb, and then introduced into the chamber with dry air. This process produces NO and NO₂ as side products, which are also introduced to the chamber. CH₃ONO was synthesized, purified, and stored according to the procedure outlined by Taylor et al. (1980). CH₃ONO was warmed from liquid nitrogen temperatures and vaporized into an evacuated 500 ml glass bulb and introduced into the chamber with an air stream of 5 l min⁻¹. After addition of CH₃ONO, 300–400 ppb of NO was added to the chamber to suppress the formation of O₃. Determination of exact NO and NO₂ concentrations using the commercial NO_x monitor was precluded due to interferences by both HONO and CH₃ONO. At the start of all high-NO_x experiments the total NO_x reading (NO, NO_x, and interference from HONO or CH₃ONO) was 800 ppb and NO concentration throughout the experiments was such that the concentration of O₃ never exceeded 5 ppb.

α-pinene was added to the chamber to achieve a concentration of 20–50 ppb by passing dry air through a bulb containing a known volume of *α*-pinene. The mixing ratio of *α*-pinene was monitored by gas chromatography (Agilent 6890N) coupled with a flame ionization detector (GC-FID). The GC-FID was calibrated using a 55 l Teflon bag containing a known concentration of pure *α*-pinene. Gas phase photooxidation products were monitored using triple-quadrupole chemical ionization mass spectrometry (CIMS) (St. Clair et al., 2010).

***α*-pinene
photooxidation
gas-phase
composition**

N. C. Eddingsaas et al.

Title Page

Abstract

Introduction

Conclusions

References

Tables

Figures

⏪

⏩

◀

▶

Back

Close

Full Screen / Esc

Printer-friendly Version

Interactive Discussion



**α -pinene
photooxidation
gas-phase
composition**

N. C. Eddingsaas et al.

Title Page

Abstract

Introduction

Conclusions

References

Tables

Figures



Back

Close

Full Screen / Esc

Printer-friendly Version

Interactive Discussion



Details of the operation of the CIMS can be found in a number of previous reports (Crouse et al., 2006; Paulot et al., 2009a; St. Clair et al., 2010) and therefore only a brief description is presented here. The CIMS was operated in negative ion mode using CF_3O^- as the reagent ion, and in the positive ion mode using H_3O^+ for proton transfer mass spectrometry (PTR-MS). In negative mode, CF_3O^- is sensitive to the detection of polar and acidic compounds by either clustering with the analyte (R) resulting in an ion with a mass-to-charge ratio (m/z) $\text{MW}+85$ ($\text{R}\cdot\text{CF}_3\text{O}^-$) or via fluorine ion transfer resulting in m/z $\text{MW}+19$ ($\text{HF}\cdot\text{R}_{-\text{H}}^-$). The dominant ionization mechanism depends mostly on the acidity of the neutral species; highly acidic species such as nitric acid only form the fluorine transfer ion, while non-acidic species such as methyl hydrogen peroxide form only the cluster ion. This separation aids both in the determination of the structure of a molecule and in the identification of isomers. In negative mode, tandem mass spectrometry (MS/MS) was used to help identify functional groups of an analyte. In brief, a parent ion selected in the first quadrupole is exposed to an elevated pressure of N_2 resulting in collision-induced dissociation (CID) in the second quadrupole, and the resulting fragmentation ions are detected in the third quadrupole. Molecules with different functional groups have been shown to fragment differently by CID and thus the detection of certain fragment ions in quadrupole three can aid in the identification of an analyte. For instance, hydroperoxides form a characteristic fragment at m/z 63 (Paulot et al., 2009b).

Standards are not available for most of the VOCs described here and thus the sensitivity of the CIMS is related to the thermal capture rate and the binding energy of the cluster ($\text{VOC}\cdot\text{CF}_3\text{O}^-$). Details on calculating the sensitivity of the CIMS to a given analyte can be found in previous publications (Paulot et al., 2009a,b).

3 Results and discussion

The goal of this study is to determine the gas-phase reaction products and mechanism of the photooxidation of α -pinene by OH under both low- NO_x and high- NO_x conditions. In both cases, the experiment is designed such that α -pinene only reacts with OH and

that a single peroxy radical reaction is dominant. Under ambient conditions, α -pinene reacts at an approximately equal rate with O_3 ($k_{O_3} = 9.0 \times 10^{-17} \text{ cm}^3 \text{ molecules}^{-1} \text{ s}^{-1}$) and OH ($k_{OH} = 5.3 \times 10^{-11} \text{ cm}^3 \text{ molecules}^{-1} \text{ s}^{-1}$) (Sander et al., 2006; Atkinson et al., 2006). To isolate the OH chemistry, the formation of O_3 was suppressed.

Under low- NO_x conditions, photolysis of H_2O_2 resulted in steady state OH concentration of $\sim 2 \times 10^6 \text{ cm}^{-3}$ and an HO_2 concentration $\sim 1 \times 10^{10} \text{ cm}^{-3}$. The OH and HO_2 concentrations were determined from a kinetic molecular model of α -pinene OH reaction which is described in detail in Sect. 3.2 and in the Supplement. In brief, OH is produced by the photolysis of H_2O_2 and is primarily consumed by reactions with VOCs in the chamber and with H_2O_2 . The reaction of OH and H_2O_2 produces HO_2 . The photolysis rate of H_2O_2 used in the model and the OH concentration determined by the model were confirmed by comparison of the gas-phase concentrations of H_2O_2 and α -pinene from the experiment and the model (Fig. S1). These OH concentrations are similar to those observed in the troposphere; however, the HO_2 concentrations are about an order of magnitude greater than levels typically observed in rural or remote areas (Lelieveld et al., 2008; Ren et al., 2008; Wolfe et al., 2011). The O_3 concentration at the start of each experiment was < 4 ppb and typically did not exceed 12 ppb over the course of an experiment (in one experiment, conducted for 20 h, the O_3 concentration increased nearly linearly from 4 to 25 ppb). Modeling of these oxidant concentrations indicated that reaction with O_3 accounted for $< 3\%$ of the α -pinene loss.

In the oxidation of α -pinene by OH, OH adds predominantly to the endocyclic double bond, followed by addition of O_2 to the resulting β -hydroxy alkyl radical producing a hydroxy peroxy radical. OH abstraction of a hydrogen from α -pinene occurs with a yield of $\sim 12\%$, resulting in a peroxy radical when O_2 reacts with the alkyl radical (Capouet et al., 2004). Under low- NO_x conditions the peroxy radical can react with either HO_2 or with another RO_2 (self or cross-reactions). Here we seek to emulate atmospheric conditions where $RO_2 + HO_2$ dominates. To confirm that the $RO_2 + HO_2$ pathway dominated in our experiments, a kinetic model was constructed, as described in Sect. 3.2 and the Supplement. For the experimental conditions (with initial

α -pinene photooxidation gas-phase composition

N. C. Eddingsaas et al.

Title Page

Abstract

Introduction

Conclusions

References

Tables

Figures

⏪

⏩

◀

▶

Back

Close

Full Screen / Esc

Printer-friendly Version

Interactive Discussion

concentration of α -pinene of 20–50 ppb), the kinetic model indicates that less than 1 % of the peroxy radical reactions proceed via $RO_2 + RO_2$.

For high- NO_x photooxidation experiments, OH is generated from the photolysis of either HONO or methyl nitrite. When HONO is synthesized, NO and NO_2 are produced as side products, which are also introduced to the chamber when HONO is injected. Methyl nitrite is synthesized pure and upon photolysis eventually produces OH and NO_2 :



When methyl nitrite was used as the OH source, 300 to 400 ppb of NO was added to suppress O_3 production. Under the conditions used, the peroxy radicals formed from the OH reaction of α -pinene react with NO and not RO_2 or HO_2 . This is confirmed by the lack of $RO_2 + HO_2$ or $RO_2 + RO_2$ reaction products during high- NO_x photooxidation. The exact ratio of NO to NO_2 is not known as both HONO and methyl nitrite interfere with the signals from the chemiluminescence NO_x instrument; however, it was determined that a higher NO_2 concentration exists during methyl nitrite photolysis due to the increased production of peroxyacetyl nitrates (PANs) which result from the $RO_2 + NO_2$ reaction.

3.1 Gas phase composition from low- NO_x photooxidation of α -pinene

The principal first-generation oxidation products observed from the low- NO_x photooxidation of α -pinene were α -pinene hydroxy hydroperoxide and pinonaldehyde. Production of α -pinene hydroperoxide from H-abstraction and α -pinene oxide are also observed (see Fig. 1 for proposed reaction mechanism for α -pinene and Fig. 2 for pinonaldehyde). The time traces from the CIMS are shown in Fig. 3 along with those

α -pinene photooxidation gas-phase composition

N. C. Eddingsaas et al.

Title Page

Abstract

Introduction

Conclusions

References

Tables

Figures

⏪

⏩

◀

▶

Back

Close

Full Screen / Esc

Printer-friendly Version

Interactive Discussion



from a number of the minor oxidation products. The identification of each of these signals is discussed below.

α -pinene hydroxy hydroperoxide is observed at m/z (-) 271 (molecular weight + CF_3O^-) by the CIMS. It is expected to be a major product of the reaction channel of $\text{RO}_2 + \text{HO}_2$. Three different α -pinene hydroxy hydroperoxide isomers are formed; two β -hydroxy hydroperoxides and one ring opened hydroxy hydroperoxide containing a double bond (see Fig. 1). The subsequent reaction pathways of these three α -pinene hydroxy hydroperoxides are expected to be different and will lead to distinct reaction products, as discussed in Sect. 3.2. We estimate that the initial yield of α -pinene hydroxy hydroperoxide is $\sim 23\%$. This estimate accounts for the small yield of pinic acid, which has the same molecular weight as these peroxides ($\text{MW} = 186$). Similar to other carboxylic acids, ionization of pinic acid by CF_3O^- yields approximately equal amounts of signal at 271 and 205 ($\text{MW}_{-\text{H}} + \text{HF}$). This allows us to use the signal at m/z 205 to insure that the pinic acid concentration does not significantly impact the hydroperoxide yield estimate.

Pinonaldehyde is nonpolar and is observed only in positive mode of the CIMS. Pinonaldehyde was synthesized to directly observe the OH oxidation of pinonaldehyde; however, the synthesized sample was not of sufficient purity to calibrate the CIMS response. While we cannot report an absolute yield for pinonaldehyde, we observe that the yield under low- NO_x conditions is $2/3$ of that under high- NO_x conditions. As pinonaldehyde is one of the main products of α -pinene oxidation by any atmospheric oxidant, it has been widely studied. Although the reported yield of pinonaldehyde under high- NO_x conditions varies widely from 27–87% (Arey et al., 1990; Hatakeyama et al., 1991; Noziere et al., 1999; Wisthaler et al., 2001; Jaoui and Kamens, 2001; Aschmann et al., 2002; Lee et al., 2006), most of the measured yields are between 27–35%. The very high yields were measured by FTIR which may be biased by interference from other carbonyls (Noziere et al., 1999; Hatakeyama et al., 1991). Assuming that under high- NO_x conditions the pinonaldehyde yield is between 27–35%, we estimate that the low- NO_x yield is about 20%.

α -pinene photooxidation gas-phase composition

N. C. Eddingsaas et al.

[Title Page](#)[Abstract](#)[Introduction](#)[Conclusions](#)[References](#)[Tables](#)[Figures](#)[⏪](#)[⏩](#)[◀](#)[▶](#)[Back](#)[Close](#)[Full Screen / Esc](#)[Printer-friendly Version](#)[Interactive Discussion](#)

Pinonaldehyde has been observed from the low-NO_x photooxidation of α -pinene previously; however, it is typically assigned as a product of RO₂ + RO₂ chemistry (Noziere et al., 1999; Larsen et al., 2001). Here, however, the chemistry is overwhelmingly dominated by RO₂ + HO₂ (i.e. low α -pinene concentration and relatively high HO₂ concentration). This is confirmed by the photooxidation products observed. The two main reaction channels for alkyl peroxy radicals with other RO₂ are:



resulting in the formation of alcohols and carbonyls from Reaction (4) and alkoxy radicals from Reaction (5). In the case of α -pinene, these would be β -diols, β -hydroxy carbonyl, and hydroxy alkoxy radicals. The six member ring of the hydroxy alkoxy radical will then open forming pinonaldehyde. There is no indication of either β -diols or β -hydroxyl carbonyl being formed during the present experiments. In the case of alkyl peroxy radicals reacting with HO₂, the main reaction channel is:



which forms hydroperoxides. For α -pinene, Reaction (6) will produce the observed α -pinene hydroxy hydroperoxide. For many small alkyl peroxy radicals it has been shown to be the only channel (Hasson et al., 2004; Teresa et al., 2007; Noell et al., 2010).

If Reaction (6) was the only channel, there would be no route to pinonaldehyde production. One possible route to pinonaldehyde is a radical channel (see Fig. 1):



similar to those known to be important for acetyl peroxy radicals (Hasson et al., 2004; Dillon and Crowley, 2008) and possibly for the reaction of OH with toluene (Birdsall et al., 2010). If this is the route to pinonaldehyde formation, an OH recycling channel would also be of importance in the reaction of OH with α -pinene under low-NO_x conditions.

α -pinene photooxidation gas-phase composition

N. C. Eddingsaas et al.

Title Page

Abstract

Introduction

Conclusions

References

Tables

Figures

⏪

⏩

◀

▶

Back

Close

Full Screen / Esc

Printer-friendly Version

Interactive Discussion



α -pinene hydroperoxide and α -pinene oxide are also observed products of the OH oxidation of α -pinene under low-NO_x conditions. α -pinene hydroperoxide can be formed from H-abstraction by OH, which is estimated to account for about 12 % of the OH reaction with α -pinene (Capouet et al., 2004). Assuming similar CIMS sensitivity to α -pinene hydroperoxide and α -pinene hydroxy hydroperoxide, the yield of α -pinene hydroperoxide is estimated to be ~6 %. The remainder of the H-abstraction branching ratio cannot be accounted for at this time. α -pinene oxide is nonpolar and therefore is observed only in the positive mode. α -pinene oxide appears to be a minor product, and the mechanism for its formation by OH oxidation is not known. The mechanism for the formation from O₃ oxidation is known and yields of a few percent have been reported (Alvarado et al., 1998; Berndt et al., 2003); however, in the present experiments O₃ accounts for less than 3 % of the oxidation of α -pinene.

The oxidation products of pinonaldehyde have been shown to be important in the formation of SOA from the photooxidation of α -pinene. Specifically, pinonic acid, 10-hydroxypinonic acid, and pinic acid have been observed in ambient SOA samples (Kavouras et al., 1998, 1999; Yu et al., 1999; Laaksonen et al., 2008; Zhang et al., 2010) and in laboratory studies of α -pinene photooxidation (Larsen et al., 2001; Jaoui and Kamens, 2001; Librando and Tringali, 2005). The low-NO_x photooxidation of pinonaldehyde was carried out to determine the contribution of pinonaldehyde oxidation products to the gas and particle phases of α -pinene photooxidation.

Photooxidation of pinonaldehyde accounts for a number of the products observed from α -pinene photooxidation. OH oxidation of pinonaldehyde occurs by H-abstraction, typically from the aldehydic group (59–86 %) (Kwok and Atkinson, 1995; Vereecken and Peeters, 2002) forming an acyl peroxy radical. The reaction of HO₂ with an acyl peroxy radical produces carboxylic acids, peroxyacids, and acetoxy radicals that will decompose to produce CO₂ and an alkyl radical. Hasson et al. (2004) have shown that these three pathways occur in roughly equal yields. The reaction pathways and products from pinonaldehyde are shown in Fig. 2. Pinonic acid is observed by the CIMS mostly by its transfer product ion (ratio of m/z 203 to m/z 269 is ~9:1), typical of acidic

α -pinene photooxidation gas-phase composition

N. C. Eddingsaas et al.

[Title Page](#)[Abstract](#)[Introduction](#)[Conclusions](#)[References](#)[Tables](#)[Figures](#)[Back](#)[Close](#)[Full Screen / Esc](#)[Printer-friendly Version](#)[Interactive Discussion](#)

species, while the peroxyacid is observed more by its complex ion (ratio of m/z 219 to m/z 285 is $\sim 1:4$) (Fig. 4). These two products are formed in roughly equal yields. H-abstraction at carbons other than the aldehydic carbon could also form pinonaldehyde hydroperoxide which would also be detected at m/z 285, as would 10-hydroxy pinonic acid (product found in SOA). A signal at m/z 257 that has nine carbons was observed and has been assigned to the hydroperoxide formed from the alkyl radical formed from the decomposition of the acetoxy radical. The formation of norpinaldehyde was also detected. Pinic acid was observed in equal amounts at m/z 205 and m/z 271, but is a minor product.

Low- NO_x photooxidation of α -pinene also leads to the pinonaldehyde oxidation products (Fig. 4). The time traces for m/z 269 and m/z 285 suggest that these are first-generation products, but are lost at a rate too slow to be purely first generation. Pinonic acid and pinonic peroxyacid are both observed as two ions, m/z 203 and 269 and m/z 219 and 285, respectively. As shown in Fig. 4b from the OH oxidation of pinonaldehyde, all four ions have roughly the same time profile as that from m/z 257. The contribution of pinonic acid and pinonic peroxyacid to m/z 269 and m/z 285 causes the slow gas-phase loss of these two ions. Signals at m/z 269 and m/z 285 arise from both pinonaldehyde and α -pinene OH oxidation. Oxidation products of these molecular mass (184 and 200) have been observed and theoretically proposed from the photooxidation of α -pinene in the presence of NO (Aschmann et al., 2002; Vereecken et al., 2007). Under high- NO_x conditions, Aschmann et al. (2002) observed molecules at these masses and assigned them to a dihydroxy carbonyl and a trihydroxy carbonyl that would be formed by a number of isomerization steps as well as multiple reactions of peroxy radicals with NO to form alkoxy radicals. Vereecken et al. (2007) indicate that molecules with these molecular weights could be formed by isomerization reactions after ring opening, while the molecule with $\text{MW} = 200$ is produced from a reaction of NO with the peroxy radical. In both mechanisms, alkoxy radicals are essential. Alkoxy radicals appear to form from the reaction of the initial α -pinene hydroxy peroxy radical intermediate with HO_2 , and this is a possible route; however, at this point, the structure

α -pinene photooxidation gas-phase composition

N. C. Eddingsaas et al.

[Title Page](#)[Abstract](#)[Introduction](#)[Conclusions](#)[References](#)[Tables](#)[Figures](#)[⏪](#)[⏩](#)[◀](#)[▶](#)[Back](#)[Close](#)[Full Screen / Esc](#)[Printer-friendly Version](#)[Interactive Discussion](#)

of these molecules is unknown. These are, however, clearly polyoxygenated species formed from the primary oxidation of α -pinene and their most likely molecular formulas are $C_{10}H_{16}O_3$ and $C_{10}H_{16}O_4$.

Highly oxidized species at m/z 301 and 303 are also observed as first generation products (see Fig. 3). Both signals decay similarly to the signals at m/z 269 and 285, indicating that they are also formed as later generation products. The most likely structure for the first-generation species at m/z 303 is an α -pinene hydroxy hydroperoxide with a bridging peroxy group that results from the ring closing channel of the ring opened hydroxy hydroperoxide as shown in Fig. 1. This mechanism has been postulated by Vereecken et al. (2007). The addition of one hydroxyl group and two hydroperoxyl groups decreases the vapor pressure about eight orders of magnitude making this product a likely aerosol phase component (Capouet and Müller, 2006). The photooxidation of α -pinene hydroperoxide will produce a hydroxy dihydroperoxide that will also be observed at m/z 303 thus accounting for the slow decay of the signal. We do not know the structure of the photooxidation product(s) at m/z 301. Given the molecular weight, the structure potentially includes one carbonyl and two hydroperoxyl groups. Whatever the structure, the vapor pressure will be greatly reduced from that of α -pinene, once again making it a potential SOA component.

Another route to the formation of the low vapor pressure oxidation products at m/z 301 and 303 is peroxy radical isomerization. Peroxy radical isomerization has recently been extensively studied for the isoprene system both theoretically (Peeters et al., 2009; da Silva et al., 2010; Nguyen et al., 2010) as well as experimentally (Crouse et al., 2011). It has been shown that peroxy radical isomerization most often occurs via a six or seven member intermediate (Perrin et al., 1998; Blin-Simiand et al., 2001; Jorand et al., 2003). When OH adds to the tertiary carbon of the double bond the peroxy radical on the secondary carbon can form a six member ring with the hydrogen of one of tertiary carbon of the four member ring. After isomerization, reaction with O_2 and HO_2 will result in the formation of α -pinene hydroxy dihydroperoxide which would be detected at m/z 303. See Fig. S2 for proposed mechanism. When OH adds to

α -pinene photooxidation gas-phase composition

N. C. Eddingsaas et al.

Title Page

Abstract

Introduction

Conclusions

References

Tables

Figures



Back

Close

Full Screen / Esc

Printer-friendly Version

Interactive Discussion

α -pinene photooxidation gas-phase composition

N. C. Eddingsaas et al.

[Title Page](#)[Abstract](#)[Introduction](#)[Conclusions](#)[References](#)[Tables](#)[Figures](#)[⏪](#)[⏩](#)[◀](#)[▶](#)[Back](#)[Close](#)[Full Screen / Esc](#)[Printer-friendly Version](#)[Interactive Discussion](#)

the secondary carbon of the double bond, a seven member intermediate can form with the other tertiary carbon of the four member ring ultimately forming α -pinene hydroxy dihydroperoxide. Similarly, the α -pinene hydroxy hydroperoxide peroxy radical formed from isomerization from the addition of OH to the secondary carbon can form a six membered ring with the hydrogen on the carbon α to the hydroxyl group. This isomerization would result in the formation of α -pinene carbonyl dihydroperoxide which would be observed at m/z 301. For the species observed at m/z 301 and 303 to be formed via isomerization, the rate of peroxy radical isomerization would have to be competitive with that of $\text{RO}_2 + \text{HO}_2$. In the present experiments $[\text{HO}_2]$ is $\sim 1 \times 10^{10}$ molecules cm^{-3} so the rate of loss of α -pinene hydroxy peroxy radical by reaction with HO_2 is $\sim 0.2 \text{ s}^{-1}$. In the atmosphere the HO_2 concentration is about an order of magnitude less, so for isomerization to be competitive (10% of peroxy radical reaction) the rate would have to be $\sim 0.002 \text{ s}^{-1}$. In the isoprene system the isomerization rate has been found to be 0.002 s^{-1} with conformer specific rates being much faster (Crouse et al., 2011). At this time there have been no experimental studies on the isomerization rate in the α -pinene system so it is unknown what the rate is and therefore its atmospheric relevance. If the rate of isomerization is competitive with reaction with HO_2 in the atmosphere, more low vapor pressure species capable of partitioning into the aerosol will be formed than were observed in this study.

3.2 Kinetic model of low- NO_x photooxidation of α -pinene

To gain a better understanding of the low- NO_x photooxidation of α -pinene, a kinetic model was assembled and compared to the time traces of α -pinene and the reaction products measured during the photooxidation of 19.8 ppb α -pinene and 4 ppm H_2O_2 . The kinetic model was constructed using Kintecus modeling software (Ianni, 2002). When available, rate constants from literature were used; however, a majority of the rate constants are not known. In these cases, reaction rates with respect to OH oxidation were estimated using the structural activity relationship derived by Kwok and Atkinson (Kwok and Atkinson, 1995). This method has been shown to predict rate

constants to within a factor of two for most species (see Tables S1 and S2 for lists of photooxidation products, reactions, and reaction rates used in this model). The rate constants were then modified slightly to best fit the data. The rate constants for $\text{RO}_2 + \text{HO}_2$ and $\text{RO}_2 + \text{RO}_2$ were taken from the estimates used for the Master Chemical Mechanism (Saunders et al., 2003). Photolysis was included for hydrogen peroxide, the organic hydroperoxides, and for pinonaldehyde. The photodissociation frequencies (j) were determined from the spectral radiance measured from the chamber lights and the absorption cross sections reported in the literature for hydrogen peroxide and pinonaldehyde and estimated for the organic hydroperoxides from reported cross sections of similar hydroperoxides (Atkinson et al., 2006; Sander et al., 2006).

For the model to be accurate, the concentration of OH and HO_2 need to be correct. OH is produced from photolysis of H_2O_2 with initially which then react with hydrocarbons in the chamber as well as H_2O_2 . It is the reaction of OH with H_2O_2 that produces HO_2 . The value of $j_{\text{H}_2\text{O}_2}$ was confirmed by comparing the simulated loss of H_2O_2 (photolysis and reaction with OH) to the time trace observed from the CIMS (see SI Fig. S1). The comparison of the simulated loss of α -pinene, using the recommended rate constant for the reaction of α -pinene with OH from the IUPAC database (Atkinson et al., 2006), with the the observed loss of α -pinene also confirms the simulation produces the correct amount of OH (see SI Fig. S1). The modeled OH concentration quickly reaches 2.2×10^6 molecules cm^{-3} and is approximately constant between 2.2 – 2.5×10^6 molecules cm^{-3} over the course of the experiment, while the HO_2 concentration rapidly plateaus at about 1×10^{10} molecules cm^{-3} . In addition, the rate constant of OH with pinonaldehyde was confirmed from the experiment where pinonaldehyde was directly injected into the chamber. Pinonaldehyde is lost by reaction with OH as well as photolysis ($\sim 10\%$ of overall reaction), and the best fit to the data is achieved with $k_{\text{pinonaldehyde}+\text{OH}} = 3.7 \times 10^{-11}$ cm^3 molecules $^{-1}$ s $^{-1}$ (Fig. S3). This rate constant is within the error recommended by the IUPAC database and the latest measurement of this reaction rate by Davis et al. (2007); Atkinson et al. (2006).

 **α -pinene
photooxidation
gas-phase
composition**

N. C. Eddingsaas et al.

Title Page

Abstract

Introduction

Conclusions

References

Tables

Figures

⏪

⏩

◀

▶

Back

Close

Full Screen / Esc

Printer-friendly Version

Interactive Discussion



Figure 5 shows the time traces of α -pinene and several of the photooxidation products along with the simulated concentrations from the kinetic model. The oxidation products in Fig. 5 are representative of first- (α -pinene hydroxy-hydroperoxide, pinonaldehyde, and α -pinene hydroperoxide) and second-generation product (C9 hydroperoxide from pinonaldehyde) (see Table S1 for structural information of each compound). The one exception is the highly oxygenated compound observed at m/z 303 (assigned to hydroxyl dihydroperoxide) that is both a first- and second-generation product, and due to its high degree of oxidation and low volatility is predicted to partition into the particle phase. As noted in Sect. 3.1, pinic acid is a minor second generation product that is observed at m/z 205 and m/z 271 in roughly equal amounts. This small yield was accounted for in determining the concentration of the α -pinene hydroxy hydroperoxide. Using the fastest $RO_2 + RO_2$ rate constant for α -pinene hydroxy peroxy radical from MCM, only 0.05% of the peroxy radical is predicted to react through the $RO_2 + RO_2$ channel. Including all of the identified first-generation products (these presented here along with the products at m/z 269, 285, and 301), 65–75% of the carbon can be accounted for, and this does not include compounds that are expected to partition into the aerosol phase.

Pinonaldehyde, in the present set of experiments, is formed from the $RO_2 + HO_2$ reaction channel of the α -pinene hydroxy peroxy radical, and reaction rate with OH has been well characterized. However, based on these formation and loss mechanisms for pinonaldehyde, the simulated pinonaldehyde decays far too quickly; therefore, pinonaldehyde must also be produced as a second-generation oxidation product. Of the first-generation products, the most likely candidate to produce pinonaldehyde from a reaction with OH is α -pinene hydroxy hydroperoxide.

There are a number of paths by which α -pinene hydroxy hydroperoxide will form pinonaldehyde. First of all, the hydroperoxide will not only react with OH but will also undergo photolysis. Photolysis cleaves the weak O-O bond of the hydroperoxide producing an alkoxy radical that will produce pinonaldehyde. We estimate, however, that photolysis represents $\sim 3\%$ of the α -pinene hydroxy hydroperoxide loss and thus does

α -pinene photooxidation gas-phase composition

N. C. Eddingsaas et al.

[Title Page](#)[Abstract](#)[Introduction](#)[Conclusions](#)[References](#)[Tables](#)[Figures](#)[⏪](#)[⏩](#)[◀](#)[▶](#)[Back](#)[Close](#)[Full Screen / Esc](#)[Printer-friendly Version](#)[Interactive Discussion](#)

not provide mass closure between the data and the simulation.

Figure 6 shows the three hydroxy hydroperoxides that are formed from low-NO_x photooxidation of α -pinene, two β -hydroxy hydroperoxides and a ring-opened one that includes a double bond. The β -hydroxy hydroperoxides have a number of places where OH hydrogen abstraction could occur (Fig. 6), the carbon α to the alcohol; carbon α to the hydroperoxyl group; either of the tertiary carbons; the alcoholic hydrogen; or the hydroperoxy hydrogen. Hydrogen abstraction from an alcohol will mostly occur from the α carbon which has been shown to result in the formation of a carbonyl and HO₂ (Carter et al., 1979; Atkinson, 1986; Grosjean, 1997). Presumably this would form a hydroperoxy carbonyl, a mass analog of the known second-generation product pinonic acid. As there are first- and second-generation products with m/z 269, it is not clear how important this H-abstraction channel is. There have only been a few hydroperoxides whose H-abstraction reaction rates and product distributions have been studied: methyl, ethyl and tertbutyl (Vaghjiani and Ravishankara, 1989; Niki et al., 1983; Wang and Chen, 2008; Baasandorj et al., 2010). It has been shown that the OO-H bond is fairly labile and H-abstraction from both the hydroperoxide as well as the α -carbon will occur. H-abstraction from the hydroperoxyl group will result in reformation of the peroxy radical with the same branching ratio of products from the initial reaction forming, among other species, pinonaldehyde and the hydroxy hydroperoxide. H-abstraction from the α -carbon would presumably form a hydroxy carbonyl, which is a mass analog of α -pinene hydroperoxide. In the model, the signal associated with α -pinene hydroperoxide is fit well with a production channel from α -pinene and a reaction rate with OH that is nearly as fast as α -pinene itself, suggesting that it is unlikely that there is a second-generation product formed at this mass. It is possible that following hydrogen abstraction, the ring is cleaved, ultimately resulting in the formation of pinonaldehyde. Finally, H-abstraction from either of the tertiary carbons will produce more highly oxygenated species, including a hydroxyl dihydroperoxide (m/z 303). Of these different H-abstraction pathways, those involving the hydroperoxide and carbons α to the hydroperoxy and hydroxyl groups are expected to dominate. The ring opened hydroxy

**α -pinene
photooxidation
gas-phase
composition**

N. C. Eddingsaas et al.

Title Page

Abstract

Introduction

Conclusions

References

Tables

Figures



Back

Close

Full Screen / Esc

Printer-friendly Version

Interactive Discussion



hydroperoxide has a highly reactive double bond instead of one of the tertiary carbons. After addition of OH to the double bond, the reaction will most likely proceed in one of the following ways: formation of a dihydroxy dihydroperoxide or intermolecular reaction of the alkyl radical with the hydroperoxy group forming a ring with one oxygen and releasing OH. The former product has not been observed in the present experiments; however, this highly oxidized compound has a low vapor pressure and is expected to primarily reside in the particle phase. The later product is a mass analog of the hydroxy hydroperoxide, and the two species are indistinguishable in the CIMS.

In the simulation, all the pathways for reaction of α -pinene hydroxy hydroperoxide were considered and the contribution of each was varied until the simulation best fit the data based on a least-squares analysis of α -pinene hydroxy hydroperoxide and pinonaldehyde. The best fit results when 58% of the reaction produces pinonaldehyde directly while another 25% reforms the peroxy radical, resulting in a net ~33% of α -pinene producing pinonaldehyde from low-NO_x photooxidation. This is important since the oxidation products of pinonaldehyde are main SOA components. There is need for further studies on the photooxidation of α -pinene hydroxy hydroperoxides to confirm these reaction pathways and branching ratios; however, the data and kinetic model strongly indicate that pinonaldehyde is produced from the OH oxidation of α -pinene hydroxy hydroperoxide under low-NO_x conditions.

3.3 Gas-phase composition from high-NO_x photooxidation of α -pinene

Figure 7 shows the proposed reaction mechanism of α -pinene photooxidation under high-NO_x conditions. This mechanism and the following discussion of the reaction products are not intended to be all-inclusive. The photooxidation of α -pinene under high-NO_x conditions produces a large variety of compounds through functionalization and fragmentation reactions. We observe signals at many masses but, for brevity, we only focus on those of the major products of α -pinene and pinonaldehyde high-NO_x OH oxidation.

α -pinene photooxidation gas-phase composition

N. C. Eddingsaas et al.

Title Page

Abstract

Introduction

Conclusions

References

Tables

Figures



Back

Close

Full Screen / Esc

Printer-friendly Version

Interactive Discussion

***α -pinene
photooxidation
gas-phase
composition***

N. C. Eddingsaas et al.

Title Page

Abstract

Introduction

Conclusions

References

Tables

Figures



Back

Close

Full Screen / Esc

Printer-friendly Version

Interactive Discussion

In the presence of NO_x , the main photooxidation products of α -pinene are pinonaldehyde, organonitrates, and isomerization products from the alkoxy radical formed from the reaction of NO with the peroxy radical. The yield of pinonaldehyde is 1.5 times that formed in the absence of NO_x , and, as mentioned above, previous studies show that it is 27–35%. Capouet et al. (2004) estimates α -pinene hydroxy nitrate yield to be \sim 15%. Alkoxy radical isomerization products are observed at m/z 269 (MW 184) and m/z 285 (MW 200). These isomerization products have been observed previously and have been assigned to either a dihydroxy carbonyl and a trihydroxy carbonyl (Aschmann et al., 2002) or to ring opened substituted hydroperoxides (Vereecken et al., 2007). In the present study, the yield of the isomerization products was found to be less than 20%. The OH addition to the double bond can also result in prompt ring opening of the four-membered ring. Further reactions of the ring-opened alkyl radical will result in fragmentation producing an alkoxy radical and acetone (see Fig. 7). This is a minor pathway, as the total acetone yield observed was less than 10%, including the production of acetone from the photooxidation of pinonaldehyde. Finally, there is a first-generation species observed at m/z 301, which was also present during low- NO_x photooxidation. A likely molecular formula is $\text{C}_{10}\text{H}_{16}\text{O}_5$, but the identity of this molecule is unknown. The same oxidation products were observed from high- NO_x photooxidation, regardless of OH source, HONO or methyl nitrite.

The photooxidation of pinonaldehyde was studied using methyl nitrite as the OH source. Figure 8 shows the proposed mechanism and products of this reaction. There have been two theoretical studies on the H-abstraction of pinonaldehyde (Kwok and Atkinson, 1995; Vereecken and Peeters, 2002). Kwok and Atkinson (1995) indicate that 86 % of the abstraction will occur at the aldehydic hydrogen, while Vereecken and Peeters (2002) determined that 59 % will be of the aldehydic hydrogen, 23 % from the carbon to the aldehydic carbon, and 14 % from the tertiary carbons. The products expected, and observed, of the primary channel (H-abstraction of the aldehydic hydrogen) are pinonaldehyde PAN, formed from reaction of the acyl peroxy radical with NO_2 or norpinonaldehyde, formed from reaction of the acyl peroxy radical with NO (see

Fig. 8 for structures and mechanisms). H-abstraction from the carbon β to the aldehydic carbon produces either pinonaldehyde nitrate or norpinonaldehyde with the loss of CO. Finally, H-abstraction from the tertiary carbons produces pinonaldehyde nitrate or a tertiary alkoxy radical. One potential reaction pathway for the tertiary alkoxy radical is the decomposition to form acetone (see Fig. 8), which is observed in low yield from high-NO_x photooxidation of pinonaldehyde. Once formed, norpinonaldehyde will be oxidized in similar fashion to pinonaldehyde. The signal for pinonaldehyde PAN is 4–8 times that of pinonaldehyde nitrate (from all high-NO_x experiments, α -pinene and pinonaldehyde) depending on the NO₂ concentration relative to NO. The observed signal of the norpinonaldehyde PAN to norpinonaldehyde nitrate from the photooxidation of pinonaldehyde was greater than 14 to 1. This is expected as the channel to PAN formation is favored over the channel to nitrate formation. A quantitative yield of the PAN is not known because the CIMS has not been calibrated for these compounds. The product distribution from the photooxidation of pinonaldehyde indicates that it does not add much to the total organonitrate yield from the photooxidation of α -pinene. Pinonic acid and pinic acid were not observed in the gas phase from either α -pinene or pinonaldehyde photooxidation under high-NO_x conditions.

An array of organonitrates and PANs are observed from the photooxidation of α -pinene. In addition to those previously discussed, nitrates were observed at m/z 276, 316, 318, 320, and 332 as well as PANs at m/z 346 and 362 (most likely observed as the molecular complex ion MW + 85). The unidentified organonitrates and PANs are formed in much lower yields than those identified earlier. Nitrates and PANs are distinguished from each other by the nature of their decay. PANs thermally decompose so their gas-phase concentration will continue to decrease even after OH is no longer present. Norpinonaldehyde PAN is observed at m/z 316; however, comparing the time traces of this ion from pinonaldehyde photooxidation and α -pinene photooxidation, there appears to be a product formed from α -pinene as well. This could be the α -pinene dihydroxynitrate proposed by Aschmann et al. (2002). One interesting observation is that α -pinene hydroxy nitrate is lost from the gas phase at nearly an equal

 **α -pinene
photooxidation
gas-phase
composition**

N. C. Eddingsaas et al.

Title Page

Abstract

Introduction

Conclusions

References

Tables

Figures

⏪

⏩

◀

▶

Back

Close

Full Screen / Esc

Printer-friendly Version

Interactive Discussion



rate as pinonaldehyde. This is in contrast to the other organonitrates, whose signals are stable once they are formed.

The products of high-NO_x photooxidation of α -pinene are the same regardless of NO₂ level; however, there are a few differences in concentrations of certain species depending on the level of NO₂. The most noticeable difference in the gas-phase composition depending on the [NO₂] is the concentration of PANs, which are greater at high NO₂ (methyl nitrite photolysis). This is expected as the NO₂ concentration is higher in the methyl nitrite experiments resulting in a greater likelihood of NO₂ reacting with the acyl peroxy radicals produced from pinonaldehyde and norpinonaldehyde. The concentrations of isomerization products at m/z 269 and 285 showed a dependence on seed particle acidity when HONO was used as the OH source but not when CH₃ONO was used as the OH source. In the case of the HONO source, the isomerization products were observed to be lower in the presence of an acidic seed. A discussion of why the products observed at m/z 269 and 285 are dependent on aerosol acidity only for the HONO case will be presented in part 2. The only other observed difference in the gas phase was the concentration of nitric acid, which was 1.5 times greater when methyl nitrite was the OH source than when HONO was the OH source.

4 Atmospheric implications

Under low-NO_x photooxidation of α -pinene, pinonaldehyde is produced by RO₂ + HO₂ chemistry in high yields. RO₂ + RO₂ chemistry is not the source, as is commonly assumed. While the atmospheric concentrations of HO₂ and RO₂ are similar, the rate constant of RO₂ + HO₂ is typically 1–4 orders of magnitude greater than RO₂ + RO₂. The further OH oxidation of pinonaldehyde produces a number of low volatility carboxylic acids and peroxyacids, which are important SOA components. While the only product with higher yield than pinonaldehyde is α -pinene hydroxy hydroperoxide, pinonaldehyde is also produced from the photolysis and OH oxidation of α -pinene hydroxy hydroperoxide. Including the reaction channels of α -pinene hydroxy hydroperoxide that form pinonaldehyde (58 %) and assuming 19 % direct yield from

α -pinene photooxidation gas-phase composition

N. C. Eddingsaas et al.

Title Page

Abstract

Introduction

Conclusions

References

Tables

Figures

⏪

⏩

◀

▶

Back

Close

Full Screen / Esc

Printer-friendly Version

Interactive Discussion



α -pinene, the overall oxidation of α -pinene by OH under low-NO_x conditions has a pinonaldehyde yield of ~33%.

Pinonic acid is an important tracer for SOA formed from α -pinene oxidation and is believed to be the precursor for other SOA tracers, such as 3-methyl-1,2,3-butanetricarboxylic acid (Szmigielski et al., 2007; Müller et al., 2012). Pinonic acid is not observed from the high-NO_x photooxidation of α -pinene, which is not surprising since there is no clear formation mechanism for it in the gas phase. Thus, observation of pinonic acid and the tracers derived from pinonic acid likely point to either low-NO_x oxidation of α -pinene by OH or ozonolysis under high-NO_x conditions. The aerosol-phase composition of these carboxylic acids as well as other carboxylic acids from α -pinene photooxidation will be discussed in detail in part 2.

The gas-phase chemistry of α -pinene and its photooxidation products is complex and not well represented by the reactions of simple alkenes. By isolating the critical peroxy radical reactions, the products and branching ratios of a number of key reactions have been better constrained. Perhaps most importantly, we suggest that the formation of pinonaldehyde from low-NO_x photooxidation of α -pinene via RO₂ + HO₂ proceeds by the formation of an alkoxy radical and OH recycling. This reaction scheme has previously been shown to be important only for acyl peroxy radicals and possibly toluene. Unfortunately, there is not yet a theoretical synthesis about the nature of the potential energy surface leading to radical recycling in the reactions of HO₂ with peroxy radicals. Is the OH recycling channel available due to the β hydroxyl group withdrawing electron density from the peroxy group, the bicyclic ring structure of α -pinene, or some other reason all together? To date, most of the detailed work on the reaction of alkyl peroxy radicals with HO₂ has focused on small, unsubstituted peroxy radicals; further work on a broader set of peroxy radicals, including atmospherically relevant VOCs such as monoterpenes and sesquiterpenes, is clearly needed to elucidate the physical chemistry. Finally, we suggest that there is a large secondary pinonaldehyde source from the photooxidation and/or photolysis of the three pinene hydroxy hydroperoxides produced from α -pinene.

α -pinene photooxidation gas-phase composition

N. C. Eddingsaas et al.

Title Page

Abstract

Introduction

Conclusions

References

Tables

Figures



Back

Close

Full Screen / Esc

Printer-friendly Version

Interactive Discussion



Supplementary material related to this article is available online at:
[http://www.atmos-chem-phys-discuss.net/12/6447/2012/
acpd-12-6447-2012-supplement.pdf](http://www.atmos-chem-phys-discuss.net/12/6447/2012/acpd-12-6447-2012-supplement.pdf).

Acknowledgements. This work was supported in part by Department of Energy grant DE-SC0006626 and National Science Foundation grant AGS-1057183. N. Eddingsaas was supported by the Camille and Henry Dreyfus Postdoctoral Program in Environmental Chemistry. C. Loza and L. Yee were supported by National Science Foundation Graduate Research Fellowships. The authors would like to thank John Crouse for helpful discussion.

References

- 10 Alvarado, A., Tuazon, E. C., Aschmann, S. M., Atkinson, R., and Arey, J.: Products of the gas-phase reactions of O(³P) atoms and O₃ with alpha -pinene and 1,2-dimethyl-1-cyclohexene, *J. Geophys. Res.-Atmos.*, 103, 25541–25551, doi:10.1029/98JD00524, 1998. 6457
- Arey, J., Atkinson, R., and Aschmann, S. M.: Product study of the gas-phase reactions of monoterpenes with the OH radical in the presence of NO_x, *J. Geophys. Res.*, 95, 18539–18546, doi:10.1029/JD095iD11p18539, 1990. 6449, 6455
- 15 Aschmann, S. M., Atkinson, R., and Arey, J.: Products of reaction of OH radicals with alpha-pinene, *J. Geophys. Res.-Atmos.*, 107, D14, doi:10.1029/2001JD001098, 2002. 6449, 6450, 6455, 6458, 6465, 6466
- Atkinson, R.: Kinetics and mechanisms of the gas-phase reactions of the hydroxyl radical with organic compounds under atmospheric conditions, *Chem. Rev.*, 86, 69–201, 1986. 6463
- 20 Atkinson, R., Baulch, D. L., Cox, R. A., Crowley, J. N., Hampson, R. F., Hynes, R. G., Jenkin, M. E., Rossi, M. J., Troe, J., and IUPAC Subcommittee: Evaluated kinetic and photochemical data for atmospheric chemistry: Volume II – gas phase reactions of organic species, *Atmos. Chem. Phys.*, 6, 3625–4055, doi:10.5194/acp-6-3625-2006, 2006. 6453, 6461
- 25 Baasandorj, M., Papanastasiou, D. K., Talukdar, R. K., Hasson, A. S., and Burkholder, J. B.: (CH₃)₃COOH (tert-butyl hydroperoxide): OH reaction rate coefficients between 206 and 375 K and the OH photolysis quantum yield at 248 nm, *Phys. Chem. Chem. Phys.*, 12, 12101–12111, doi:10.1039/C0CP00463D, 2010. 6463

α-pinene photooxidation gas-phase composition

N. C. Eddingsaas et al.

Title Page

Abstract

Introduction

Conclusions

References

Tables

Figures

⏪

⏩

◀

▶

Back

Close

Full Screen / Esc

Printer-friendly Version

Interactive Discussion



**α -pinene
photooxidation
gas-phase
composition**

N. C. Eddingsaas et al.

Title Page

Abstract

Introduction

Conclusions

References

Tables

Figures

⏪

⏩

◀

▶

Back

Close

Full Screen / Esc

Printer-friendly Version

Interactive Discussion



- Berndt, T., Boge, O., and Stratmann, F.: Gas-phase ozonolysis of alpha-pinene: gaseous products and particle formation, *Atmos. Environ.*, 37, 3933–3945, 2003. 6457
- Birdsall, A. W., Andreoni, J. F., and Elrod, M. J.: Investigation of the role of bicyclic peroxy radicals in the oxidation mechanism of toluene, *J. Phys. Chem. A*, 114, 10655–10663, 2010. 6456
- 5 Blin-Simiand, N., Jorand, F., Sahetchian, K., Brun, M., Kerhoas, L., Malosse, C., and Einhorn, J.: Hydroperoxides with zero, one, two or more carbonyl groups formed during the oxidation of n-dodecane, *Combust. Flame*, 126, 1524–1532, doi:10.1016/s0010-2180(01)00264-4, 2001. 6459
- 10 Capouet, M. and Müller, J.-F.: A group contribution method for estimating the vapour pressures of α -pinene oxidation products, *Atmos. Chem. Phys.*, 6, 1455–1467, doi:10.5194/acp-6-1455-2006, 2006. 6459
- Capouet, M., Peeters, J., Noziere, B., and Müller, J.-F.: Alpha-pinene oxidation by OH: simulations of laboratory experiments, *Atmos. Chem. Phys.*, 4, 2285–2311, doi:10.5194/acp-4-2285-2004, 2004. 6453, 6457, 6465
- 15 Capouet, M., Mueller, J. F., Ceulemans, K., Compernelle, S., Vereecken, L., and Peeters, J.: Modeling aerosol formation in alpha-pinene photo-oxidation experiments, *J. Geophys. Res.-Atmos.*, 113, D02308, doi:10.1029/2007JD008995, 2008. 6449
- Carter, W. P. L., Darnall, K. R., Graham, R. A., Winer, A. M., and Pitts, J. N.: Reactions of C2 and C4 alpha-hydroxy radicals with oxygen, *J. Phys. Chem.*, 83, 2305–2311, 1979. 6463
- 20 Chung, S. H. and Seinfeld, J. H.: Global distribution and climate forcing of carbonaceous aerosols, *J. Geophys. Res.-Atmos.*, 107, D19, doi:10.1029/2001JD001397, 2002. 6449
- Cocker, D. R. I., Flagan, R. C., and Seinfeld, J. H.: State-of-the-art chamber facility for studying atmospheric aerosol chemistry, *Environ. Sci. Technol.*, 35, 2594–2601, 2001. 6450
- 25 Crounse, J. D., McKinney, K. A., Kwan, A. J., and Wennberg, P. O.: Measurement of gas-phase hydroperoxides by chemical ionization mass spectrometry, *Anal. Chem.*, 78, 6726–6732, 2006. 6452
- Crounse, J. D., Paulot, F., Kjaergaard, H. G., and Wennberg, P. O.: Peroxy radical isomerization in the oxidation of isoprene, *Phys. Chem. Chem. Phys.*, 13, 13607–13613, doi:10.1039/C1CP21330J, 2011. 6449, 6450, 6459, 6460
- 30 da Silva, G., Graham, C., and Wang, Z.-F.: Unimolecular beta-Hydroxyperoxy Radical Decomposition with OH Recycling in the Photochemical Oxidation of Isoprene, *Environ. Sci. Technol.*, 44, 250–256, doi:10.1021/es900924d, 2010. 6459

**α -pinene
photooxidation
gas-phase
composition**

N. C. Eddingsaas et al.

Title Page

Abstract

Introduction

Conclusions

References

Tables

Figures

⏪

⏩

◀

▶

Back

Close

Full Screen / Esc

Printer-friendly Version

Interactive Discussion



Davis, M. E., Talukdar, R. K., Notte, G., Ellison, G. B., and Burkholder, J. B.: Rate coefficients for the OH plus pinonaldehyde ($C_{10}H_{16}O_2$) reaction between 297 and 374 K, *Environ. Sci. Technol.*, 41, 3959–3965, 2007. 6461

Dillon, T. J. and Crowley, J. N.: Direct detection of OH formation in the reactions of HO_2 with $CH_3C(O)O_2$ and other substituted peroxy radicals, *Atmos. Chem. Phys.*, 8, 4877–4889, doi:10.5194/acp-8-4877-2008, 2008. 6456

Goldstein, A. H. and Galbally, I. E.: Known and unexplored organic constituents in the Earth's atmosphere, *Environ. Sci. Technol.*, 41, 1514–1521, 2007. 6448

Grosjean, D.: Atmospheric chemistry of alcohols, *J. Braz. Chem. Soc.*, 8, 433–442, 1997. 6463

Guenther, A., Hewitt, C. N., Erickson, D., Fall, R., Geron, C., Graedel, T., Harley, P., Klinger, L., Lerdau, M., McKay, W. A., Pierce, T., Scholes, B., Steinbrecher, R., Tallamraju, R., Taylor, J., and Zimmerman, P.: A global model of natural volatile organic compound emissions, *J. Geophys. Res.-Atmos.*, 100, 8873–8892, doi:10.1029/94JD02950, 1995. 6448, 6449

Hasson, A. S., Tyndall, G. S., and Orlando, J. J.: A product yield study of the reaction of HO_2 radicals with ethyl peroxy ($C_2H_5O_2$), acetyl peroxy ($CH_3C(O)O_2$), and acetonyl peroxy ($CH_3C(O)CH_2O_2$) radicals, *J. Phys. Chem. A*, 108, 5979–5989, 2004. 6456, 6457

Hatakeyama, S., Izumi, K., Fukuyama, T., Akimoto, H., and Washida, N.: Reactions of OH with alpha-pinene and beta-pinene in air – Estimate of global CO production from the atmospheric oxidation of terpenes, *J. Geophys. Res.-Atmos.*, 96, 947–958, 1991. 6449, 6455

Hoffmann, T., Odum, J. R., Bowman, F., Collins, D., Klockow, D., Flagan, R. C., and Seinfeld, J. H.: Formation of organic aerosols from the oxidation of biogenic hydrocarbons, *J. Atmos. Chem.*, 26, 189–222, doi:10.1029/90JD02341, 1997. 6449

Ianni, J. C.: Kintecus, Window v. 2.80, www.kintecus.com, 2002. 6460

Jaoui, M. and Kamens, R. M.: Mass balance of gaseous and particulate products analysis from alpha-pinene/ NO_x /air in the presence of natural sunlight, *J. Geophys. Res.-Atmos.*, 106, 12541–12558, doi:10.1029/2001JD900005, 2001. 6449, 6455, 6457

Jorand, F., Heiss, A., Perrin, O., Sahetchian, K., Kerhoas, L., and Einhorn, J.: Isomeric hexyl-ketohydroperoxides formed by reactions of hexoxy and hexylperoxy radicals in oxygen, *Int. J. Chem. Kinet.*, 35, 354–366, doi:10.1002/kin.10136, 2003. 6459

Kavouras, I. G., Mihalopoulos, N., and Stephanou, E. G.: Formation of atmospheric particles from organic acids produced by forests, *Nature (London)*, 395, 683–686, 1998. 6457

Kavouras, I. G., Mihalopoulos, N., and Stephanou, E. G.: Formation and gas/particle partitioning of monoterpenes photo-oxidation products over forests, *Geophys. Res. Lett.*, 26, 55–58,

doi:10.1029/1998GL900251, 1999. 6457

Keywood, M. D., Varutbangkul, V., Bahreini, R., Flagan, R. C., and Seinfeld, J. H.: Secondary organic aerosol formation from the ozonolysis of cycloalkenes and related compounds, *Environ. Sci. Technol.*, **38**, 4157–4164, 2004. 6450

5 Kwok, E. S. C. and Atkinson, R.: Estimation of hydroxyl radical reaction rate constants for gas-phase organic compounds using a structure-reactivity relationship: an update, *Atmos. Environ.*, **29**, 1685–1695, 1995. 6457, 6460, 6465

Laaksonen, A., Kulmala, M., O'Dowd, C. D., Joutsensaari, J., Vaattovaara, P., Mikkonen, S., Lehtinen, K. E. J., Sogacheva, L., Dal Maso, M., Aalto, P., Petäjä, T., Sogachev, A., Yoon, Y. J., Lihavainen, H., Nilsson, D., Facchini, M. C., Cavalli, F., Fuzzi, S., Hoffmann, T., Arnold, F., Hanke, M., Sellegri, K., Umann, B., Junkermann, W., Coe, H., Allan, J. D., Alfarra, M. R., Worsnop, D. R., Riekkola, M.-L., Hyötyläinen, T., and Viisanen, Y.: The role of VOC oxidation products in continental new particle formation, *Atmos. Chem. Phys.*, **8**, 2657–2665, doi:10.5194/acp-8-2657-2008, 2008. 6457

15 Larsen, B. R., Di Bella, D., Glasius, M., Winterhalter, R., Jensen, N. R., and Hjorth, J.: Gas-phase OH oxidation of monoterpenes: Gaseous and particulate products, *J. Atmos. Chem.*, **38**, 231–276, 2001. 6456, 6457

Lee, A., Goldstein, A. H., Kroll, J. H., Ng, N. L., Varutbangkul, V., Flagan, R. C., and Seinfeld, J. H.: Gas-phase products and secondary aerosol yields from the photooxidation of 16 different terpenes, *J. Geophys. Res.-Atmos.*, **111**, D17305, doi:10.1029/2006JD007050, 2006. 6449, 6455

20 Lelieveld, J., Butler, T. M., Crowley, J. N., Dillon, T. J., Fischer, H., Ganzeveld, L., Harder, H., Lawrence, M. G., Martinez, M., Taraborrelli, D., and Williams, J.: Atmospheric oxidation capacity sustained by a tropical forest, *Nature (London)*, **452**, 737–740, 2008. 6453

25 Librando, V. and Tringali, G.: Atmospheric fate of OH initiated oxidation of terpenes. Reaction mechanism of alpha-pinene degradation and secondary organic aerosol formation, *J. Environ. Manage.*, **75**, 275–282, 2005. 6457

Monks, P. S., Granier, C., Fuzzi, S., Stohl, A., Williams, M. L., Akimoto, H., Amann, M., Baklanov, A., Baltensperger, U., Bey, I., Blake, N., Blake, R. S., Carslaw, K., Cooper, O. R., Dentener, F., Fowler, D., Fragkou, E., Frost, G. J., Generoso, S., Ginoux, P., Grewe, V., Guenther, A., Hansson, H. C., Henne, S., Hjorth, J., Hofzumahaus, A., Huntrieser, H., Isaksen, I. S. A., Jenkin, M. E., Kaiser, J., Kanakidou, M., Klimont, Z., Kulmala, M., Laj, P., Lawrence, M. G., Lee, J. D., Liousse, C., Maione, M., McFiggans, G., Metzger, A., Mieville, A., Moussiopoulos,

α-pinene photooxidation gas-phase composition

N. C. Eddingsaas et al.

Title Page

Abstract

Introduction

Conclusions

References

Tables

Figures

⏪

⏩

◀

▶

Back

Close

Full Screen / Esc

Printer-friendly Version

Interactive Discussion



**α -pinene
photooxidation
gas-phase
composition**

N. C. Eddingsaas et al.

Title Page

Abstract

Introduction

Conclusions

References

Tables

Figures



Back

Close

Full Screen / Esc

Printer-friendly Version

Interactive Discussion

- N., Orlando, J. J., O'Dowd, C. D., Palmer, P. I., Parrish, D. D., Petzold, A., Platt, U., Pöschl, U., Prevot, A. S. H., Reeves, C. E., Reimann, S., Rudich, Y., Sellegri, K., Steinbrecher, R., Simpson, D., ten Brink, H., Theloke, J., van der Werf, G. R., Vautard, R., Vestreng, V., Vlachokostas, C., and von Glasow, R.: Atmospheric composition change – global and regional air quality, *Atmos. Environ.*, 43, 5268–5350, 2009. 6448
- Müller, L., Reinnig, M.-C., Naumann, K. H., Saathoff, H., Mentel, T. F., Donahue, N. M., and Hoffmann, T.: Formation of 3-methyl-1,2,3-butanetricarboxylic acid via gas phase oxidation of pinonic acid – a mass spectrometric study of SOA aging, *Atmos. Chem. Phys.*, 12, 1483–1496, doi:10.5194/acp-12-1483-2012, 2012. 6468
- Nguyen, T. L., Vereecken, L., and Peeters, J.: HO_x Regeneration in the Oxidation of Isoprene III: Theoretical Study of the key Isomerisation of the Z-delta-hydroxy-peroxy Isoprene Radicals, *Chem. Phys. Chem.*, 11, 3996–4001, doi:10.1002/cphc.201000480, 2010. 6459
- Niki, H., Maker, P. D., Savage, C. M., and Breitenbach, L. P.: A Fourier transform infrared study of the kinetics and mechanism for the reaction hydroxyl + methyl hydroperoxide, *J. Phys. Chem.*, 87, 2190–2193, 1983. 6463
- Noell, A. C., Alconcel, L. S., Robichaud, D. J., Okumura, M., and Sander, S. P.: Near-Infrared kinetic spectroscopy of the HO₂ and C₂H₅O₂ self-reactions and cross reactions, *J. Phys. Chem. A*, 114, 6983–6995, 2010. 6456
- Nozriere, B., Barnes, I., and Becker, K.-H.: Product study and mechanisms of the reactions of alpha -pinene and of pinonaldehyde with OH radicals, *J. Geophys. Res.-Atmos.*, 104, 23645–23656, doi:10.1029/1999JD900778, 1999. 6449, 6455, 6456
- Paulot, F., Crouse, J. D., Kjaergaard, H. G., Kroll, J. H., Seinfeld, J. H., and Wennberg, P. O.: Isoprene photooxidation: new insights into the production of acids and organic nitrates, *Atmos. Chem. Phys.*, 9, 1479–1501, doi:10.5194/acp-9-1479-2009, 2009a. 6452
- Paulot, F., Crouse, J. D., Kjaergaard, H. G., Kurten, A., St. Clair, J. M., Seinfeld, J. H., and Wennberg, P. O.: Unexpected epoxide formation in the gas-phase photooxidation of isoprene, *Science*, 325, 730–733, 2009b. 6449, 6452
- Peeters, J. and Muller, J. F.: HO_x radical regeneration in isoprene oxidation via peroxy radical isomerisations. II: experimental evidence and global impact, *Phys. Chem. Chem. Phys.*, 12, 14227–14235, doi:10.1039/C0CP00811G, 2010. 6449
- Peeters, J., Nguyen, T. L., and Vereecken, L.: HO_x radical regeneration in the oxidation of isoprene, *Phys. Chem. Chem. Phys.*, 11, 5935–5939, 2009. 6459
- Perrin, O., Heiss, A., Doumenc, F., and Sahetchian, K.: Homogeneous and

**α -pinene
photooxidation
gas-phase
composition**

N. C. Eddingsaas et al.

Title Page

Abstract

Introduction

Conclusions

References

Tables

Figures

◀

▶

◀

▶

Back

Close

Full Screen / Esc

Printer-friendly Version

Interactive Discussion

heterogeneous reactions of the $n\text{-C}_5\text{H}_{11}\text{O}$, $n\text{-C}_5\text{H}_{10}\text{OH}$ and $\text{OOC}_5\text{H}_{10}\text{OH}$ radicals in oxygen. Analytical steady state solution by use of the Laplace transform, *J. Chem. Soc. Faraday T.*, 94, 2323–2335, doi:10.1039/a803340d, 1998. 6459

Pye, H. O. T., Chan, A. W. H., Barkley, M. P., and Seinfeld, J. H.: Global modeling of organic aerosol: the importance of reactive nitrogen (NO_x and NO_3), *Atmos. Chem. Phys.*, 10, 11261–11276, doi:10.5194/acp-10-11261-2010, 2010. 6449, 6450

Ren, X., Olson, J. R., Crawford, J. H., Brune, W. H., Mao, J., Long, R. B., Chen, Z., Chen, G., Avery, M. A., Sachse, G. W., Barrick, J. D., Diskin, G. S., Huey, L. G., Fried, A., Cohen, R. C., Heikes, B., Wennberg, P. O., Singh, H. B., Blake, D. R., and Shetter, R. E.: HO_x chemistry during INTEX-A 2004: observation, model calculation, and comparison with previous studies, *J. Geophys. Res.-Atmos.*, 113, D05310, doi:10.1029/2007JD009166, 2008. 6453

Sander, S. P., Finlayson-Pitts, B. J., Friedl, R. R., Golden, D. M., Huie, R. E., Kolb, C. E., Kurylo, M. J., Molina, M. J., Moortgat, G. K., Orkin, V. L., and Ravishankara, A. R.: Chemical kinetics and photochemical data for use in atmospheric studies, evaluation number 15, Tech. rep., Jet Propulsion Laboratory, 2006. 6453, 6461

Saunders, S. M., Jenkin, M. E., Derwent, R. G., and Pilling, M. J.: Protocol for the development of the Master Chemical Mechanism, MCM v3 (Part A): tropospheric degradation of non-aromatic volatile organic compounds, *Atmos. Chem. Phys.*, 3, 161–180, doi:10.5194/acp-3-161-2003, 2003. 6461

St. Clair, J. M., McCabe, D. C., Crounse, J. D., Steiner, U., and Wennberg, P. O.: Chemical ionization tandem mass spectrometer for the in situ measurement of methyl hydrogen peroxide, *Rev. Sci. Instrum.*, 81, 094102, doi:10.1063/1.3480552, 2010. 6451, 6452

Steinbrecher, R., Smiatek, G., Koeble, R., Seufert, G., Theloke, J., Hauff, K., Ciccioli, P., Vautard, R., and Curci, G.: Intra- and inter-annual variability of VOC emissions from natural and semi-natural vegetation in Europe and neighbouring countries, *Atmos. Environ.*, 43, 1380–1391, 2009. 6448

Szmigielski, R., Surratt, J. D., Gomez-Gonzalez, Y., Van der Veken, P., Kourtchev, I., Vermeylen, R., Blockhuys, F., Jaoui, M., Kleindienst, T. E., Lewandowski, M., Offenberg, J. H., Edney, E. O., Seinfeld, J. H., Maenhaut, W., and Claeys, M.: 3-methyl-1,2,3-butanetricarboxylic acid: an atmospheric tracer for terpene secondary organic aerosol, *Geophys. Res. Lett.*, 34, L24811, doi:10.1029/2007GL031338, 2007. 6468

Taylor, W. D., Allston, T. D., Moscato, M. J., Fazekas, G. B., Kozlowski, R., and Takacs, G. A.: Atmospheric photo-dissociation lifetimes for nitromethane, methyl nitrite, and methyl nitrate,

**α -pinene
photooxidation
gas-phase
composition**

N. C. Eddingsaas et al.

Title Page

Abstract

Introduction

Conclusions

References

Tables

Figures

⏪

⏩

◀

▶

Back

Close

Full Screen / Esc

Printer-friendly Version

Interactive Discussion



Int. J. Chem. Kinet., 12, 231–240, doi:10.1002/kin.550120404, 1980. 6451

Teresa, R.-D. M., Percival, C. J., McGillen, M. R., Hamer, P. D., and Shallcross, D. E.: Kinetics and branching ratio studies of the reaction of $C_2H_5O_2 + HO_2$ using chemical ionization mass spectrometry, Phys. Chem. Chem. Phys., 9, 4338–4348, doi:10.1039/B703038J, 2007. 6456

Vaghjiani, G. L. and Ravishankara, A. R.: Kinetics and mechanism of OH reaction with CH_3OOH , J. Phys. Chem., 93, 1948–1959, 1989. 6463

Vereecken, L. and Peeters, J.: Enhanced H-atom abstraction from pinonaldehyde, pinonic acid, pinic acid, and related compounds: theoretical study of C-H bond strengths, Phys. Chem. Chem. Phys., 4, 467–472, doi:10.1039/B109370C, 2002. 6457, 6465

Vereecken, L., Muller, J. F., and Peeters, J.: Low-volatility poly-oxygenates in the OH-initiated atmospheric oxidation of alpha-pinene: impact of non-traditional peroxy radical chemistry, Phys. Chem. Chem. Phys., 9, 5241–5248, doi:10.1039/B708023A, 2007. 6449, 6450, 6458, 6459, 6465

Wang, C. and Chen, Z.: An experimental study for rate constants of the gas phase reactions of CH_3CH_2OOH with OH radicals, O_3 , NO_2 and NO, Atmos. Environ., 42, 6614–6619, 2008. 6463

Wisthaler, A., Jensen, N. R., Winterhalter, R., Lindinger, W., and Hjorth, J.: Measurements of acetone and other gas phase product yields from the OH-initiated oxidation of terpenes by proton-transfer-reaction mass spectrometry (PTR-MS), Atmos. Environ., 35, 6181–6191, 2001. 6449, 6455

Wolfe, G. M., Thornton, J. A., Bouvier-Brown, N. C., Goldstein, A. H., Park, J.-H., McKay, M., Matross, D. M., Mao, J., Brune, W. H., LaFranchi, B. W., Browne, E. C., Min, K.-E., Wooldridge, P. J., Cohen, R. C., Crouse, J. D., Faloona, I. C., Gilman, J. B., Kuster, W. C., de Gouw, J. A., Huisman, A., and Keutsch, F. N.: The Chemistry of Atmosphere-Forest Exchange (CAFE) Model – Part 2: Application to BEARPEX-2007 observations, Atmos. Chem. Phys., 11, 1269–1294, doi:10.5194/acp-11-1269-2011, 2011. 6453

Yu, J., Griffin, R. J., Cocker, David R., I., Flagan, R. C., Seinfeld, J. H., and Blanchard, P.: Observation of gaseous and particulate products of monoterpene oxidation in forest atmospheres, Geophys. Res. Lett., 26, 1145–1148, doi:10.1029/1999GL900169, 1999. 6457

Zhang, Y. Y., Müller, L., Winterhalter, R., Moortgat, G. K., Hoffmann, T., and Pöschl, U.: Seasonal cycle and temperature dependence of pinene oxidation products, dicarboxylic acids and nitrophenols in fine and coarse air particulate matter, Atmos. Chem. Phys., 10, 7859–7873, doi:10.5194/acp-10-7859-2010, 2010. 6457

α -pinene photooxidation gas-phase composition

N. C. Eddingsaas et al.

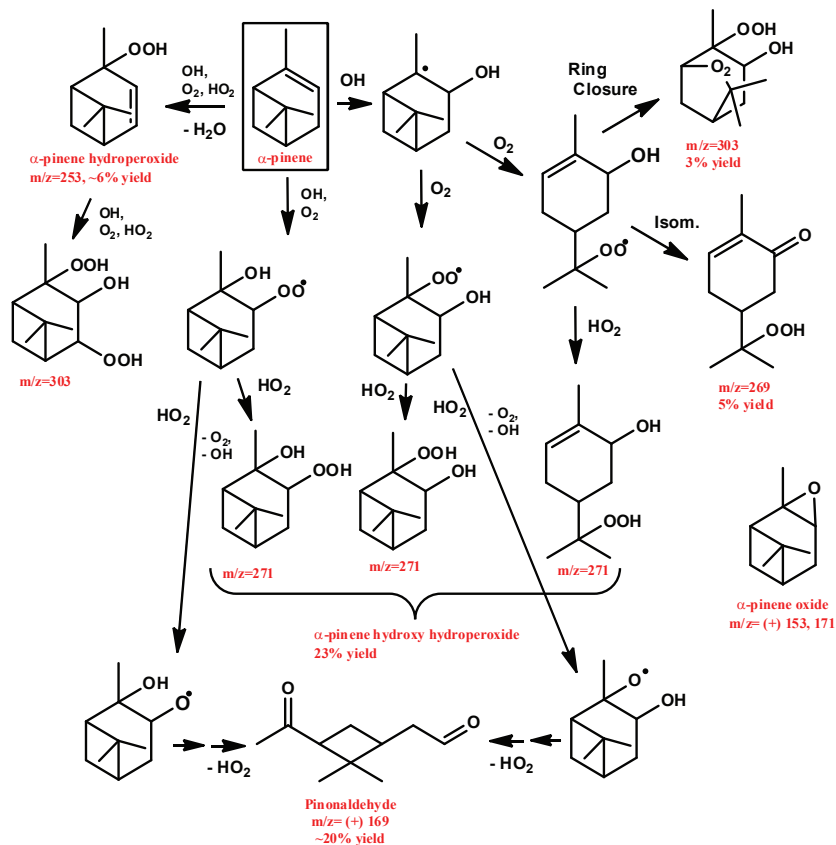


Fig. 1. Pathway of photooxidation of α -pinene under low- NO_x conditions. Species that were observed are labeled in red. The observed percent yield for first-generation products is also indicated.

Title Page

Abstract

Introduction

Conclusions

References

Tables

Figures

◀

▶

◀

▶

Back

Close

Full Screen / Esc

Printer-friendly Version

Interactive Discussion

α -pinene photooxidation gas-phase composition

N. C. Eddingsaas et al.

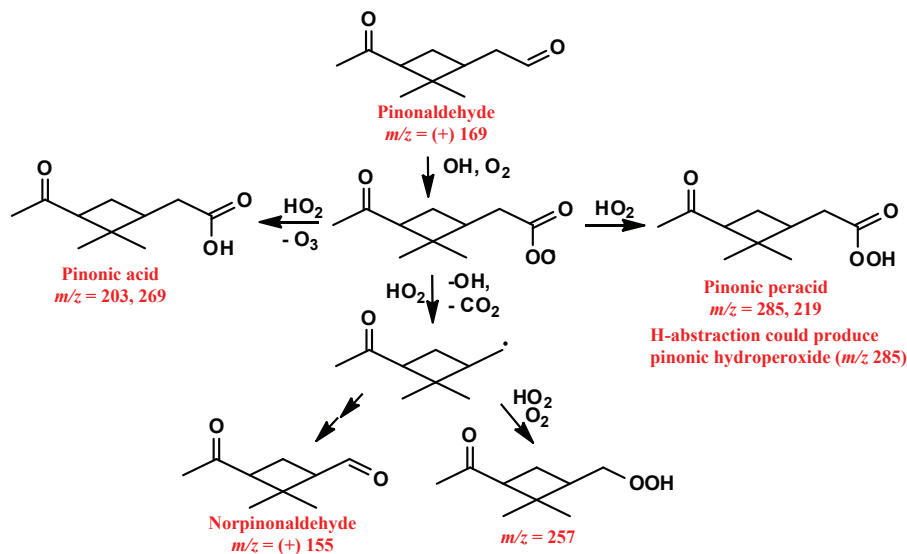


Fig. 2. Pathway of photooxidation of pinonaldehyde under low- NO_x conditions. Species that were observed are labeled in red.

Title Page

Abstract

Introduction

Conclusions

References

Tables

Figures

◀

▶

◀

▶

Back

Close

Full Screen / Esc

Printer-friendly Version

Interactive Discussion

α -pinene
photooxidation
gas-phase
composition

N. C. Eddingsaas et al.

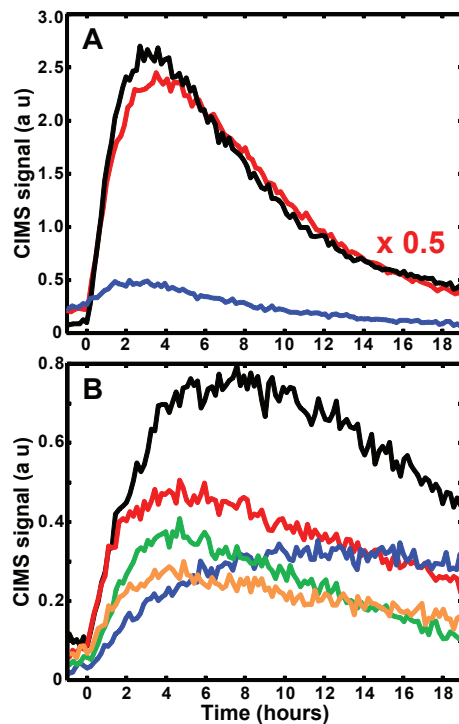


Fig. 3. CIMS time traces of a number of important low- NO_x photooxidation products of α -pinene. **(A)** Main first generation products, m/z 271 α -pinene hydroxy hydroperoxide (black), m/z (+) 169 pinonaldehyde (red), m/z 253 α -pinene hydroperoxide (blue) **(B)** Signals of species that are formed in multiple generations m/z 285 (black), m/z 269 (red), m/z 303 (green), m/z 301 (orange), and purely second-generation m/z 203 pinonic acid (blue).

α -pinene photooxidation gas-phase composition

N. C. Eddingsaas et al.

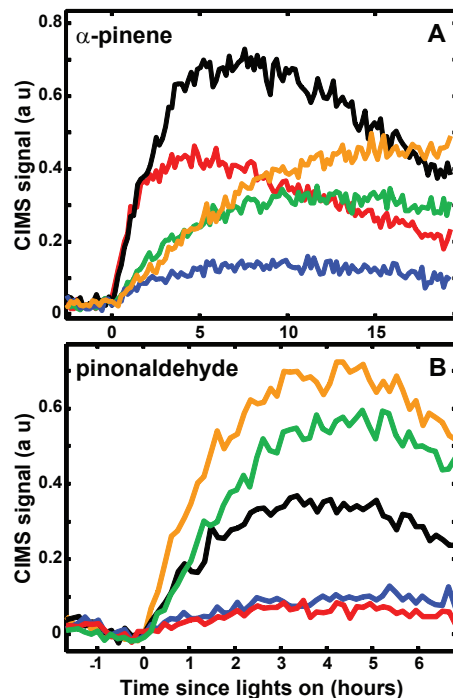


Fig. 4. Comparison of CIMS signals from low- NO_x photooxidation of **(A)** α -pinene and **(B)** pinonaldehyde; m/z 285 (black), m/z 269 (red), m/z 257 (orange), m/z 219 (blue), and m/z 203 (green). Pinonaldehyde photooxidation produces pinonic peroxyacid observed at both m/z 285 and 219, pinonic acid observed at both m/z 269 and 203, and a C9 hydroperoxide observed at m/z 257. The pinonaldehyde photooxidation products are observed from α -pinene photooxidation along with additional first-generation signals at m/z 269 and 285 from first-generation photooxidation products.

[Title Page](#)[Abstract](#)[Introduction](#)[Conclusions](#)[References](#)[Tables](#)[Figures](#)[◀](#)[▶](#)[◀](#)[▶](#)[Back](#)[Close](#)[Full Screen / Esc](#)[Printer-friendly Version](#)[Interactive Discussion](#)

***α* -pinene
photooxidation
gas-phase
composition**

N. C. Eddingsaas et al.

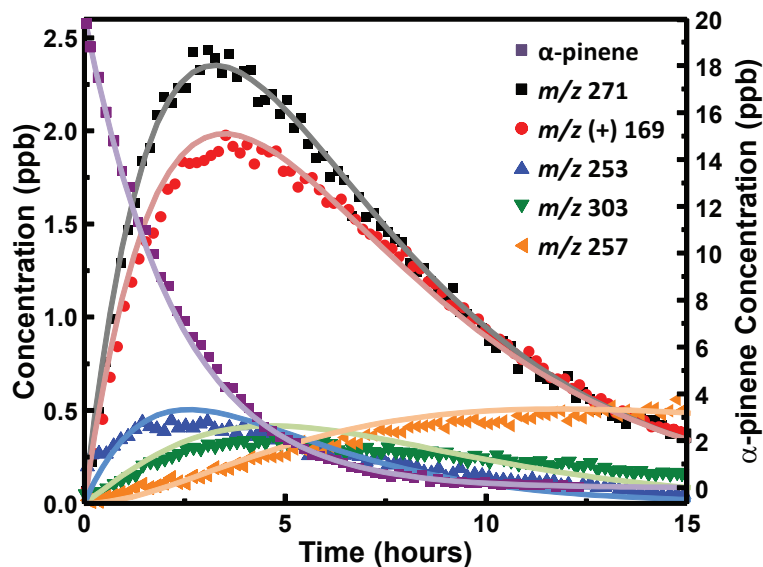


Fig. 5. Time-dependent observed (points) versus simulated (lines) concentrations from the photooxidation of 19.8 ppb of α -pinene. Represented are α -pinene (purple), α -pinene hydroxy hydroperoxide (black), pinonaldehyde (red), α -pinene hydroperoxide (blue), α -pinene hydroxy dihydroperoxide (green), and the C9 hydroperoxide from pinonaldehyde (orange). See Supplement for structural information and kinetic model.

[Title Page](#)[Abstract](#)[Introduction](#)[Conclusions](#)[References](#)[Tables](#)[Figures](#)[◀](#)[▶](#)[◀](#)[▶](#)[Back](#)[Close](#)[Full Screen / Esc](#)[Printer-friendly Version](#)[Interactive Discussion](#)

α -pinene photooxidation gas-phase composition

N. C. Eddingsaas et al.

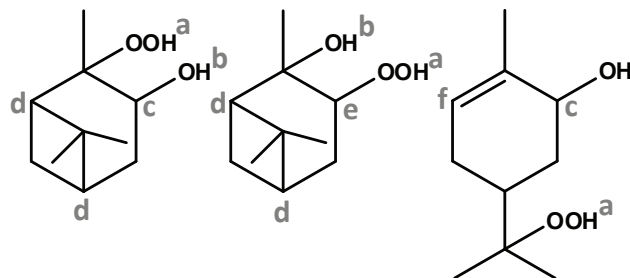


Fig. 6. Structure of the hydroxy hydroperoxided formed from the low- NO_x photooxidation of α -pinene, the most likely positions for reaction with OH are also shown; H-abstraction (**a–e**) and OH addition (**f**).

Title Page

Abstract

Introduction

Conclusions

References

Tables

Figures

⏪

⏩

◀

▶

Back

Close

Full Screen / Esc

Printer-friendly Version

Interactive Discussion

**α -pinene
photooxidation
gas-phase
composition**

N. C. Eddingsaas et al.

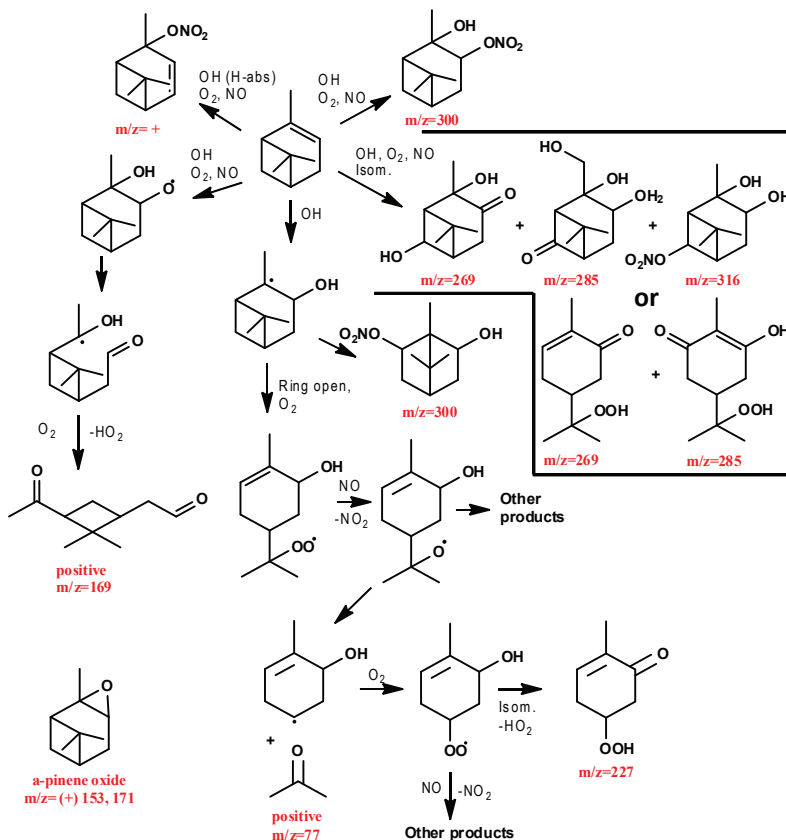


Fig. 7. Pathways of photooxidation of α -pinene under high- NO_x conditions, the structures for m/z 269 and 285 (MW 184 and 200) are those proposed by Aschmann et al. (2002) and Vereecken et al. (2007). Ion of compounds detected by CIMS are indicated in red.

Title Page

Abstract

Introduction

Conclusions

References

Tables

Figures

◀

▶

◀

▶

Back

Close

Full Screen / Esc

Printer-friendly Version

Interactive Discussion

***α*-pinene
photooxidation
gas-phase
composition**

N. C. Eddingsaas et al.

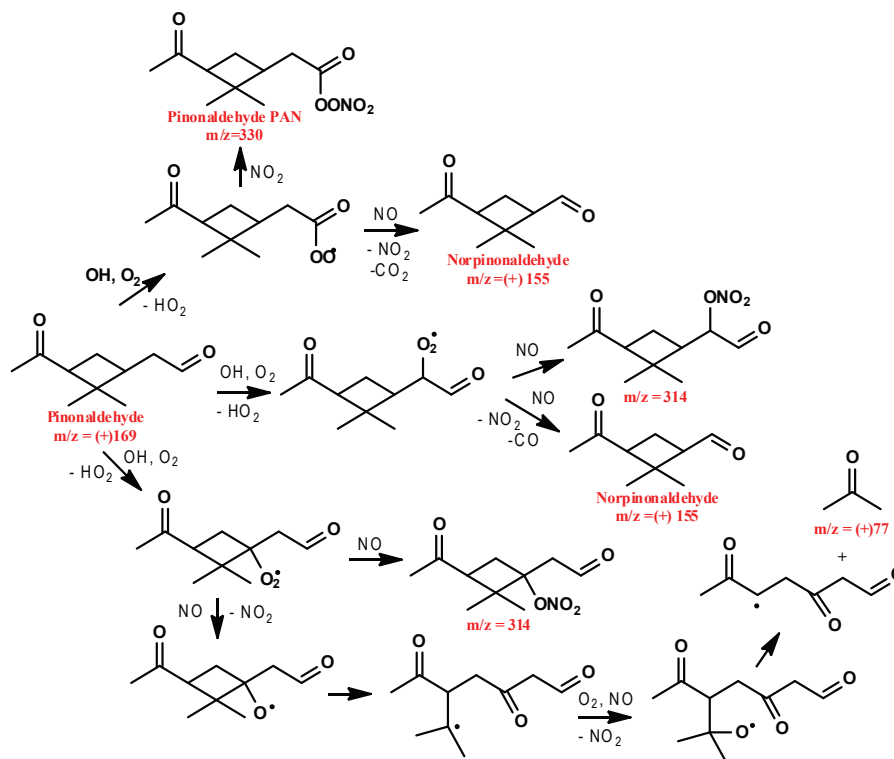


Fig. 8. Pathways of photooxidation of pinonaldehyde under high- NO_x conditions, H-abstraction by OH occurs predominantly at the aldehydic carbon. Ion of compounds detected by CIMS are indicated in red.

Title Page	
Abstract	Introduction
Conclusions	References
Tables	Figures
◀	▶
◀	▶
Back	Close
Full Screen / Esc	
Printer-friendly Version	
Interactive Discussion	