

This discussion paper is/has been under review for the journal Atmospheric Chemistry and Physics (ACP). Please refer to the corresponding final paper in ACP if available.

Temperature dependent halogen activation by N_2O_5 reactions on halide-doped ice surfaces

F. D. Lopez-Hilfiker¹, K. Constantin¹, J. P. Kercher^{1,*}, and J. A. Thornton¹

¹Department of Atmospheric Sciences, University of Washington, Seattle, WA 98195, USA
*now at: Department of Chemistry, Hiram College, Hiram, Ohio 44234, USA

Received: 21 January 2012 – Accepted: 8 February 2012 – Published: 27 February 2012

Correspondence to: J. A. Thornton (thornton@atmos.washington.edu)

Published by Copernicus Publications on behalf of the European Geosciences Union.

ACPD

12, 6085–6112, 2012

**N_2O_5 reactions on
halide-doped ices**

F. D. Lopez-Hilfiker et al.

Title Page

Abstract

Introduction

Conclusions

References

Tables

Figures

◀

▶

◀

▶

Back

Close

Full Screen / Esc

Printer-friendly Version

Interactive Discussion



Abstract

We examined the reaction of N_2O_5 on frozen halide salt solutions as a function of temperature and composition using a coated wall flow tube technique coupled to a chemical ionization mass spectrometer (CIMS). The molar yield of photo-labile halogen compounds was near unity for almost all conditions studied, with the observed reaction products being nitryl chloride (ClNO_2) and/or molecular bromine (Br_2). The relative yield of ClNO_2 and Br_2 depended on the ratio of bromide to chloride ions in the solutions used to form the ice. At a bromide to chloride ion molar ratio greater than 1/30 in the starting solution, Br_2 was the dominant product otherwise ClNO_2 was primarily produced on these near pH-neutral brines. We demonstrate that the competition between chlorine and bromine activation is a function of the ice/brine temperature presumably due to the preferential precipitation of NaCl hydrates from the brine below 250 K. Our results provide new experimental confirmation that the chemical environment of the brine layer changes with temperature and that these changes can directly affect multiphase chemistry. These findings have implications for modeling air-snow-ice interactions in polar regions and likely in polluted mid-latitude regions during winter as well.

1 Introduction

The activation and recycling of inert halides from ice and snow surfaces into halogen atom precursors can have profound effects on atmospheric chemistry and composition (Finlayson-Pitts, 2010). For example, observations and modeling studies indicate that ozone and mercury depletion events, as well as enhanced oxidation of volatile organic compounds (VOC) that occur in lower tropospheric polar air are driven by vigorous catalytic halogen chemistry (Barrie and Platt, 1997; Bottenheim et al., 1990; Evans et al., 2003; Foster et al., 2001; Jobson et al., 1994; McConnell et al., 1992; Oltmans et al., 1989; Simpson et al., 2007b; Spicer et al., 2002). The chemistry is thought

Title Page

Abstract

Introduction

Conclusions

References

Tables

Figures

◀

▶

◀

▶

Back

Close

Full Screen / Esc

Printer-friendly Version

Interactive Discussion



to be initiated and sustained by heterogeneous reactions occurring on sea ice, within salty snowpacks or on airborne halide-containing aerosol particles or blowing snow (Piot and von Glasow, 2008; Simpson et al., 2005, 2007a; Yang et al., 2008, 2010; Zhao et al., 2008). Active halogen chemistry in the Arctic appears persistent in some regions while episodic in others, and it has been associated with air temperatures below 255 K, blowing snow, and time spent over first-year sea ice (Jones et al., 2009; Kalnajs and Avallone, 2006; Simpson et al., 2007a; Tarasick and Bottenheim, 2002). In addition, chlorine activation also occurs in other snow-impacted areas such as the polluted northern mid-latitudes during winter (Mielke et al., 2011; Thornton et al., 2010). The extent to which the snowpack in these regions affects halogen cycling remains uncertain.

While active halogen chemistry in the Arctic has become well characterized by observations, the multiphase chemistry required to explain the observations remains relatively uncertain. For example, based on hydrocarbon reactivity measurements, the ratio of bromine to chlorine atoms has been inferred to range from 80–990, and exhibit significant variability (Boudries and Bottenheim, 2000; Cavender et al., 2008; Keil and Shepson, 2006). Standard chemical mechanisms employed under Arctic conditions generally find Br/Cl of 1000 or greater (Keil and Shepson, 2006; Michalowski et al., 2000); thus the observations imply a missing net chlorine atom source relative to bromine that is a factor of 10, or more, larger than currently in such models. Partly responsible for such problems is our limited understanding of the air-ice interface under typical environmental conditions. It is likely that on sea ice, snowpacks, and airborne snow particles there is a rich liquid brine layer, containing relatively high concentrations of halide and other inorganic ions, as well as organic compounds, which have been excluded from the water-ice matrix (Grannas et al., 2007; Koop et al., 2000). Moreover, the physical and chemical properties of this brine layer depend upon meteorological conditions such as temperature and relative humidity, as well as upon chemical processing and exposure to depositional sources of salts and acids (Cho et al., 2002; Koop et al., 2000; Morin et al., 2008; Sander and Morin, 2010). Experiments that

N₂O₅ reactions on halide-doped ices

F. D. Lopez-Hilfiker et al.

[Title Page](#)[Abstract](#)[Introduction](#)[Conclusions](#)[References](#)[Tables](#)[Figures](#)[◀](#)[▶](#)[◀](#)[▶](#)[Back](#)[Close](#)[Full Screen / Esc](#)[Printer-friendly Version](#)[Interactive Discussion](#)

probe multi-phase chemistry as a function of these parameters are generally lacking and as such the efficiency of several key reactions under typical environmental conditions remain unknown.

Here we present results of a study in which we exposed known concentrations of gaseous N_2O_5 to a range of halide-doped ice surfaces under varied conditions. The motivation for this specific system is two-fold. First, to our knowledge, the reactivity and products of N_2O_5 reactions on halide-doped ice systems under Arctic or winter-time mid-latitude conditions has not been explored. N_2O_5 chemistry presumably occurs, albeit at low levels, in the vicinity of Arctic halide-doped ice systems due to the presence of anthropogenic NO_x sources such as high latitude urban areas, commercial shipping, and oil and gas exploration, and due to the production of NO_x via nitrate photolysis in snowpacks (Honrath et al., 1999). Moreover, halide-doped snow also exists in continental mid-latitude regions during winter, and often where NO_x emissions are large, either due to sea salt and playa dust deposition or possibly from road salt or halide deicing fluids applied to roadways. Whether the snowpack is a source of reactive halogens in these latter regions remains unknown. Second, the chemistry of halogen activation by reactions of N_2O_5 in aqueous solutions and on solid salts is reasonably well studied (Behnke et al., 1997; Bertram and Thornton, 2009; Roberts et al., 2009; Thornton and Abbatt, 2005). This knowledge therefore provides a means to probe our understanding of brine layer composition and its dependence on physical properties such as temperature. Such information will allow for better estimates of the rates and product yields of other multiphase reactions occurring in halide-doped ice systems.

2 Experimental

Experiments were conducted using a frozen wetted wall flow tube coupled to a custom-built chemical ionization mass spectrometer optimized for the detection of gas phase halogen species. A schematic diagram of the experimental set-up is shown in Fig. 1.

N_2O_5 reactions on halide-doped ices

F. D. Lopez-Hilfiker et al.

Title Page

Abstract

Introduction

Conclusions

References

Tables

Figures

◀

▶

◀

▶

Back

Close

Full Screen / Esc

Printer-friendly Version

Interactive Discussion



2.1 Temperature controlled flow tube reactor

The reaction of N_2O_5 on halide-doped ices is carried out in a 20 cm long, 2.5 cm OD wetted wall pyrex tube that is housed in a temperature controlled cooling jacket. The cooling jacket consists of a 24 cm long, 2.5 cm ID stainless tube welded in the center of a $25 \times 25 \times 15 \text{ cm}^3$ stainless steel bath containing $\sim 5 \text{ l}$ of 95 % ethanol. The bath is first cooled to 240–250 K using a commercial chiller (Thermo), and then further by the addition of dry ice to create a dry ice/ethanol slurry. The liquid level of the bath was maintained at a height of 5 cm above the cooling jacket. We either add room-temperature ethanol (for warmer conditions) or additional dry ice (for colder conditions) until the desired temperature in the flow tube region is reached.

2.2 Ice surfaces

The reaction of N_2O_5 was carried out on artificial sea ice surfaces. Artificial halide ion solutions were made using $18 \text{ M}\Omega$ water and NaCl and NaBr from Aldrich without further purification. A stock synthetic seawater solution was made from 35.00 g SeaChem Marine Salt dissolved in 1 l DI water, giving a relative chloride to bromide mole ratio of 650:1. Additional synthetic solutions were prepared by adding various amounts of NaBr to 100 ml samples of the stock solution, creating new solutions with Cl:Br mole ratios ranging from 650:1 to 1:1. In general throughout this manuscript, Cl:Br ratios are mole ratios.

Ice coated flow tubes were prepared by first etching the inner pyrex walls with 2% HF, which produces a contaminant-free wettable surface (Abbatt and Molina, 1992; Abbatt, 1994). The glass tube was then rinsed copiously with DI water and baked. The tube was then coated thoroughly with a halide solution and manually rotated to ensure a uniform liquid coating. The flow tube was then placed into the cooling jacket and rolled so that ice formation was uniform over the entire surface. A carrier flow of 1250 standard cubic centimeters per minute (sccm) of dry N_2 was passed through two copper cooling coils, and then added at the entrance of the flow tube. The bulk flow

Title Page

Abstract

Introduction

Conclusions

References

Tables

Figures

◀

▶

◀

▶

Back

Close

Full Screen / Esc

Printer-friendly Version

Interactive Discussion



led to a residence time of 0.14 s per cm of ice exposed to reactants, with a maximum interaction time of 3 s possible for a fully exposed ice tube. The temperature of the ice surface was measured throughout the course of an experiment using a fine gauge type-K thermocouple in contact with the ice surface. The temperature of the ice surface and the N₂ flow at the exit were usually within 5 K, which we take as our ice temperature measurement accuracy. The ice coated flow tubes were allowed to equilibrate under a conditioned N₂ flow for 10–15 min prior to exposing them to N₂O₅.

2.3 N₂O₅ synthesis and delivery

N₂O₅ is synthesized using one of two similar methods described here briefly. The first method involves a 20 cm long, 3 cm OD glass reaction cell, where the reaction of a small amount of NO₂ with excess O₃ occurs at ambient temperatures producing N₂O₅ gas. O₃ is generated by flowing ~500 standard cubic centimeters per minute (sccm) of O₂ by a pen ray (UVP) lamp. Pure N₂O₅ is trapped in a glass cold finger held in an ethanol/liquid-N₂ slurry and subsequently stored at 220 K. During experiments, the N₂O₅ sample is kept in the temperature range of 200 to 205 K in a slurry of ethanol and dry ice. The N₂O₅ is swept out of the cold trap by passing 10 sccm of dry N₂ through the trap; this flow is then diluted by 90 sccm of dry N₂ for transit from the trap to the flow reactor. Most experiments were conducted using the second synthesis method which involves a similar system; however, it does not involve N₂O₅ pre-collection or storage, and is made on demand by a custom-built gas-synthesis apparatus described previously (Bertram et al., 2009; Kercher et al., 2009). In this method 3 sccm of medical-grade zero air is mixed with 40 sccm of pure N₂ and passed by a pinhole, behind which is a UV lamp, to produce a relatively low concentration of ozone (few ppm). Ozone is subsequently mixed with NO₂ in a 2.5 cm ID Teflon tube producing N₂O₅. The second method provides more stable output as small temperature fluctuations in the solid N₂O₅ trap of the first method can lead to large and rapid variations in N₂O₅ delivered to the flow reactor. As in the first method, a small flow of dry N₂ (100 sccm) delivered

[Title Page](#)[Abstract](#)[Introduction](#)[Conclusions](#)[References](#)[Tables](#)[Figures](#)[◀](#)[▶](#)[◀](#)[▶](#)[Back](#)[Close](#)[Full Screen / Esc](#)[Printer-friendly Version](#)[Interactive Discussion](#)

the N_2O_5 and any remaining NO_2 and O_3 to the injector.

The injector is 3 mm OD PFA tube surrounded by a 6 mm OD glass tube to provide support. The injector is positioned in the center of the wetted wall flow tube. Once the effluent of the injector mixed with the carrier flow, the resulting mixing ratio of N_2O_5 prior to exposure to the ice surfaces was 2–4 ppb ($5\text{--}10 \times 10^{10} \text{ molec cm}^{-3}$). The concentrations of NO_2 and O_3 were both approximately 50 ppb (Bertram et al., 2009; Kercher et al., 2009). In order to test the effects of NO_2 and O_3 being present, a set of ice tubes were exposed to NO_2 and O_3 separately. No halogens were detected during these tests suggesting that only the N_2O_5 exposure produced halogens under our conditions. While an ice tube was equilibrating, the injector opening was located passed the downstream exit of the coated wall flow tube so as to not expose the ice to N_2O_5 . Then, during the course of an experiment, the injector was repeatedly pulled back to expose the ice surface to N_2O_5 for approximately 2-min intervals, during which the gas phase products and loss of N_2O_5 were monitored by the mass spectrometer.

2.4 Detection of gas phase reactant and products

N_2O_5 , ClNO_2 , Cl_2 , BrCl , BrNO_2 , and Br_2 were all monitored online by a CIMS using iodide clusters. We have described our development of this ion chemistry for ClNO_2 and N_2O_5 detection in detail previously (Kercher et al., 2009; McNeill et al., 2006), and it has since been applied to the detection of Cl_2 , Br_2 and BrO either in laboratory or field settings (Liao et al., 2011; Mielke et al., 2011; Neuman et al., 2010; Roberts et al., 2009). To our knowledge, detection of BrCl and BrNO_2 by this method has not been described, but is a readily straightforward extension. In all cases, we report signals measured at the cluster ions, $\text{I}(\text{M}_i)^-$, corresponding to each isotope of the parent mass of each halogen-containing molecule (M_i). Iodide ion chemistry also produces other less specific reaction products from halogens and N_2O_5 that we monitored as well for further confirmation of product identities (Kercher et al., 2009).

Title Page

Abstract

Introduction

Conclusions

References

Tables

Figures

◀

▶

◀

▶

Back

Close

Full Screen / Esc

Printer-friendly Version

Interactive Discussion



N₂O₅ reactions on halide-doped ices

F. D. Lopez-Hilfiker et al.

Title Page

Abstract

Introduction

Conclusions

References

Tables

Figures

◀

▶

◀

▶

Back

Close

Full Screen / Esc

Printer-friendly Version

Interactive Discussion



A field deployable CIMS, that has been robustly calibrated to N₂O₅, ClNO₂, and Cl₂ as part of several campaigns was used for these experiments (Kercher et al., 2009; Thornton et al., 2010). As part of the field experiments we have established absolute sensitivities and more importantly a robust estimate of the sensitivity to N₂O₅ relative to that for ClNO₂ by using standard additions of N₂O₅, quantified with an internally calibrated cavity ringdown spectrometer, and the conversion of this N₂O₅ on wetted NaCl salt beds. Furthermore, we have tied the ClNO₂ sensitivity to that of Cl₂ by employing a Cl₂ permeation tube (KIN-TEK) during the field campaigns and these laboratory measurements. The output of the permeation tube was certified by the manufacturer and confirmed by gravimetric analysis. A Br₂ permeation tube (KIN-TEK) was also used during the experiments described here to calibrate the associated Br₂ signals. BrCl standards were generated by mixing the output of the Br₂ and Cl₂ permeation tube with the Cl₂ and Br₂ in a shrouded long residence mixing chamber prior to delivery to the CIMS. Finally, the calibration to ClNO₂ and BrNO₂ was periodically checked by passing Cl₂ or Br₂, respectively, over a dry NaNO₂ salt bed (Mielke et al., 2011). We have separately assessed the conversion efficiency of Cl₂ to ClNO₂ on NaNO₂ beds during the field experiments by comparing to the ClNO₂ produced by calibrated N₂O₅ conversion on NaCl beds. Through repeated calibrations both during field campaigns and in these experiments, we estimate an uncertainty in the benchmark N₂O₅ and ClNO₂ sensitivities to be ~25% (Kercher et al., 2009; Thornton et al., 2010). Therefore, we are able to report absolute yields that have an accuracy of ±25%.

A single set of average sensitivity values are applied to all experiments, neglecting variations in on the hourly or even daily timescales. The total halogen yield varies between about 0.8 and 1.2 on average across all the relevant experiments, similar to the expected variability based on the uncertainty discussed above. The absolute yield variations likely represent changes in the sensitivity to N₂O₅ relative to that for the halogen species likely due in large part to applying a constant calibration to all data. Changes in the relative product yields due to changes in ice composition, on which our conclusions are mostly based, are likely more accurate as the only requirement is that

the instrument sensitivity is constant as the ice composition is varied over the timescale of a few hours.

When sampling air with a relative humidity greater than $\sim 40\%$, we have found that the instrument has a similar sensitivity, 1–3 counts/pptv/s, to all of the above species when monitored as the Iodide clusters. As this experiment aimed to vary the temperature of an ice-coated flow tube, the water vapor content of the flow sampled by the CIMS would potentially be low and variable. Thus, to maintain a constant calibration across the conditions probed, a flow of humidified N_2 was added after the flow exited the ice tubes but prior to detection. This additional flow established and maintained the relative humidity sampled by the CIMS at $45 \pm 2\%$.

3 Results and discussion

The reaction of N_2O_5 on synthetic sea ice was investigated as a function of temperature and the relative Cl:Br concentration. When possible, the kinetics and product yields are obtained. A typical time trace showing results for the reaction of N_2O_5 on a natural sea ice surface at 242 K is shown in Fig. 2. The various ion signals are plotted as a function of the experiment time. The black trace shows the N_2O_5 signal, high when it is bypassing the ice surface. Upon exposing the ice surface to N_2O_5 , halogenated species including $ClNO_2$ (blue), and Br_2 (red) are promptly produced with a total halogen yield per N_2O_5 reacted near unity. In general, $ClNO_2$ and Br_2 were the only halogens detected – Cl_2 , $BrCl$, and $BrNO_2$ were never reproducibly detected, and the absolute yields of $ClNO_2$ and Br_2 , determined from the calibrated signal changes, were essentially always large enough to account for all N_2O_5 reacted within experimental error. The halogen yields obtained under various conditions and discussed below are determined from time traces such as this one.

The apparatus used here was aimed at product determination and not reaction kinetics. Given the large diameter of the ice tube and the operation of the flow reactor at atmospheric pressure, we expect the N_2O_5 reaction on the ice coated walls to be

Title Page

Abstract

Introduction

Conclusions

References

Tables

Figures

◀

▶

◀

▶

Back

Close

Full Screen / Esc

Printer-friendly Version

Interactive Discussion



limited by gas-phase diffusion. As a check, a set of experiments was conducted during which the loss of N_2O_5 and production of halogens on a sea ice surface were monitored during incremental pullbacks of the injector, exposing more ice surface with each pullback (not shown). The natural log of N_2O_5 signal, averaged for a total of 6 decays on three separate ice tubes, as a function of injector position yielded an observed first order rate coefficient of $0.27 \pm 0.04 \text{ s}^{-1}$, which is consistent with the 0.29 s^{-1} expected for diffusion-limited transfer from the tube center to the wall (Poschl et al., 1998). Thus, we can only report a lower limit to the reaction probability per N_2O_5 collision with the ice coated wall, $\gamma > 10^{-4}$. Hanson and Ravishankara (1991) measured γ (N_2O_5) on pure water ice to be 0.02, consistent with our lower limit.

3.1 Product dependence on the Cl:Br mole ratio

There have been relatively few studies of the direct competition between chloride and bromide ions for reaction with N_2O_5 in aqueous solutions (Behnke et al., 1997), and none to our knowledge in ice systems. We therefore varied the mole ratio of chloride to bromide ions (Cl:Br) in the solutions used to create the ice surfaces and measured the various halogen products that were released upon exposure to N_2O_5 . In Fig. 3 the absolute yields of the dominant gas phase products, ClNO_2 and Br_2 are shown as a function of the Cl:Br in the solution that was frozen and held at 258 K. Each point represents the average of several determinations at each Cl:Br ratio, the error bar represents the 1σ deviation of points averaged. The total halogen yield per N_2O_5 reacted remained near unity at each Cl:Br ratio tested and the only halogenated products observed were ClNO_2 and Br_2 . At high Cl:Br ratios, typical of seawater ($\sim 650:1$ Cl:Br), ClNO_2 was the dominant product of N_2O_5 reactions on sea ice, comprising essentially 100% of the total halogen yield. However, as the relative concentration of bromide increased, Br_2 production increased at the expense of ClNO_2 . At a Cl:Br ratio of 30:1, Br_2 and ClNO_2 were produced at nearly equal yield. Once the Cl:Br ratio reached 1:1, ClNO_2 production was negligible and Br_2 comprised essentially 100% of the total halogen yield.

Title Page

Abstract

Introduction

Conclusions

References

Tables

Figures

◀

▶

◀

▶

Back

Close


Full Screen / Esc

Printer-friendly Version

Interactive Discussion



While not the focus of this work, we can discuss a possible mechanism for N_2O_5 reactions in the brine layer of halide-doped ice systems. We assume the following reactions are occurring:



10 We have no evidence for the formation of the NO_2^+ intermediate. Its formation (Reaction R1f) and loss (Reactions R1r, R2, R3, or R4) may occur as one concerted reaction with nucleophilic attack of an electron-deficient nitrogen in the already solvated N_2O_5 , which we designate as NO_2^+ . Previous work in aqueous solutions suggests that $k_{(\text{R3})} < 1000k_{(\text{R2})}$ (Behnke et al., 1997). BrNO_2 was not detected from our ice tubes.

15 However, we were able to produce and detect it via conversion of Br_2 on a NaNO_2 salt bed, albeit with less reproducibility as for ClNO_2 . Therefore, the rate of Reaction (R6) may be faster than the desorption of BrNO_2 from the brine layer under the conditions of our experiments. That said, we cannot neglect some conversion of BrNO_2 to Br_2 in the ~ 1 m length of Teflon tubing between the flow reactor exit and our CIMS. Importantly, previous work has demonstrated that BrNO_2 reacts efficiently to Br_2 on aqueous bromide solutions (Fickert et al., 1998; Frenzel et al., 1998; Schweitzer et al., 1998).

20 For example, Fickert et al. (1998) showed that after 0.5 s of exposure of ClNO_2 to 1×10^{-4} M bromide solutions, Br_2 was 80 % of the products while BrNO_2 was the remainder. Our interaction times (seconds) and bromide ion concentrations in the brines

 N_2O_5 reactions on halide-doped ices

F. D. Lopez-Hilfiker et al.

Title Page

Abstract

Introduction

Conclusions

References

Tables

Figures

◀

▶

◀

▶

Back

Close

Full Screen / Esc

Printer-friendly Version

Interactive Discussion



(>~0.005 M) are generally much larger than those of Fickert et al. especially at the lowest Cl:Br ratios employed, suggesting that some combination of increases in the rates of Reactions (R3) and (R5) also occur upon decreasing the Cl:Br ratio in the frozen solutions.

5 If we assume that N_2O_5 either reacts with chloride or bromide to first make the corresponding nitril halide, then our results are consistent with $k_{(R3)} \sim 30k_{(R2)}$ based on the Cl:Br ratio at which Br_2 production equals that of ClNO_2 and the assumption the Cl:Br ratio in the solution that is frozen is preserved in the resulting brine. That $k_{(R3)}$ might be larger than $k_{(R2)}$ is also consistent with the lower oxidation potential of bromide ions relative to chloride (Haynes and Lide, 2011). BrCl was never observed in our system, which is also consistent with the results of Fickert et al. (1998) who found no evidence for BrCl as a product of Reaction (R5) in aqueous solutions. To conclude this section, we note that there is a general correspondence between similar reactions studied in aqueous systems and the ice systems used here, which suggests that the ice brines are to first order behaving similarly to aqueous solutions, and that there are not large relative changes in the relevant reaction rate constants with temperature over the range of 258–298 K. In what follows, we use these observations of product yields and their dependence on the Cl:Br mole ratio as constraints to understanding how the Cl:Br ratios in the brines change with temperature.

20 The above experiments varied the mole ratio of chloride relative to bromide prior to freezing, while maintaining the total ion activity similar to that of sea water. We also tested the effect of diluting the initial synthetic seawater solution (650:1 Cl:Br) with pure DI water prior to freezing, and found no significant changes in the total halogen yield with dilution factors of up to 100. The results are shown in Fig. 4 and are consistent with the fact that as the ice freezes it rejects the salts into a highly saline interface layer. Upon freezing and as the temperature is lowered further the liquid water concentration (mass fraction) in the remaining solution is greatly reduced such that the reaction of N_2O_5 on the brine interface layer primarily produces halogen products apparently even when freezing a very dilute salt solution. This result suggests that even ice or snow

 N_2O_5 reactions on halide-doped ices

F. D. Lopez-Hilfiker et al.

Title Page

Abstract

Introduction

Conclusions

References

Tables

Figures

◀

▶

◀

▶

Back

Close

Full Screen / Esc

Printer-friendly Version

Interactive Discussion



samples that are relatively dilute in halide content relative to total water equivalent of the snow may still drive the halogen yield from N_2O_5 reactions to unity if the brines remain accessible at the ice-air interface.

3.2 Product dependence on temperature

5 The ionic content of brine layers formed when seawater freezes is known to be a function of temperature. As temperature decreases past the freezing point of water in the halide salt solution, water ice precipitates enhancing the ionic content of the remaining brine (Lodge et al., 1956). As temperature decreases further various salt hydrates precipitate, in particular, $\text{NaCl} \cdot 2\text{H}_2\text{O}$ and $\text{MgCl}_2 \cdot 12\text{H}_2\text{O}$ precipitate out of the brine at
10 temperatures of 250 and 235 K, respectively (Marion and Farren, 1999; Morin et al., 2008; Richardson, 1976; Sander et al., 2006; Sander and Morin, 2010). The precipitation of chloride salts changes the relative concentration of chloride to bromide in the brine layer. At a temperature of 230 K, freezing and precipitation processes result in an enhanced net concentration of bromide ions such that the Cl:Br ratio in frozen sea-
15 water decreases from 650:1 to 100:1 (Koop et al., 2000; Morin et al., 2008). However, there is limited evidence that multiphase chemistry which might occur in the ice brines is sensitive to such changes. Moreover, it is useful to have an independent verification that such temperature dependent composition changes occur generally and are not kinetically limited in some way as most experiments and theory have assumed or sought
20 thermodynamic equilibrium (Koop et al., 2000; Morin et al., 2008).

To examine the above issues, we use the Cl:Br dependent product yield from the N_2O_5 reaction on halide-doped ices held at 258 K (Fig. 3) as a guide for interpreting changes in the product yield as the ice temperature is decreased from 255 K to 220 K. Changes in the product yields are then interpreted as being due to temperature induced changes in the Cl:Br ratio of the corresponding brine. We performed two sets of
25 experiments in this regard. In the first, we simply froze synthetic seawater solutions to different temperatures and exposed them to N_2O_5 . In the second set of experiments, we further enhanced the bromide content of the seawater solution so that we started

N_2O_5 reactions on halide-doped ices

F. D. Lopez-Hilfiker et al.

Title Page

Abstract

Introduction

Conclusions

References

Tables

Figures

◀

▶

◀

▶

Back

Close

Full Screen / Esc

Printer-friendly Version

Interactive Discussion



with Cl:Br mole ratios of 100:1, 50:1, and 30:1. These solutions were then each frozen at different temperatures and exposed to N_2O_5 .

In Fig. 5, we show the product yields per N_2O_5 lost on frozen synthetic sea water solutions (Cl:Br = 650:1) at various temperatures. ClNO_2 was the dominant product across the entire temperature range examined for this system and only trace bromine containing products were observed. The dominance of ClNO_2 can be attributed to the high concentration of chloride relative to bromide in the initial solution, on the order of 650:1. Moreover, even after $\text{NaCl} \cdot 2\text{H}_2\text{O}$ and $\text{MgCl}_2 \cdot 12\text{H}_2\text{O}$ have precipitated from the brine at temperatures below 238 K, the Cl:Br mole ratio in the brine is still $\sim 100:1$ for sea water (Koop et al., 2000; Morin et al., 2008). Based on the competitive mechanism illustrated in Fig. 3 above, ClNO_2 should remain the dominant product even at these conditions. Therefore, to increase the systems sensitivity to changing temperature, we examined the temperature dependence of brines having higher initial bromide content.

The results from a series of initial Cl:Br mole ratios of 100:1, 50:1 and 30:1, subjected to varying temperatures are shown in Fig. 6. For clarity, the data were averaged into equal-point temperature bins, and the vertical error bars are 1σ deviations about the average yields for each bin. The horizontal error bars represent the estimated accuracy of our ice temperature measurements (see methods). The standard deviation of temperatures probed in a given bin is on the order of the size of the data points. This bin averaging inevitably smears across some sharp transitions, and we more fully test all the data in a subsequent section (Fig. 7). Ice tubes from these solutions were placed into the flow tube reactor initially held at a temperature near 260 K, and then cooled to a given temperature. The ice was then exposed to N_2O_5 to determine the product yields, and the process was repeated for different temperatures with the same starting solution, and then this approach was repeated again for different starting solutions, usually on separate days. In each panel of Fig. 6, we show the yield of ClNO_2 , Br_2 , and the total halogen yield (sum of ClNO_2 and Br_2). Here we focus on the relative changes between ClNO_2 and Br_2 for a given ratio of Cl:Br. For an initial starting ratio of 100:1 Cl:Br (far right panel), ClNO_2 and Br_2 are both produced at the approximate ratio

 N_2O_5 reactions on halide-doped ices

F. D. Lopez-Hilfiker et al.

Title Page

Abstract

Introduction

Conclusions

References

Tables

Figures

◀

▶

◀

▶

Back

Close

Full Screen / Esc

Printer-friendly Version

Interactive Discussion



expected from the data in Fig. 3. Upon cooling to near the $\text{NaCl} \cdot 2\text{H}_2\text{O}$ precipitation temperature, there is no corresponding increase in Br_2 yields. Starting with a 50:1 Cl:Br solution (middle panel), ClNO_2 is again the dominant product above the $\text{NaCl} \cdot 2\text{H}_2\text{O}$ precipitation temperature, but upon cooling the ice tube walls to below 245 K, Br_2 is preferentially activated by the reaction N_2O_5 . Similarly, using a 30:1 Cl:Br solution, the yields of ClNO_2 and Br_2 are nearly equal above the $\text{NaCl} \cdot 2\text{H}_2\text{O}$ precipitation temperature and Br_2 is again preferentially produced at colder temperatures and to a larger extent than for the 50:1 Cl:Br ices. These results are consistent both with the observations made by varying Cl:Br in ices at one temperature (258 K), shown in Fig. 3, and with the expected changes of the Cl:Br in ice brines due to precipitation of chloride containing salts at temperatures below 250 K (Morin et al., 2008).

We end this section with a discussion of the extent to which we obtained closure between observed and predicted changes in brine composition with temperature. We use the observed product yields determined at various temperatures (Fig. 6) and the yield dependence on the Cl:Br mole ratio determined from Fig. 3 to infer the Cl:Br ratio of the brines at different temperatures. We then compared these “inferred” Cl:Br ratios to those expected based on the initial Cl:Br of the starting solutions and the bromide enrichment factor as a function of temperature from the thermodynamic model of Morin et al. (2008). The results are scattered in Fig. 7, and generally fall along a 1:1 line, suggesting that we reasonably understand and can predict the availability and competition of halide ions in the brine interface layer as a function of temperature and the bulk Cl:Br ratio of the initial solution. Nonetheless, the actual situation in environmental ice systems may be more complex due in part to brine movement through the snowpack and sea ice, and freeze-thaw cycles.

4 Conclusions

We have demonstrated that the reaction of N_2O_5 on halide-doped ice surfaces produces reactive halogen atom precursors at near unit yield across a broad range of

Title Page

Abstract

Introduction

Conclusions

References

Tables

Figures

◀

▶

◀

▶

Back

Close

Full Screen / Esc

Printer-friendly Version

Interactive Discussion



compositions and temperatures. We find that for Cl:Br mole ratios in the resulting ice brine greater than about 30:1, ClNO₂ is the dominant product, while below this threshold Br₂ is the dominant product. Furthermore, the temperature dependence of the halogen product yields was found to be consistent with expectations that the brine composition, and in particular the Cl:Br mole ratio, is temperature dependent due to the preferential precipitation of chloride containing salts from the brine at temperatures less than 250 K. The Cl:Br mole ratio can vary downwind of sea salt sources and with depth in a snowpack (Simpson et al., 2007b), thus N₂O₅ has the potential to activate bromine or chlorine depending on the exact composition of the halide-doped ice. As acid deposition and alkalinity precipitation can lead to actual environmental brines that are acidic (Sander et al., 2006), N₂O₅ reactions on snowpacks or lofted ice particles may in fact be a Cl₂ source via conversion of ClNO₂ (Roberts et al., 2008).

Our findings have implications not only for the source of halogen atoms from N₂O₅ chemistry but also for polar halogen activation chemistry, generally. That N₂O₅ reactions on halide-doped ice systems produce halogen atom precursors at high yield should be explored in models of Arctic chemistry, especially for springtime conditions in the presence of nitrate and halide containing snowpacks where sunlight-driven emission of NO_x from the snowpacks will lead to N₂O₅ formation above and within the snowpack during night and perhaps during the day depending the exact chemical and radiation fields. Our results are also likely applicable to salty snow and ice surfaces located in mid-latitude urban areas where higher levels of NO_x are present and the deposition of N₂O₅ to such surfaces could present a persistent wintertime source of chlorine atoms even in continental regions.

Acknowledgements. We would like to thank V. Faye McNeill for her initial work on the project. We thank the Camille and Henry Dreyfus Foundation for providing a fellowship for J. Kercher, and a grant from NSF-ATM CAREER 0846183.

N₂O₅ reactions on halide-doped ices

F. D. Lopez-Hilfiker et al.

[Title Page](#)[Abstract](#)[Introduction](#)[Conclusions](#)[References](#)[Tables](#)[Figures](#)[I◀](#)[▶I](#)[◀](#)[▶](#)[Back](#)[Close](#)[Full Screen / Esc](#)[Printer-friendly Version](#)[Interactive Discussion](#)

References

- Abbatt, J. P. D.: Heterogeneous Reaction Of HOBr With HBr And HCl On Ice Surfaces At 228-K, *Geophys. Res. Lett.*, 21, 665–668, 1994.
- Abbatt, J. P. D. and Molina, M. J.: Heterogeneous Interactions Of ClONO₂ And HCl On Nitric Acid Trihydrate At 202-K, *J. Phys. Chem.-Us.*, 96, 7674–7679, 1992.
- Barrie, L. and Platt, U.: Arctic tropospheric chemistry: an overview, *Tellus B*, 49, 450–454, 1997.
- Behnke, W., George, C., Scheer, V., and Zetzsch, C.: Production and decay of ClONO₂, from the reaction of gaseous N₂O₅ with NaCl solution: Bulk and aerosol experiments, *J. Geophys. Res.-Atmos.*, 102, 3795–3804, 1997.
- Bertram, T. H. and Thornton, J. A.: Toward a general parameterization of N₂O₅ reactivity on aqueous particles: the competing effects of particle liquid water, nitrate and chloride, *Atmos. Chem. Phys.*, 9, 8351–8363, doi:10.5194/acp-9-8351-2009, 2009.
- Bertram, T. H., Thornton, J. A., and Riedel, T. P.: An experimental technique for the direct measurement of N₂O₅ reactivity on ambient particles, *Atmos. Meas. Tech.*, 2, 231–242, doi:10.5194/amt-2-231-2009, 2009.
- Bottenheim, J. W., Barrie, L. A., Atlas, E., Heidt, L. E., Niki, H., Rasmussen, R. A., and Shepson, P. B.: Depletion Of Lower Tropospheric Ozone During Arctic Spring – The Polar Sunrise Experiment 1988, *J. Geophys. Res.-Atmos.*, 95, 18555–18568, 1990.
- Boudries, H. and Bottenheim, J. W.: Cl and Br atom concentrations during a surface boundary layer ozone depletion event in the Canadian high Arctic, *Geophys. Res. Lett.*, 27, 517–520, 2000.
- Cavender, A. E., Biesenthal, T. A., Bottenheim, J. W., and Shepson, P. B.: Volatile organic compound ratios as probes of halogen atom chemistry in the Arctic, *Atmos. Chem. Phys.*, 8, 1737–1750, doi:10.5194/acp-8-1737-2008, 2008.
- Cho, H., Shepson, P. B., Barrie, L. A., Cowin, J. P., and Zaveri, R.: NMR investigation of the quasi-brine layer in ice/brine mixtures, *J. Phys. Chem. B*, 106, 11226–11232, doi:10.1021/Jp020449+, 2002.
- Evans, M. J., Jacob, D. J., Atlas, E., Cantrell, C. A., Eisele, F., Flocke, F., Fried, A., Mauldin, R. L., Ridley, B. A., Wert, B., Talbot, R., Blake, D., Heikes, B., Snow, J., Walega, J., Weinheimer, A. J., and Dibb, J.: Coupled evolution of BrO_x-ClO_x-HO_x-NO_x chemistry during bromine-catalyzed ozone depletion events in the arctic boundary layer, *J. Geophys. Res.-Atmos.*,

ACPD

12, 6085–6112, 2012

N₂O₅ reactions on halide-doped ices

F. D. Lopez-Hilfiker et al.

Title Page

Abstract

Introduction

Conclusions

References

Tables

Figures

◀

▶

◀

▶

Back

Close

Full Screen / Esc

Printer-friendly Version

Interactive Discussion



N₂O₅ reactions on halide-doped ices

F. D. Lopez-Hilfiker et al.

[Title Page](#)[Abstract](#)[Introduction](#)[Conclusions](#)[References](#)[Tables](#)[Figures](#)[◀](#)[▶](#)[◀](#)[▶](#)[Back](#)[Close](#)[Full Screen / Esc](#)[Printer-friendly Version](#)[Interactive Discussion](#)

108, 8368, doi:10.1029/2002JD002732, 2003.

Fickert, S., Helleis, F., Adams, J. W., Moortgat, G. K., and Crowley, J. N.: Reactive uptake of ClNO₂ on aqueous bromide solutions, *J. Phys. Chem. A*, 102, 10689–10696, 1998.

Finlayson-Pitts, B. J.: Halogens in the Troposphere, *Anal. Chem.*, 82, 770–776, doi:10.1021/Ac901478p, 2010.

Foster, K. L., Plastridge, R. A., Bottenheim, J. W., Shepson, P. B., Finlayson-Pitts, B. J., and Spicer, C. W.: The role of Br₂ and BrCl in surface ozone destruction at polar sunrise, *Science*, 291, 471–474, 2001.

Frenzel, A., Scheer, V., Sikorski, R., George, C., Behnke, W., and Zetzsch, C.: Heterogeneous interconversion reactions of BrNO₂, ClNO₂, Br₂, and Cl₂, *J. Phys. Chem. A*, 102, 1329–1337, 1998.

Grannas, A. M., Bausch, A. R., and Mahanna, K. M.: Enhanced aqueous photochemical reaction rates after freezing, *J. Phys. Chem. A*, 111, 11043–11049, 2007.

Hanson, D. R. and Ravishankara, A. R.: The Reaction Probabilities of ClONO₂ and N₂O₅ on Polar Stratospheric Cloud Materials, *J. Geophys. Res.-Atmos.*, 96, 5081–5090, 1991.

Haynes, W. M. and Lide, D. R.: *CRC Handbook*, edited by: Haynes, W. M. and Lide, D. R., CRC Press, Boca Raton, 2011.

Honrath, R. E., Peterson, M. C., Guo, S., Dibb, J. E., Shepson, P. B., and Campbell, B.: Evidence of NO_x production within or upon ice particles in the Greenland snowpack, *Geophys. Res. Lett.*, 26, 695–698, 1999.

Jobson, B. T., Niki, H., Yokouchi, Y., Bottenheim, J., Hopper, F., and Leaitch, R.: Measurements of C-2-C-6 Hydrocarbons during the Polar Sunrise 1992 Experiment – Evidence for Cl Atom and Br Atom Chemistry, *J. Geophys. Res.-Atmos.*, 99, 25355–25368, 1994.

Jones, A. E., Anderson, P. S., Begoin, M., Brough, N., Hutterli, M. A., Marshall, G. J., Richter, A., Roscoe, H. K., and Wolff, E. W.: BrO, blizzards, and drivers of polar tropospheric ozone depletion events, *Atmos. Chem. Phys.*, 9, 4639–4652, doi:10.5194/acp-9-4639-2009, 2009.

Kalnajs, L. E. and Avallone, L. M.: Frost flower influence on springtime boundary-layer ozone depletion events and atmospheric bromine levels, *Geophys. Res. Lett.*, 33, doi:10.1029/2006GL025809, 2006.

Keil, A. D. and Shepson, P. B.: Chlorine and bromine atom ratios in the springtime Arctic troposphere as determined from measurements of halogenated volatile organic compounds, *J. Geophys. Res.-Atmos.*, 111, D17303, doi:10.1029/2006JD007119, 2006.

Kercher, J. P., Riedel, T. P., and Thornton, J. A.: Chlorine activation by N₂O₅: simultaneous, in

N₂O₅ reactions on halide-doped ices

F. D. Lopez-Hilfiker et al.

Title Page

Abstract

Introduction

Conclusions

References

Tables

Figures

◀

▶

◀

▶

Back

Close

Full Screen / Esc

Printer-friendly Version

Interactive Discussion



situ detection of ClNO₂ and N₂O₅ by chemical ionization mass spectrometry, *Atmos. Meas. Tech.*, 2, 193–204, doi:10.5194/amt-2-193-2009, 2009.

Koop, T., Kapilashrami, A., Molina, L. T., and Molina, M. J.: Phase transitions of sea-salt/water mixtures at low temperatures: Implications for ozone chemistry in the polar marine boundary layer, *J. Geophys. Res.-Atmos.*, 105, 26393–26402, 2000.

Liao, J., Sihler, H., Huey, L. G., Neuman, J. A., Tanner, D. J., Friess, U., Platt, U., Flocke, F. M., Orlando, J. J., Shepson, P. B., Beine, H. J., Weinheimer, A. J., Sjostedt, S. J., Nowak, J. B., Knapp, D. J., Staebler, R. M., Zheng, W., Sander, R., Hall, S. R., and Ullmann, K.: A comparison of Arctic BrO measurements by chemical ionization mass spectrometry and long path-differential optical absorption spectroscopy, *J. Geophys. Res.-Atmos.*, 116, D00r02, doi:10.1029/2010jd014788, 2011.

Lodge, J. P., Baker, M. L., and Pierrard, J. M.: Observations On Ion Separation In Dilute Solutions By Freezing, *J. Chem. Phys.*, 24, 716–719, 1956.

Marion, G. M. and Farren, R. E.: Mineral solubilities in the Na-K-Mg-Ca-Cl-SO₄-H₂O system: A re-evaluation of the sulfate chemistry in the Spencer-Moller-Weare model, *Geochim. Cosmochim. Ac.*, 63, 1305–1318, 1999.

McConnell, J. C., Henderson, G. S., Barrie, L., Bottenheim, J., Niki, H., Langford, C. H., and Templeton, E. M. J.: Photochemical Bromine Production Implicated In Arctic Boundary-Layer Ozone Depletion, *Nature*, 355, 150–152, 1992.

McNeill, V. F., Patterson, J., Wolfe, G. M., and Thornton, J. A.: The effect of varying levels of surfactant on the reactive uptake of N₂O₅ to aqueous aerosol, *Atmos. Chem. Phys.*, 6, 1635–1644, doi:10.5194/acp-6-1635-2006, 2006.

Michalowski, B. A., Francisco, J. S., Li, S. M., Barrie, L. A., Bottenheim, J. W., and Shepson, P. B.: A computer model study of multiphase chemistry in the Arctic boundary layer during polar sunrise, *J. Geophys. Res.-Atmos.*, 105, 15131–15145, 2000.

Mielke, L. H., Furgeson, A., and Osthoff, H. D.: Observation of ClNO₂ in a Mid-Continental Urban Environment, *Environ. Sci. Technol.*, 45, 8889–8896, doi:10.1021/Es201955u, 2011.

Morin, S., Marion, G. M., von Glasow, R., Voisin, D., Bouchez, J., and Savarino, J.: Precipitation of salts in freezing seawater and ozone depletion events: a status report, *Atmos. Chem. Phys.*, 8, 7317–7324, doi:10.5194/acp-8-7317-2008, 2008.

Neuman, J. A., Nowak, J. B., Huey, L. G., Burkholder, J. B., Dibb, J. E., Holloway, J. S., Liao, J., Peischl, J., Roberts, J. M., Ryerson, T. B., Scheuer, E., Stark, H., Stickel, R. E., Tanner, D. J., and Weinheimer, A.: Bromine measurements in ozone depleted air over the Arctic Ocean,

N₂O₅ reactions on halide-doped ices

F. D. Lopez-Hilfiker et al.

Title Page

Abstract

Introduction

Conclusions

References

Tables

Figures

◀

▶

◀

▶

Back

Close

Full Screen / Esc

Printer-friendly Version

Interactive Discussion



Atmos. Chem. Phys., 10, 6503–6514, doi:10.5194/acp-10-6503-2010, 2010.

Oltmans, S. J., Schnell, R. C., Sheridan, P. J., Peterson, R. E., Li, S. M., Winchester, J. W., Tans, P. P., Sturges, W. T., Kahl, J. D., and Barrie, L. A.: Seasonal Surface Ozone and Filterable Bromine Relationship in the High Arctic, Atmos. Environ., 23, 2431–2441, 1989.

5 Piot, M. and von Glasow, R.: The potential importance of frost flowers, recycling on snow, and open leads for ozone depletion events, Atmos. Chem. Phys., 8, 2437–2467, doi:10.5194/acp-8-2437-2008, 2008.

10 Poschl, U., Canagaratna, M., Jayne, J. T., Molina, L. T., Worsnop, D. R., Kolb, C. E., and Molina, M. J.: Mass accommodation coefficient of H₂SO₄ vapor on aqueous sulfuric acid surfaces and gaseous diffusion coefficient of H₂SO₄ in N₂/H₂O, J. Phys. Chem. A, 102, 10082–10089, 1998.

Richardson, C.: Phase relationship in sea ice as a function of temperature, J. Glaciol., 17, 507–519, 1976.

15 Roberts, J. M., Osthoff, H. D., Brown, S. S., and Ravishankara, A. R.: N₂O₅ oxidizes chloride to Cl₂ in acidic atmospheric aerosol, Science, 321, 1059–1059, doi:10.1126/science.1158777, 2008.

Roberts, J. M., Osthoff, H. D., Brown, S. S., Ravishankara, A. R., Coffman, D., Quinn, P., and Bates, T.: Laboratory studies of products of N₂O₅ uptake on Cl⁻ containing substrates, Geophys. Res. Lett., 36, L20808, doi:10.1029/2009gl040448, 2009.

20 Sander, R. and Morin, S.: Introducing the bromide/alkalinity ratio for a follow-up discussion on “Precipitation of salts in freezing seawater and ozone depletion events: a status report”, by Morin et al., published in Atmos. Chem. Phys., 8, 7317–7324, 2008, Atmos. Chem. Phys., 10, 7655–7658, doi:10.5194/acp-10-7655-2010, 2010.

25 Sander, R., Burrows, J., and Kaleschke, L.: Carbonate precipitation in brine – a potential trigger for tropospheric ozone depletion events, Atmos. Chem. Phys., 6, 4653–4658, doi:10.5194/acp-6-4653-2006, 2006.

Schweitzer, F., Mirabel, P., and George, C.: Multiphase chemistry of N₂O₅, ClNO₂, and BrNO₂, J. Phys. Chem. A, 102, 3942–3952, 1998.

30 Simpson, W. R., Alvarez-Aviles, L., Douglas, T. A., Sturm, M., and Domine, F.: Halogens in the coastal snow pack near Barrow, Alaska: Evidence for active bromine air-snow chemistry during springtime, Geophys. Res. Lett., 32, L04811, doi:10.1029/2004GL021748, 2005.

Simpson, W. R., Carlson, D., Hönninger, G., Douglas, T. A., Sturm, M., Perovich, D., and Platt, U.: First-year sea-ice contact predicts bromine monoxide (BrO) levels at Barrow, Alaska

better than potential frost flower contact, *Atmos. Chem. Phys.*, 7, 621–627, doi:10.5194/acp-7-621-2007, 2007a.

Simpson, W. R., von Glasow, R., Riedel, K., Anderson, P., Ariya, P., Bottenheim, J., Burrows, J., Carpenter, L. J., Frieß, U., Goodsite, M. E., Heard, D., Hutterli, M., Jacobi, H.-W., Kaleschke, L., Neff, B., Plane, J., Platt, U., Richter, A., Roscoe, H., Sander, R., Shepson, P., Sodeau, J., Steffen, A., Wagner, T., and Wolff, E.: Halogens and their role in polar boundary-layer ozone depletion, *Atmos. Chem. Phys.*, 7, 4375–4418, doi:10.5194/acp-7-4375-2007, 2007b.

Spicer, C. W., Plastridge, R. A., Foster, K. L., Finlayson-Pitts, B. J., Bottenheim, J. W., Grannas, A. M., and Shepson, P. B.: Molecular halogens before and during ozone depletion events in the Arctic at polar sunrise: concentrations and sources, *Atmos. Environ.*, 36, 2721–2731, 2002.

Tarasick, D. W. and Bottenheim, J. W.: Surface ozone depletion episodes in the Arctic and Antarctic from historical ozonesonde records, *Atmos. Chem. Phys.*, 2, 197–205, doi:10.5194/acp-2-197-2002, 2002.

Thornton, J. A. and Abbatt, J. P. D.: N_2O_5 reaction on submicron sea salt aerosol: Kinetics, products, and the effect of surface active organics, *J. Phys. Chem. A*, 109, 10004–10012, 2005.

Thornton, J. A., Kercher, J. P., Riedel, T. P., Wagner, N. L., Cozic, J., Holloway, J. S., Dube, W. P., Wolfe, G. M., Quinn, P. K., Middlebrook, A. M., Alexander, B., and Brown, S. S.: A large atomic chlorine source inferred from mid-continental reactive nitrogen chemistry, *Nature*, 464, 271–274, doi:10.1038/Nature08905, 2010.

Yang, X., Pyle, J. A., and Cox, R. A.: Sea salt aerosol production and bromine release: Role of snow on sea ice, *Geophys. Res. Lett.*, 35, L16815, doi:10.1029/2008gl034536, 2008.

Yang, X., Pyle, J. A., Cox, R. A., Theys, N., and Van Roozendael, M.: Snow-sourced bromine and its implications for polar tropospheric ozone, *Atmos. Chem. Phys.*, 10, 7763–7773, doi:10.5194/acp-10-7763-2010, 2010.

Zhao, T. L., Gong, S. L., Bottenheim, J. W., McConnell, J. C., Sander, R., Kaleschke, L., Richter, A., Kerkweg, A., Toyota, K., and Barrie, L. A.: A three-dimensional model study on the production of BrO and Arctic boundary layer ozone depletion, *J. Geophys. Res.-Atmos.*, 113, D24304, doi:10.1029/2008jd010631, 2008.

 N_2O_5 reactions on halide-doped ices

F. D. Lopez-Hilfiker et al.

Title Page

Abstract

Introduction

Conclusions

References

Tables

Figures

◀

▶

◀

▶

Back

Close

Full Screen / Esc

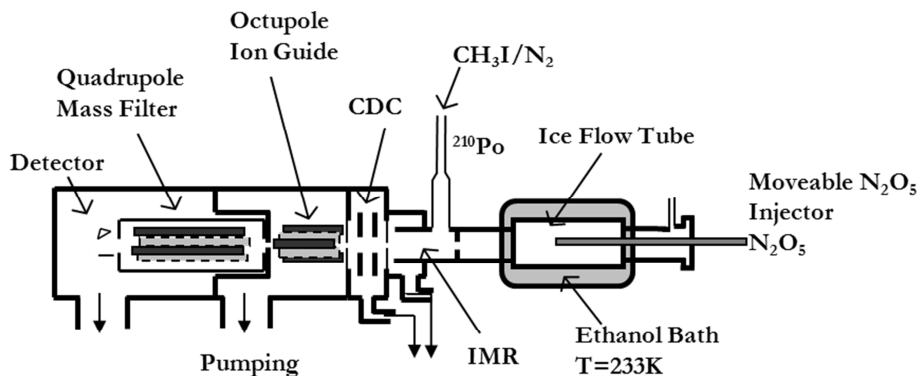
Printer-friendly Version

Interactive Discussion



**N₂O₅ reactions on
halide-doped ices**

F. D. Lopez-Hilfiker et al.

**Fig. 1.** Schematic of the ice-coated wall reactor and CIMS apparatus.

Title Page

Abstract

Introduction

Conclusions

References

Tables

Figures

◀

▶

◀

▶

Back

Close

Full Screen / Esc

Printer-friendly Version

Interactive Discussion



N₂O₅ reactions on halide-doped ices

F. D. Lopez-Hilfiker et al.

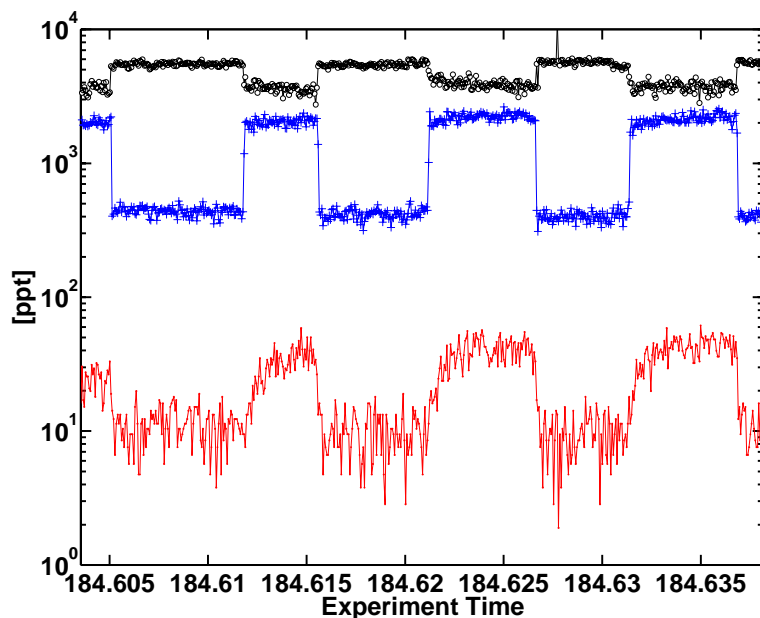


Fig. 2. An example experimental time series showing calibrated ion signals in mixing ratio units (pptv) during which a halide-doped ice surface was repeatedly exposed to N₂O₅. N₂O₅ signal (black circles), is high when it is bypassing the ice surface, and lower during exposure. Upon exposing the ice surface to N₂O₅, halogenated species including ClONO₂ (blue crosses), and Br₂ (red line) are promptly produced with a total halogen yield per N₂O₅ reacted near unity.

[Title Page](#)[Abstract](#)[Introduction](#)[Conclusions](#)[References](#)[Tables](#)[Figures](#)[◀](#)[▶](#)[◀](#)[▶](#)[Back](#)[Close](#)[Full Screen / Esc](#)[Printer-friendly Version](#)[Interactive Discussion](#)

N₂O₅ reactions on halide-doped ices

F. D. Lopez-Hilfiker et al.

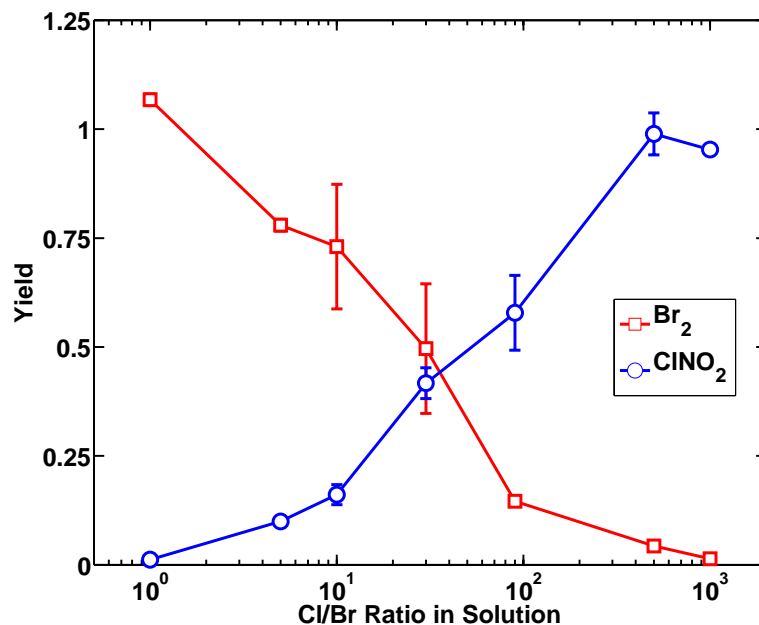


Fig. 3. The dependence of halogen products on the relative concentration of chloride and bromide in the aqueous solution used to form the ice-coated flow tube. The error bars represent the 1σ deviation of multiple determinations at each Cl:Br. The temperature of the ice surface was 258 K, therefore precipitation effects are not expected. Equal activation of ClNO₂ and Br₂ occurs at approximately 30:1 Cl:Br. The reaction of N₂O₅ with liquid water is inferred to be unimportant, consistent with the low mole fraction of H₂O relative to the halides expected in the brine.

Title Page

Abstract

Introduction

Conclusions

References

Tables

Figures

◀

▶

◀

▶

Back

Close

Full Screen / Esc

Printer-friendly Version

Interactive Discussion



N₂O₅ reactions on halide-doped ices

F. D. Lopez-Hilfiker et al.

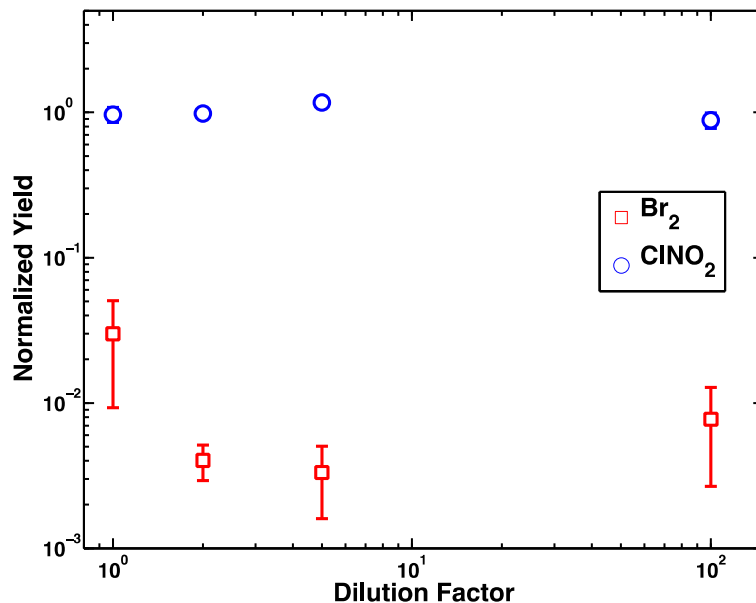


Fig. 4. The products of the reaction of N₂O₅ on synthetic sea ice surfaces are plotted as a function of the dilution factor applied to a standard seawater solution (Cl:Br = 650:1) prior to freezing. A dilution factor of 1 corresponds to a salinity of 35 parts per thousand in the solution prior to freezing, while a dilution factor of 10 corresponds to 3.5 parts per thousand and so on. The results are consistent with the fact that as the ice freezes it rejects the salts into a highly saline interface layer – the ionic composition of which is set by humidity and temperature. The error bars represent the 1 σ deviation of multiple determinations in each dilution factor bin.

Title Page

Abstract

Introduction

Conclusions

References

Tables

Figures

◀

▶

◀

▶

Back

Close

Full Screen / Esc

Printer-friendly Version

Interactive Discussion



N₂O₅ reactions on halide-doped ices

F. D. Lopez-Hilfiker et al.

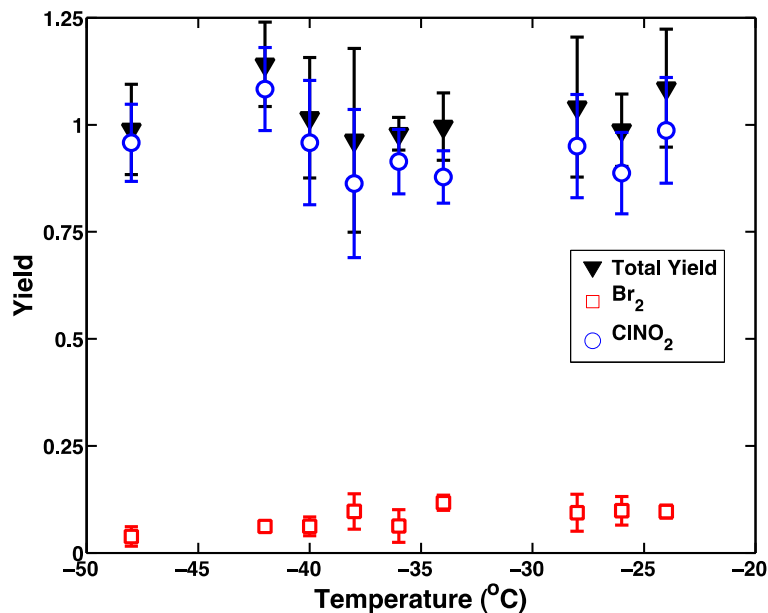


Fig. 5. Halogen product yields are plotted as a function of ice temperature. The error bars are one sigma standard deviations in the temperature bins. The same synthetic seawater solution (salinity of 35 parts per thousand and Cl:Br of 650:1) was used to make the ice in all cases. No significant changes in halogen products is observed across the temperature range studied, as is consistent with the competitive mechanism (shown in Fig. 3) because the Cl:Br mole ratio in the corresponding brines theoretically remains above $\sim 100:1$.

[Title Page](#)[Abstract](#)[Introduction](#)[Conclusions](#)[References](#)[Tables](#)[Figures](#)[◀](#)[▶](#)[◀](#)[▶](#)[Back](#)[Close](#)[Full Screen / Esc](#)[Printer-friendly Version](#)[Interactive Discussion](#)

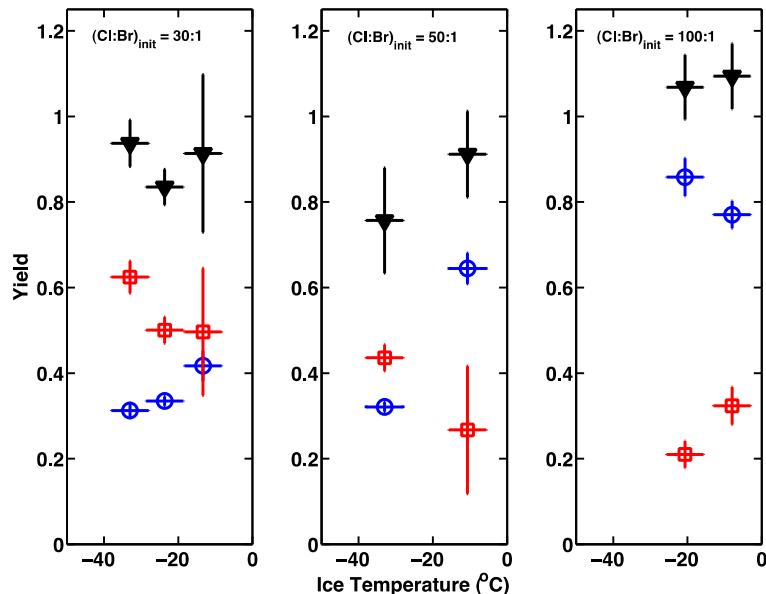


Fig. 6. The total halogen yield (triangles) and the contributions by ClNO_2 (circles) and Br_2 (squares) are plotted versus ice temperature for three different starting solutions. The vertical error bars represent the 1σ deviation of the yields from multiple determinations and the horizontal error bars are $\pm 5\text{ K}$ (see methods) representing the estimated ice temperature accuracy. The initial solutions are synthetic seawater with additional bromide to enhance the starting Cl:Br mole ratio to be 100:1, 50:1, and 30:1. Cooling the ices formed from the various initial solutions below the temperatures at which precipitation of $\text{NaCl} \cdot 2\text{H}_2\text{O}$ and $\text{MgCl}_2 \cdot 12\text{H}_2\text{O}$ occurs led to enhanced production of Br_2 beyond that expected from the initial Cl:Br ratio. This result is consistent with a decrease in the Cl:Br ratio of the brine layer due to precipitation of the chloride containing salts at temperatures below 250 K.

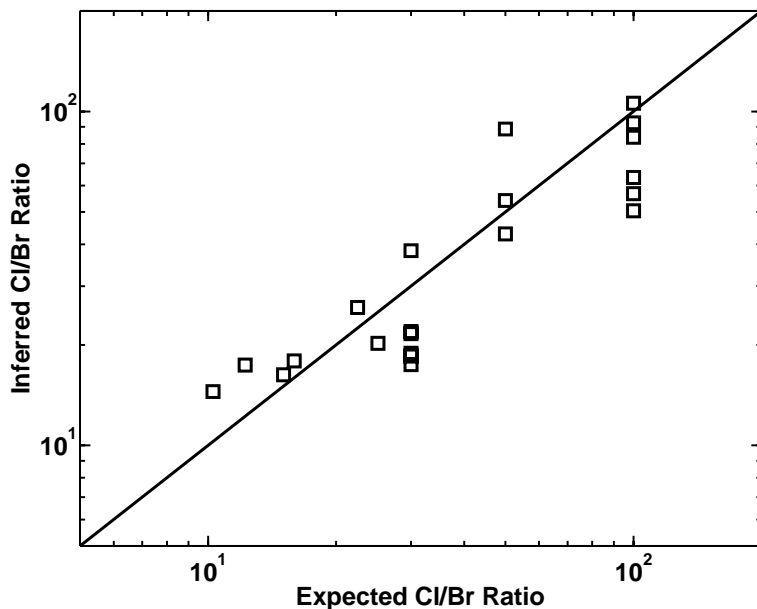


Fig. 7. The Cl:Br ratio in the brine interface layer inferred from our observations (Figs. 3 and 6) is plotted versus Cl:Br ratio predicted from a thermodynamic model of the temperature-dependent brine composition for the conditions tested in our experiment. See text for details. The two estimates are broadly explained by a 1:1 relationship (shown as solid line).

N₂O₅ reactions on halide-doped ices

F. D. Lopez-Hilfiker et al.

Title Page	
Abstract	Introduction
Conclusions	References
Tables	Figures
◀	▶
◀	▶
Back	Close
Full Screen / Esc	
Printer-friendly Version	
Interactive Discussion	

