

Supplementary Material

to

New and extended parameterization of the thermodynamic model AIOMFAC: Calculation of activity coefficients for organic-inorganic mixtures containing carboxyl, hydroxyl, carbonyl, ether, ester, alkenyl, alkyl, and aromatic functional groups

A. Zuend¹, C. Marcolli², A. M. Booth³, D. M. Lienhard², V. Soonsin², U. K. Krieger², D. O. Topping³, G. McFiggans³, T. Peter², and J. H. Seinfeld¹

¹Department of Chemical Engineering, California Institute of Technology, Pasadena, California, United States

²Institute for Atmospheric and Climate Science, ETH Zurich, Zurich, Switzerland

³School of Earth, Environmental and Atmospheric Science, University of Manchester, Manchester, United Kingdom

Complete data comparison: AIOMFAC vs. measurements

The following pages provide a graphical database overview by means of a complete set of figures, showing the experimental data and corresponding AIOMFAC calculations for all datasets used for the determination of the new main group \leftrightarrow ion interaction parameters.

General remarks regarding the presentation of the datasets / figures:

- The figures are sorted in the same sequence as the datasets are listed in Table 2 of the main article, i.e., sorted (1.) by organic compound class and (2.) inorganic electrolyte. Each figure is given a unique number, printed in the upper left corner, followed by the list of system components and the temperature range of the measurements.
- “Goodness of fit”. Printed on the lower right side of each figure is a box with information regarding the initial weighting of the dataset and its overall contribution to the value of the objective function, F_{obj} (Eq. 8). This serves as a measure of the “goodness of fit” pertaining to the respective dataset (the smaller its contribution, the better), calculated with AIOMFAC based on the interaction parameters (Table 7), that have been determined with the objective of good overall model behavior regarding the ensemble of data in the database.
- SLE data. The colors of the symbols used for the presentation of solid-liquid equilibria data indicate the component, which is saturated with respect to a solid phase: red in case of an inorganic salt and green in case of a saturated organic compound.
- LLE data. In case of liquid-liquid equilibria data of ternary systems, where measured and computed phase compositions and corresponding tie-lines are shown, representations with both types of coordinate systems, as in Fig. 5 of the main article, are shown on consecutive pages. Concerning ternary mixtures where a two-phase system was found, while the phase separation computation with AIOMFAC predicts a one-phase solution, there is only one AIOMFAC symbol plotted, i.e., the initial composition of a phase separation computation (that AIOMFAC predicts to be stable), see e.g., Fig. S0001.

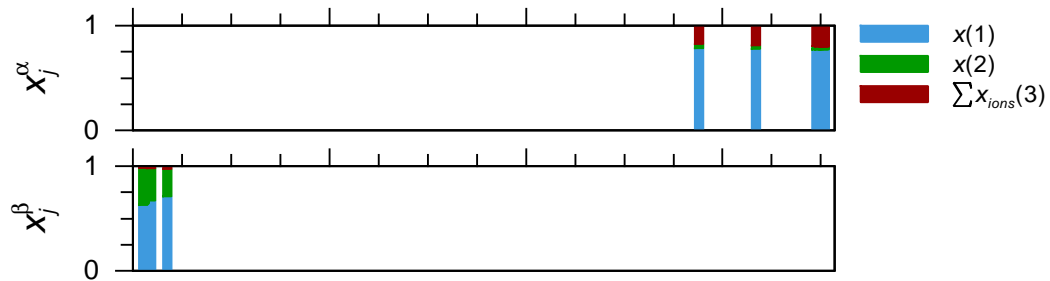
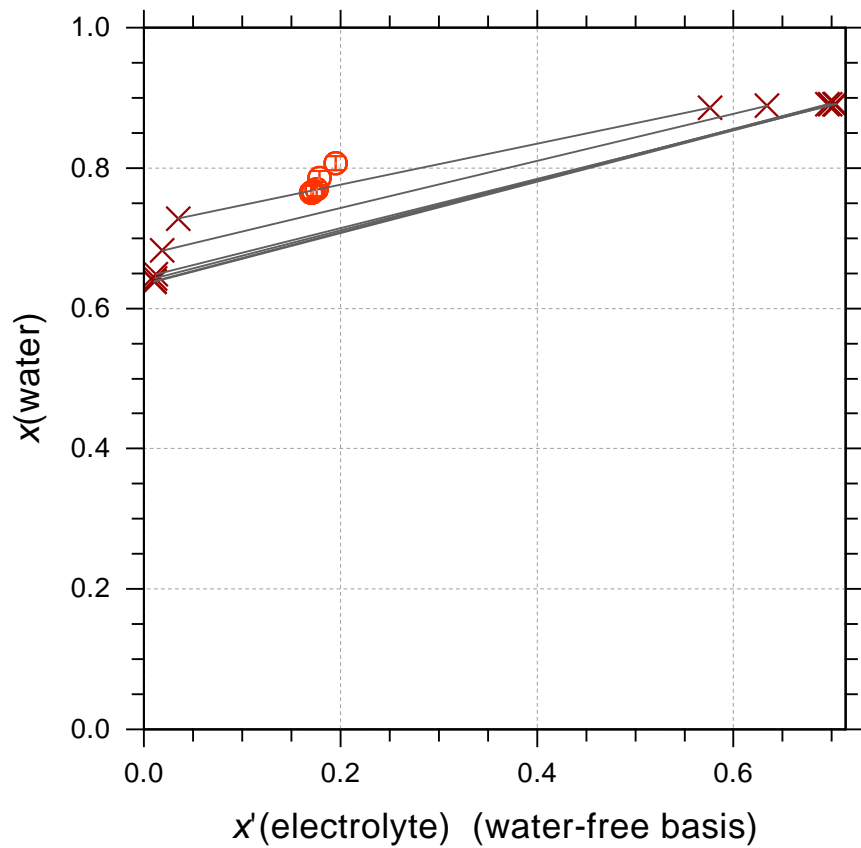
Fig. S0001 (AIOMFAC_output_1053)

H₂O (1) + Ethanol (2) + (NH₄)₂SO₄ (3)

Temperature: 298 K

left y-axis:

- × (NH₄)₂SO₄+Ethanol+Water_LLE_Wang
- AIOMFAC calc. LLE composition



initial weighting of dataset:
 $w^{init}(1053) = 0.300$
dataset contribution to F_{obj} :
 $fval(1053) = 4.6248E+00$
rel. contribution = 2.1993 %

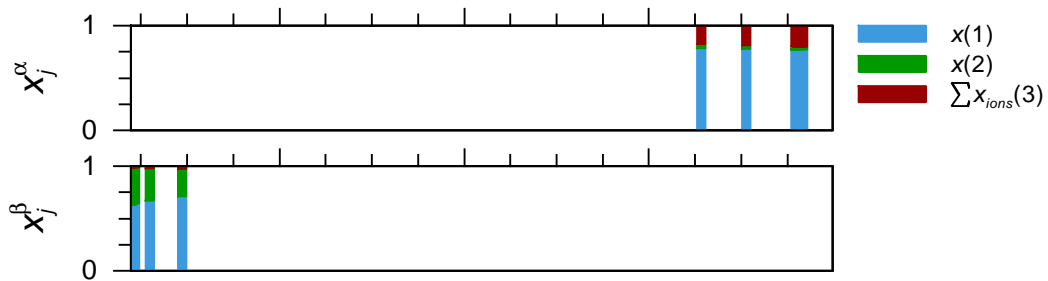
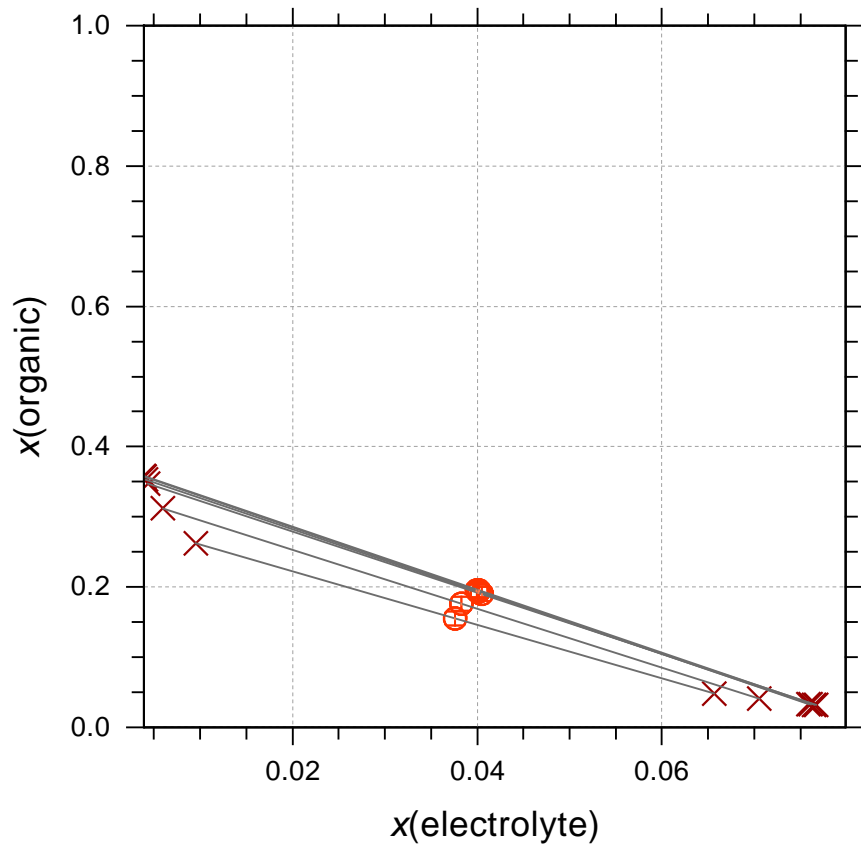
Fig. S0001a (AIOMFAC_output_1053)

H₂O (1) + Ethanol (2) + (NH₄)₂SO₄ (3)

Temperature: 298 K

left y-axis:

- × (NH₄)₂SO₄+Ethanol+Water_LLE_Wang
- AIOMFAC calc. LLE composition

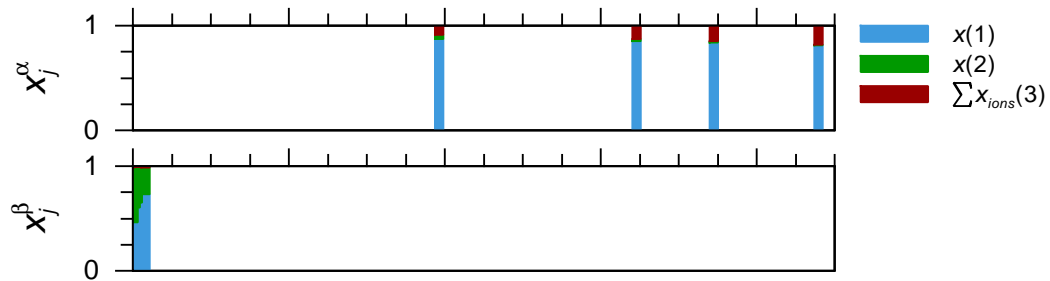
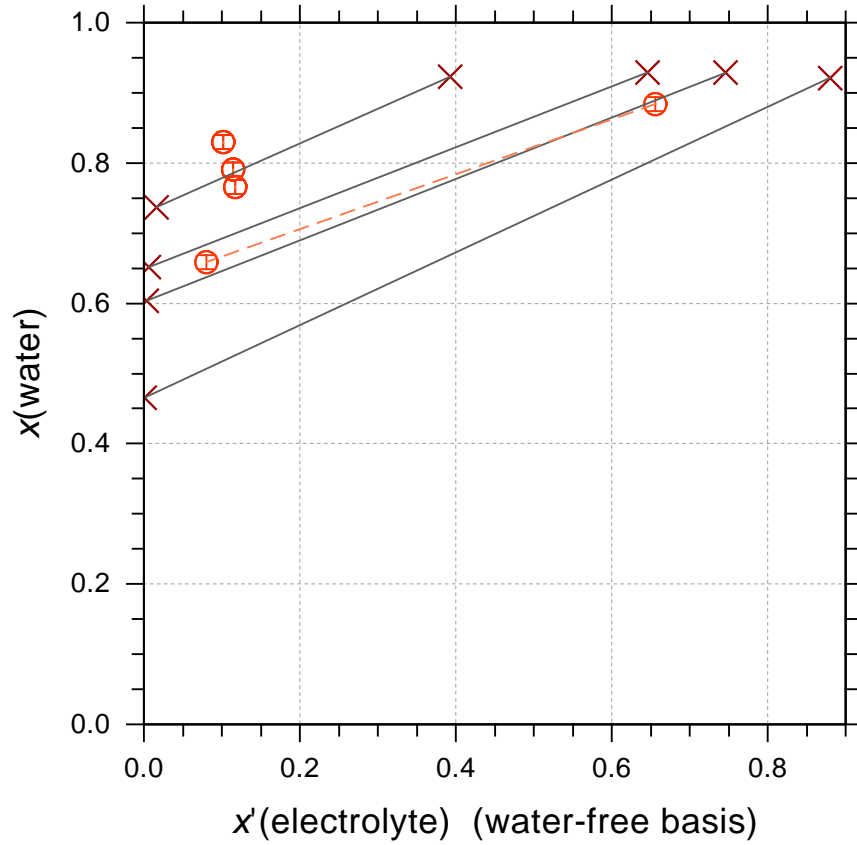


initial weighting of dataset:
 $w^{init}(1053) = 0.300$
 dataset contribution to F_{obj} :
 $fval(1053) = 4.6248E+00$
 rel. contribution = 2.1993 %

Fig. S0002 (AIOMFAC_output_1063)
 H_2O (1) + 2-Propanol (2) + $(\text{NH}_4)_2\text{SO}_4$ (3)
 Temperature: 298 K

left y-axis:

- × (NH4)2SO4+2-Propanol+Water_LLE_Sun
- AIOMFAC calc. LLE composition

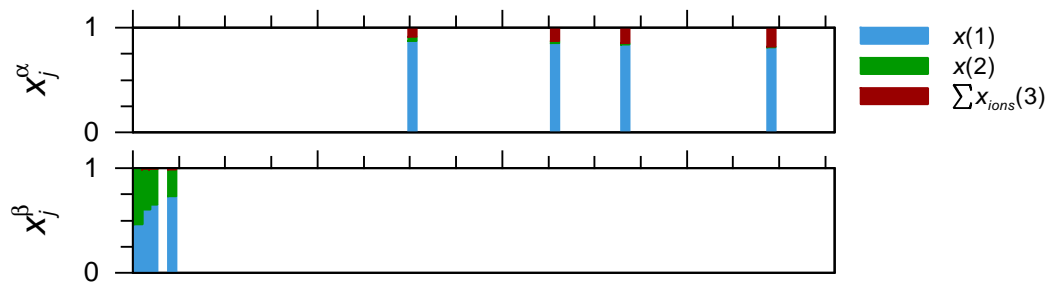
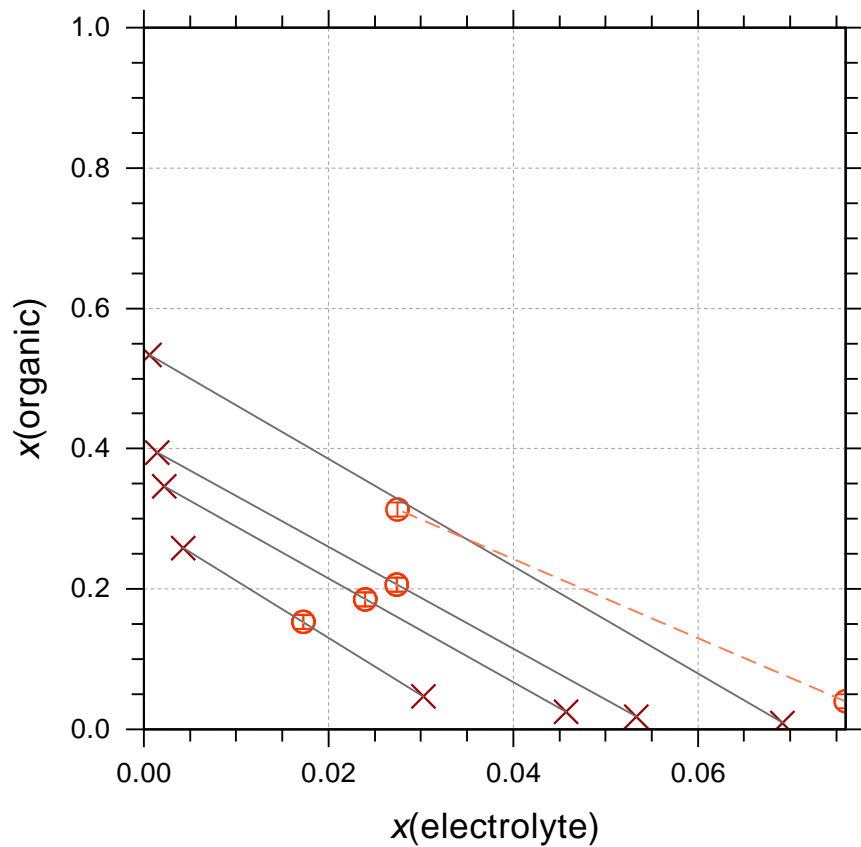


initial weighting of dataset:
 $w^{init}(1063) = 1.000$
 dataset contribution to F_{obj} :
 $fval(1063) = 8.1480\text{E-}01$
 rel. contribution = 0.3875 %

Fig. S0002a (AIOMFAC_output_1063)
 H_2O (1) + 2-Propanol (2) + $(\text{NH}_4)_2\text{SO}_4$ (3)
 Temperature: 298 K

left y-axis:

- × (NH4)2SO4+2-Propanol+Water_LLE_Sun
- AIOMFAC calc. LLE composition

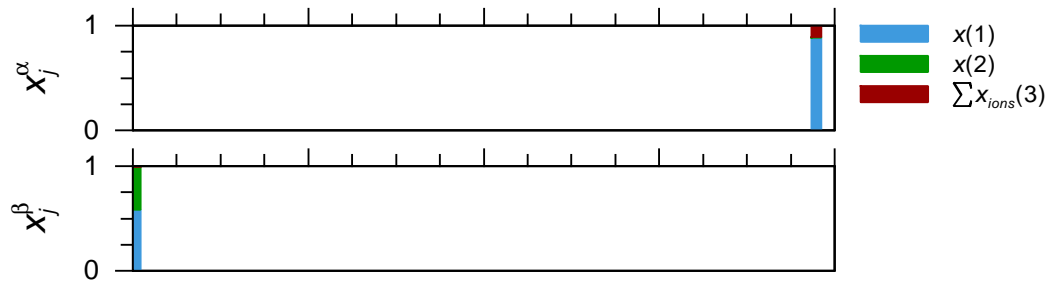
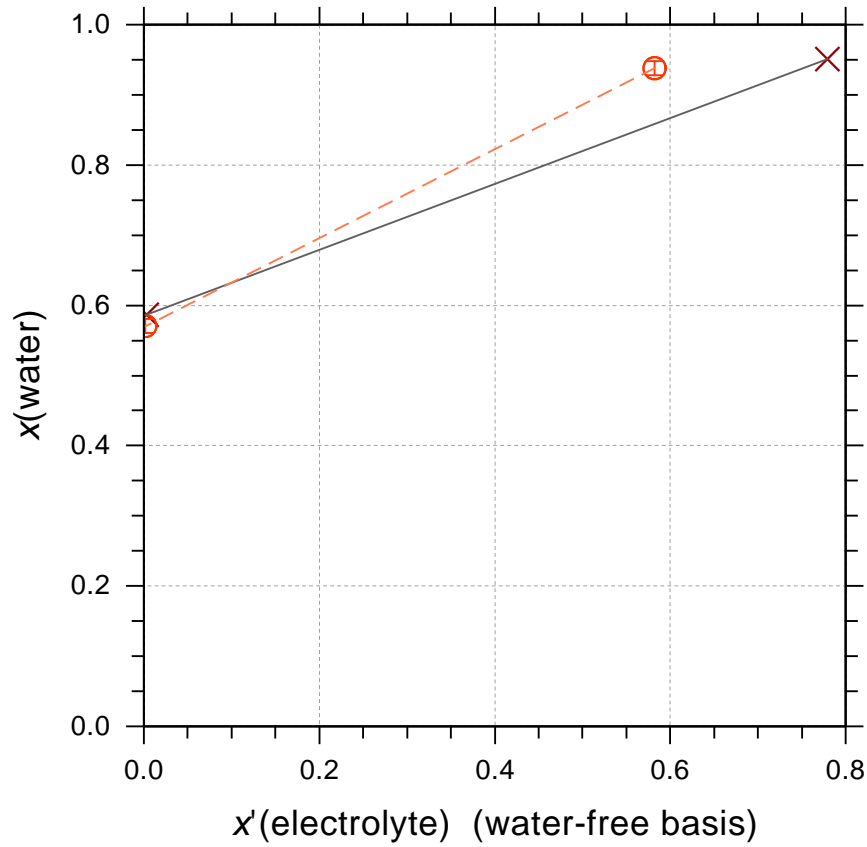


initial weighting of dataset:
 $w^{init}(1063) = 1.000$
 dataset contribution to F_{obj} :
 $fval(1063) = 8.1480\text{E-}01$
 rel. contribution = 0.3875 %

Fig. S0003 (AIOMFAC_output_1055)

H₂O (1) + *tert*-Butanol (2) + (NH₄)₂SO₄ (3)

Temperature: 298 K



left y-axis:

- × (NH₄)₂SO₄+*tert*-Butanol+Water_LLE_Kiss
- AIOMFAC calc. LLE composition

initial weighting of dataset:
 $w^{init}(1055) = 1.000$
dataset contribution to F_{obj} :
 $fval(1055) = 1.1648E-01$
rel. contribution = 0.0554 %

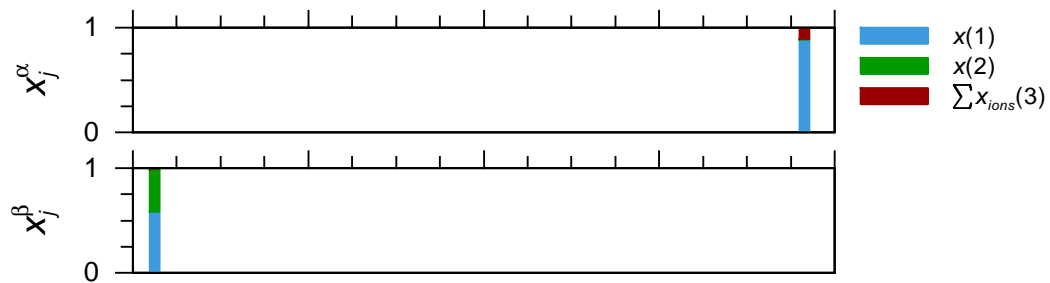
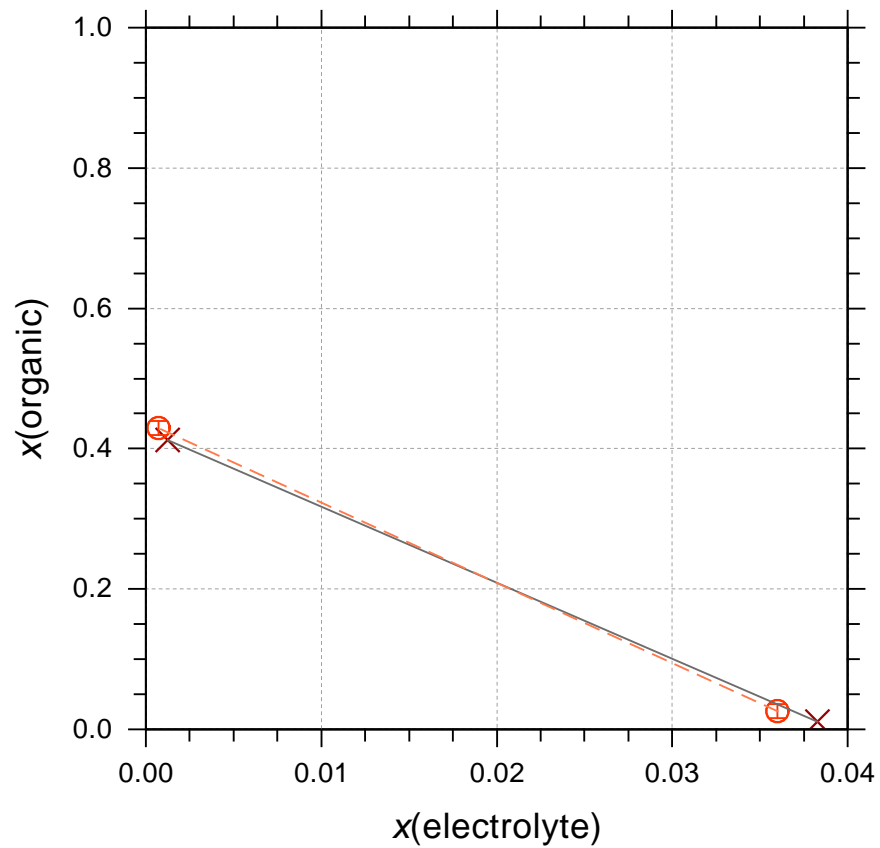
Fig. S0003a (AIOMFAC_output_1055)

H₂O (1) + *tert*-Butanol (2) + (NH₄)₂SO₄ (3)

Temperature: 298 K

left y-axis:

- × (NH₄)₂SO₄+*tert*-Butanol+Water_LLE_Kiss
- AIOMFAC calc. LLE composition



initial weighting of dataset:
 $w^{init}(1055) = 1.000$
dataset contribution to F_{obj} :
 $fval(1055) = 1.1648E-01$
rel. contribution = 0.0554 %

Fig. S0004 (AIOMFAC_output_0091)

H₂O (1) + Glycerol (2) + (NH₄)₂SO₄ (3)

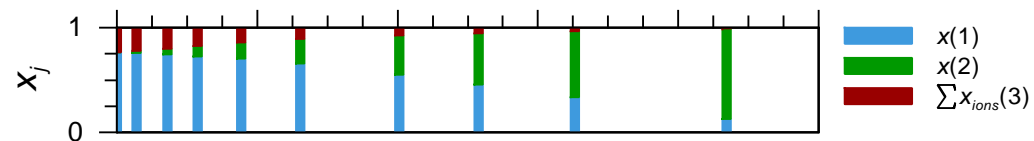
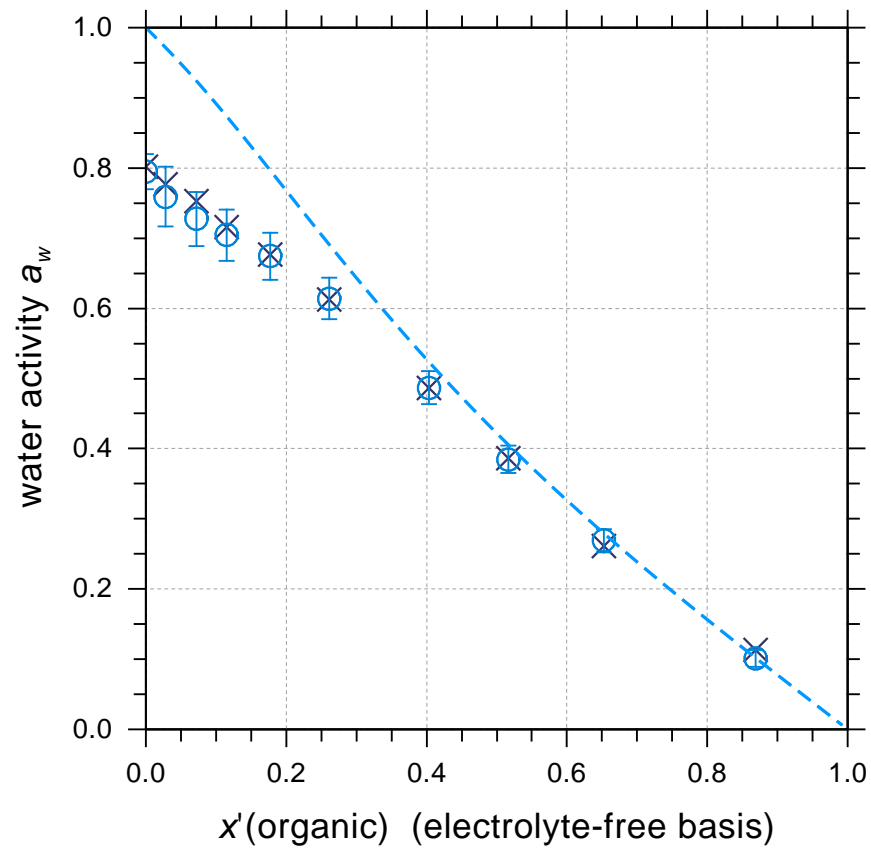
Temperature: 298 K

left y-axis:

× (NH₄)₂SO₄_Glycerol_Marcolli

○ AIOMFAC water activity a_w

--- AIOMFAC electrolyte-free solution a_w



initial weighting of dataset:

$w^{init}(0091) = 2.000$

dataset contribution to F_{obj} :

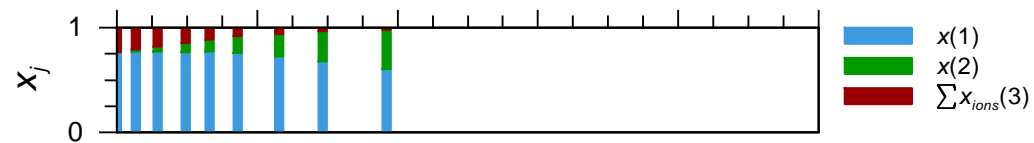
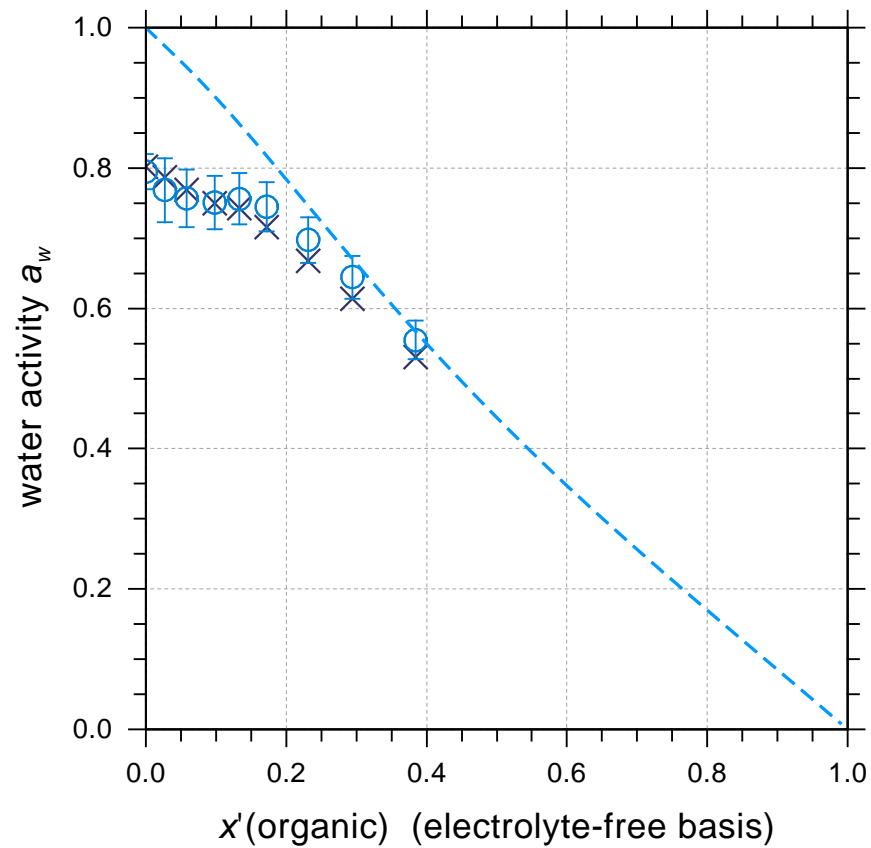
$fval(0091) = 2.3980E-02$

rel. contribution = 0.0114 %

Fig. S0005 (AIOMFAC_output_0092)
 H_2O (1) + 1,2,4-Butanetriol (2) + $(\text{NH}_4)_2\text{SO}_4$ (3)
 Temperature: 298 K

left y-axis:

- × (NH4)2SO4_1-2-4-Butanetriol_Marcolli
- AIOMFAC water activity a_w
- - - AIOMFAC electrolyte-free solution a_w

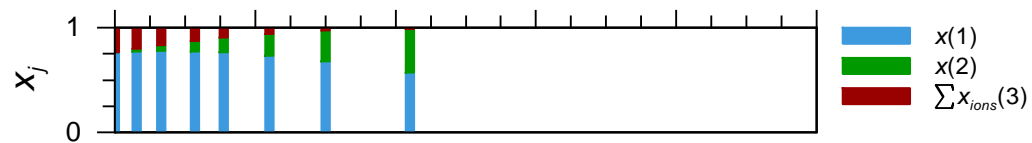
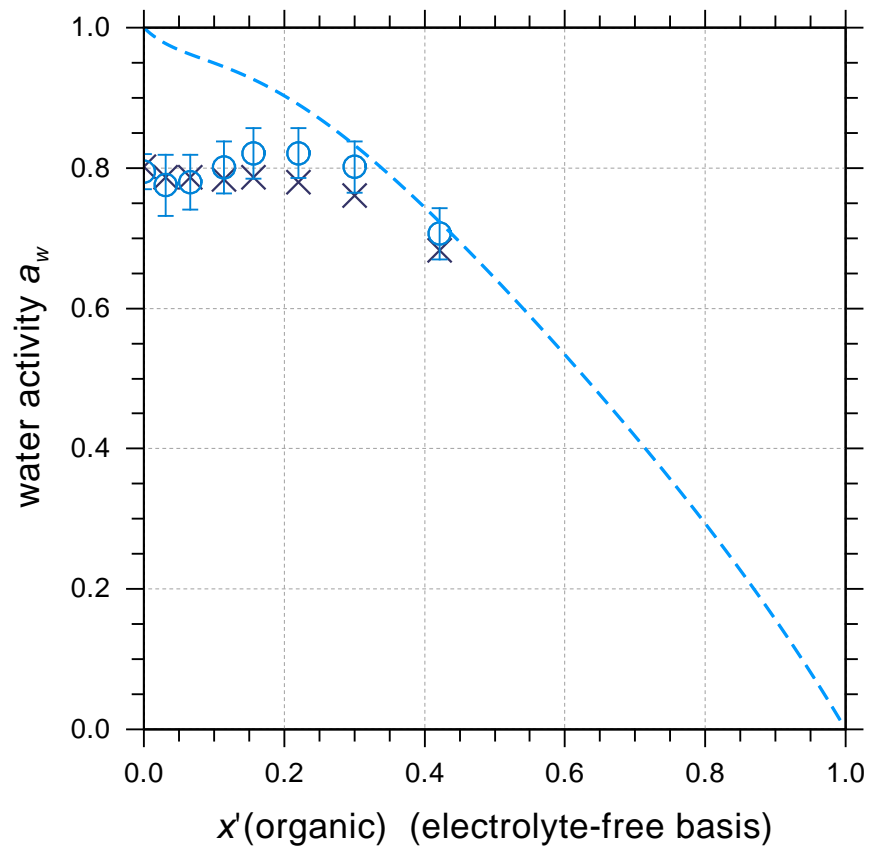


initial weighting of dataset:
 $w^{init}(0092) = 2.000$
 dataset contribution to F_{obj} :
 $fval(0092) = 1.6714\text{E-}02$
 rel. contribution = 0.0079 %

Fig. S0006 (AIOMFAC_output_0093)
 H_2O (1) + 1,2-Butanediol (2) + $(\text{NH}_4)_2\text{SO}_4$ (3)
 Temperature: 298 K

left y-axis:

- × (NH4)2SO4_1-2-Butanediol_Marcolli
- AIOMFAC water activity a_w
- - - AIOMFAC electrolyte-free solution a_w

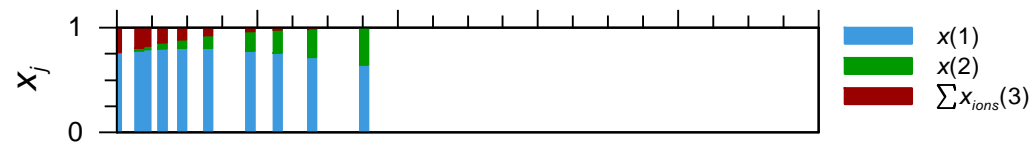
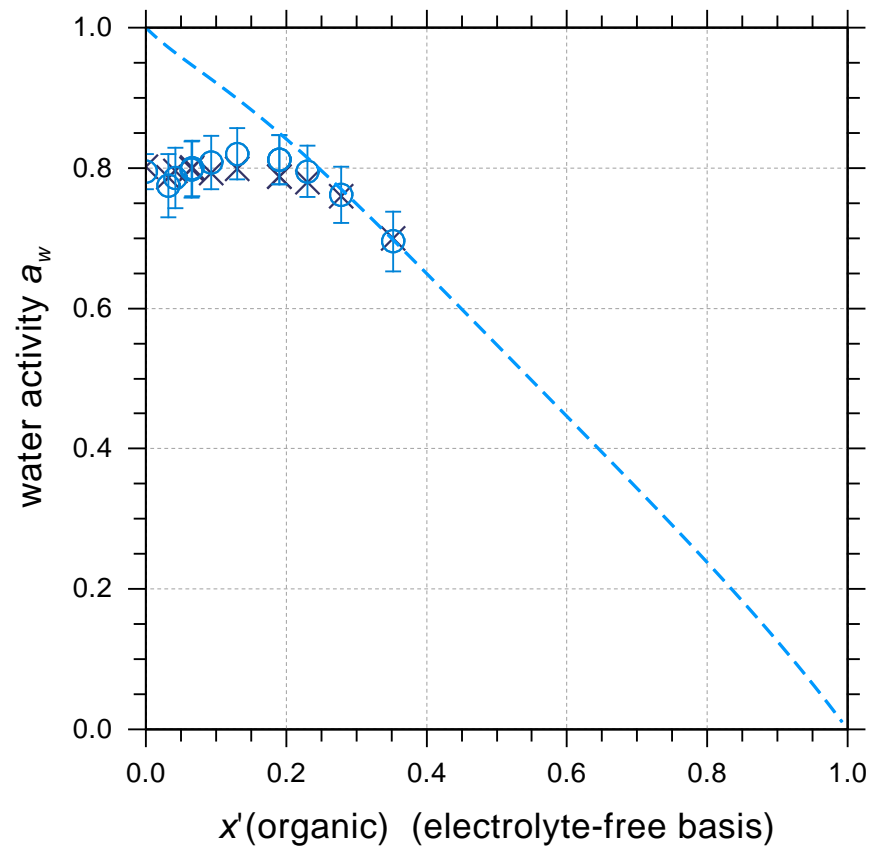


initial weighting of dataset:
 $w^{init}(0093) = 2.000$
 dataset contribution to F_{obj} :
 $fval(0093) = 1.7328\text{E-}02$
 rel. contribution = 0.0082 %

Fig. S0007 (AIOMFAC_output_0094)
 H_2O (1) + 1,4-Butanediol (2) + $(\text{NH}_4)_2\text{SO}_4$ (3)
 Temperature: 298 K

left y-axis:

- × (NH4)2SO4_1-4-Butanediol_Marcolli
- AIOMFAC water activity a_w
- - - AIOMFAC electrolyte-free solution a_w

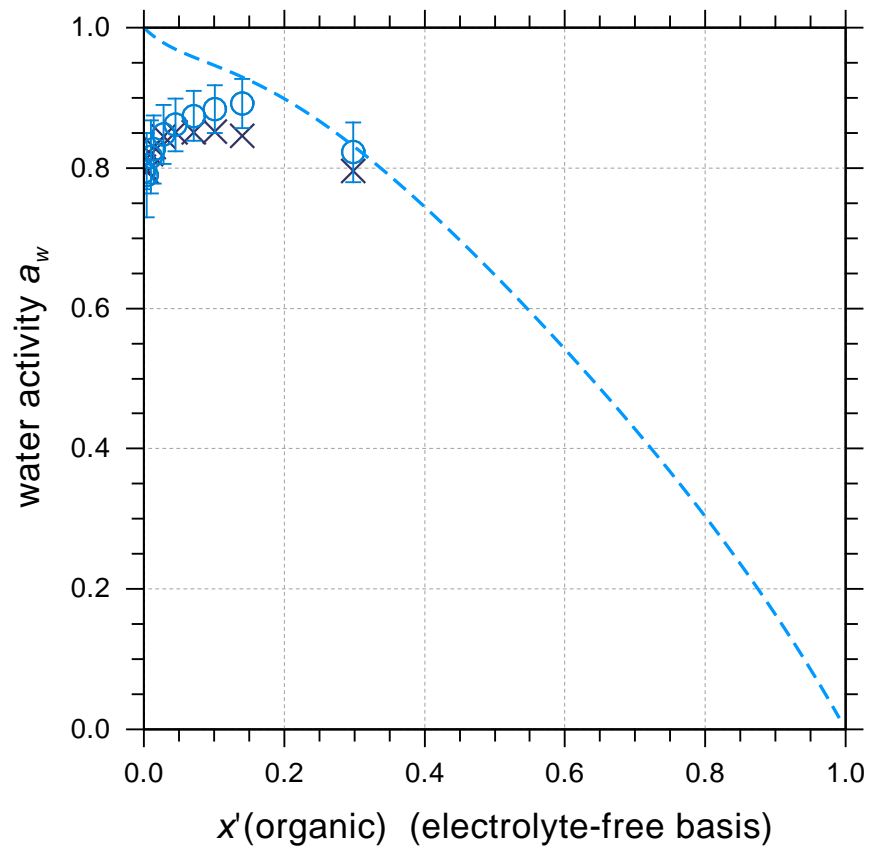


initial weighting of dataset:
 $w^{init}(0094) = 2.000$
 dataset contribution to F_{obj} :
 $fval(0094) = 5.8265\text{E-}03$
 rel. contribution = 0.0028 %

Fig. S0008 (AIOMFAC_output_0095)

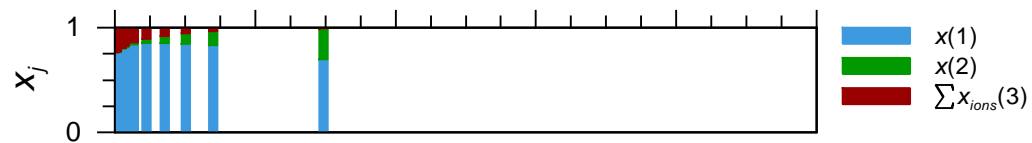
H₂O (1) + 2,4-Pentanediol (2) + (NH₄)₂SO₄ (3)

Temperature: 298 K



left y-axis:

- × (NH₄)₂SO₄_2-4-Pentanediol_Marcolli
- AIOMFAC water activity a_w
- - - AIOMFAC electrolyte-free solution a_w

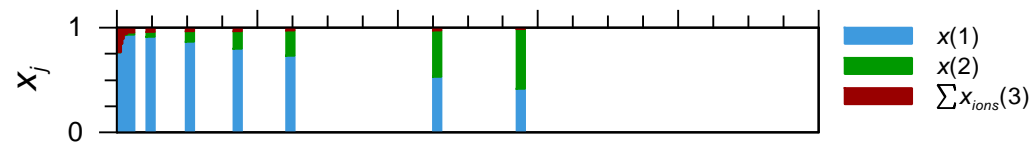
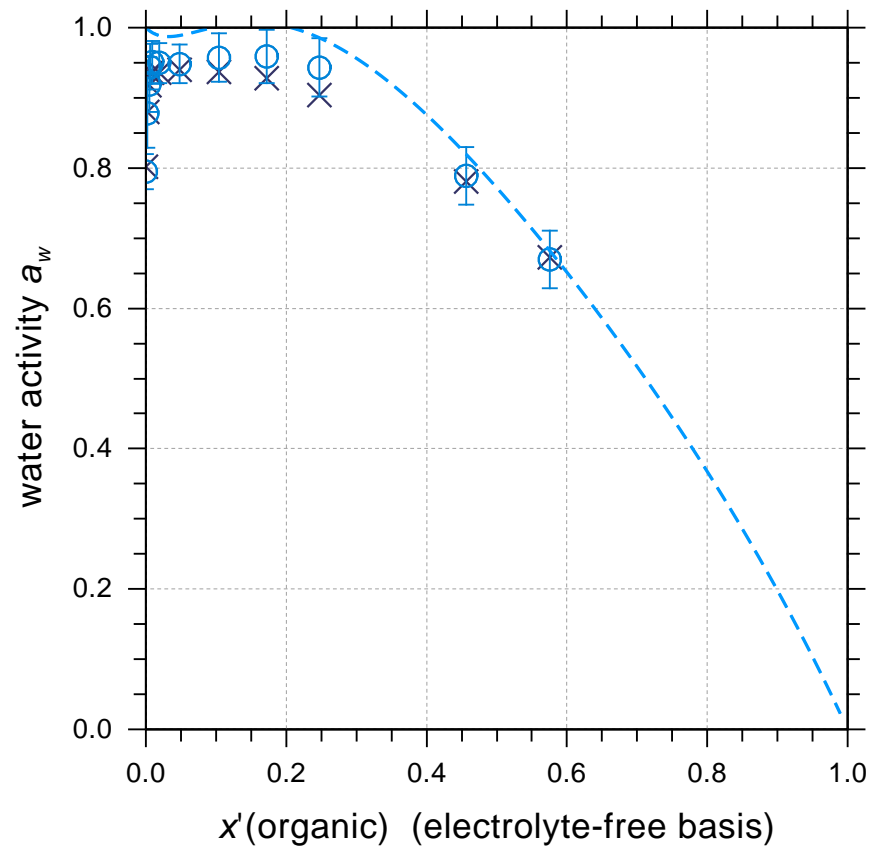


initial weighting of dataset:
 $w^{init}(0095) = 2.000$
dataset contribution to F_{obj} :
 $fval(0095) = 1.2028E-02$
rel. contribution = 0.0057 %

Fig. S0009 (AIOMFAC_output_0096)
 H_2O (1) + 1,2-Hexanediol (2) + $(\text{NH}_4)_2\text{SO}_4$ (3)
 Temperature: 298 K

left y-axis:

- × (NH4)2SO4_1-2-Hexanediol_Marcolli
- AIOMFAC water activity a_w
- - - AIOMFAC electrolyte-free solution a_w

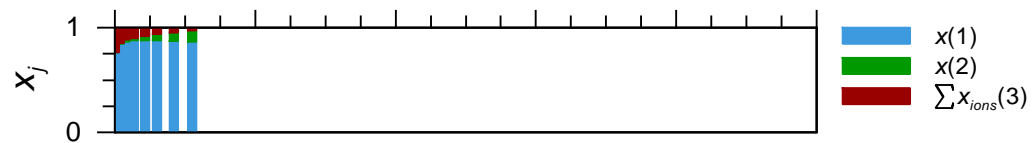
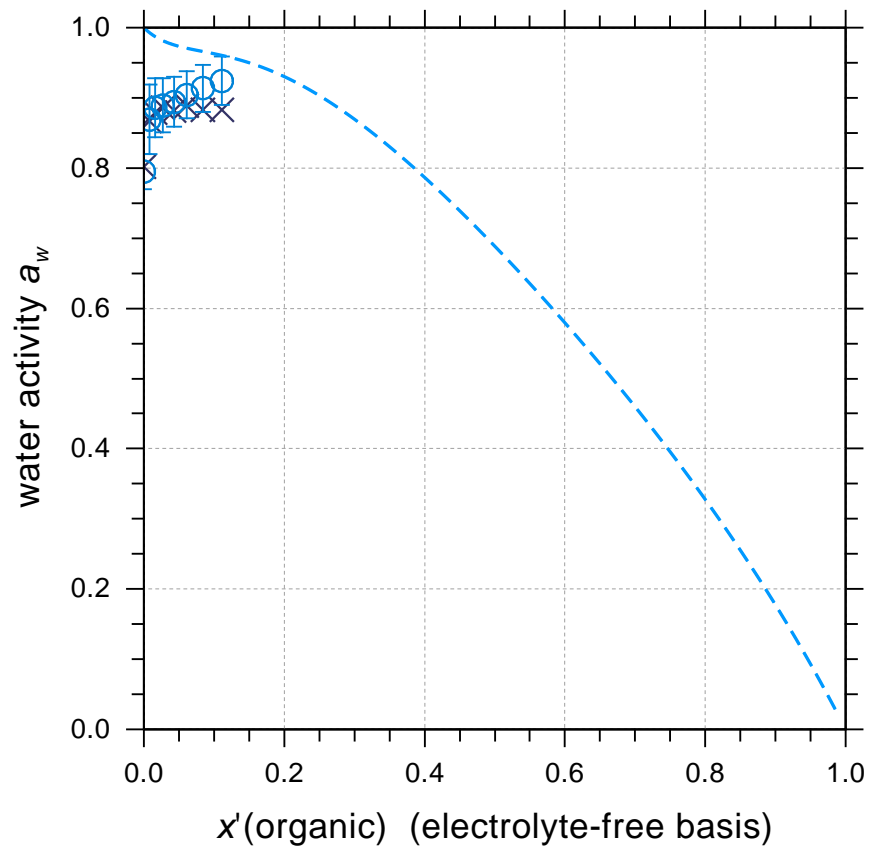


initial weighting of dataset:
 $w^{init}(0096) = 2.000$
 dataset contribution to F_{obj} :
 $fval(0096) = 6.6671\text{E-}03$
 rel. contribution = 0.0032 %

Fig. S0010 (AIOMFAC_output_0097)
 H_2O (1) + 2,5-Hexanediol (2) + $(\text{NH}_4)_2\text{SO}_4$ (3)
 Temperature: 298 K

left y-axis:

- × (NH4)2SO4_2-5-Hexanediol_Marcolli
- AIOMFAC water activity a_w
- - - AIOMFAC electrolyte-free solution a_w

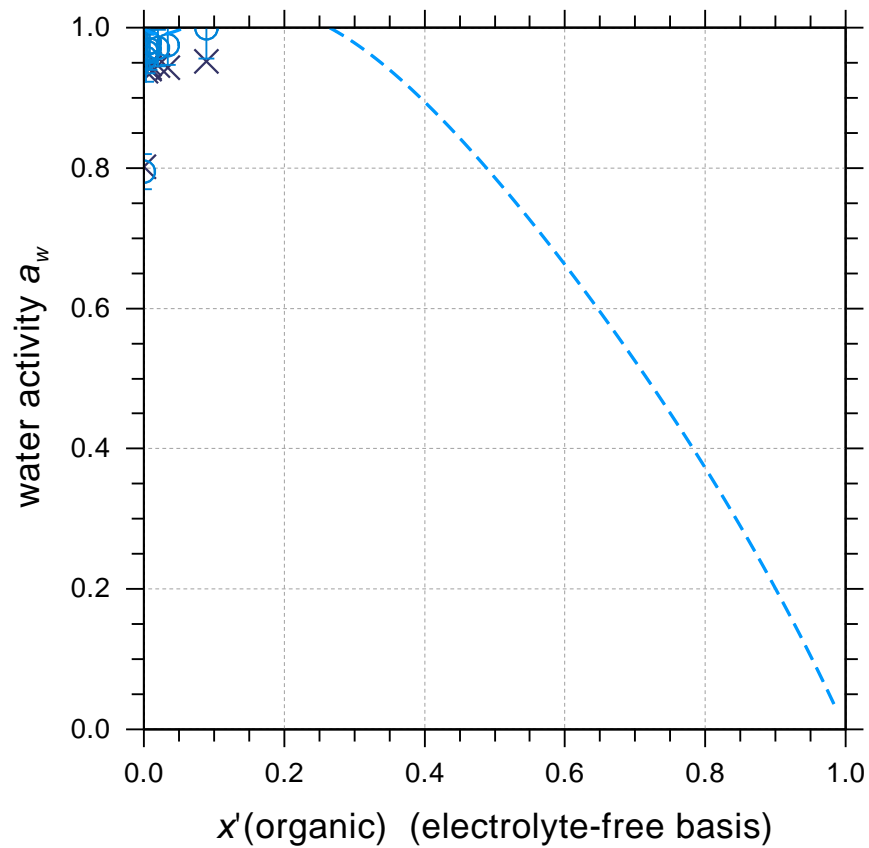


initial weighting of dataset:
 $w^{init}(0097) = 2.000$
 dataset contribution to F_{obj} :
 $fval(0097) = 7.4965\text{E-}03$
 rel. contribution = 0.0036 %

Fig. S0011 (AIOMFAC_output_0098)

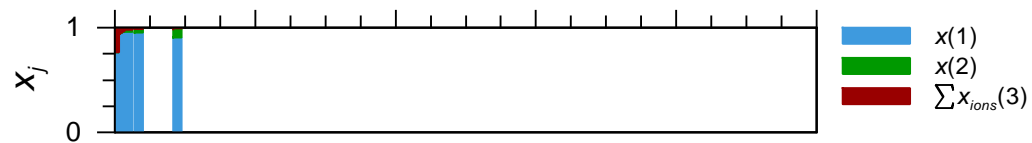
H₂O (1) + 1,7-Heptanediol (2) + (NH₄)₂SO₄ (3)

Temperature: 298 K



left y-axis:

- × (NH₄)₂SO₄_1-7-Heptanediol_Marcolli
- AIOMFAC water activity a_w
- - - AIOMFAC electrolyte-free solution a_w



initial weighting of dataset:
 $w^{init}(0098) = 2.000$
dataset contribution to F_{obj} :
 $fval(0098) = 1.5829E-02$
rel. contribution = 0.0075 %

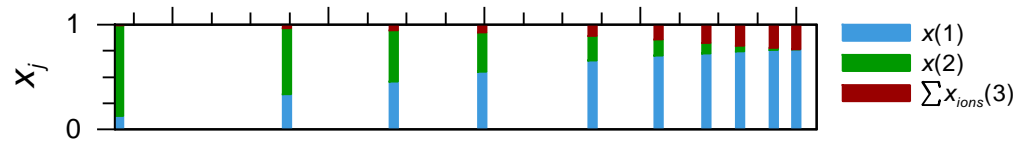
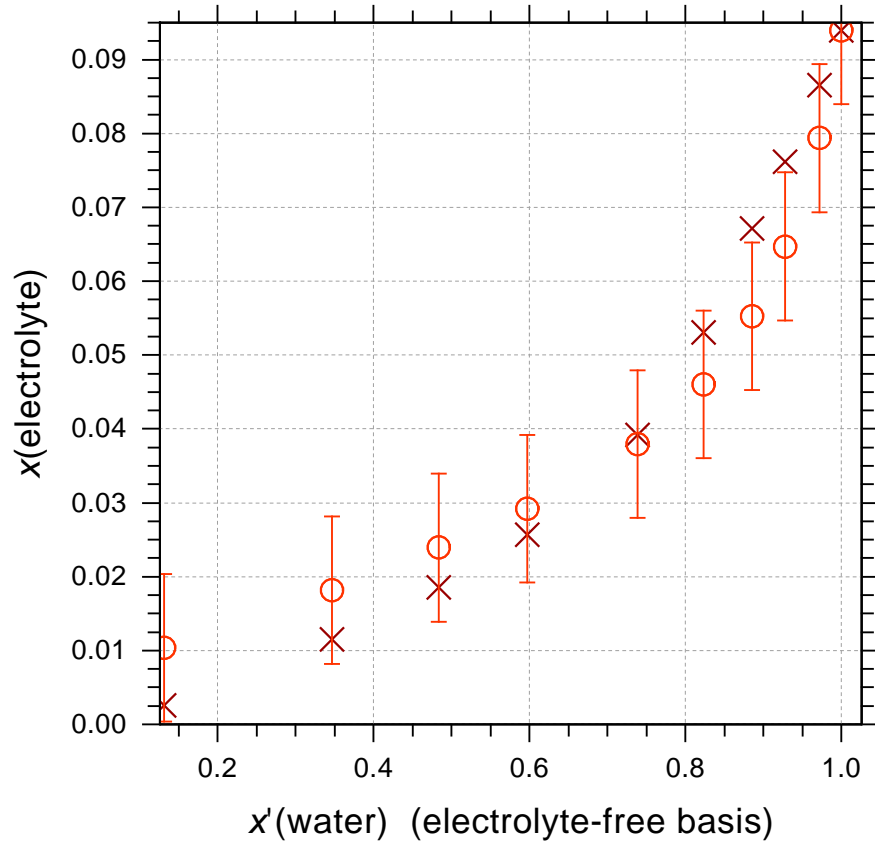
Fig. S0012 (AIOMFAC_output_0949)

H₂O (1) + Glycerol (2) + (NH₄)₂SO₄ (3)

Temperature: 298 K

left y-axis:

- × (NH₄)₂SO₄+Glycerol+Water_SLE_Marcolli
- AIOMFAC calc. SLE composition

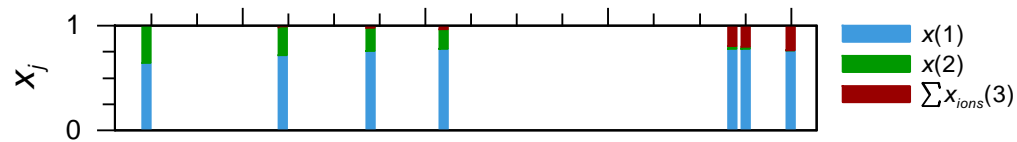
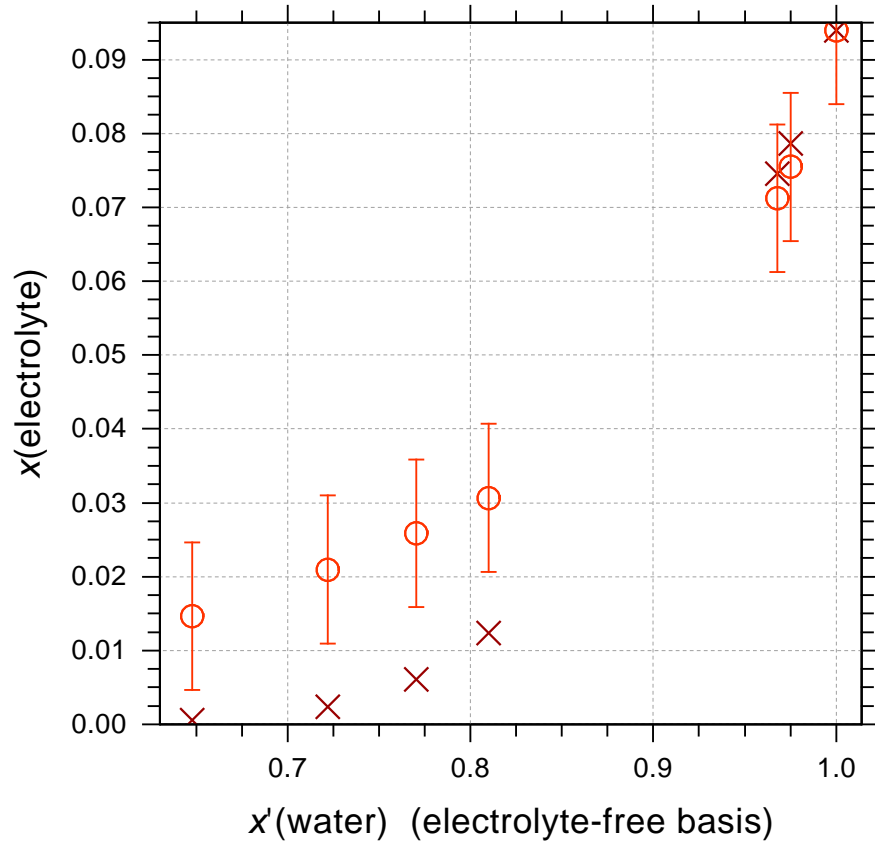


initial weighting of dataset:
 $w^{init}(0949) = 1.000$
dataset contribution to F_{obj} :
 $fval(0949) = 5.8936E-01$
rel. contribution = 0.2803 %

Fig. S0013 (AIOMFAC_output_0950)
 H_2O (1) + 1,4-Butanediol (2) + $(\text{NH}_4)_2\text{SO}_4$ (3)
 Temperature: 298 K

left y-axis:

- × (NH4)2SO4+1,4-Butanediol+Water_SLE_Marcolli
- AIOMFAC calc. SLE composition

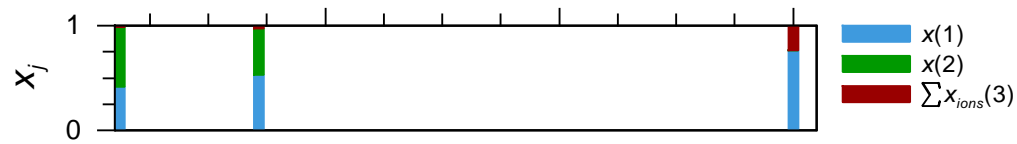
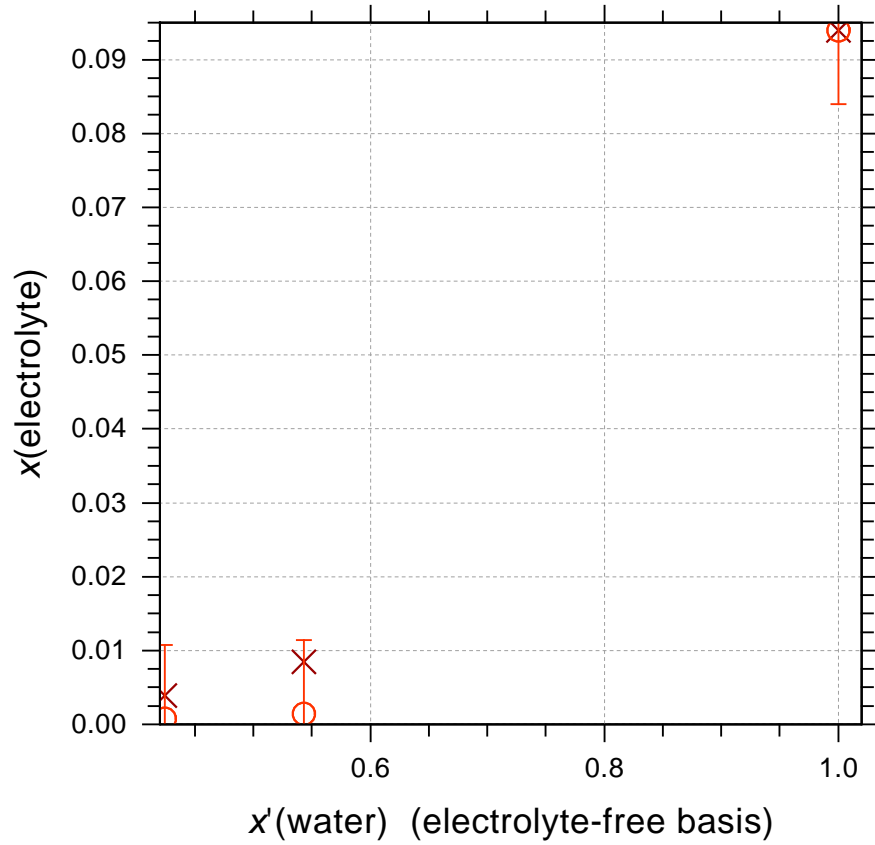


initial weighting of dataset:
 $w^{init}(0950) = 1.000$
 dataset contribution to F_{obj} :
 $fval(0950) = 6.2258\text{E}+00$
 rel. contribution = 2.9606 %

Fig. S0014 (AIOMFAC_output_0951)
 H_2O (1) + 1,2-Hexanediol (2) + $(\text{NH}_4)_2\text{SO}_4$ (3)
 Temperature: 298 K

left y-axis:

- × (NH4)2SO4+1,2-Hexanediol+Water_SLE_Marcolli
- AIOMFAC calc. SLE composition

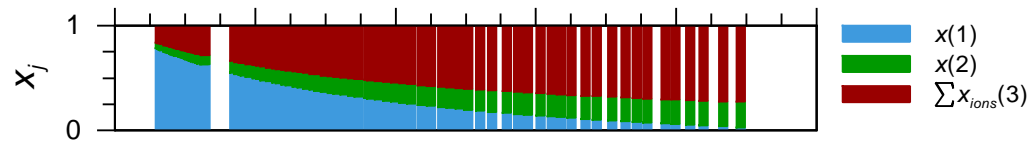
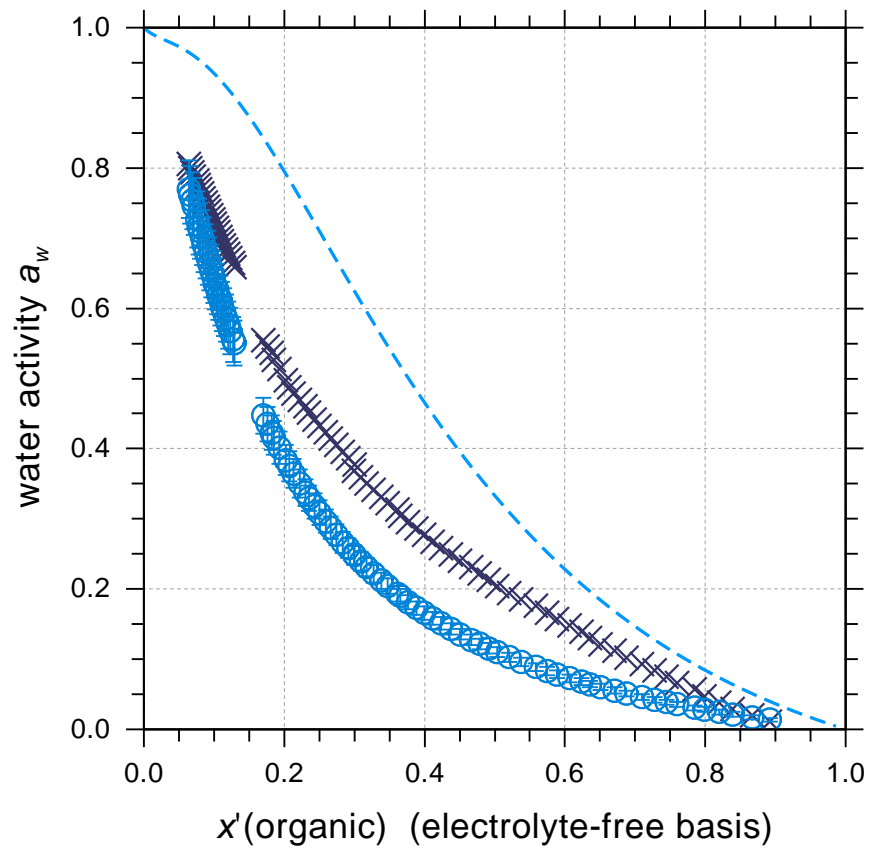


initial weighting of dataset:
 $w^{\text{init}}(0951) = 1.000$
 dataset contribution to F_{obj} :
 $f_{\text{val}}(0951) = 1.9717\text{E-}01$
 rel. contribution = 0.0938 %

Fig. S0015 (AIOMFAC_output_1039)
 H_2O (1) + Levoglucosan (2) + $(\text{NH}_4)_2\text{SO}_4$ (3)
 Temperature: 291 K

left y-axis:

- × (NH4)2SO4+Levoglucosan+Water_EDB-aw_Lienhard
- AIOMFAC water activity a_w
- - - AIOMFAC electrolyte-free solution a_w

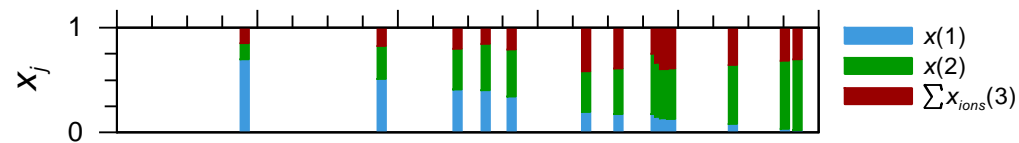
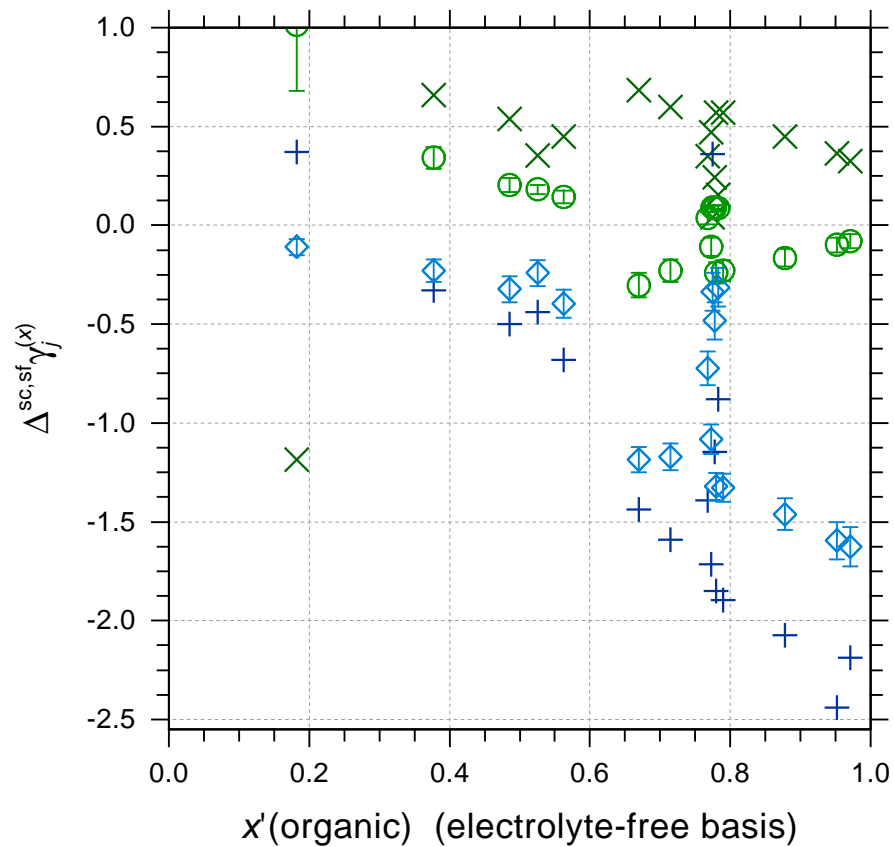


initial weighting of dataset:
 $w^{init}(1039) = 1.000$
 dataset contribution to F_{obj} :
 $fval(1039) = 9.9040\text{E-}01$
 rel. contribution = 0.4710 %

Fig. S0016 (AIOMFAC_output_0075)
 H_2O (1) + 1-Propanol (2) + $\text{Ca}(\text{NO}_3)_2$ (3)
 Temperature range: 362 -- 373 K

left y-axis:

- × $\text{Ca}(\text{NO}_3)_2$ _1-PrOH_Miro (EXP, org.)
- AIOMFAC $\Delta^{\text{sc.sf.}}_{\gamma_{org}^{(x)}}$
- + $\text{Ca}(\text{NO}_3)_2$ _1-PrOH_Miro (EXP, water)
- ◇ AIOMFAC $\Delta^{\text{sc.sf.}}_{\gamma_w^{(x)}}$

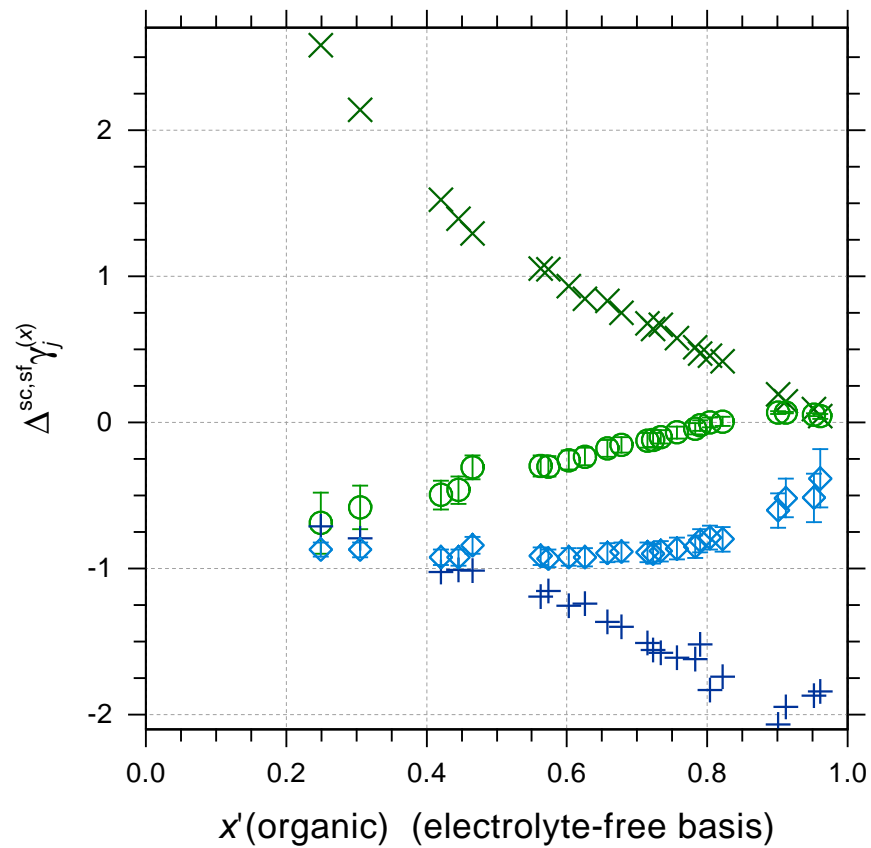


initial weighting of dataset:
 $w^{init}(0075) = 0.050$
 dataset contribution to F_{obj} :
 $fval(0075) = 1.0215\text{E-}01$
 rel. contribution = 0.0486 %

Fig. S0017 (AIOMFAC_output_0076)

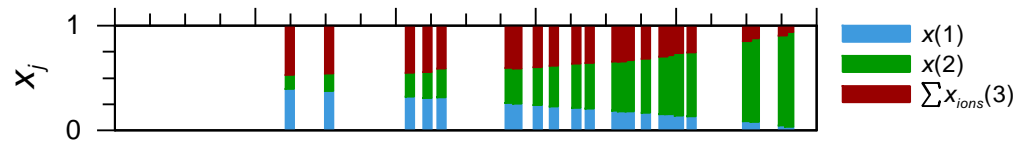
H₂O (1) + 2-Propanol (2) + Ca(NO₃)₂ (3)

Temperature range: 354 -- 361 K



left y-axis:

- × Ca(NO₃)₂_2-PrOH_Miro (EXP, org.)
- AIOMFAC $\Delta \ln \gamma_{org}^{sc, sf}(x)$
- + Ca(NO₃)₂_2-PrOH_Miro (EXP, water)
- ◇ AIOMFAC $\Delta \ln \gamma_w^{sc, sf}(x)$

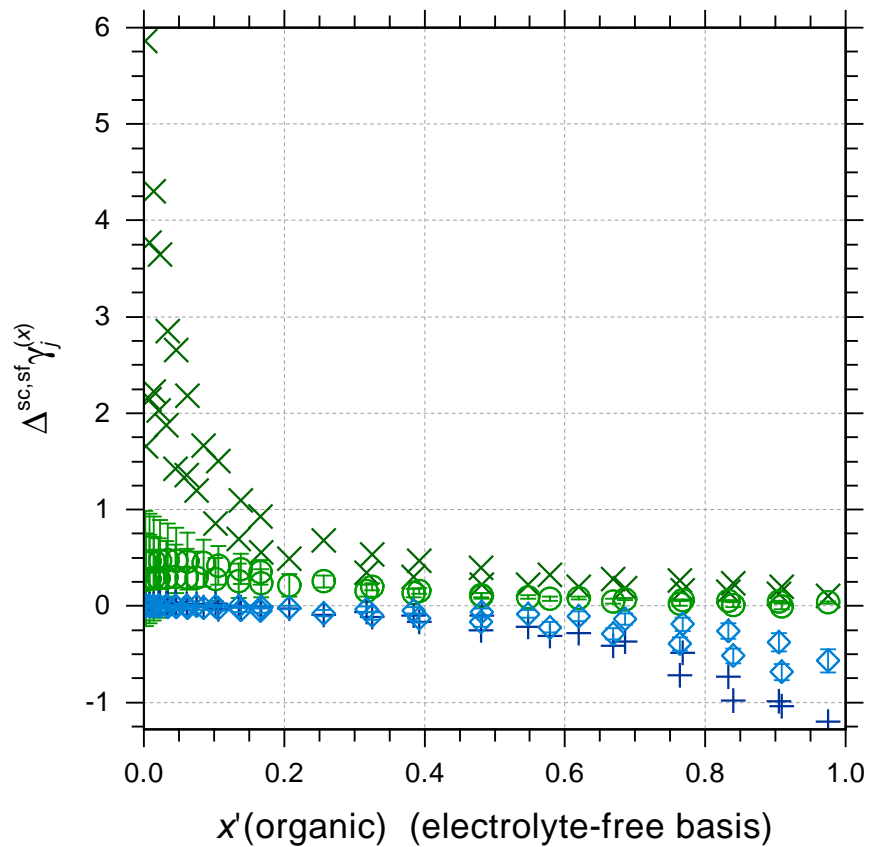


initial weighting of dataset:
 $w^{init}(0076) = 0.050$
 dataset contribution to F_{obj} :
 $fval(0076) = 1.7274E-01$
 rel. contribution = 0.0821 %

Fig. S0018 (AIOMFAC_output_0077)

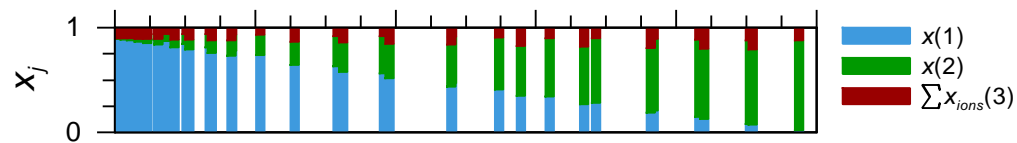
H₂O (1) + Ethanol (2) + Ca(NO₃)₂ (3)

Temperature range: 336 -- 356 K



left y-axis:

- × Ca(NO₃)₂_EtOH_Polka (EXP, org.)
- AIOMFAC $\Delta^{sc, sf} \gamma_{org}^{(x)}$
- + Ca(NO₃)₂_EtOH_Polka (EXP, water)
- ◇ AIOMFAC $\Delta^{sc, sf} \gamma_w^{(x)}$

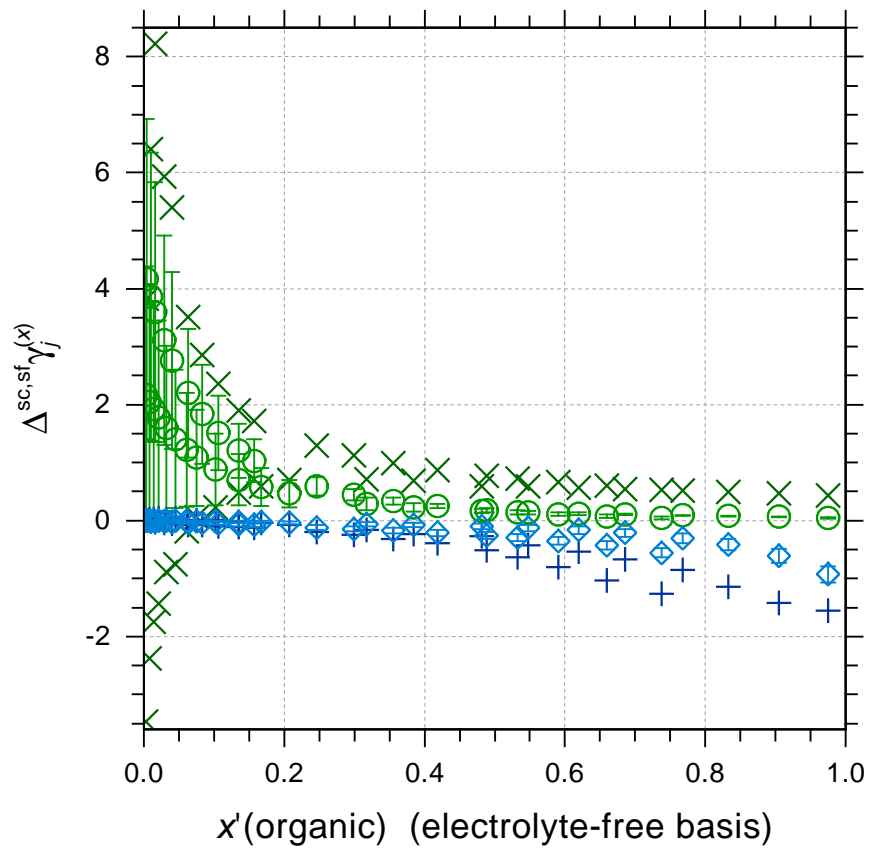


initial weighting of dataset:
 $w^{init}(0077) = 0.500$
 dataset contribution to F_{obj} :
 $fval(0077) = 7.0766E-01$
 rel. contribution = 0.3365 %

Fig. S0019 (AIOMFAC_output_0078)

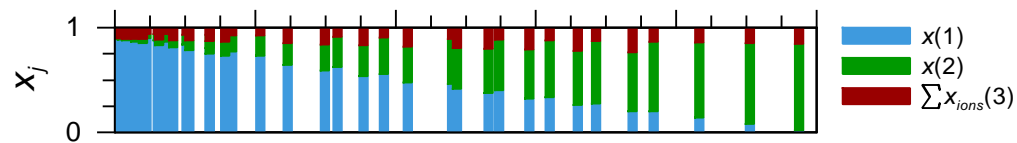
H₂O (1) + 2-Propanol (2) + Ca(NO₃)₂ (3)

Temperature range: 336 -- 355 K



left y-axis:

- × Ca(NO₃)₂_2-PrOH_Polka (EXP, org.)
- AIOMFAC $\Delta^{sc, sf} \gamma_{org}^{(x)}$
- + Ca(NO₃)₂_2-PrOH_Polka (EXP, water)
- ◇ AIOMFAC $\Delta^{sc, sf} \gamma_w^{(x)}$



initial weighting of dataset:
 $w^{init}(0078) = 0.500$
 dataset contribution to F_{obj} :
 $fval(0078) = 9.5257E-01$
 rel. contribution = 0.4530 %

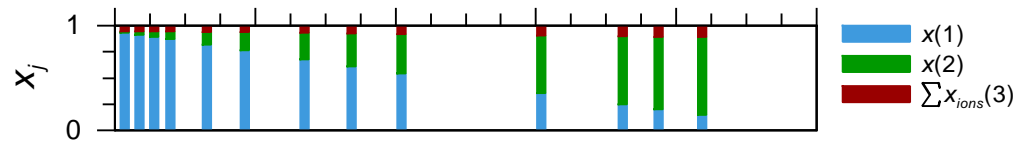
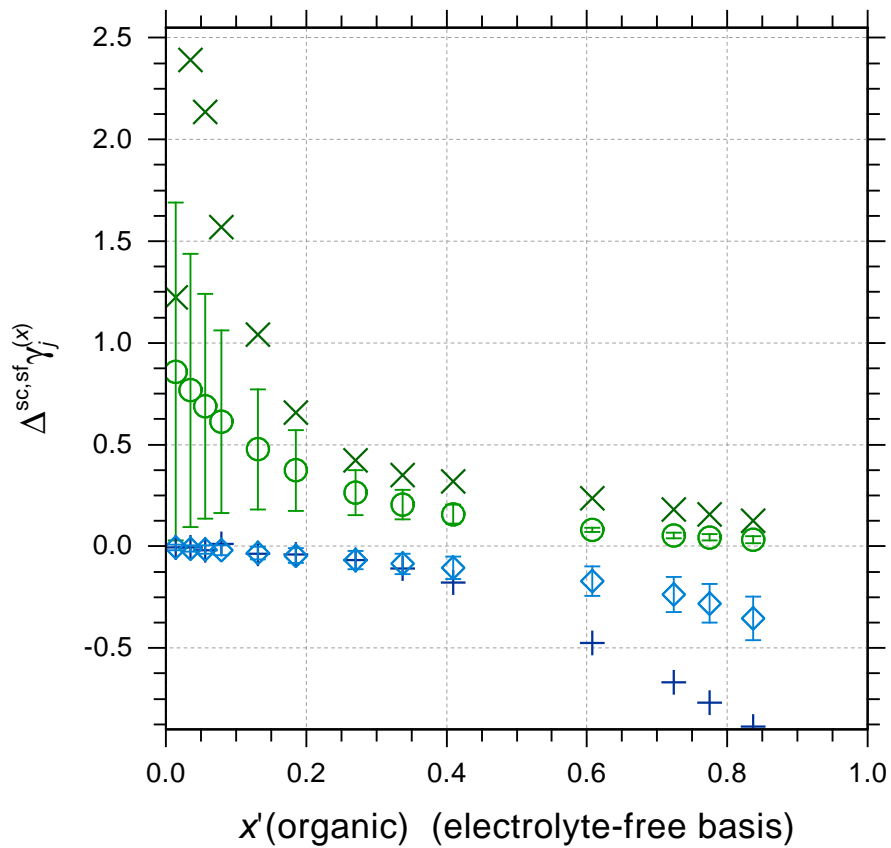
Fig. S0020 (AIOMFAC_output_0063)

H₂O (1) + Ethanol (2) + CaCl₂ (3)

Temperature range: 308 -- 321 K

left y-axis:

- × CaCl₂_EtOH_Meyer (EXP, org.)
- AIOMFAC $\Delta^{sc, sf}_{\gamma_{org}^{(x)}}$
- + CaCl₂_EtOH_Meyer (EXP, water)
- ◇ AIOMFAC $\Delta^{sc, sf}_{\gamma_w^{(x)}}$



initial weighting of dataset:
 $w^{init}(0063) = 0.500$
 dataset contribution to F_{obj} :
 $fval(0063) = 3.1988E-01$
 rel. contribution = 0.1521 %

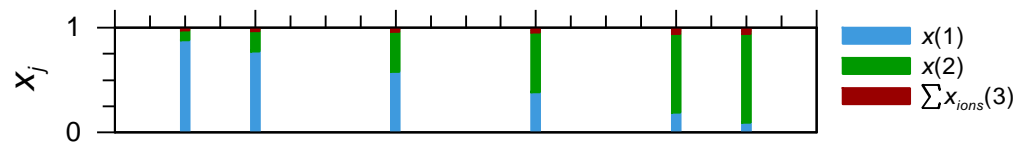
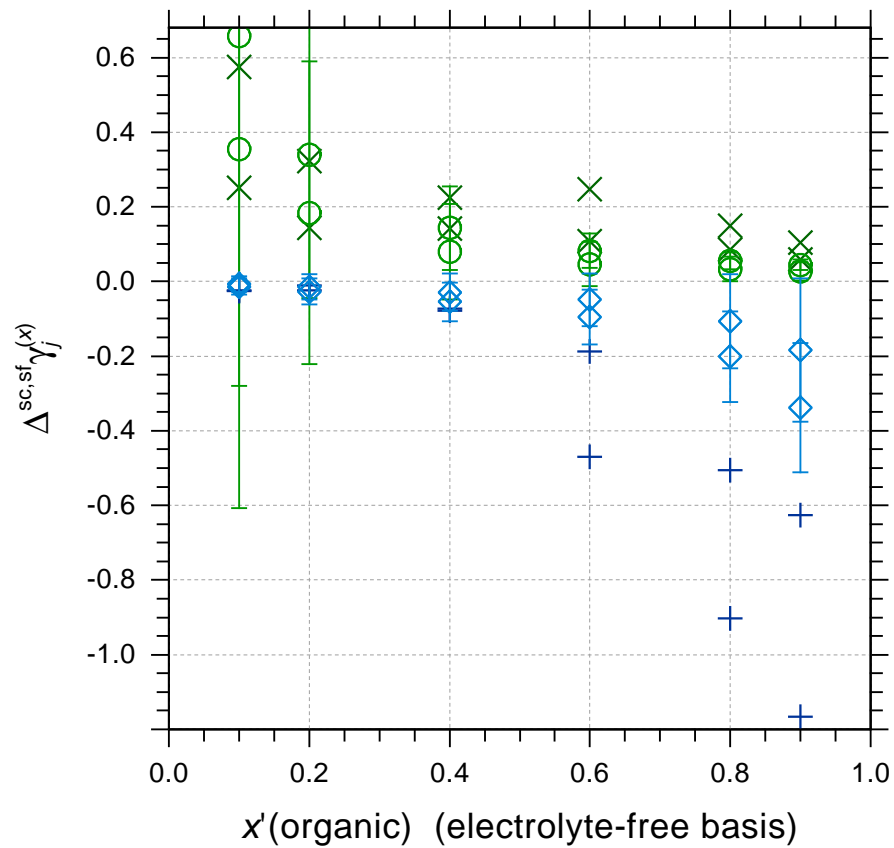
Fig. S0021 (AIOMFAC_output_0064)

H₂O (1) + 2-Propanol (2) + CaCl₂ (3)

Temperature range: 354 -- 357 K

left y-axis:

- × CaCl₂_2-PrOH_Kato (EXP, org.)
- AIOMFAC $\Delta_{org}^{sc, sf, \gamma_j^{(x)}}$
- + CaCl₂_2-PrOH_Kato (EXP, water)
- ◇ AIOMFAC $\Delta_w^{sc, sf, \gamma_j^{(x)}}$

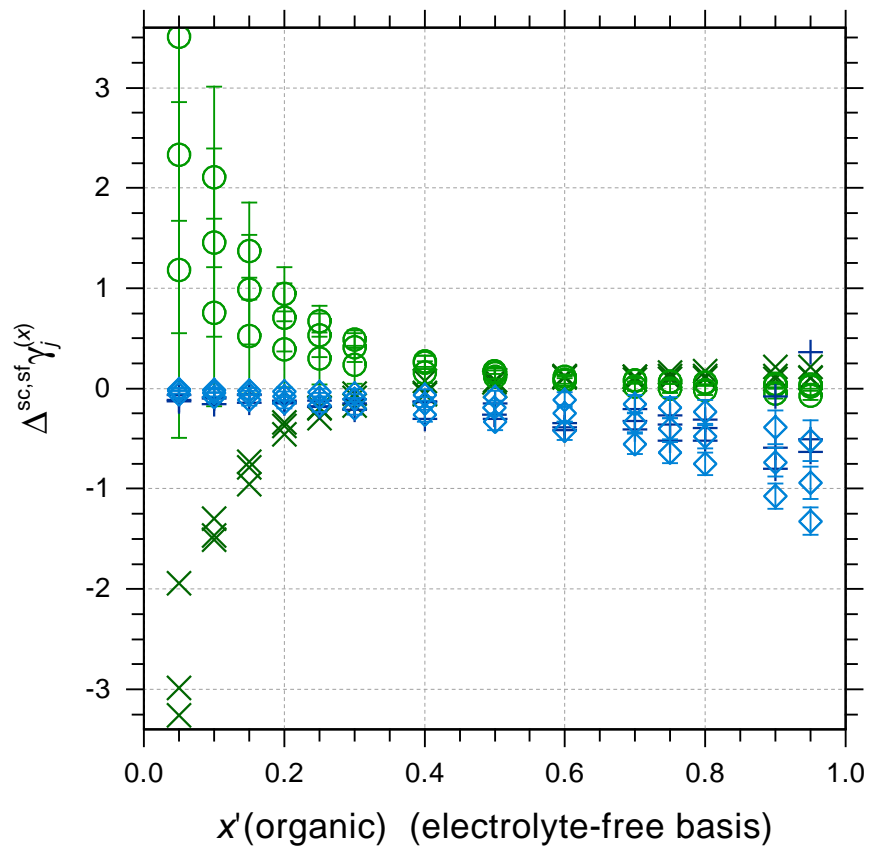


initial weighting of dataset:
 $w^{init}(0064) = 0.500$
 dataset contribution to F_{obj} :
 $fval(0064) = 1.9963E-01$
 rel. contribution = 0.0949 %

Fig. S0022 (AIOMFAC_output_0065)

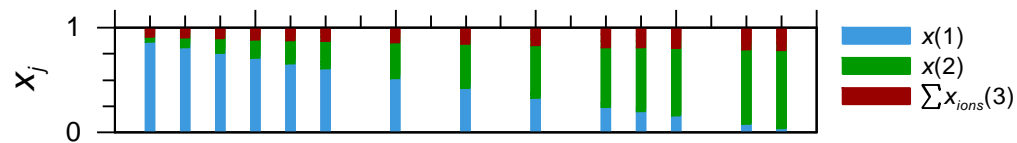
H₂O (1) + 2-Propanol (2) + CaCl₂ (3)

Temperature range: 354 -- 368 K



left y-axis:

- × CaCl₂_2-PrOH_Rajendran (EXP, org.)
- AIOMFAC $\Delta^{sc, sf} \gamma_{org}^{(x)}$
- + CaCl₂_2-PrOH_Rajendran (EXP, water)
- ◇ AIOMFAC $\Delta^{sc, sf} \gamma_w^{(x)}$

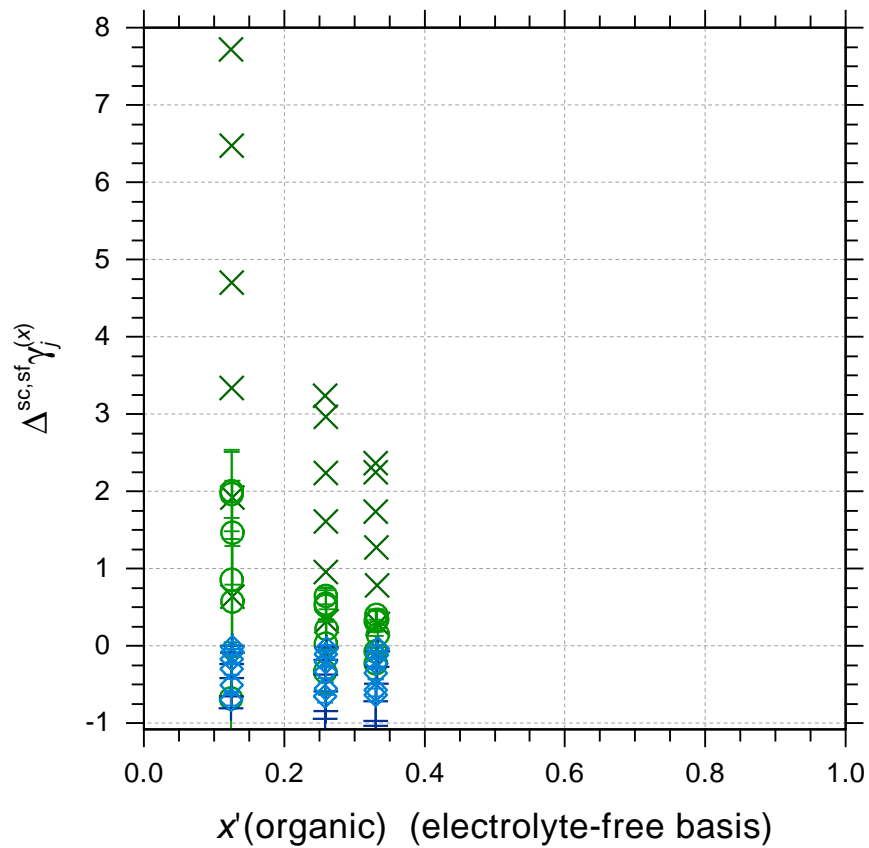


initial weighting of dataset:
 $w^{init}(0065) = 0.000$
 dataset contribution to F_{obj} :
 $fval(0065) = 0.0000E+00$
 rel. contribution = 0.0000 %

Fig. S0023 (AIOMFAC_output_0066)

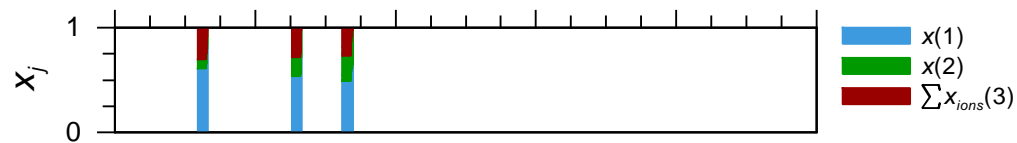
H₂O (1) + 2-Propanol (2) + CaCl₂ (3)

Temperature: 348 K



left y-axis:

- × CaCl₂_2-PrOH_Sada (EXP, org.)
- AIOMFAC $\Delta^{sc, sf} \gamma_{org}^{(x)}$
- + CaCl₂_2-PrOH_Sada (EXP, water)
- ◇ AIOMFAC $\Delta^{sc, sf} \gamma_w^{(x)}$



initial weighting of dataset:
 $w^{init}(0066) = 0.500$
 dataset contribution to F_{obj} :
 $fval(0066) = 1.3166E+00$
 rel. contribution = 0.6261 %

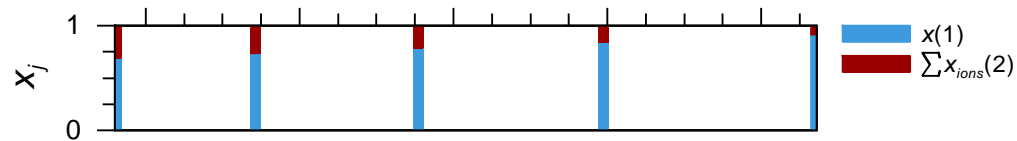
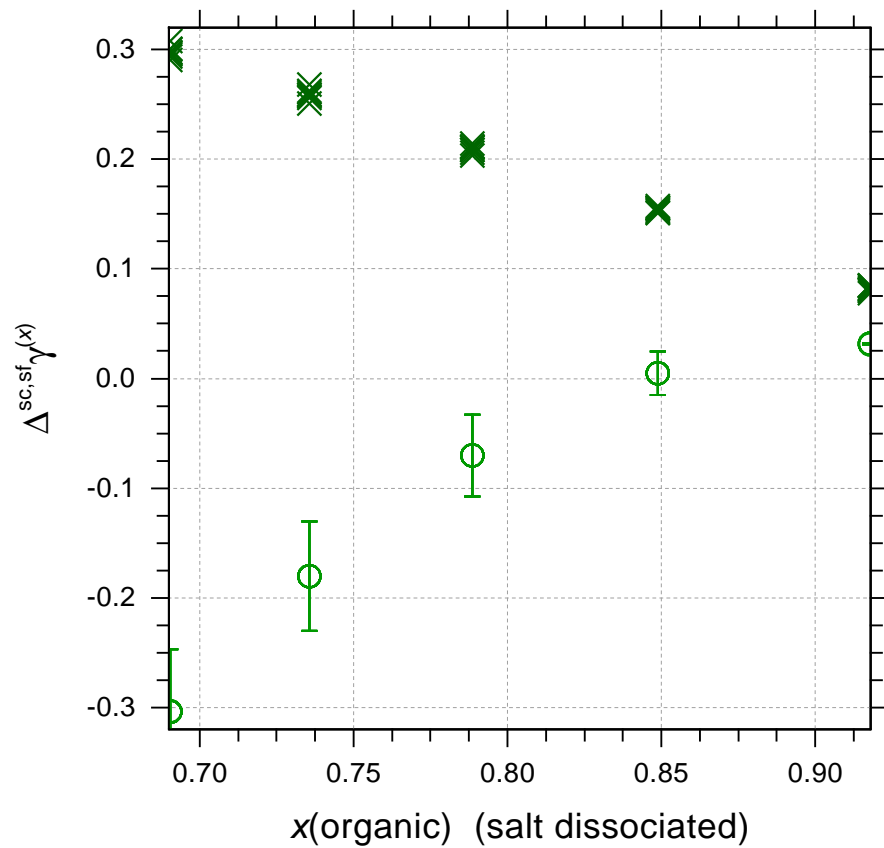
Fig. S0024 (AIOMFAC_output_0999)

1-Propanol (1) + CaCl₂ (2)

Temperature range: 361 -- 373 K

left y-axis:

- × CaCl₂+1-Propanol_VLE_Fu (EXP, org.)
- AIOMFAC $\Delta_{sc, sf}^{sc, sf, (x)}_{org.}$



initial weighting of dataset:
 $w^{init}(0999) = 0.010$
dataset contribution to F_{obj} :
 $fval(0999) = 7.5730E-03$
rel. contribution = 0.0036 %

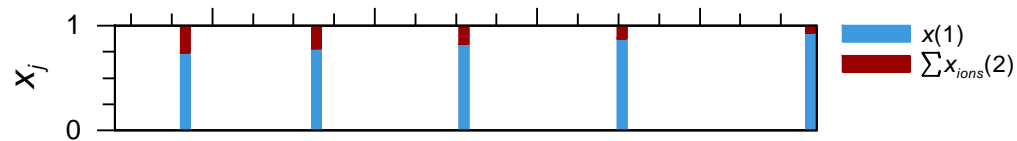
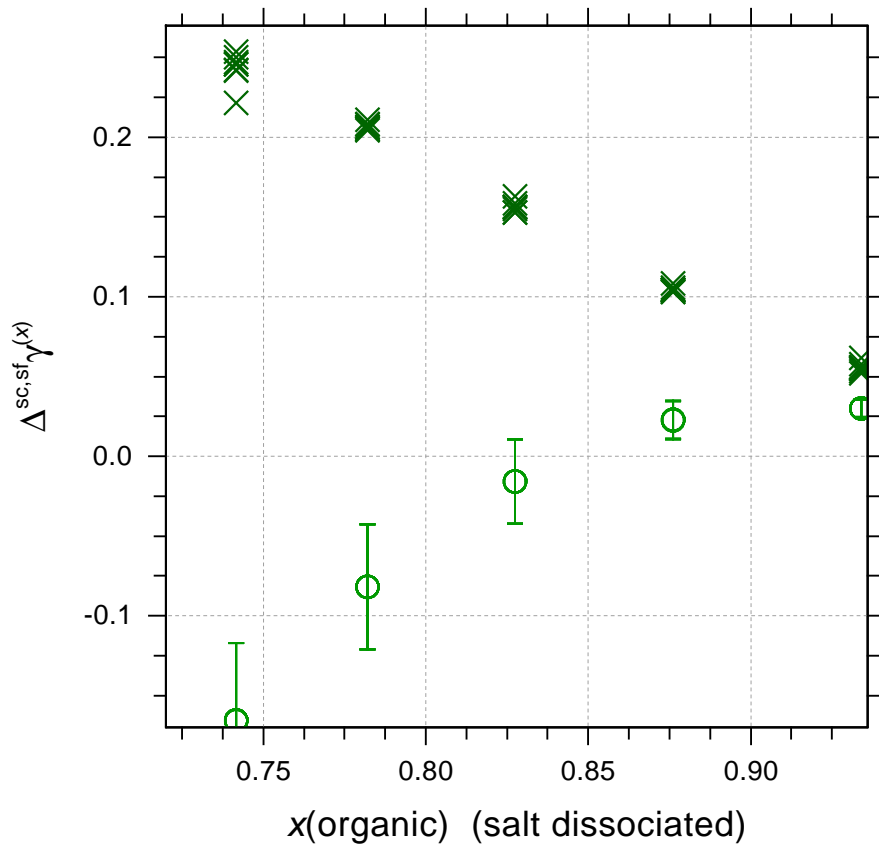
Fig. S0025 (AIOMFAC_output_1000)

2-Propanol (1) + CaCl₂ (2)

Temperature range: 347 -- 357 K

left y-axis:

- × CaCl₂+2-Propanol_VLE_Fu (EXP, org.)
- AIOMFAC $\Delta_{org}^{sc,sl}(x)$



initial weighting of dataset:
 $w^{init}(1000) = 0.010$
 dataset contribution to F_{obj} :
 $fval(1000) = 3.6244E-03$
 rel. contribution = 0.0017 %

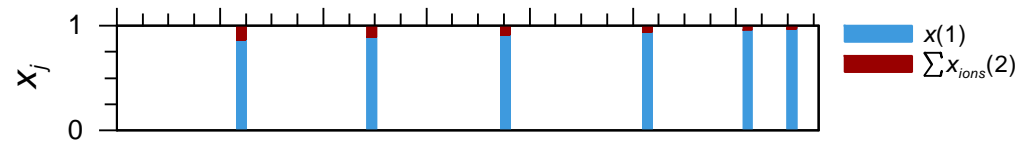
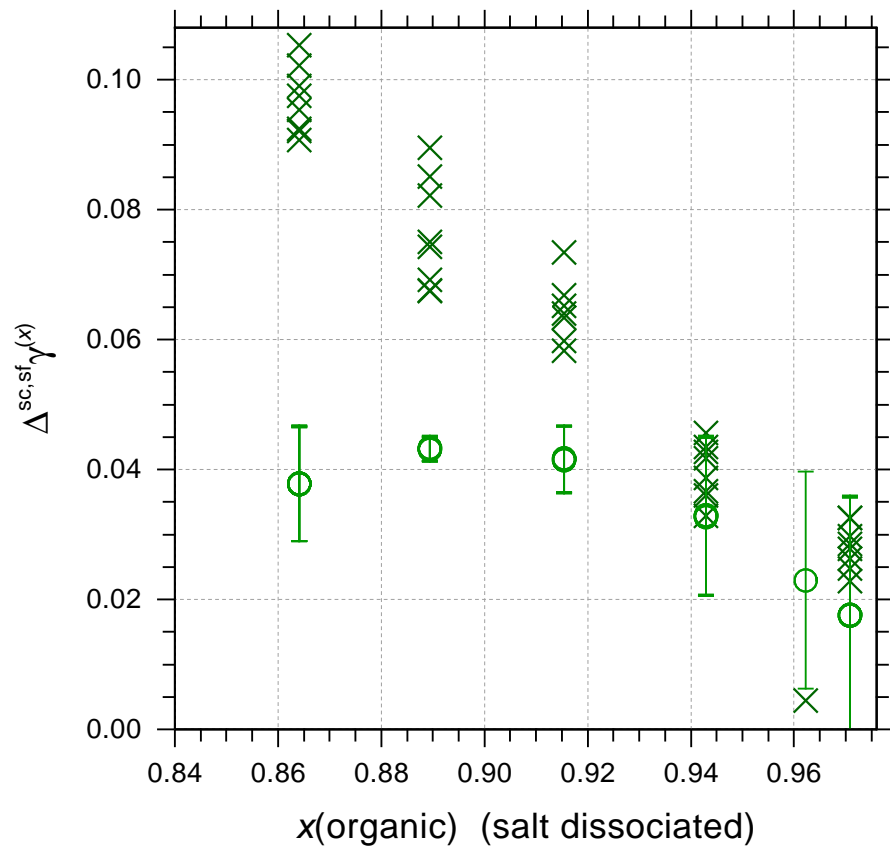
Fig. S0026 (AIOMFAC_output_1001)

1-Butanol (1) + CaCl₂ (2)

Temperature range: 374 -- 393 K

left y-axis:

- × CaCl₂+1-Butanol_VLE_Fu (EXP, org.)
- AIOMFAC $\Delta_{org}^{sc,sl,(x)}$



initial weighting of dataset:
 $w^{init}(1001) = 0.010$
 dataset contribution to F_{obj} :
 $fval(1001) = 8.9630E-05$
 rel. contribution = 0.0000 %

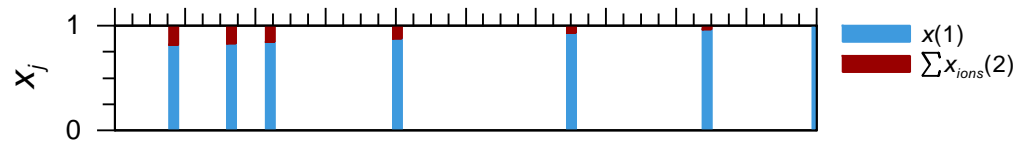
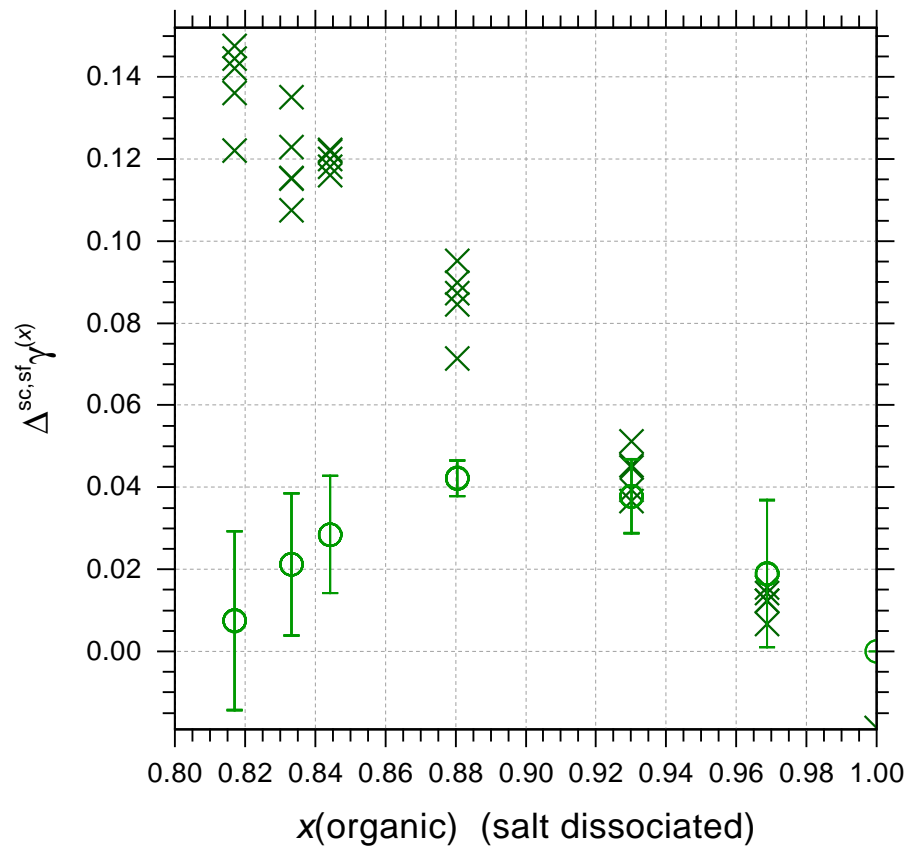
Fig. S0027 (AIOMFAC_output_1007)

Isobutanol (1) + CaCl₂ (2)

Temperature range: 373 -- 382 K

left y-axis:

- × CaCl₂+Isobutanol_VLE_Fu (EXP, org.)
- AIOMFAC $\Delta_{org}^{sc,sl,(x)}$



initial weighting of dataset:
 $w^{init}(1007) = 0.010$
 dataset contribution to F_{obj} :
 $fval(1007) = 4.6003E-04$
 rel. contribution = 0.0002 %

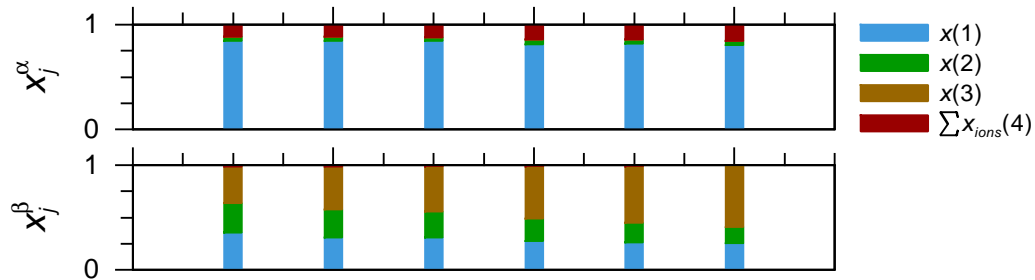
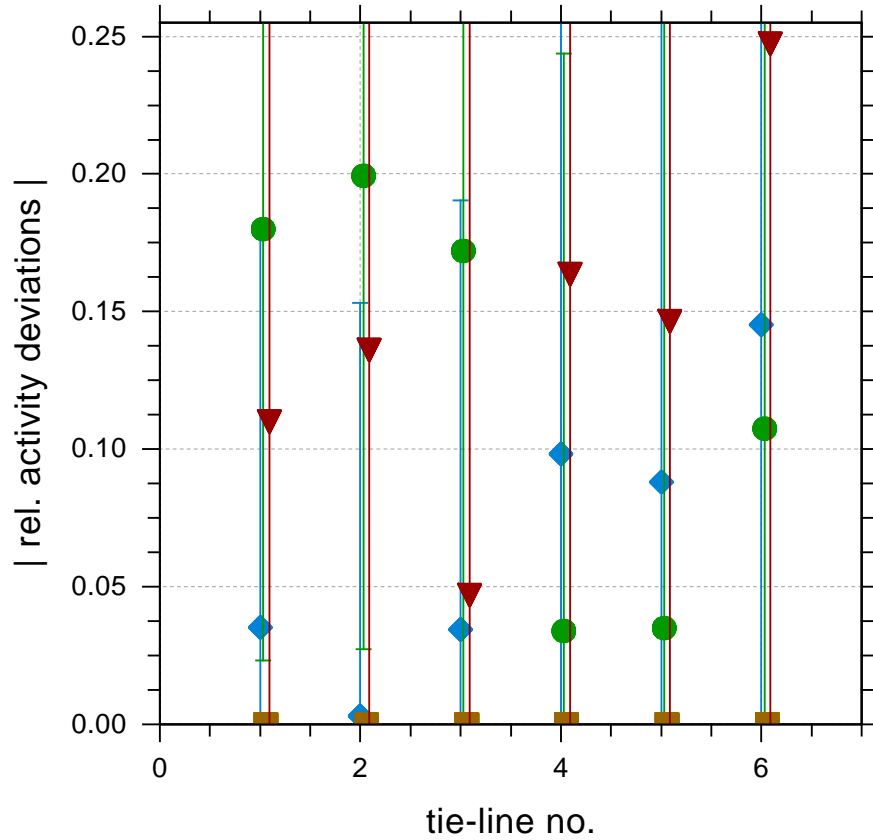
Fig. S0028 (AIOMFAC_output_1009)

H₂O (1) + Ethanol (2) + 3-Methyl-1-butanol (3) + CaCl₂ (4)

Temperature: 298 K

left y-axis:

- ◆ AIOMFAC water (1) activity, rel. deviations
- AIOMFAC organic (2) activity, rel. deviations
- AIOMFAC organic (3) activity, rel. deviations
- ▼ AIOMFAC IAP, rel. deviations comp.(4)



initial weighting of dataset:

$$w^{init}(1009) = 1.000$$

dataset contribution to F_{obj} :

$$fval(1009) = 2.4918E-01$$

$$rel. contribution = 0.1185 \%$$

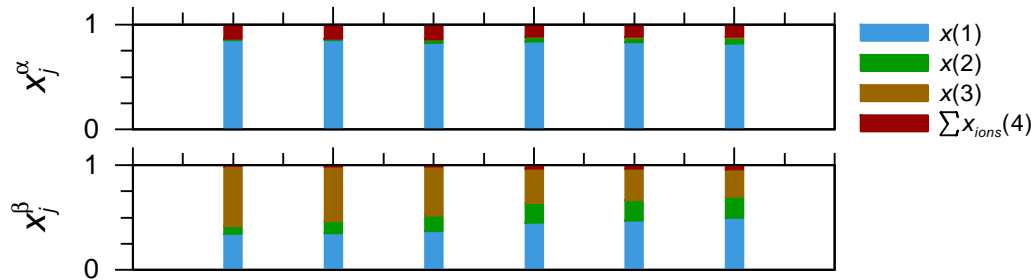
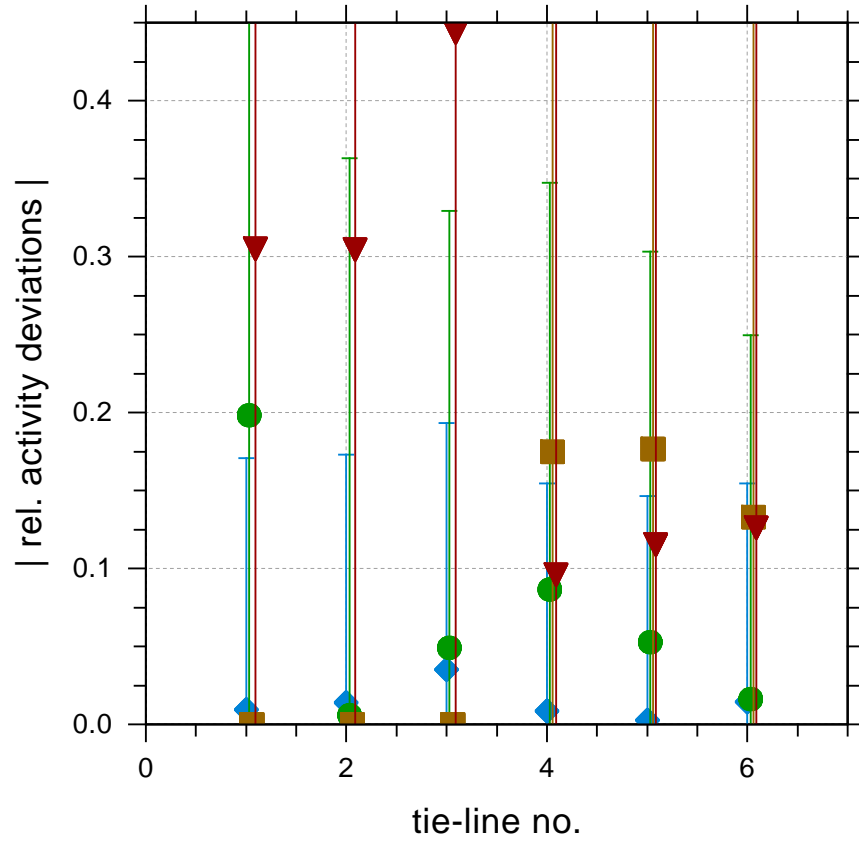
Fig. S0029 (AIOMFAC_output_1010)

H₂O (1) + Ethanol (2) + 1-Butanol (3) + CaCl₂ (4)

Temperature: 298 K

left y-axis:

- ◆ AIOMFAC water (1) activity, rel. deviations
- AIOMFAC organic (2) activity, rel. deviations
- AIOMFAC organic (3) activity, rel. deviations
- ▼ AIOMFAC IAP, rel. deviations comp.(4)



initial weighting of dataset:
 $w^{init}(1010) = 1.000$
 dataset contribution to F_{obj} :
 $fval(1010) = 4.6206E-01$
 rel. contribution = 0.2197 %

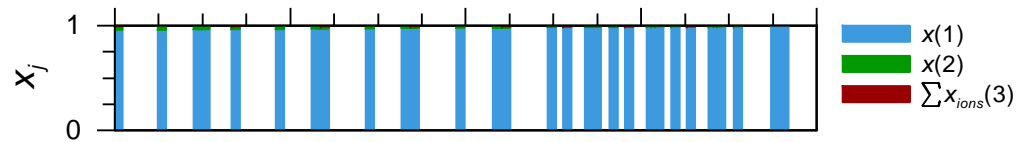
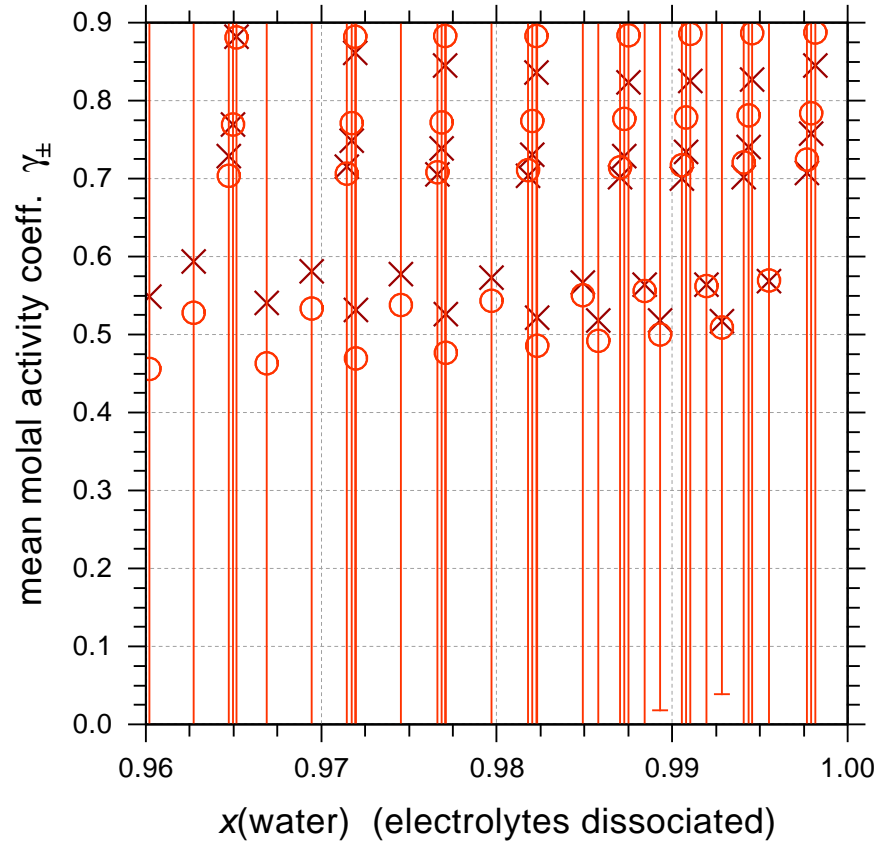
Fig. S0030 (AIOMFAC_output_1040)

H₂O (1) + D-Mannopyranose (2) + CaCl₂ (3)

Temperature: 298 K

left y-axis:

- × CaCl₂+Mannopyranose+Water_EMF_Yang
- AIOMFAC mean molal activity coeff. γ_{\pm}

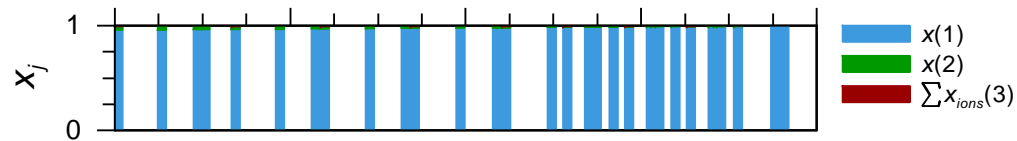
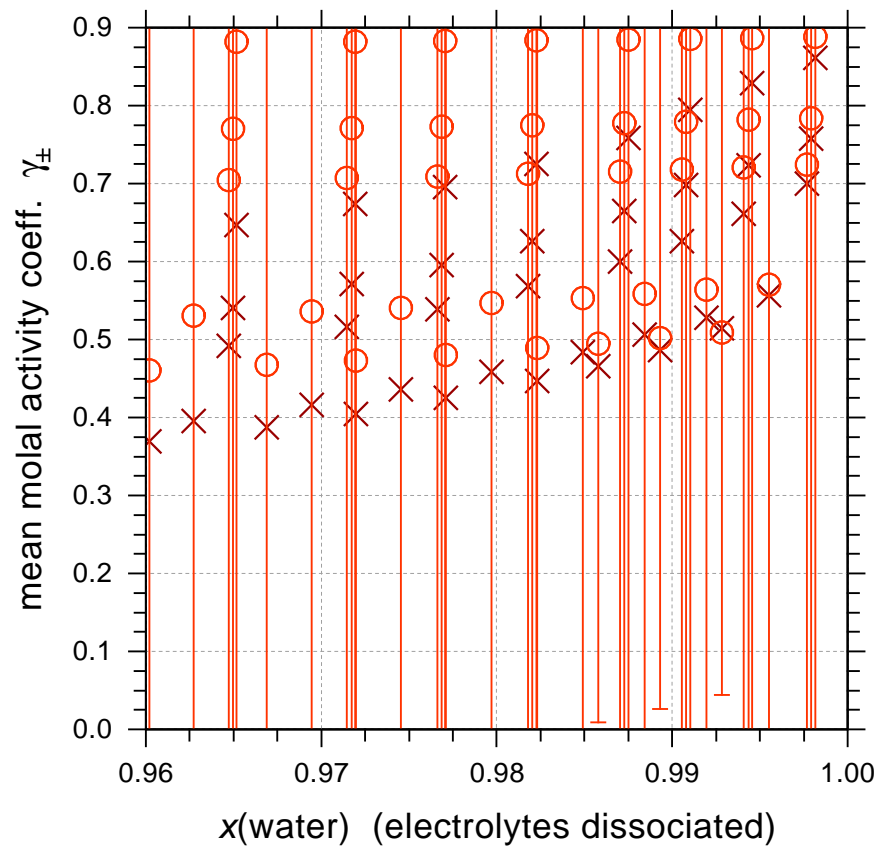


initial weighting of dataset:
 $w^{init}(1040) = 2.000$
dataset contribution to F_{obj} :
 $fval(1040) = 1.1434E-02$
rel. contribution = 0.0054 %

Fig. S0031 (AIOMFAC_output_1043)
 H₂O (1) + D-Ribofuranose (2) + CaCl₂ (3)
 Temperature: 298 K

left y-axis:

- × CaCl₂+Ribofuranose+Water_EMF_Yang
- AIOMFAC mean molal activity coeff. γ_{\pm}

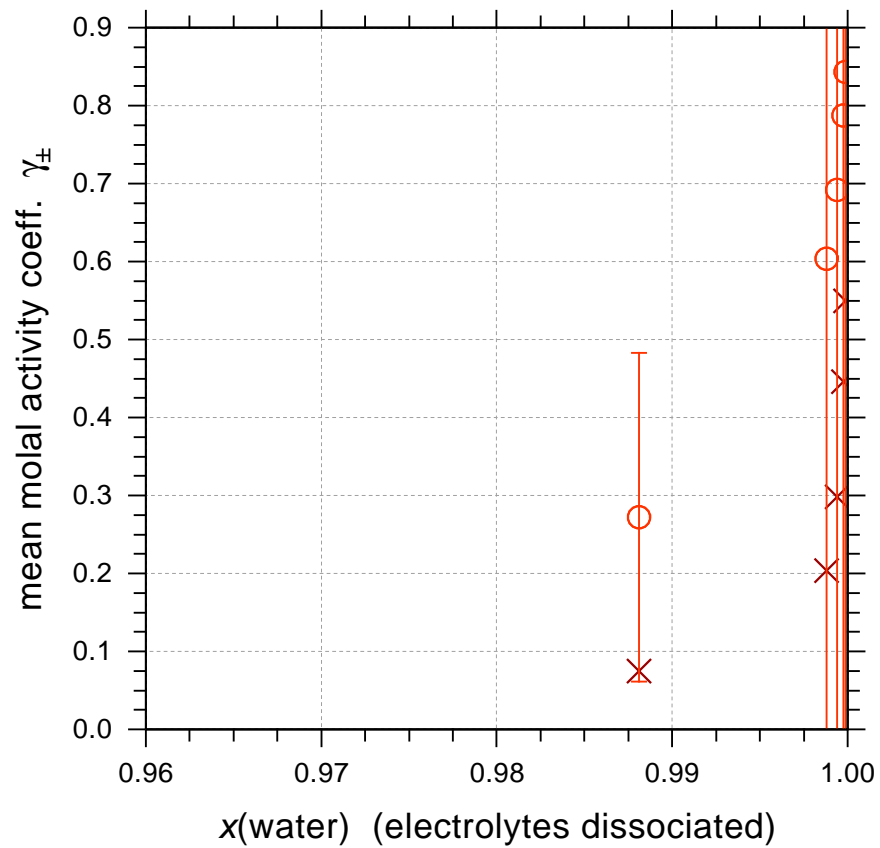


initial weighting of dataset:
 $w^{init}(1043) = 2.000$
 dataset contribution to F_{obj} :
 $fval(1043) = 2.8993E-02$
 rel. contribution = 0.0138 %

Fig. S0032 (AIOMFAC_output_1015)

2-Propanol (1) + HCl (2)

Temperature: 298 K



left y-axis:

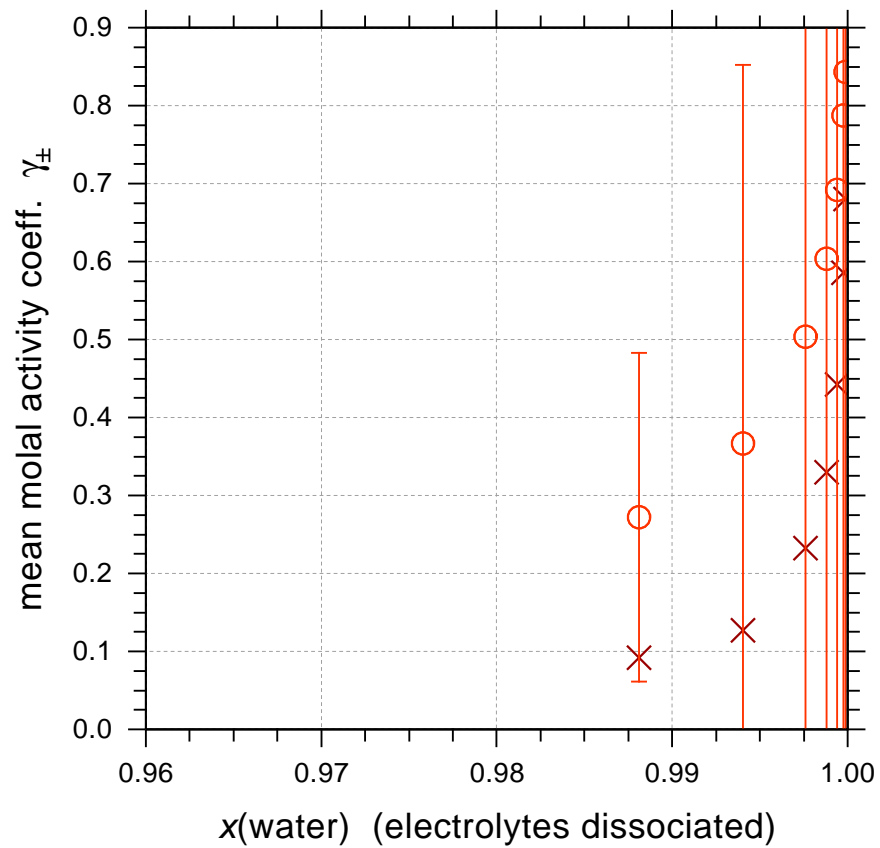
- × HCl+2-Propanol_EMF_Roy
- AIOMFAC mean molal activity coeff. γ_{\pm}

initial weighting of dataset:
 $w^{init}(1015) = 2.000$
dataset contribution to F_{obj} :
 $fval(1015) = 1.0236E+00$
rel. contribution = 0.4867 %

Fig. S0033 (AIOMFAC_output_1016)

1-Propanol (1) + HCl (2)

Temperature: 298 K



left y-axis:

- × HCl+1-Propanol_EMF_Roy
- AIOMFAC mean molal activity coeff. γ_{\pm}

initial weighting of dataset:
 $w^{init}(1016) = 2.000$
dataset contribution to F_{obj} :
 $fval(1016) = 1.1094E+00$
rel. contribution = 0.5275 %

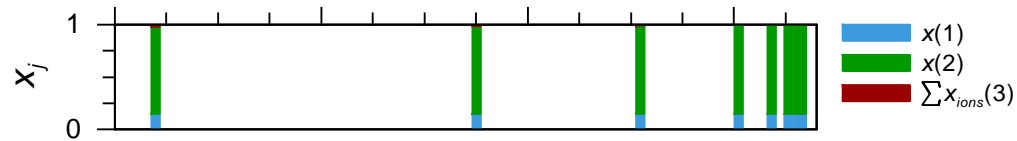
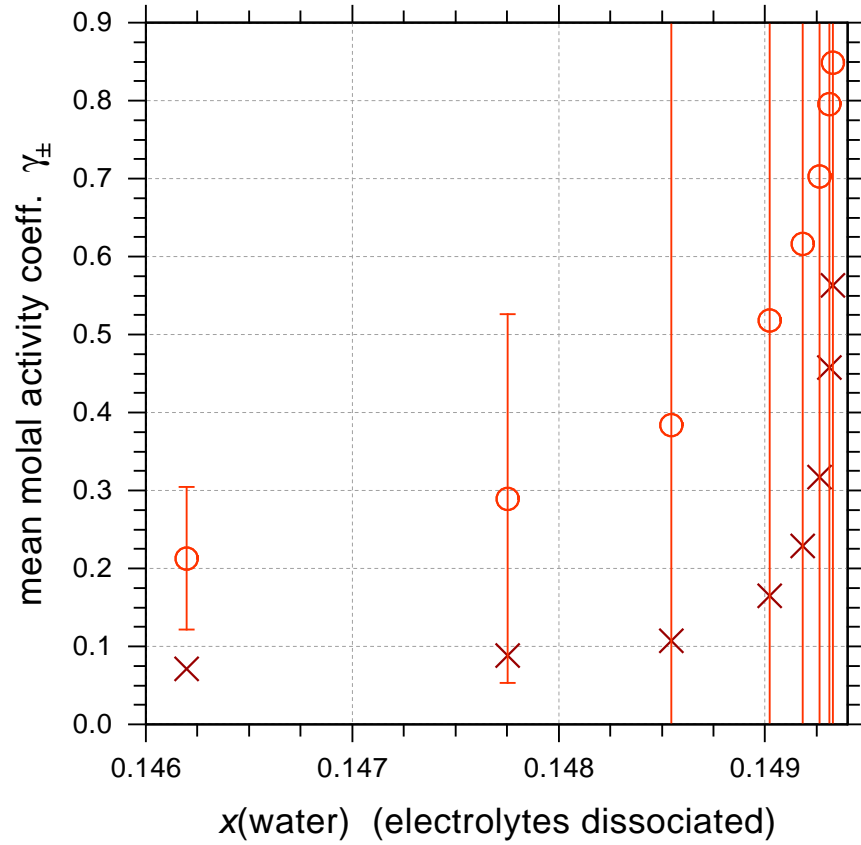
Fig. S0034 (AIOMFAC_output_1017)

H₂O (1) + 2-Propanol (2) + HCl (3)

Temperature: 298 K

left y-axis:

- × HCl+2-Propanol+Water_EMF_Roy
- AIOMFAC mean molal activity coeff. γ_{\pm}

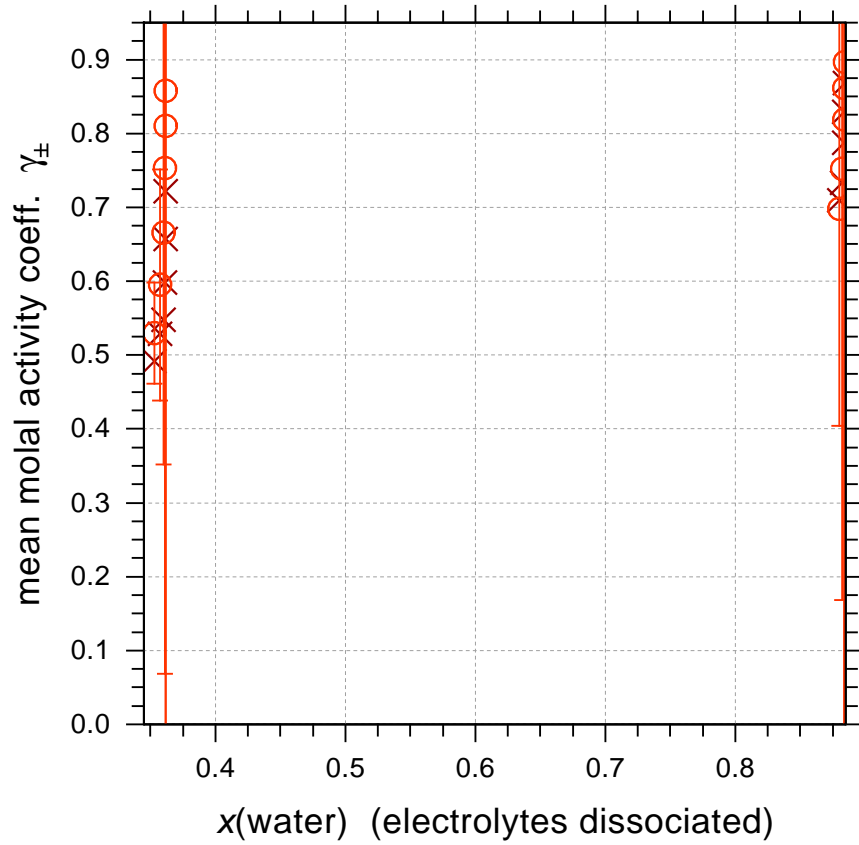


initial weighting of dataset:
 $w^{init}(1017) = 2.000$
 dataset contribution to F_{obj} :
 $fval(1017) = 2.8363E+00$
 rel. contribution = 1.3487 %

Fig. S0035 (AIOMFAC_output_1018)

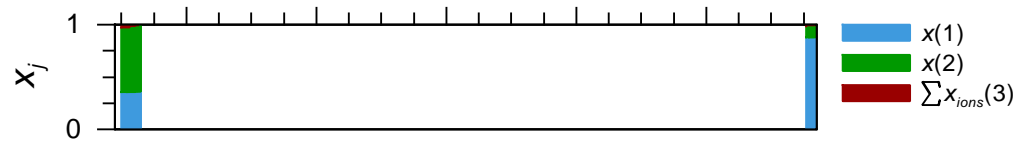
H₂O (1) + Glycerol (2) + HCl (3)

Temperature: 298 K



left y-axis:

- × HCl+Glycerol+Water_EMF_Roy
- AIOMFAC mean molal activity coeff. γ_{\pm}

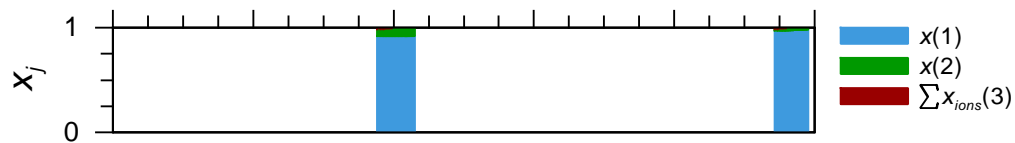
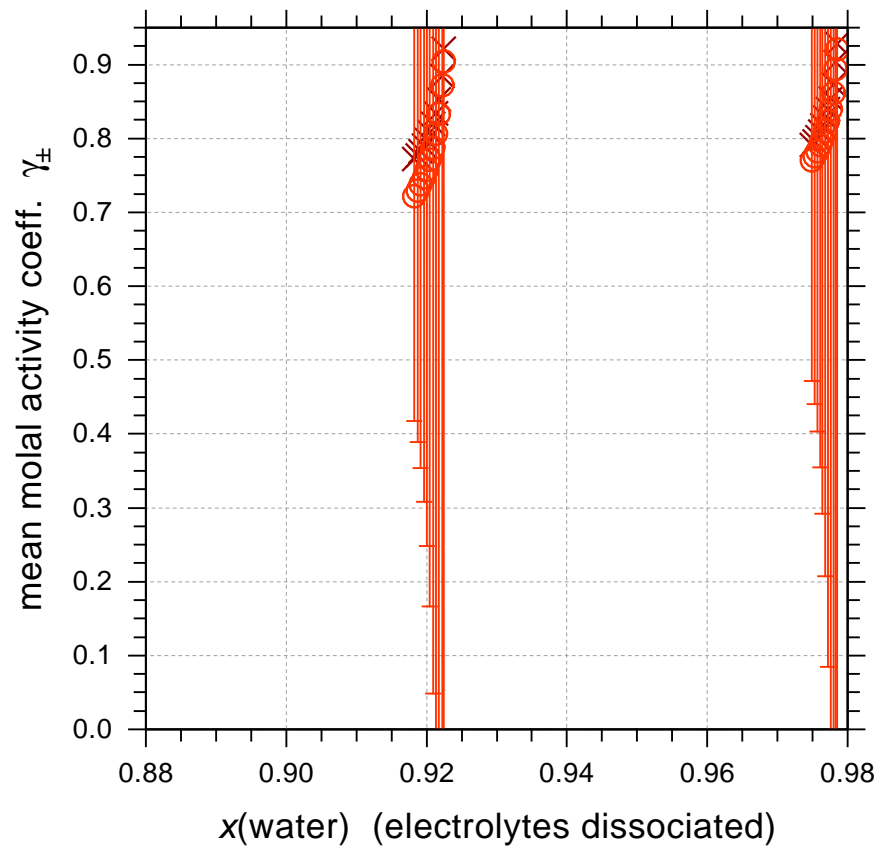


initial weighting of dataset:
 $w^{init}(1018) = 2.000$
dataset contribution to F_{obj} :
 $fval(1018) = 1.0504E-01$
rel. contribution = 0.0500 %

Fig. S0036 (AIOMFAC_output_1019)

H₂O (1) + Glycerol (2) + HCl (3)

Temperature: 298 K



left y-axis:

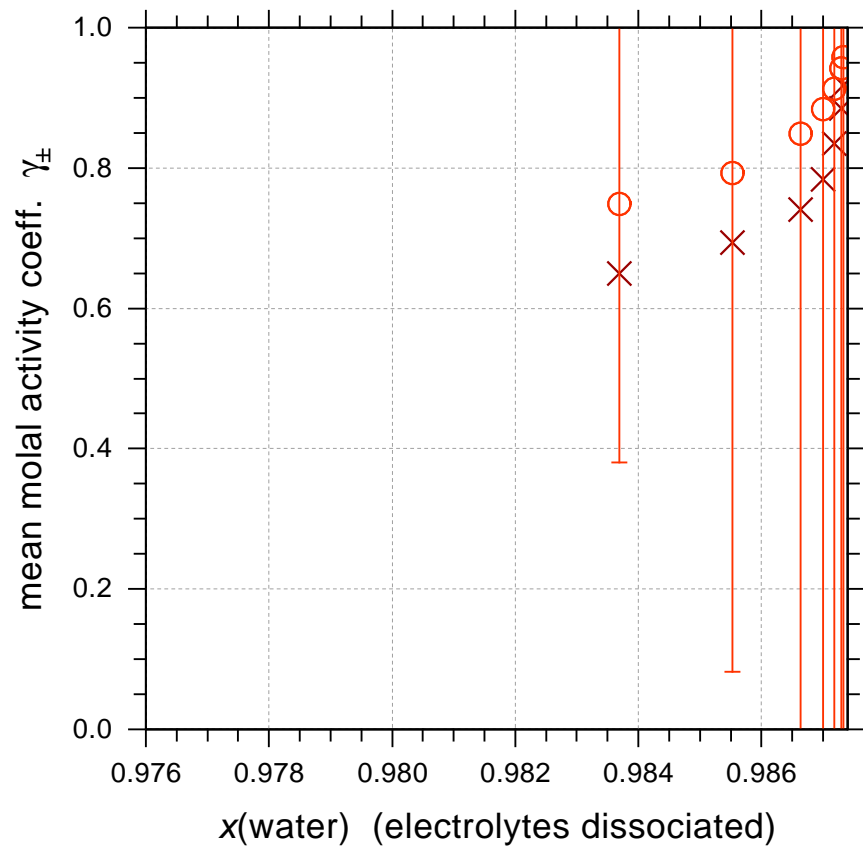
- × HCl+Glycerol+Water_EMF_Knight
- AIOMFAC mean molal activity coeff. γ_{\pm}

initial weighting of dataset:
 $w^{init}(1019) = 2.000$
dataset contribution to F_{obj} :
 $fval(1019) = 9.8628E-03$
rel. contribution = 0.0047 %

Fig. S0037 (AIOMFAC_output_1020)

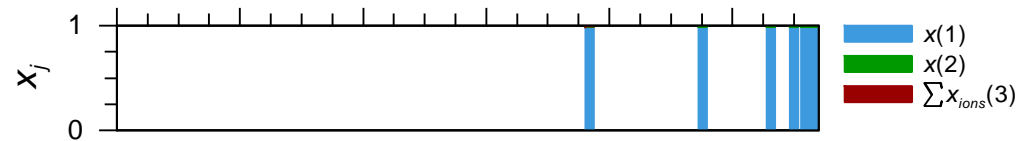
H₂O (1) + 1-Butanol (2) + HCl (3)

Temperature: 298 K



left y-axis:

- × HCl+1-Butanol+Water_EMF_Roy
- AIOMFAC mean molal activity coeff. γ_{\pm}

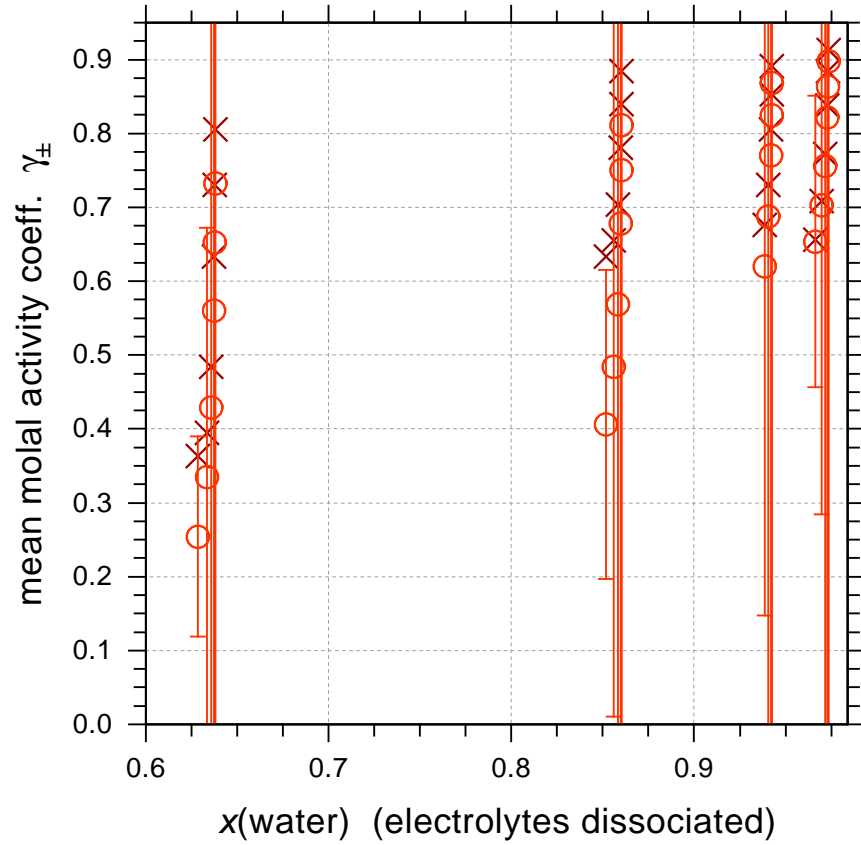


initial weighting of dataset:
 $w^{init}(1020) = 2.000$
dataset contribution to F_{obj} :
 $fval(1020) = 3.5719E-02$
rel. contribution = 0.0170 %

Fig. S0038 (AIOMFAC_output_1021)

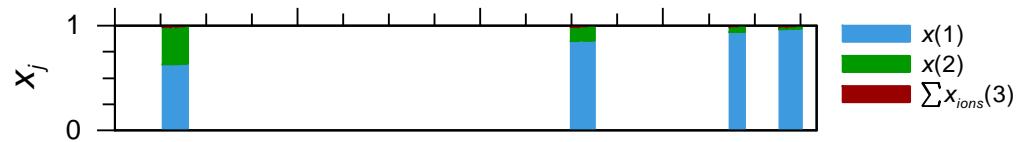
H₂O (1) + *tert*-Butanol (2) + HCl (3)

Temperature: 298 K



left y-axis:

- × HCl+tert-Butanol+Water_EMF_Roy
- AIOMFAC mean molal activity coeff. γ_{\pm}



initial weighting of dataset:
 $w^{init}(1021) = 2.000$
dataset contribution to F_{obj} :
 $fval(1021) = 1.4349E-01$
rel. contribution = 0.0682 %

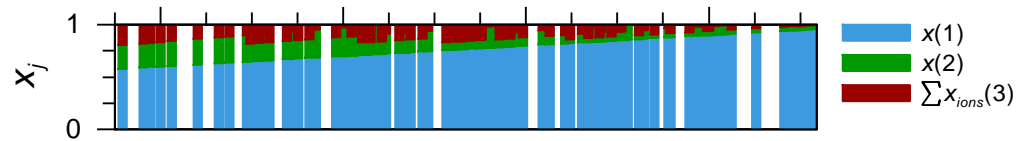
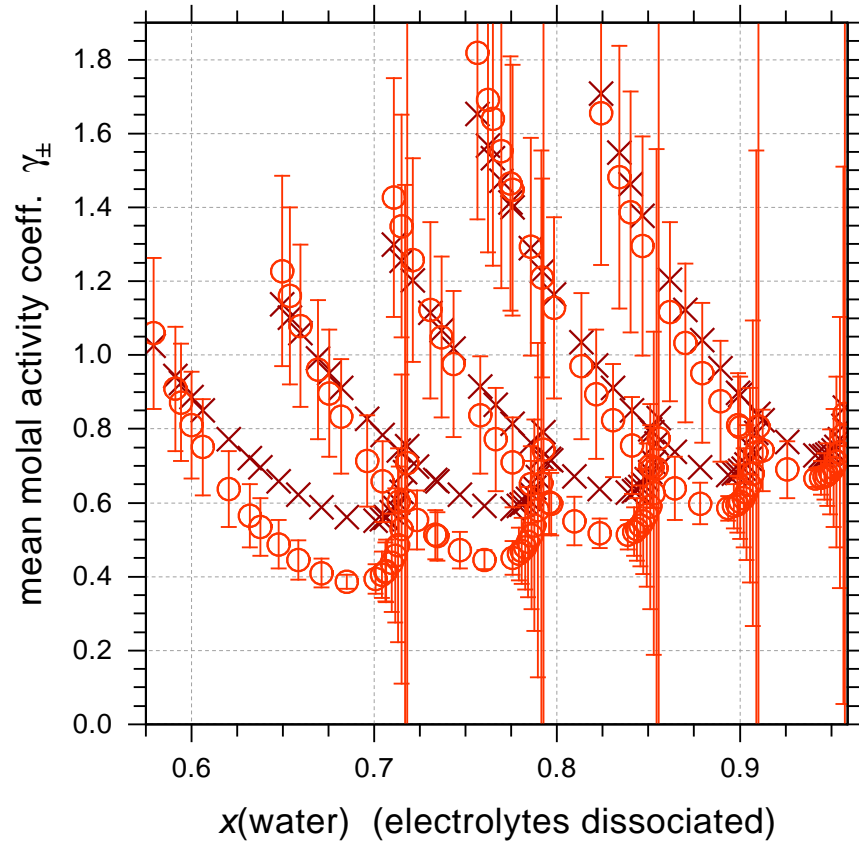
Fig. S0039 (AIOMFAC_output_1048)

H₂O (1) + Ethanol (2) + HCl (3)

Temperature: 298 K

left y-axis:

- × HCl+Ethanol+Water_EMF_Deyhimi
- AIOMFAC mean molal activity coeff. γ_{\pm}



initial weighting of dataset:
 $w^{init}(1048) = 2.000$
dataset contribution to F_{obj} :
 $fval(1048) = 3.0613E-01$
rel. contribution = 0.1456 %

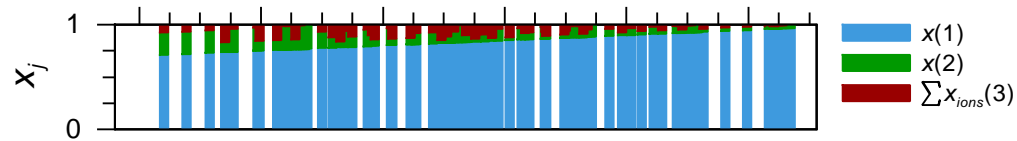
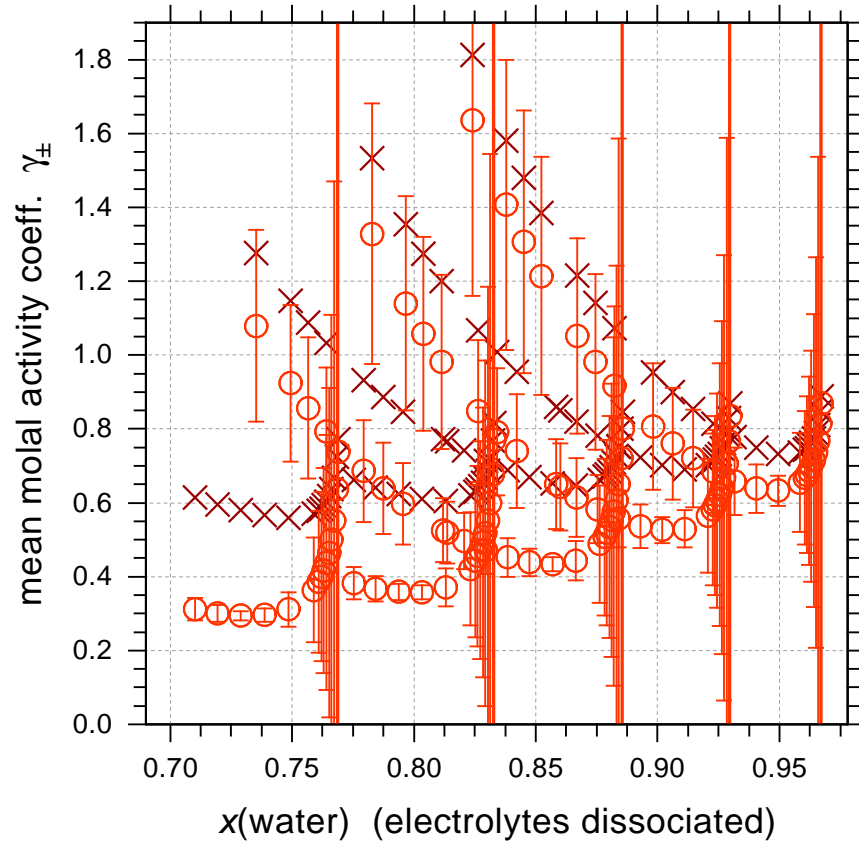
Fig. S0040 (AIOMFAC_output_1049)

H₂O (1) + 2-Propanol (2) + HCl (3)

Temperature: 298 K

left y-axis:

- × HCl+2-Propanol+Water_EMF_Deyhimi
- AIOMFAC mean molal activity coeff. γ_{\pm}



initial weighting of dataset:
 $w^{init}(1049) = 2.000$
dataset contribution to F_{obj} :
 $fval(1049) = 8.7367E-01$
rel. contribution = 0.4155 %

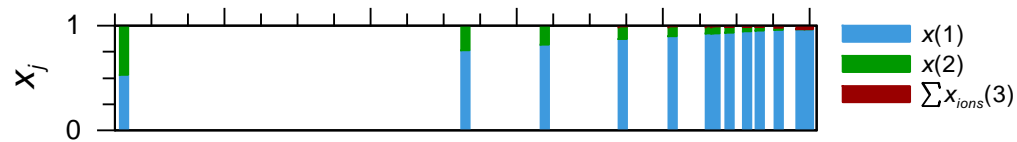
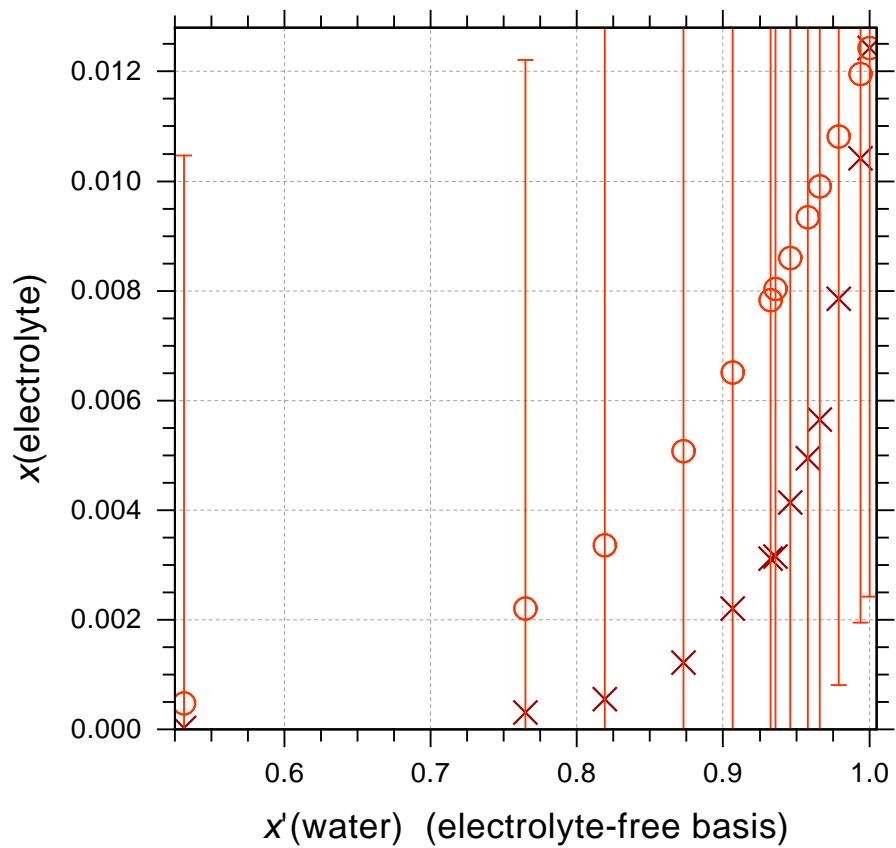
Fig. S0041 (AIOMFAC_output_0079)

H₂O (1) + Ethanol (2) + K₂SO₄ (3)

Temperature: 298 K

left y-axis:

- × K2SO4+Ethanol+Water_SLE_Fox
- AIOMFAC calc. SLE composition



initial weighting of dataset:
 $w^{init}(0079) = 1.000$
 dataset contribution to F_{obj} :
 $fval(0079) = 6.9962E-01$
 rel. contribution = 0.3327 %

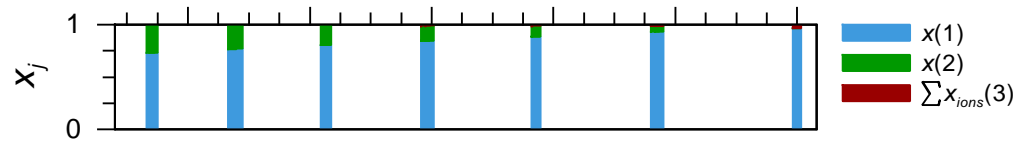
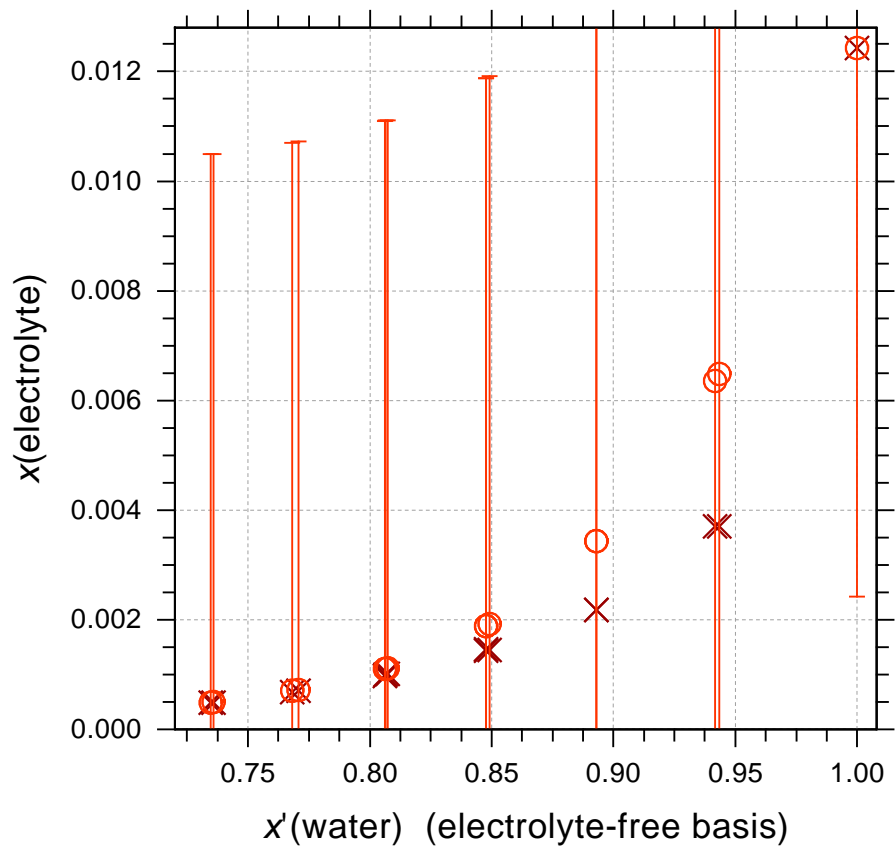
Fig. S0042 (AIOMFAC_output_0080)

H₂O (1) + 1-Propanol (2) + K₂SO₄ (3)

Temperature: 298 K

left y-axis:

- × K2SO4+1-Propanol+Water_SLE_Taboada
- AIOMFAC calc. SLE composition



initial weighting of dataset:
 $w^{init}(0080) = 1.000$
 dataset contribution to F_{obj} :
 $fval(0080) = 7.0319E-02$
 rel. contribution = 0.0334 %

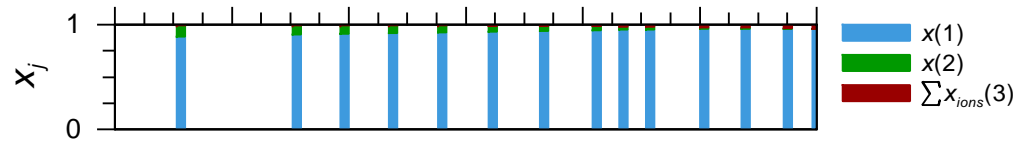
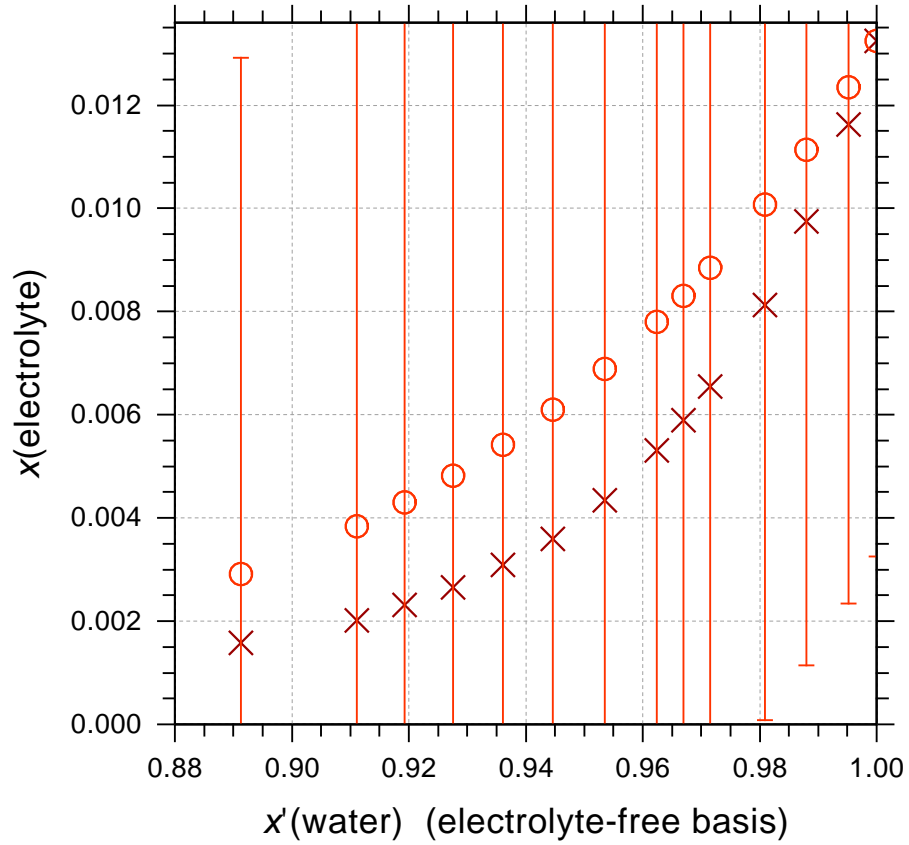
Fig. S0043 (AIOMFAC_output_0081)

H₂O (1) + 2-Propanol (2) + K₂SO₄ (3)

Temperature: 303 K

left y-axis:

- × K₂SO₄+2-Propanol+Water_SLE_Mydlarz_303K
- AIOMFAC calc. SLE composition



initial weighting of dataset:

$$w^{init}(0081) = 1.000$$

dataset contribution to F_{obj} :

$$fval(0081) = 1.9632E-01$$

$$rel. contribution = 0.0934 \%$$

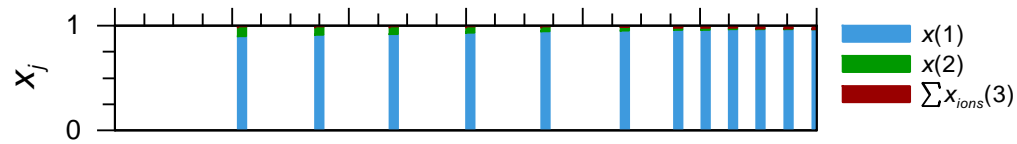
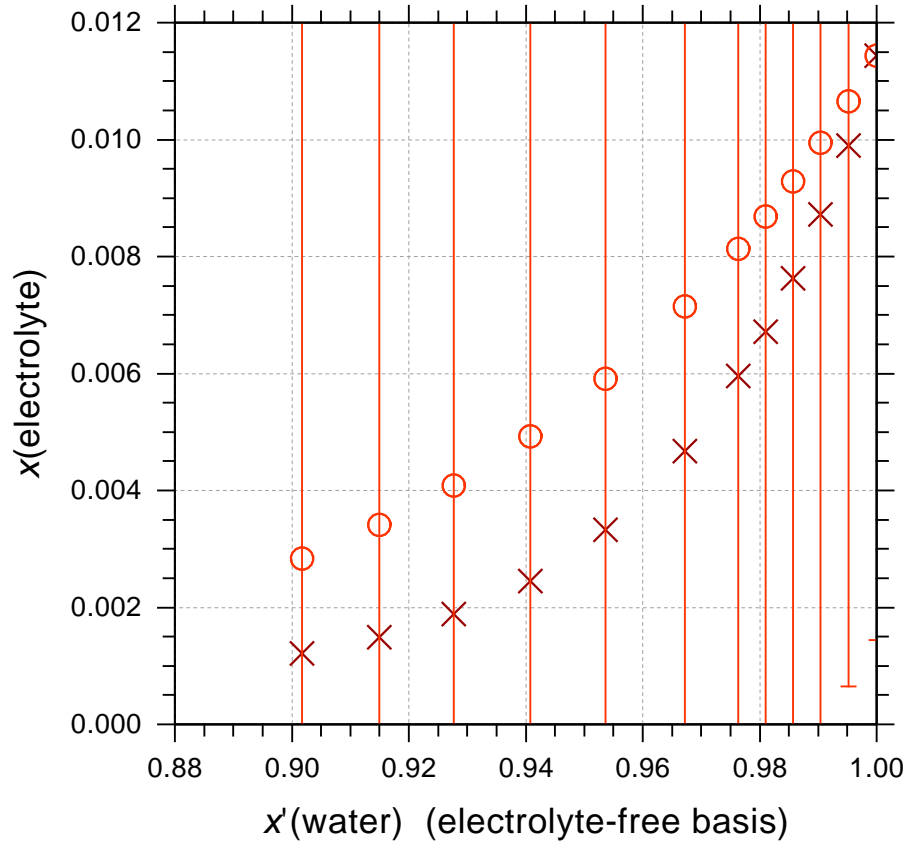
Fig. S0044 (AIOMFAC_output_0971)

H₂O (1) + 2-Propanol (2) + K₂SO₄ (3)

Temperature: 293 K

left y-axis:

- × K2SO4+2-Propanol+Water_SLE_Mydlarz_293K
- AIOMFAC calc. SLE composition



initial weighting of dataset:
 $w^{init}(0971) = 0.800$
 dataset contribution to F_{obj} :
 $fval(0971) = 1.5667E-01$
 rel. contribution = 0.0745 %

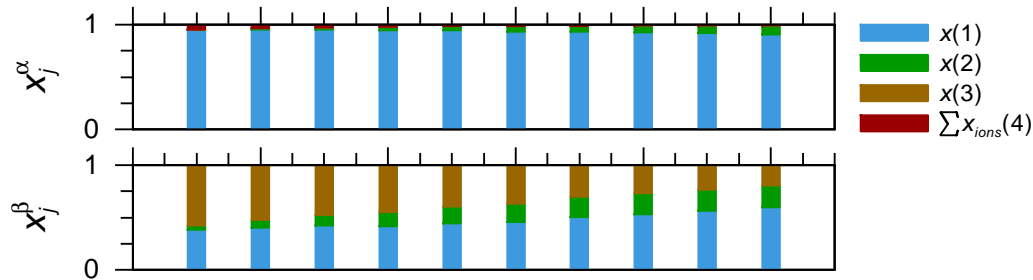
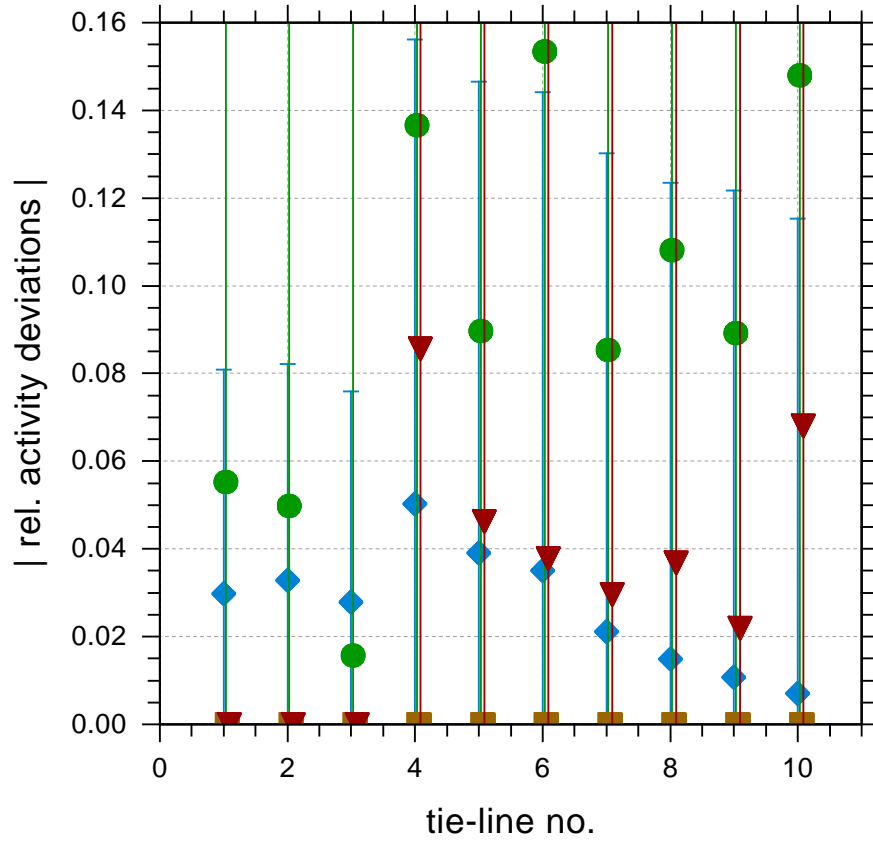
Fig. S0045 (AIOMFAC_output_1014)

H₂O (1) + Ethanol (2) + 1-Pentanol (3) + K₂SO₄ (4)

Temperature: 298 K

left y-axis:

- ◆ AIOMFAC water (1) activity, rel. deviations
- AIOMFAC organic (2) activity, rel. deviations
- AIOMFAC organic (3) activity, rel. deviations
- ▼ AIOMFAC IAP, rel. deviations comp.(4)



initial weighting of dataset:
 $w^{init}(1014) = 1.000$
 dataset contribution to F_{obj} :
 $fval(1014) = 6.5963E-02$
 rel. contribution = 0.0314 %

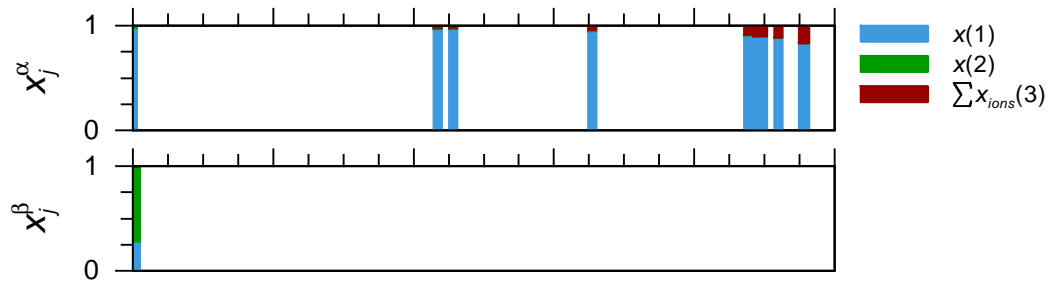
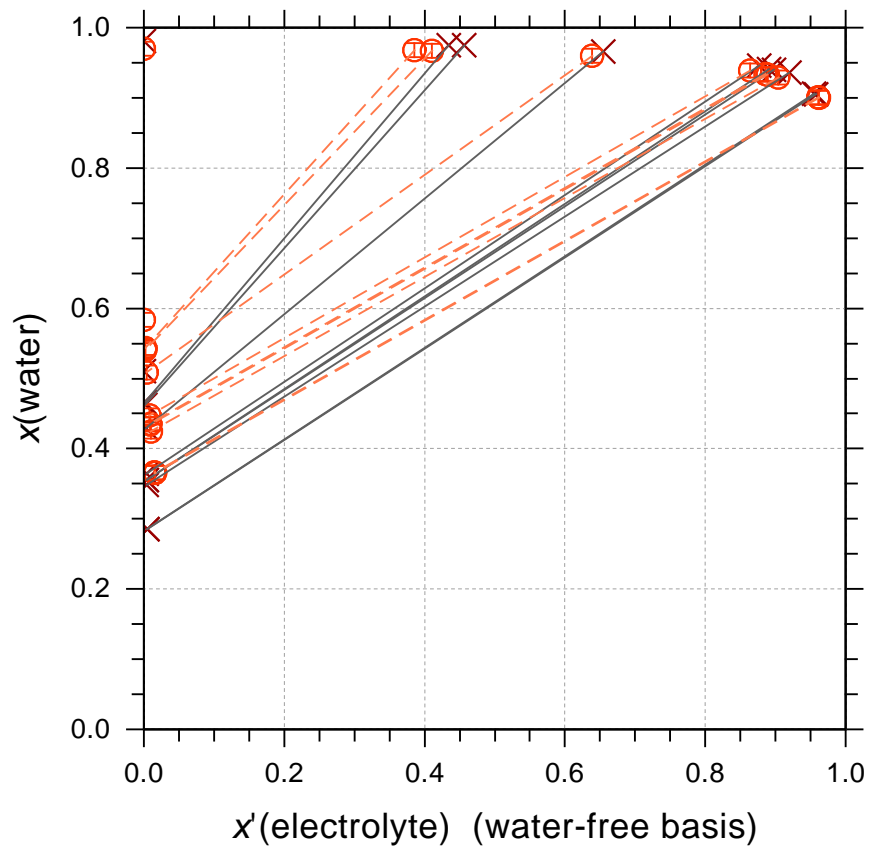
Fig. S0046 (AIOMFAC_output_0105)

H₂O (1) + 1-Butanol (2) + KBr (3)

Temperature: 323 K

left y-axis:

- × KBr_1-BuOH_LLE_Li
- AIOMFAC calc. LLE composition



initial weighting of dataset:
 $w^{init}(0105) = 1.000$
 dataset contribution to F_{obj} :
 $fval(0105) = 1.8738E-01$
 rel. contribution = 0.0891 %

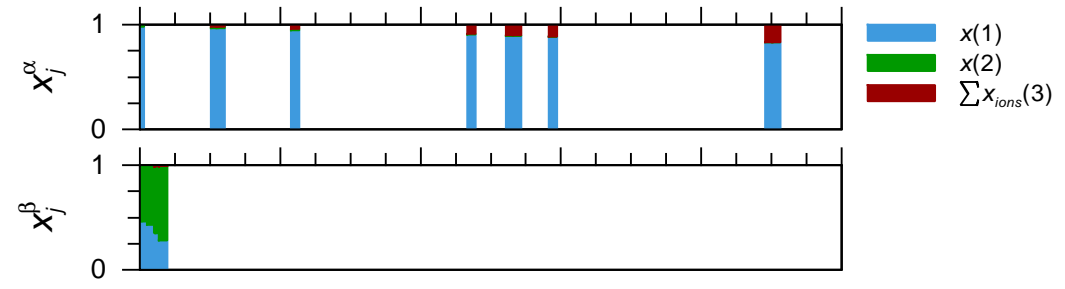
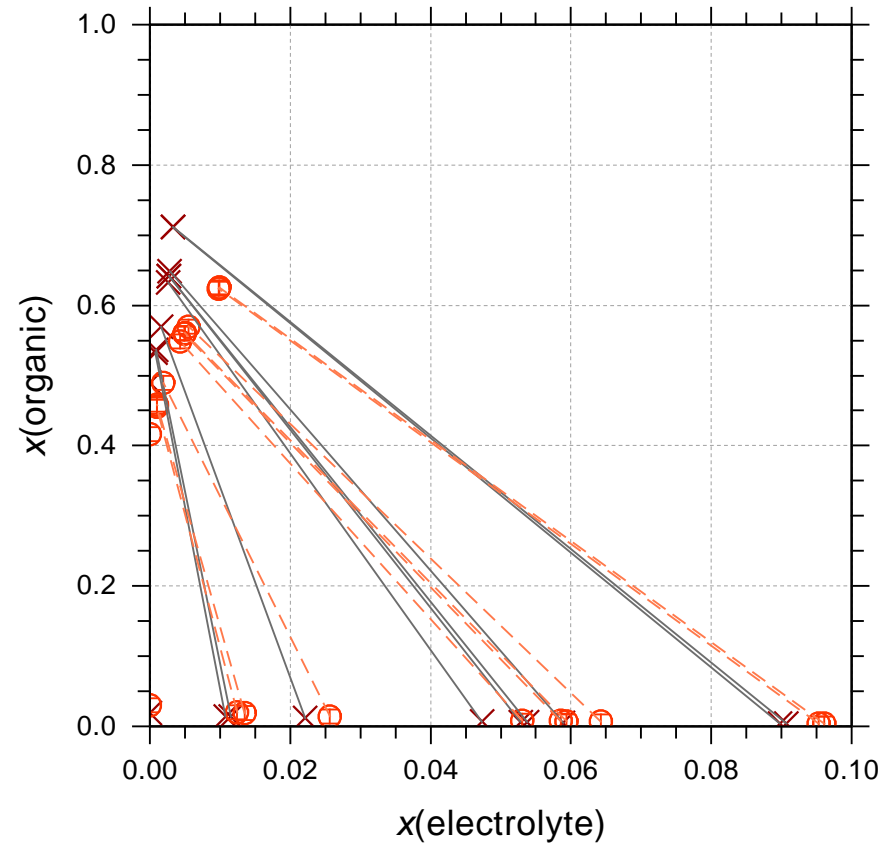
Fig. S0046a (AIOMFAC_output_0105)

H₂O (1) + 1-Butanol (2) + KBr (3)

Temperature: 323 K

left y-axis:

- × KBr_1-BuOH_LLE_Li
- AIOMFAC calc. LLE composition



initial weighting of dataset:
 $w^{init}(0105) = 1.000$
 dataset contribution to F_{obj} :
 $fval(0105) = 1.8738E-01$
 rel. contribution = 0.0891 %

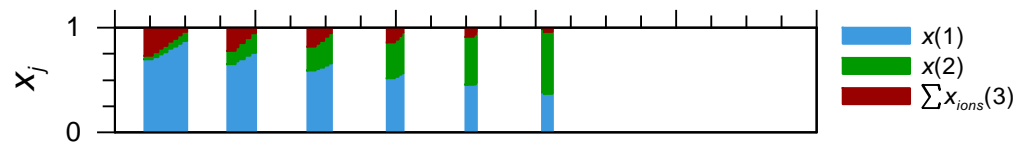
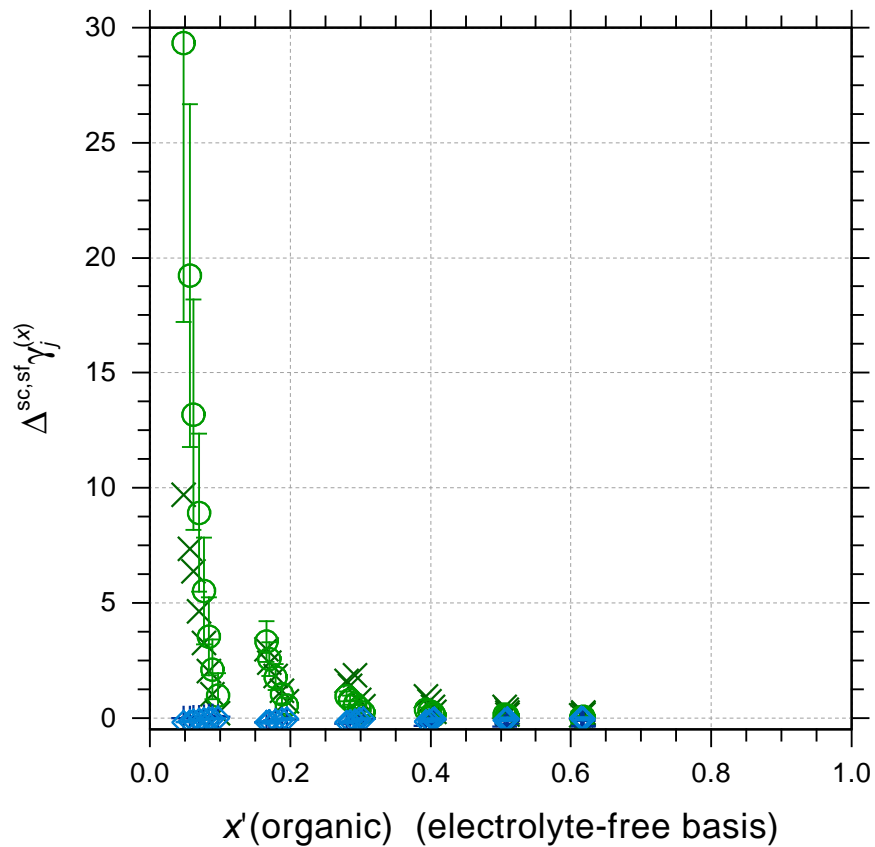
Fig. S0047 (AIOMFAC_output_0106)

H₂O (1) + 1-Propanol (2) + KBr (3)

Temperature range: 360 -- 363 K

left y-axis:

- × KBr_1-PrOH_Morrison (EXP, org.)
- AIOMFAC $\Delta^{sc, sf}_{\gamma_{org}^{(x)}}$
- + KBr_1-PrOH_Morrison (EXP, water)
- ◇ AIOMFAC $\Delta^{sc, sf}_{\gamma_w^{(x)}}$



initial weighting of dataset:
 $w^{init}(0106) = 0.050$
 dataset contribution to F_{obj} :
 $fval(0106) = 5.6690E-02$
 rel. contribution = 0.0270 %

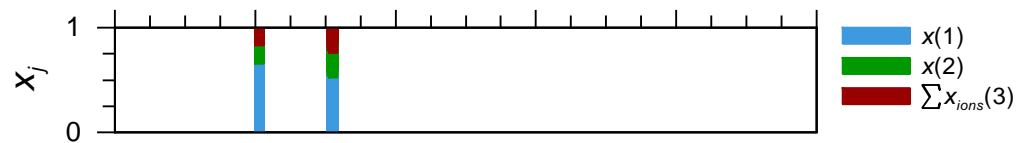
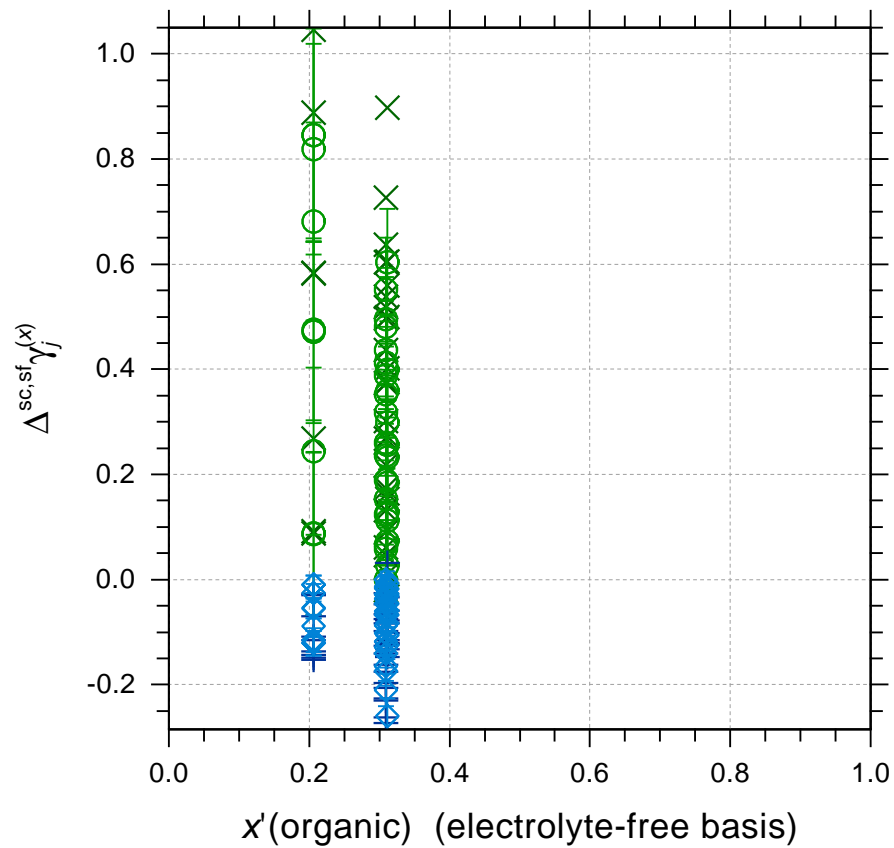
Fig. S0048 (AIOMFAC_output_0107)

H₂O (1) + Ethanol (2) + KBr (3)

Temperature range: 355 -- 357 K

left y-axis:

- × KBr_EtOH_Burns (EXP, org.)
- AIOMFAC $\Delta_{org}^{sc, sf, \gamma_j^{(x)}}$
- + KBr_EtOH_Burns (EXP, water)
- ◇ AIOMFAC $\Delta_{w}^{sc, sf, \gamma_j^{(x)}}$



initial weighting of dataset:
 $w^{init}(0107) = 0.500$
 dataset contribution to F_{obj} :
 $fval(0107) = 4.6504E-02$
 rel. contribution = 0.0221 %

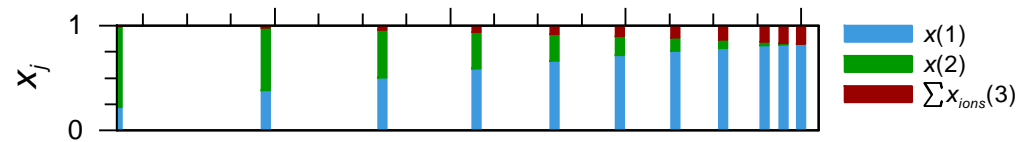
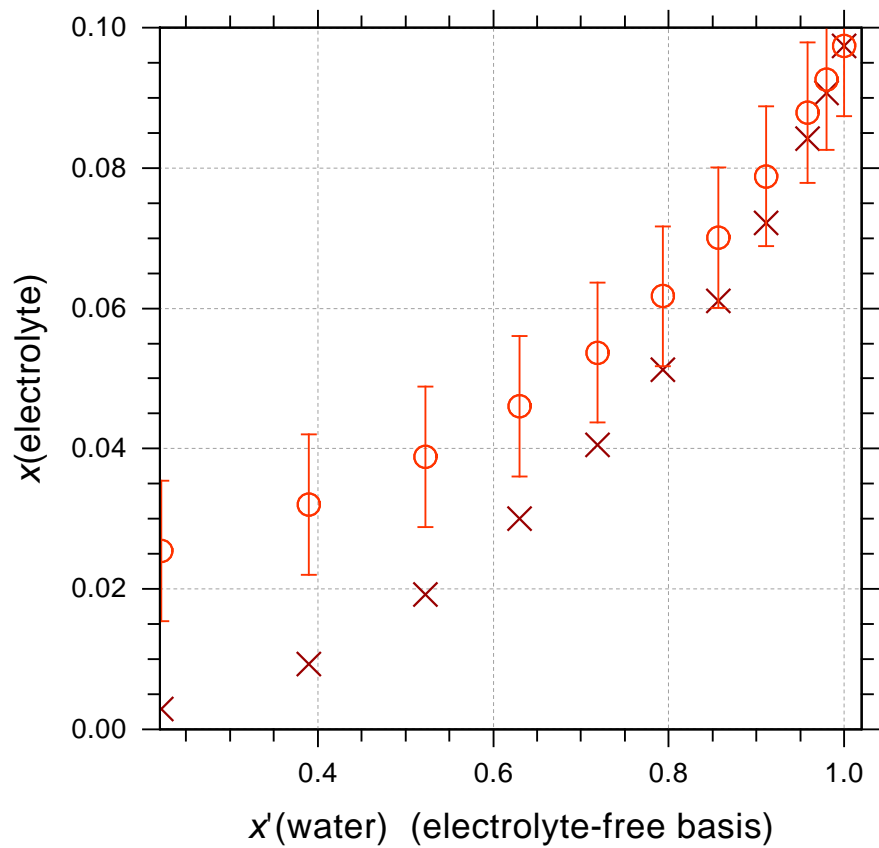
Fig. S0049 (AIOMFAC_output_0108)

H₂O (1) + Ethanol (2) + KBr (3)

Temperature: 303 K

left y-axis:

- × KBr+Ethanol+Water_SLE_Taylor
- AIOMFAC calc. SLE composition



initial weighting of dataset:
 $w^{\text{init}}(0108) = 0.100$
 dataset contribution to F_{obj} :
 $f_{\text{val}}(0108) = 4.6900\text{E-}01$
 rel. contribution = 0.2230 %

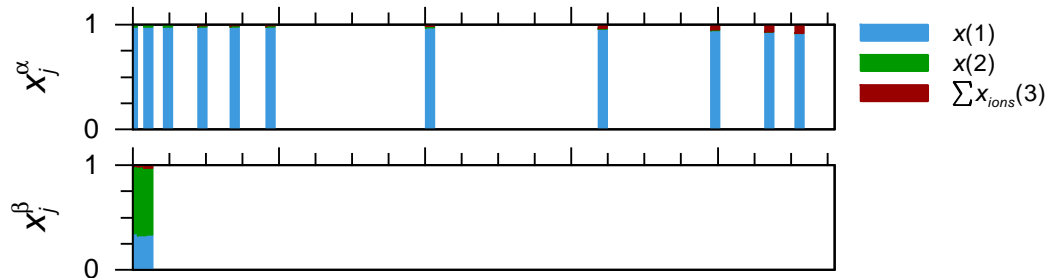
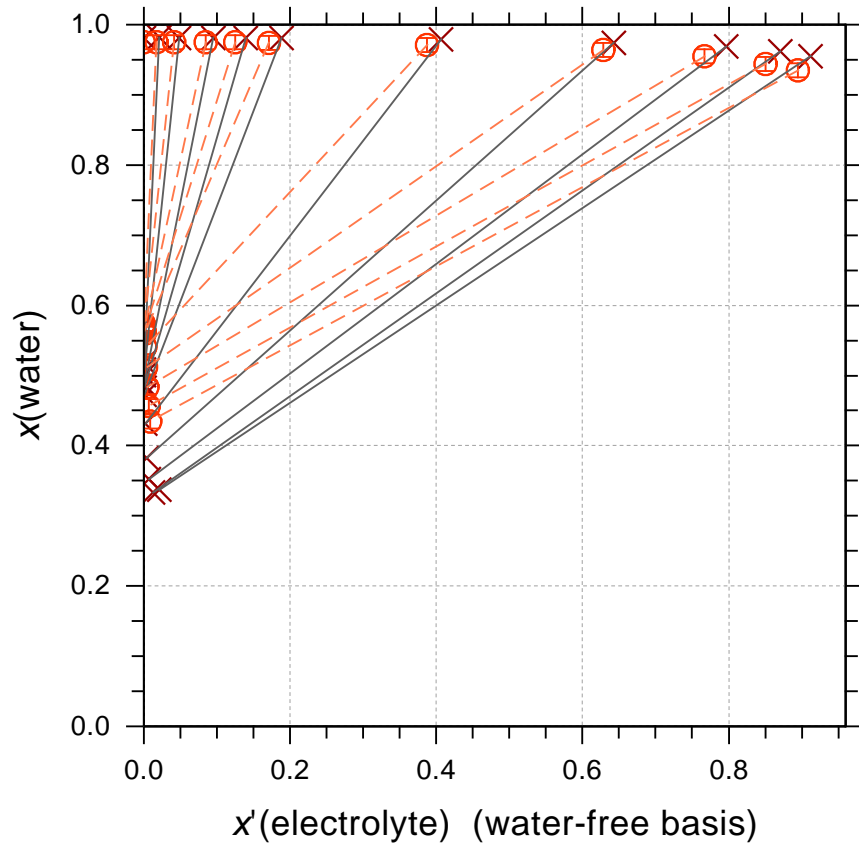
Fig. S0050 (AIOMFAC_output_0974)

H₂O (1) + 1-Butanol (2) + KBr (3)

Temperature: 298 K

left y-axis:

- × KBr+1-Butanol+Water_LLE_AI-Sahhaf
- AIOMFAC calc. LLE composition



initial weighting of dataset:
 $w^{init}(0974) = 1.000$
 dataset contribution to F_{obj} :
 $fval(0974) = 7.4530E-01$
 rel. contribution = 0.3544 %

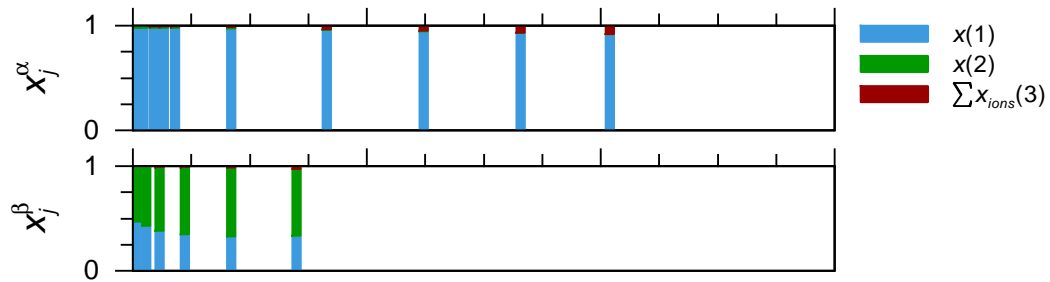
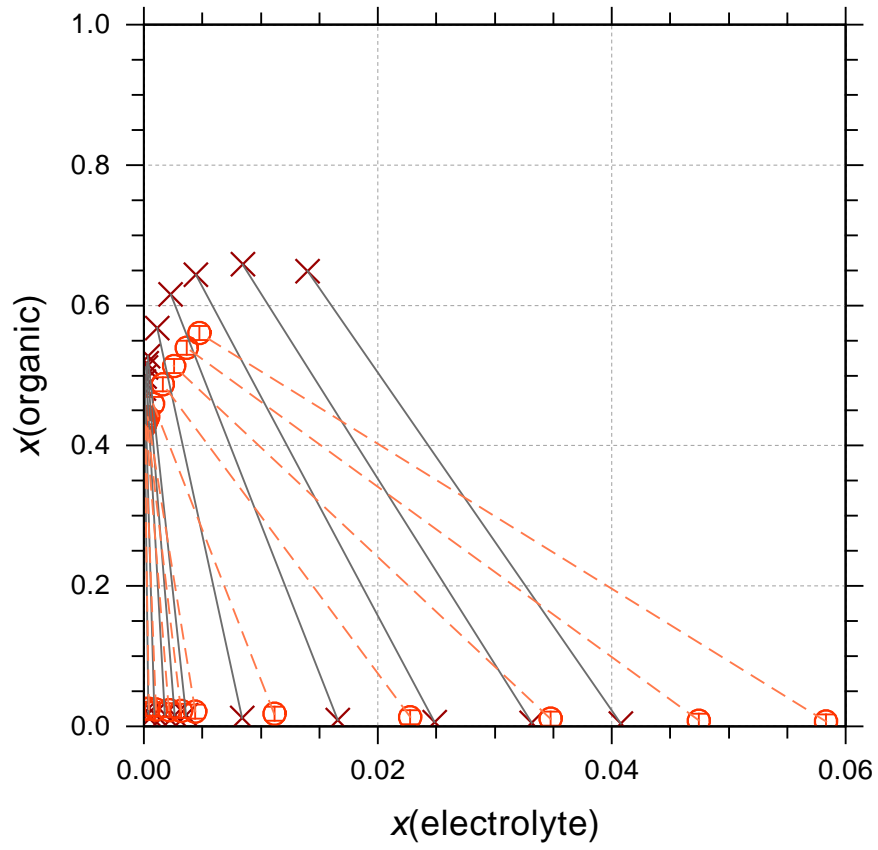
Fig. S0050a (AIOMFAC_output_0974)

H₂O (1) + 1-Butanol (2) + KBr (3)

Temperature: 298 K

left y-axis:

- × KBr+1-Butanol+Water_LLE_AI-Sahhaf
- AIOMFAC calc. LLE composition

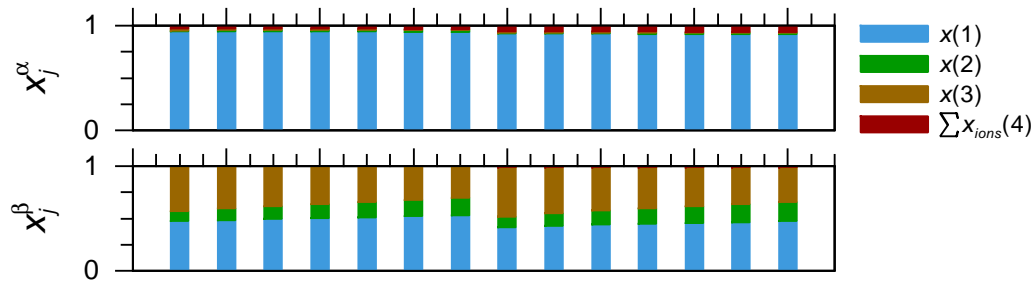
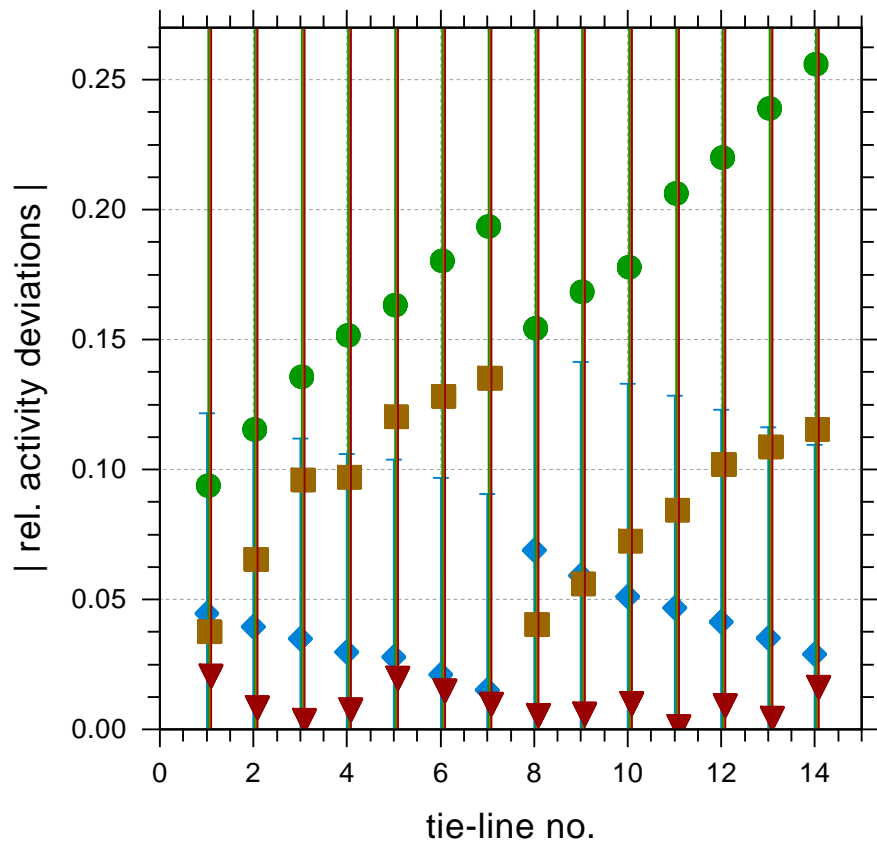


initial weighting of dataset:
 $w^{init}(0974) = 1.000$
 dataset contribution to F_{obj} :
 $fval(0974) = 7.4530E-01$
 rel. contribution = 0.3544 %

Fig. S0051 (AIOMFAC_output_0976)
 H_2O (1) + *tert*-Butanol (2) + 1-Butanol (3) + KBr (4)
 Temperature: 293 K

left y-axis:

- ◆ AIOMFAC water (1) activity, rel. deviations
- AIOMFAC organic (2) activity, rel. deviations
- AIOMFAC organic (3) activity, rel. deviations
- ▼ AIOMFAC IAP, rel. deviations comp.(4)



initial weighting of dataset:
 $w^{init}(0976) = 1.000$
 dataset contribution to F_{obj} :
 $fval(0976) = 2.1761\text{E-}01$
 rel. contribution = 0.1035 %

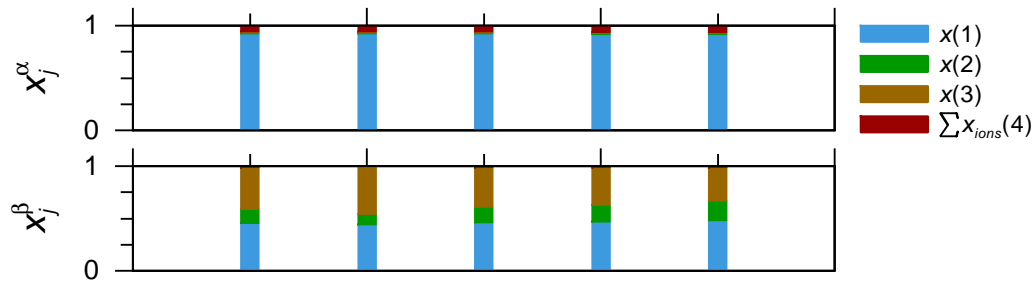
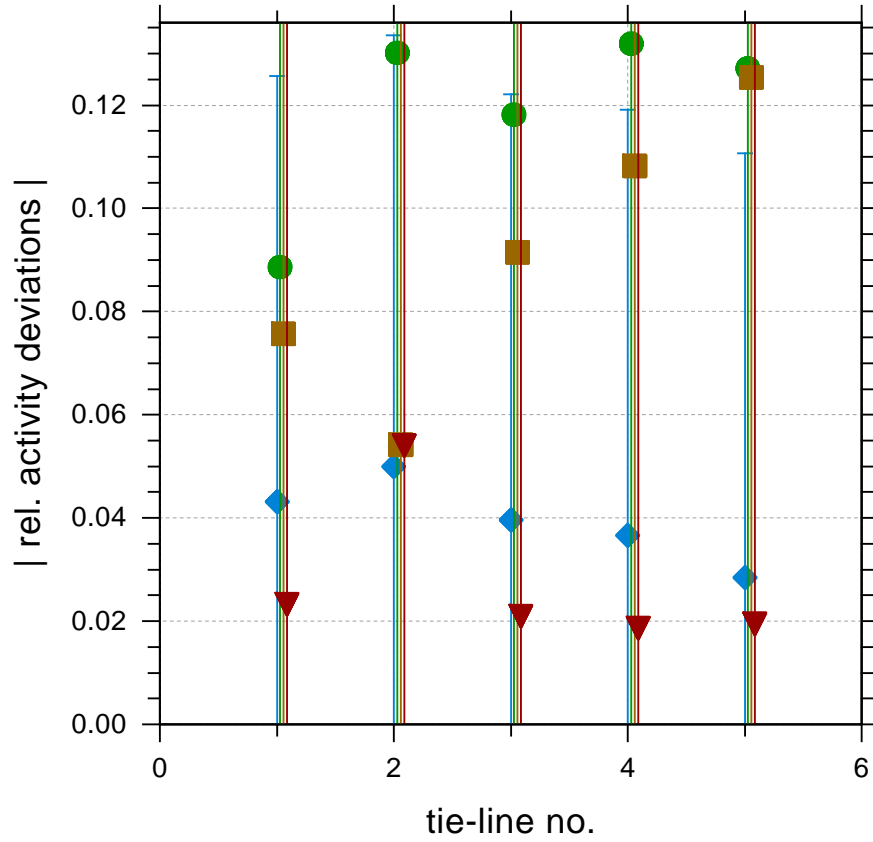
Fig. S0052 (AIOMFAC_output_0977)

H₂O (1) + *tert*-Butanol (2) + 1-Butanol (3) + KBr (4)

Temperature: 313 K

left y-axis:

- ◆ AIOMFAC water (1) activity, rel. deviations
- AIOMFAC organic (2) activity, rel. deviations
- AIOMFAC organic (3) activity, rel. deviations
- ▼ AIOMFAC IAP, rel. deviations comp.(4)



initial weighting of dataset:
 $w^{init}(0977) = 1.000$
 dataset contribution to F_{obj} :
 $fval(0977) = 1.2946E-01$
 rel. contribution = 0.0616 %

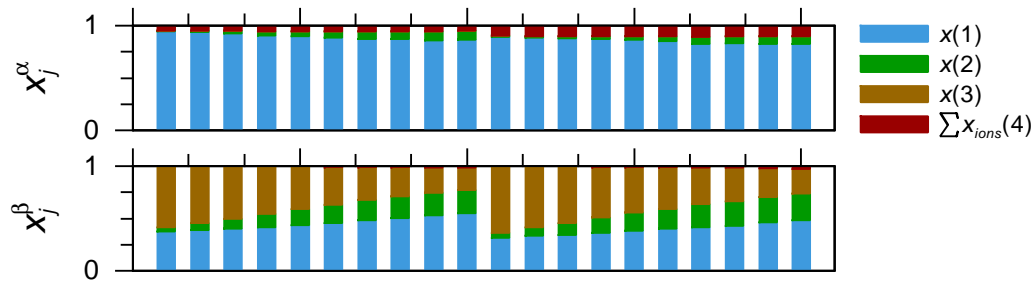
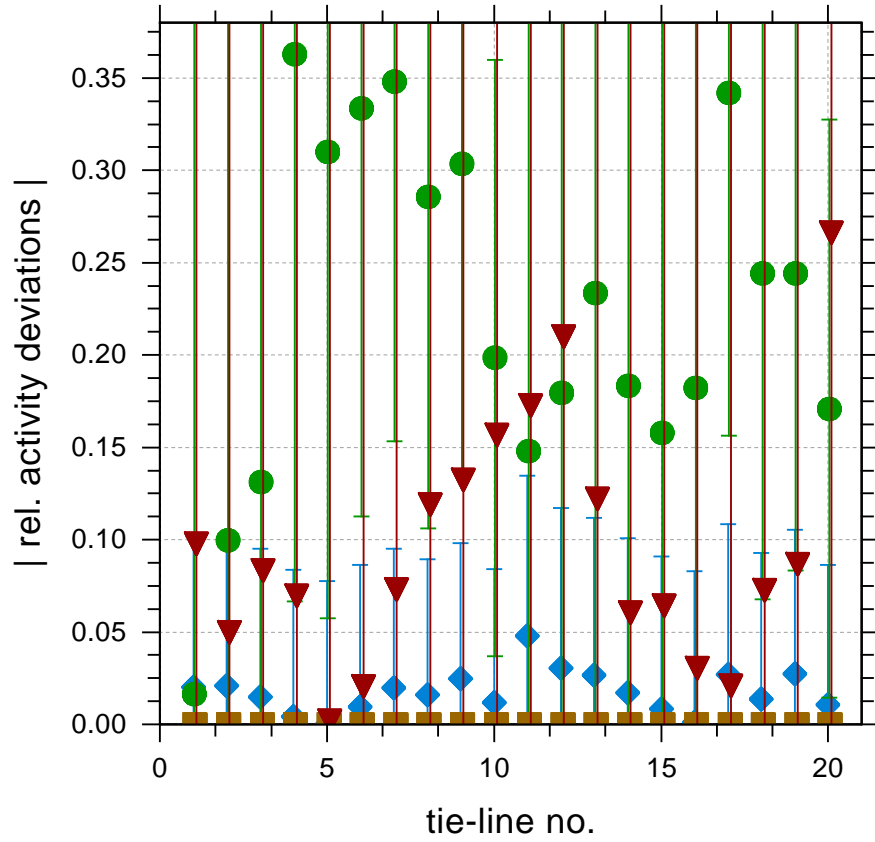
Fig. S0053 (AIOMFAC_output_1013)

H₂O (1) + Ethanol (2) + 1-Pentanol (3) + KBr (4)

Temperature: 298 K

left y-axis:

- ◆ AIOMFAC water (1) activity, rel. deviations
- AIOMFAC organic (2) activity, rel. deviations
- AIOMFAC organic (3) activity, rel. deviations
- ▼ AIOMFAC IAP, rel. deviations comp.(4)



initial weighting of dataset:
 $w^{init}(1013) = 1.000$
 dataset contribution to F_{obj} :
 $fval(1013) = 3.6063E-01$
 rel. contribution = 0.1715 %

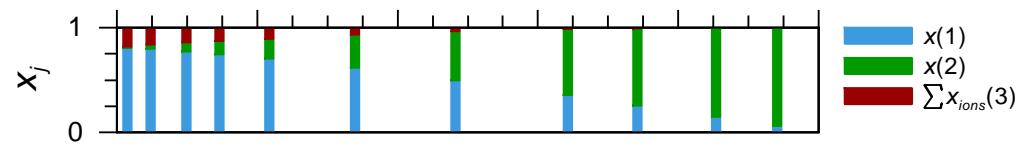
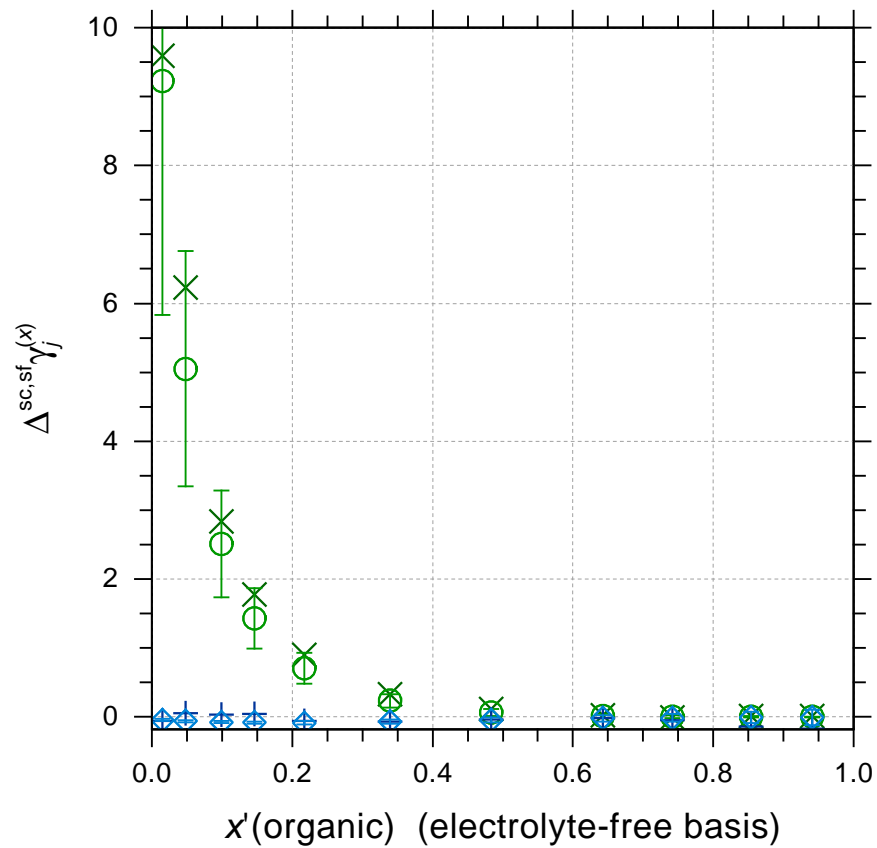
Fig. S0054 (AIOMFAC_output_0028)

H₂O (1) + Ethanol (2) + KCl (3)

Temperature range: 351 -- 369 K

left y-axis:

- × KCl_EtOH_Johnson (EXP, org.)
- AIOMFAC $\Delta_{org}^{sc, sf, \gamma(x)}$
- + KCl_EtOH_Johnson (EXP, water)
- ◇ AIOMFAC $\Delta_{w}^{sc, sf, \gamma(x)}$



initial weighting of dataset:
 $w^{init}(0028) = 0.500$
 dataset contribution to F_{obj} :
 $fval(0028) = 5.3166E-02$
 rel. contribution = 0.0253 %

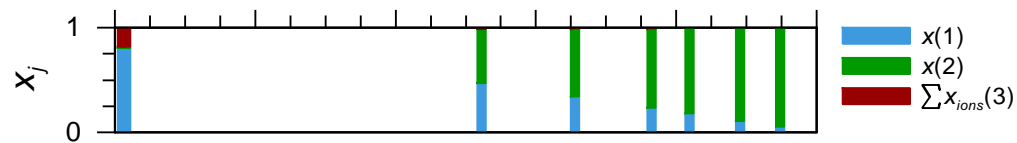
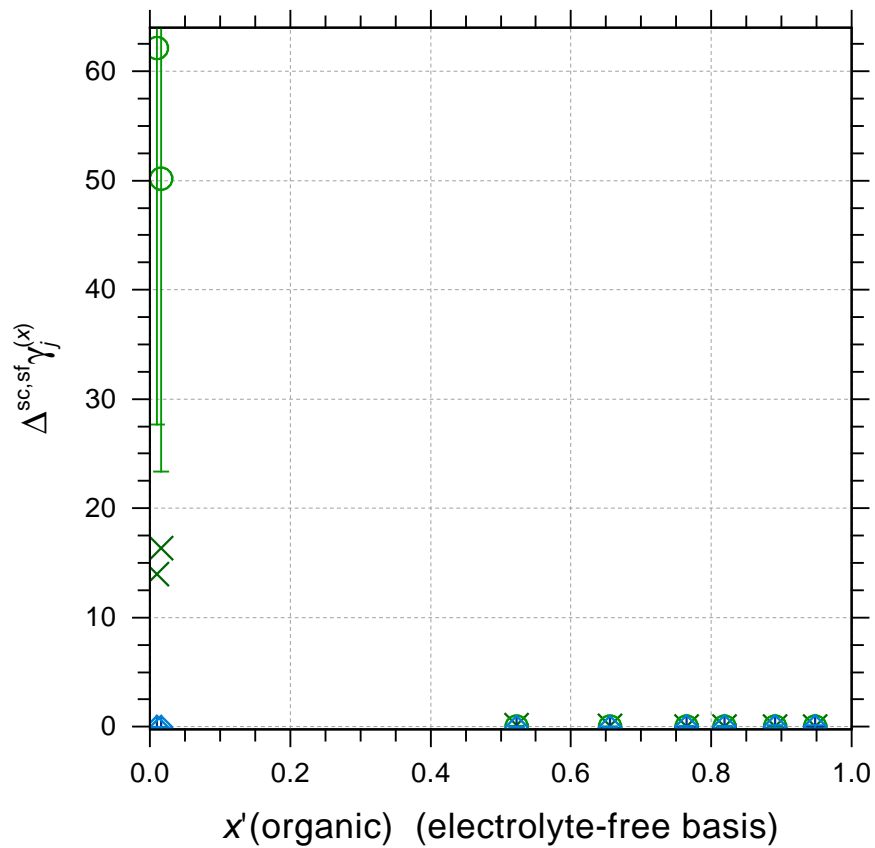
Fig. S0055 (AIOMFAC_output_0029)

H₂O (1) + 1-Propanol (2) + KCl (3)

Temperature range: 362 -- 372 K

left y-axis:

- × KCl_1-PrOH_Johnson (EXP, org.)
- AIOMFAC $\Delta^{sc, sf}_{\gamma_{org}^{(x)}}$
- + KCl_1-PrOH_Johnson (EXP, water)
- ◇ AIOMFAC $\Delta^{sc, sf}_{\gamma_w^{(x)}}$



initial weighting of dataset:
 $w^{init}(0029) = 0.500$
 dataset contribution to F_{obj} :
 $fval(0029) = 8.1216E-01$
 rel. contribution = 0.3862 %

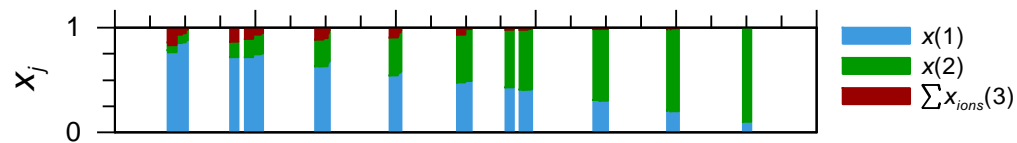
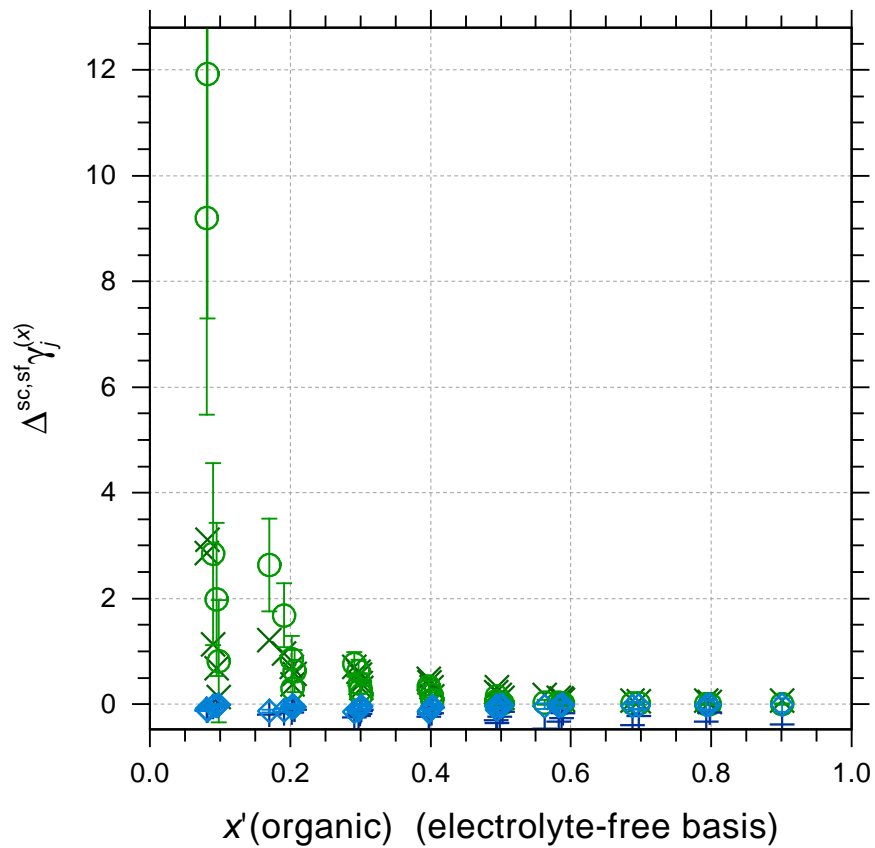
Fig. S0056 (AIOMFAC_output_0030)

H₂O (1) + 1-Propanol (2) + KCl (3)

Temperature range: 361 -- 366 K

left y-axis:

- × KCl_1-PrOH_Lin (EXP, org.)
- AIOMFAC $\Delta^{sc, sf}_{\gamma_{org}^{(x)}}$
- + KCl_1-PrOH_Lin (EXP, water)
- ◇ AIOMFAC $\Delta^{sc, sf}_{\gamma_w^{(x)}}$



initial weighting of dataset:
 $w^{init}(0030) = 0.500$
 dataset contribution to F_{obj} :
 $fval(0030) = 4.9600E-01$
 rel. contribution = 0.2359 %

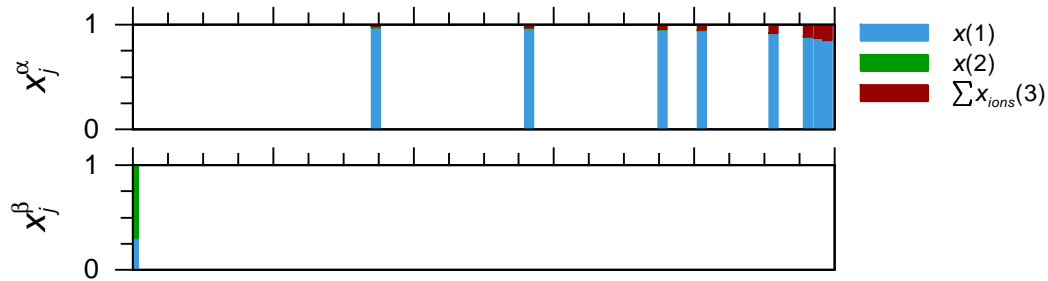
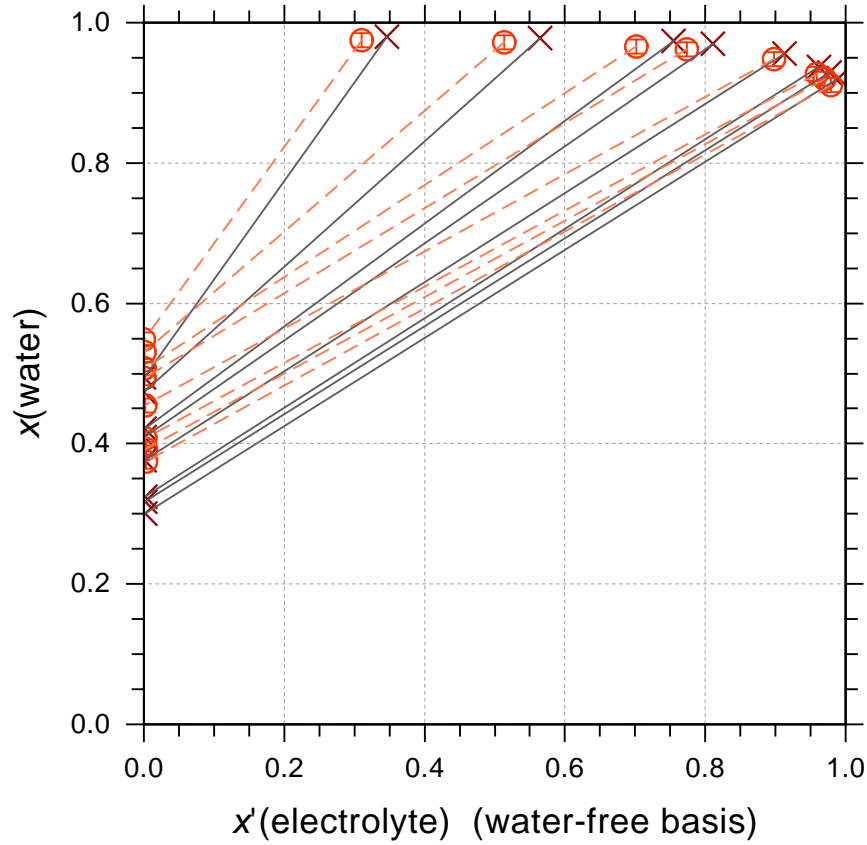
Fig. S0057 (AIOMFAC_output_0031)

H₂O (1) + 1-Butanol (2) + KCl (3)

Temperature: 298 K

left y-axis:

- × KCl_1-BuOH_LLE_Li
- AIOMFAC calc. LLE composition



initial weighting of dataset:
 $w^{init}(0031) = 1.000$
 dataset contribution to F_{obj} :
 $fval(0031) = 1.5419E-01$
 rel. contribution = 0.0733 %

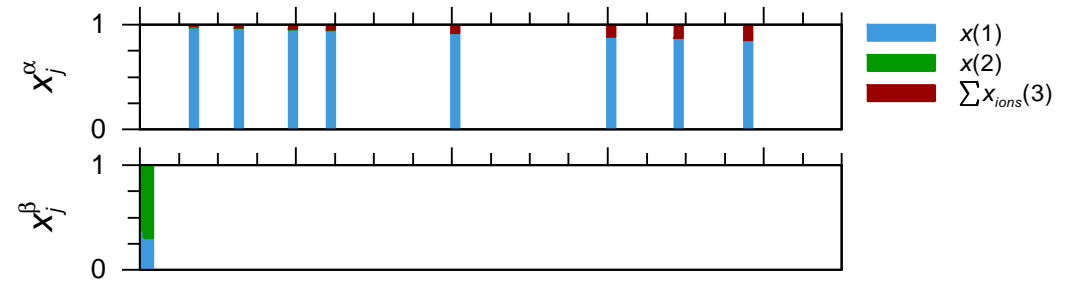
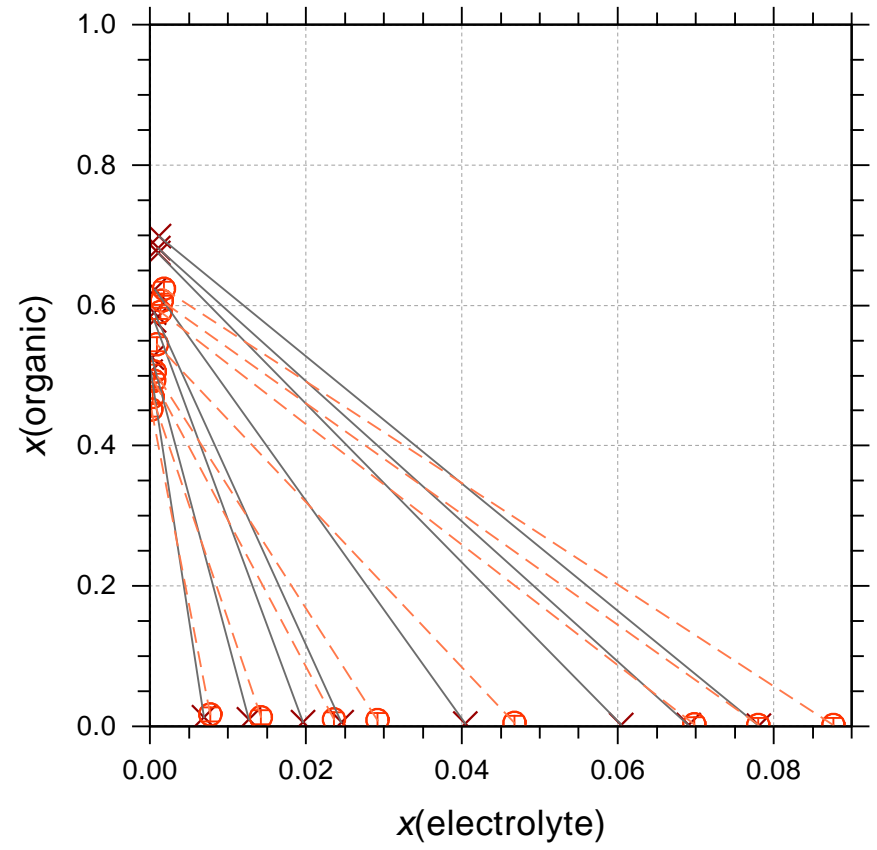
Fig. S0057a (AIOMFAC_output_0031)

H₂O (1) + 1-Butanol (2) + KCl (3)

Temperature: 298 K

left y-axis:

- × KCl_1-BuOH_LLE_Li
- AIOMFAC calc. LLE composition



initial weighting of dataset:
 $w^{init}(0031) = 1.000$
 dataset contribution to F_{obj} :
 $fval(0031) = 1.5419E-01$
 rel. contribution = 0.0733 %

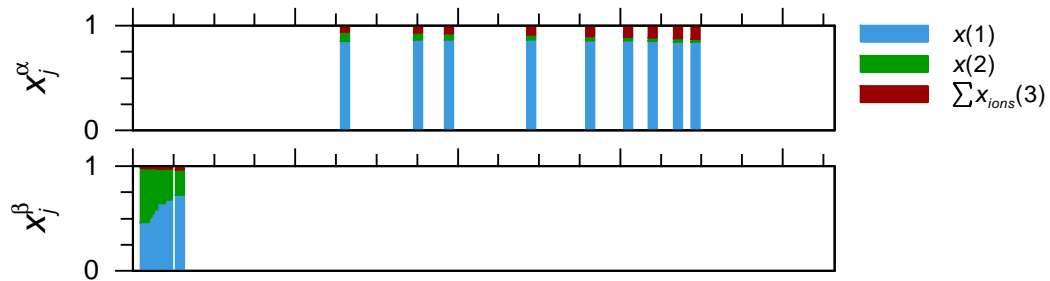
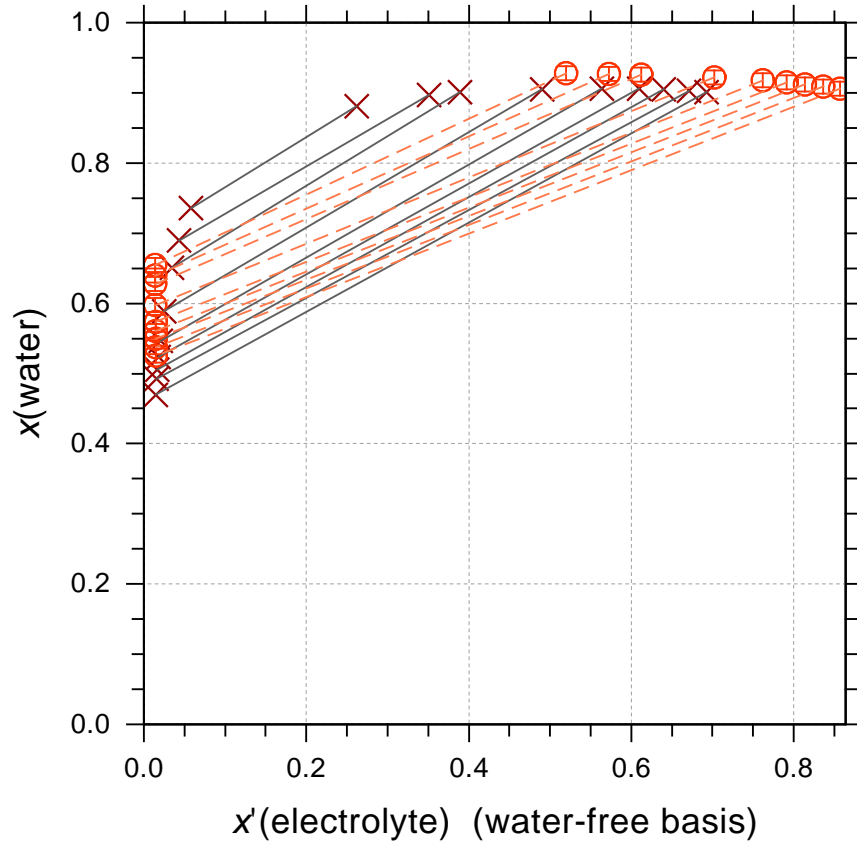
Fig. S0058 (AIOMFAC_output_0041)

H₂O (1) + 1-Propanol (2) + KCl (3)

Temperature: 298 K

left y-axis:

- × KCl_1-PrOH_LLE_Chou
- AIOMFAC calc. LLE composition



initial weighting of dataset:
 $w^{init}(0041) = 1.000$
 dataset contribution to F_{obj} :
 $fval(0041) = 3.7646E-01$
 rel. contribution = 0.1790 %

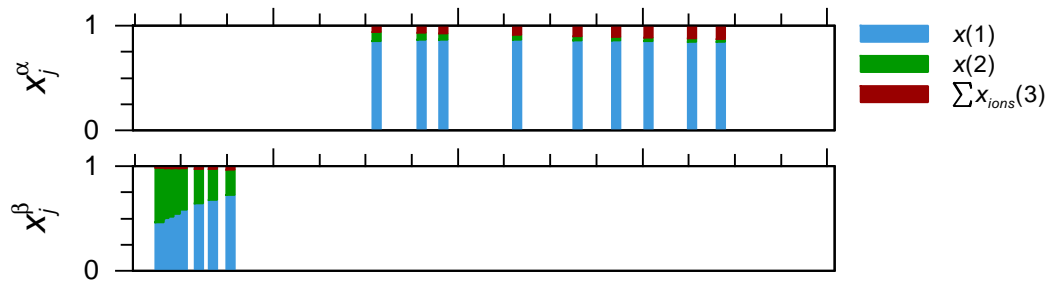
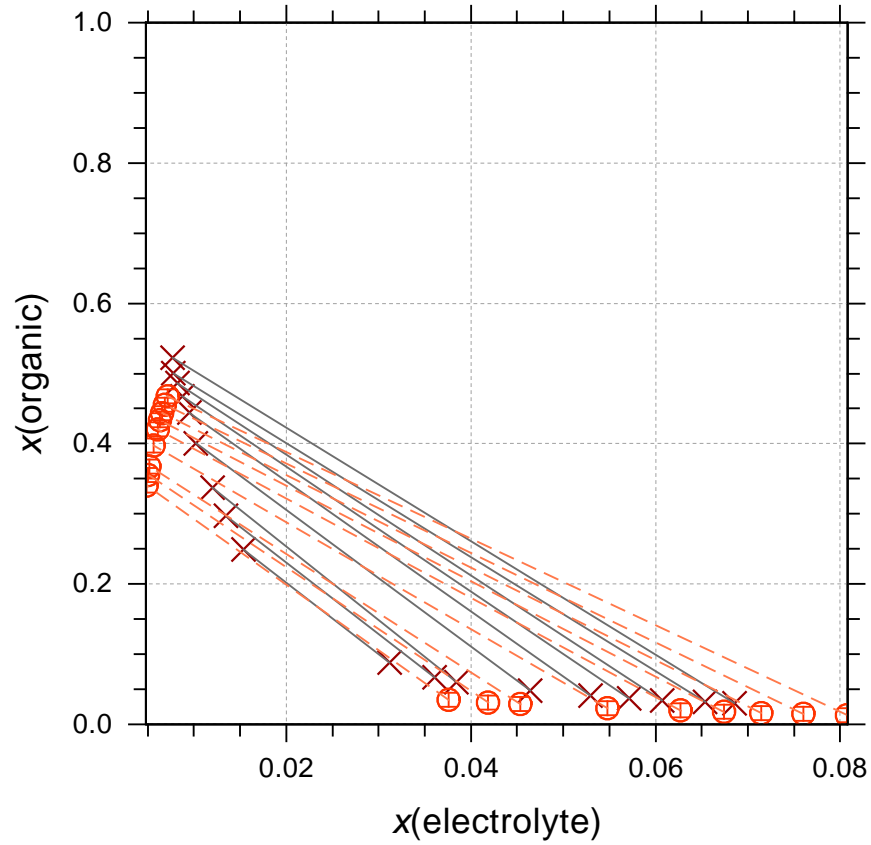
Fig. S0058a (AIOMFAC_output_0041)

H₂O (1) + 1-Propanol (2) + KCl (3)

Temperature: 298 K

left y-axis:

- × KCl_1-PrOH_LLE_Chou
- AIOMFAC calc. LLE composition



initial weighting of dataset:
 $w^{init}(0041) = 1.000$
dataset contribution to F_{obj} :
 $fval(0041) = 3.7646E-01$
rel. contribution = 0.1790 %

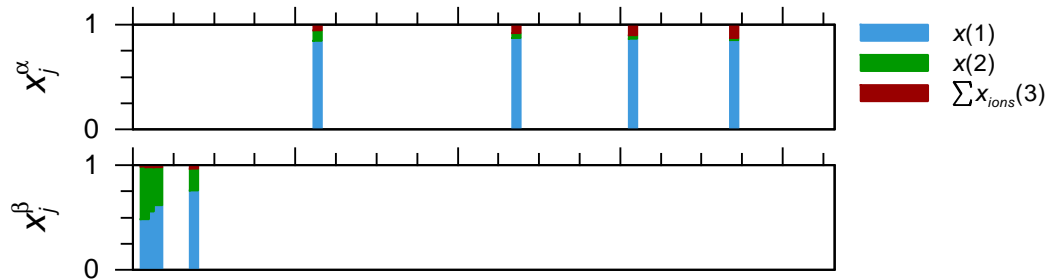
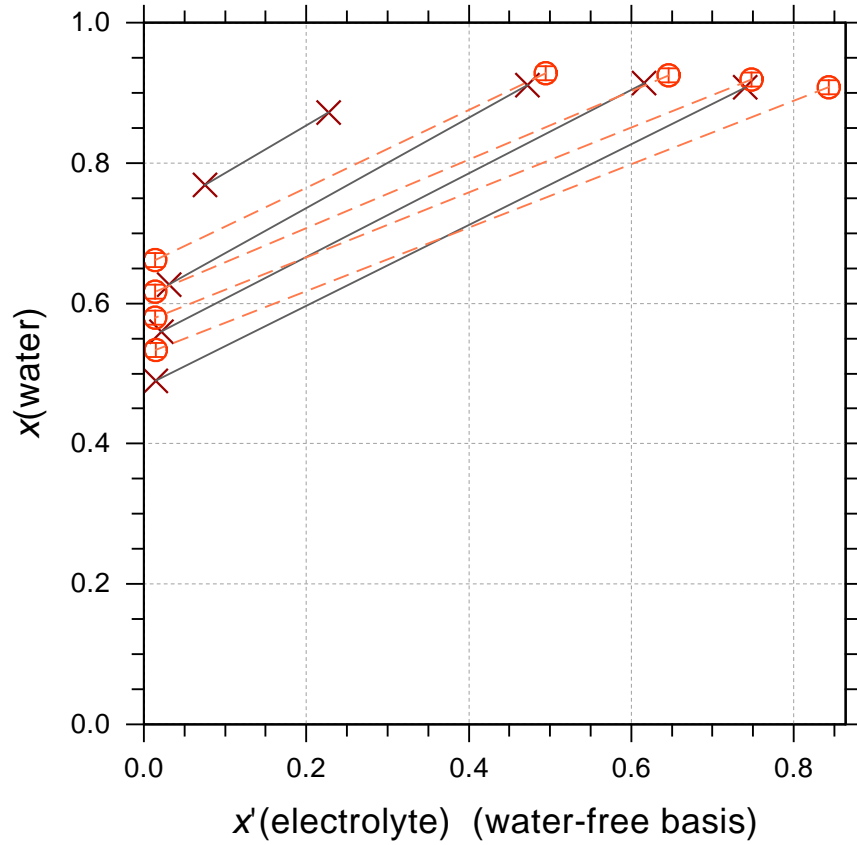
Fig. S0059 (AIOMFAC_output_0042)

H₂O (1) + 1-Propanol (2) + KCl (3)

Temperature: 298 K

left y-axis:

- × KCl_1-PrOH_LLE_Gomis
- AIOMFAC calc. LLE composition



initial weighting of dataset:

$$w^{init}(0042) = 1.000$$

dataset contribution to F_{obj} :

$$fval(0042) = 2.5738E-01$$

$$rel. contribution = 0.1224 \%$$

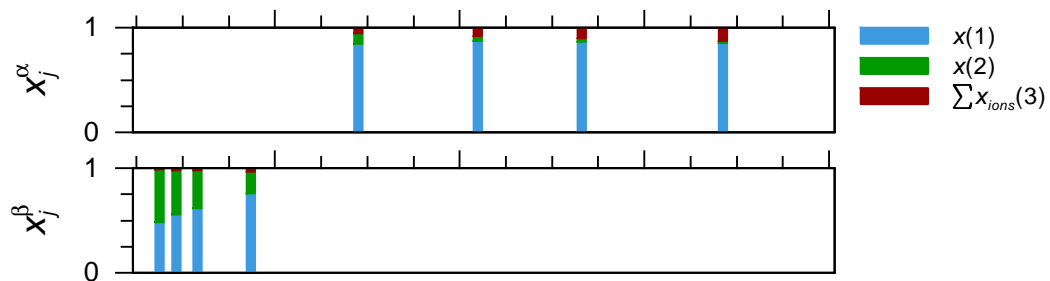
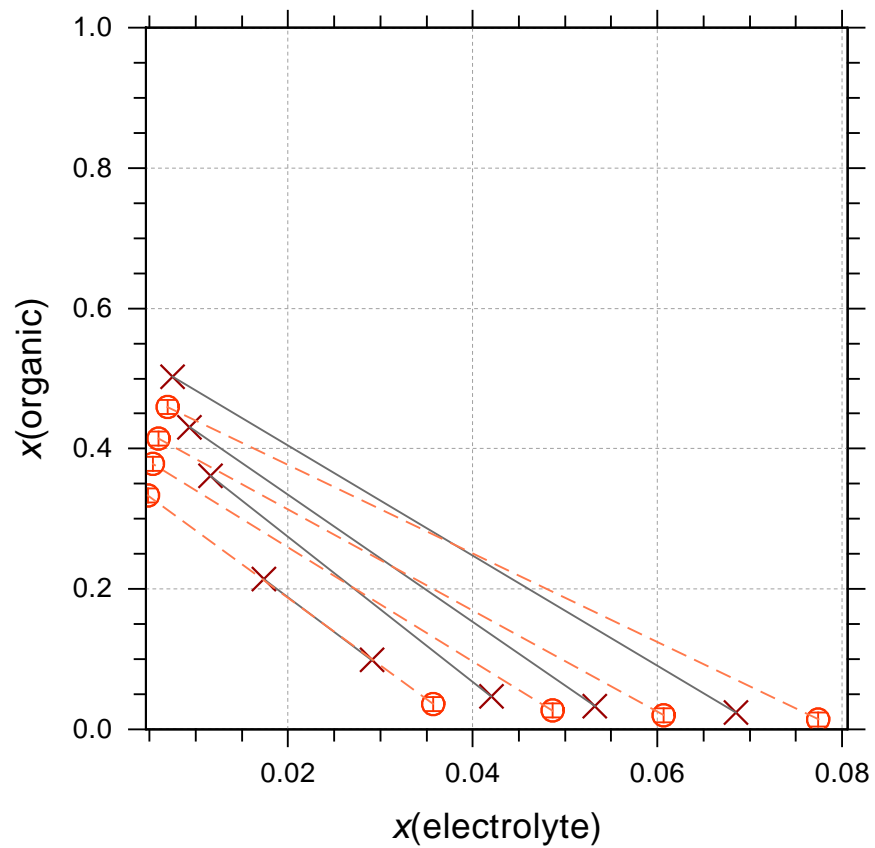
Fig. S0059a (AIOMFAC_output_0042)

H₂O (1) + 1-Propanol (2) + KCl (3)

Temperature: 298 K

left y-axis:

- × KCl_1-PrOH_LLE_Gomis
- AIOMFAC calc. LLE composition



initial weighting of dataset:
 $w^{init}(0042) = 1.000$
 dataset contribution to F_{obj} :
 $fval(0042) = 2.5738E-01$
 rel. contribution = 0.1224 %

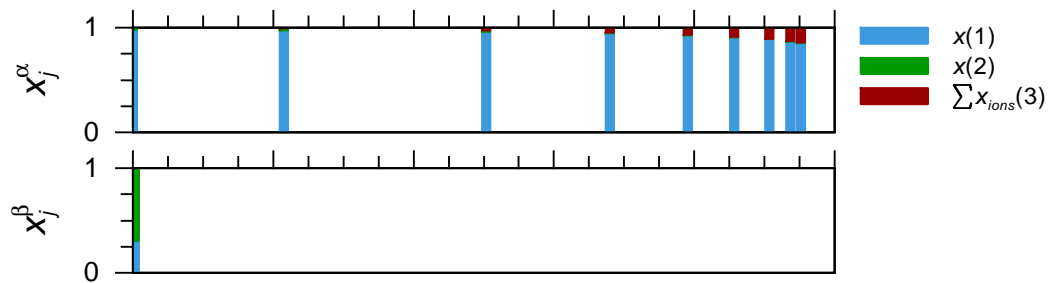
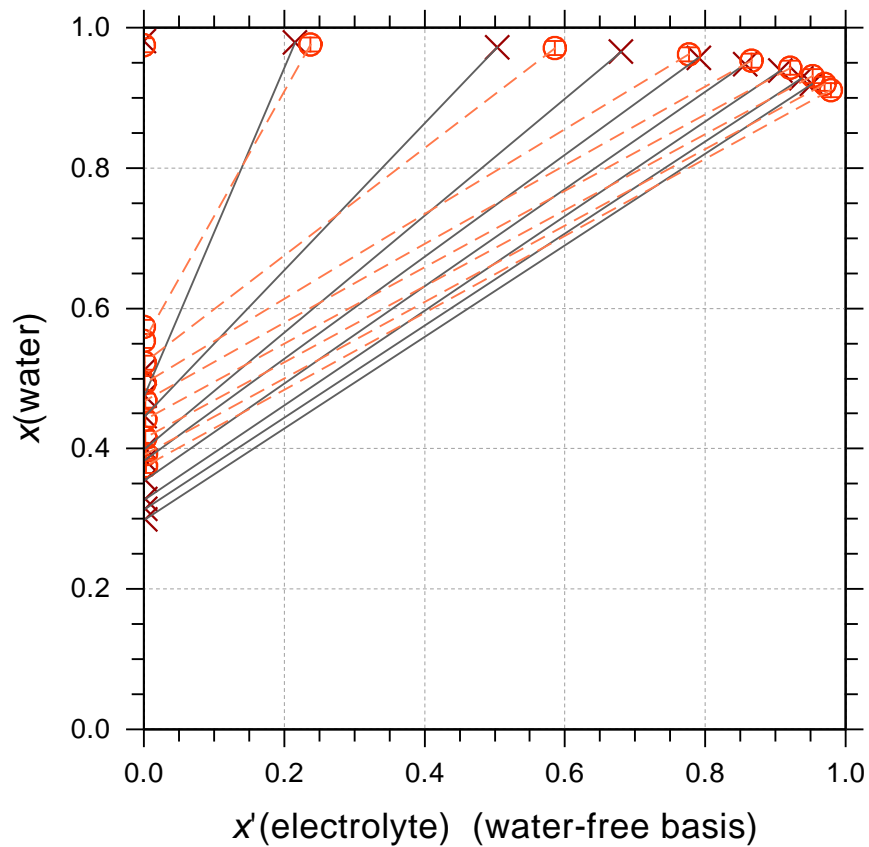
Fig. S0060 (AIOMFAC_output_0043)

H₂O (1) + 1-Butanol (2) + KCl (3)

Temperature: 298 K

left y-axis:

- × KCl_1-BuOH_LLE_Gomis
- AIOMFAC calc. LLE composition



initial weighting of dataset:
 $w^{init}(0043) = 1.000$
 dataset contribution to F_{obj} :
 $fval(0043) = 7.6736E-02$
 rel. contribution = 0.0365 %

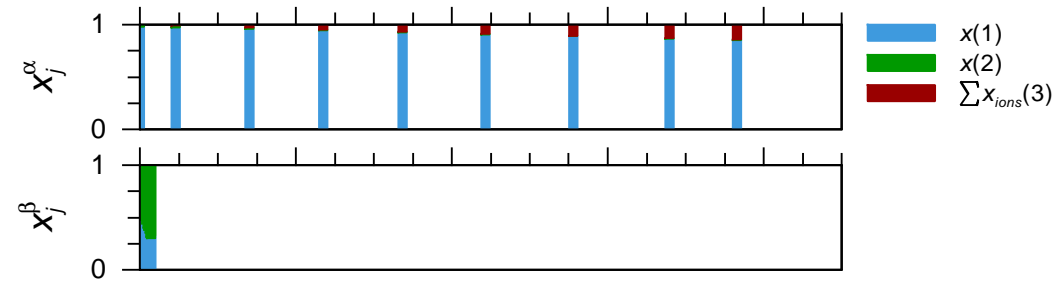
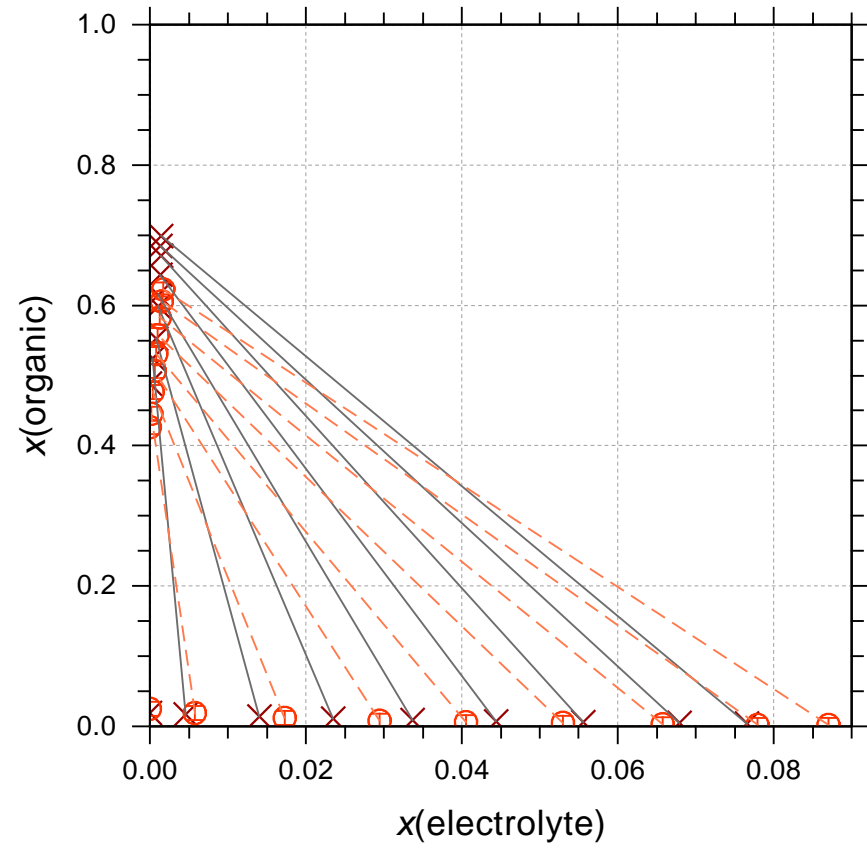
Fig. S0060a (AIOMFAC_output_0043)

H₂O (1) + 1-Butanol (2) + KCl (3)

Temperature: 298 K

left y-axis:

- × KCl_1-BuOH_LLE_Gomis
- AIOMFAC calc. LLE composition



initial weighting of dataset:
 $w^{init}(0043) = 1.000$
 dataset contribution to F_{obj} :
 $fval(0043) = 7.6736E-02$
 rel. contribution = 0.0365 %

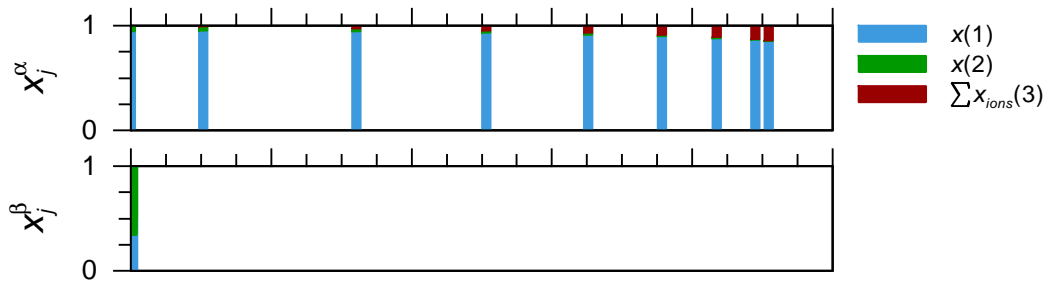
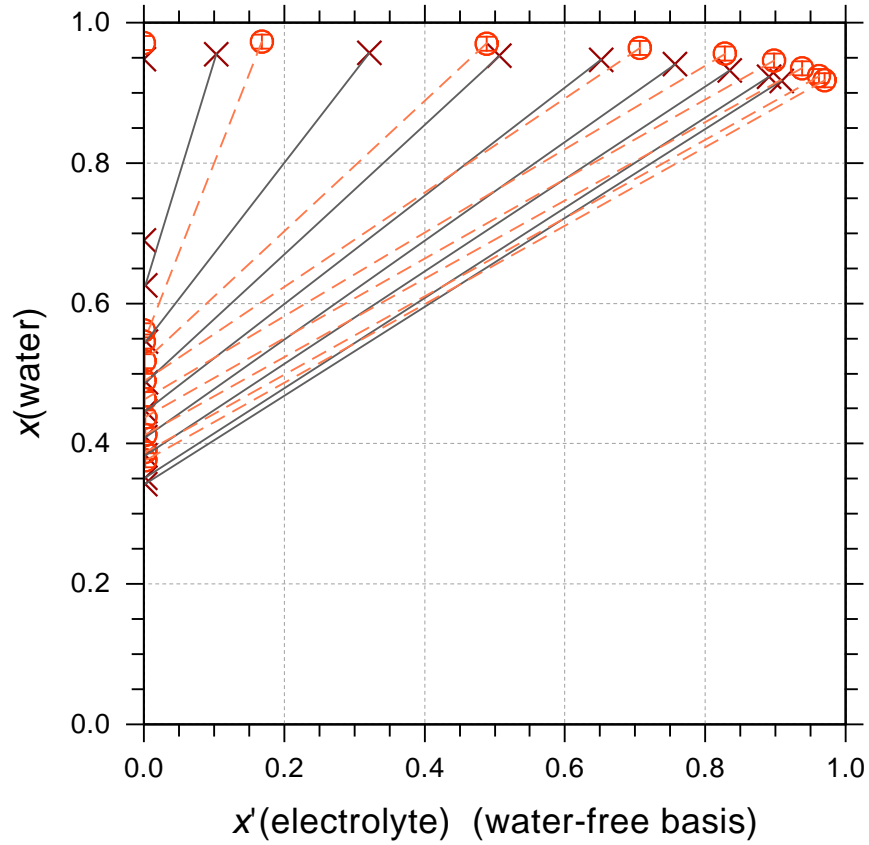
Fig. S0061 (AIOMFAC_output_0044)

H₂O (1) + 2-Butanol (2) + KCl (3)

Temperature: 298 K

left y-axis:

- × KCl_2-BuOH_LLE_Gomis
- AIOMFAC calc. LLE composition



initial weighting of dataset:
 $w^{init}(0044) = 1.000$
dataset contribution to F_{obj} :
 $fval(0044) = 4.9945E-01$
rel. contribution = 0.2375 %

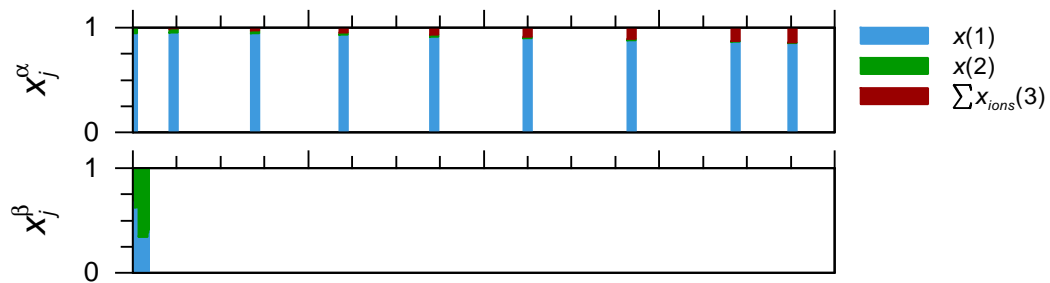
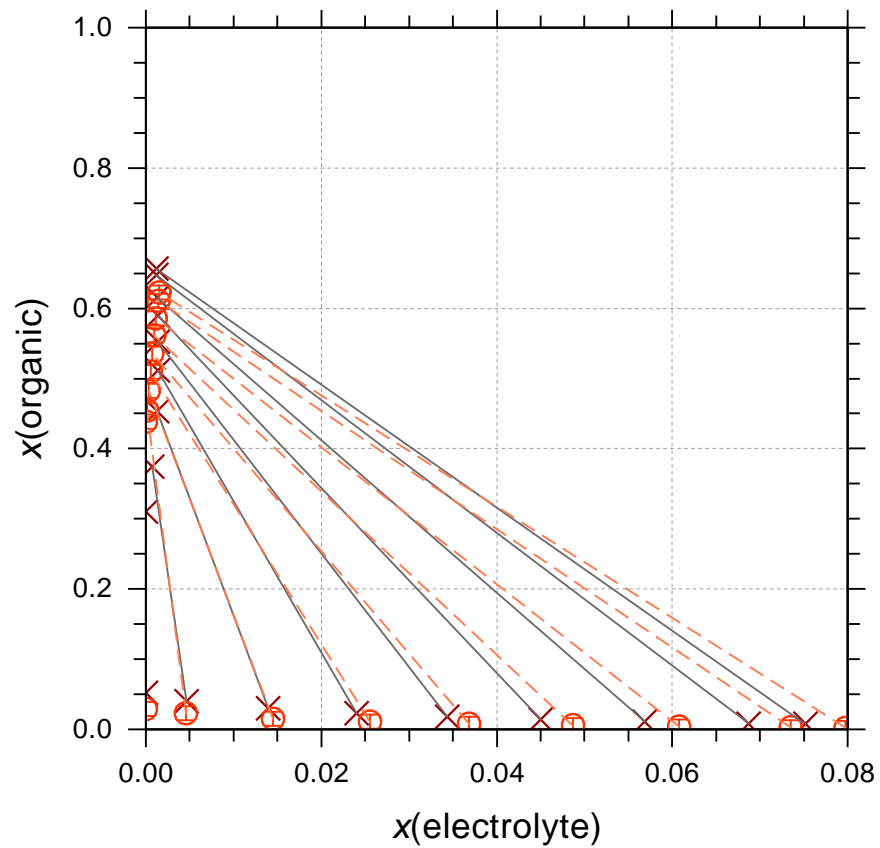
Fig. S0061a (AIOMFAC_output_0044)

H₂O (1) + 2-Butanol (2) + KCl (3)

Temperature: 298 K

left y-axis:

- × KCl_2-BuOH_LLE_Gomis
- AIOMFAC calc. LLE composition



initial weighting of dataset:
 $w^{init}(0044) = 1.000$
 dataset contribution to F_{obj} :
 $fval(0044) = 4.9945E-01$
 rel. contribution = 0.2375 %

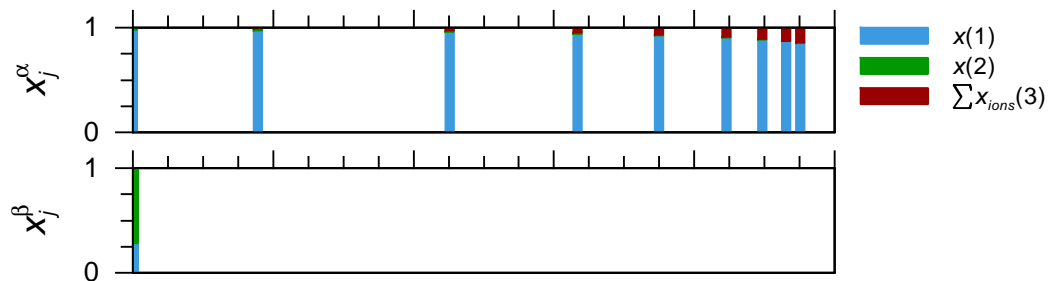
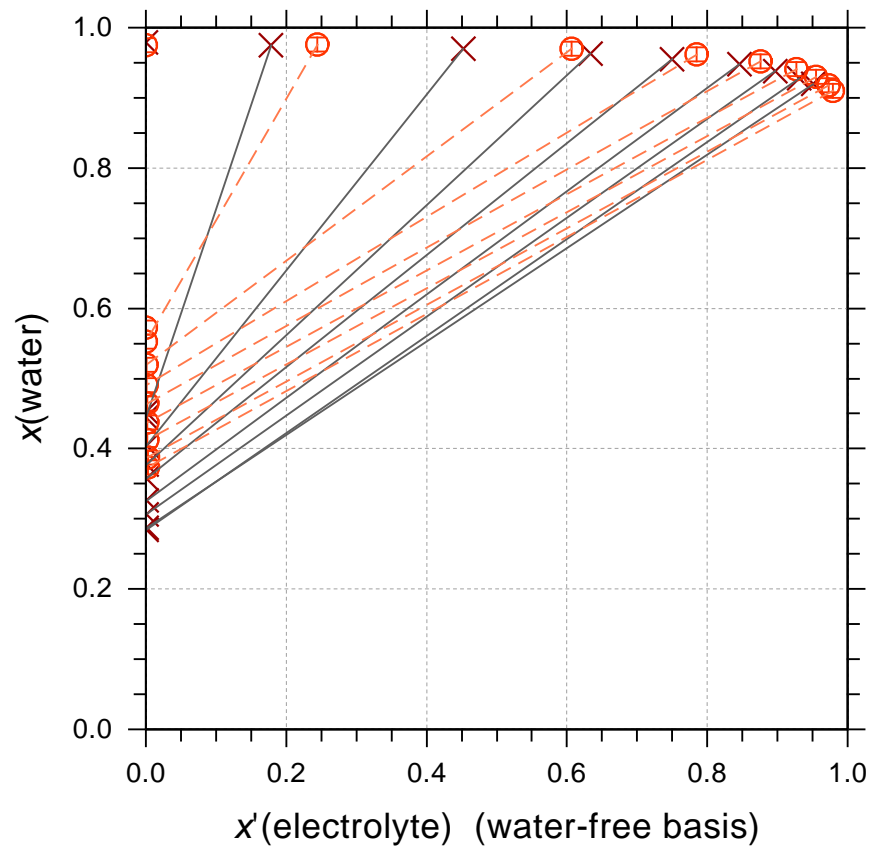
Fig. S0062 (AIOMFAC_output_0045)

H₂O (1) + Isobutanol (2) + KCl (3)

Temperature: 298 K

left y-axis:

- × KCl_iso-BuOH_LLE_Gomis
- AIOMFAC calc. LLE composition



initial weighting of dataset:
 $w^{init}(0045) = 1.000$
 dataset contribution to F_{obj} :
 $fval(0045) = 1.0972E-01$
 rel. contribution = 0.0522 %

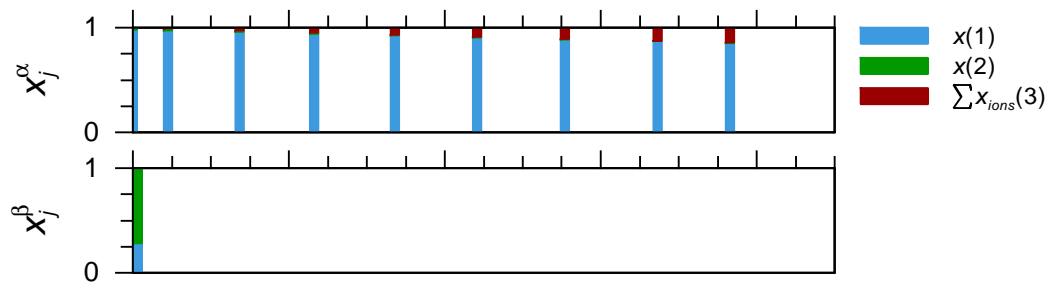
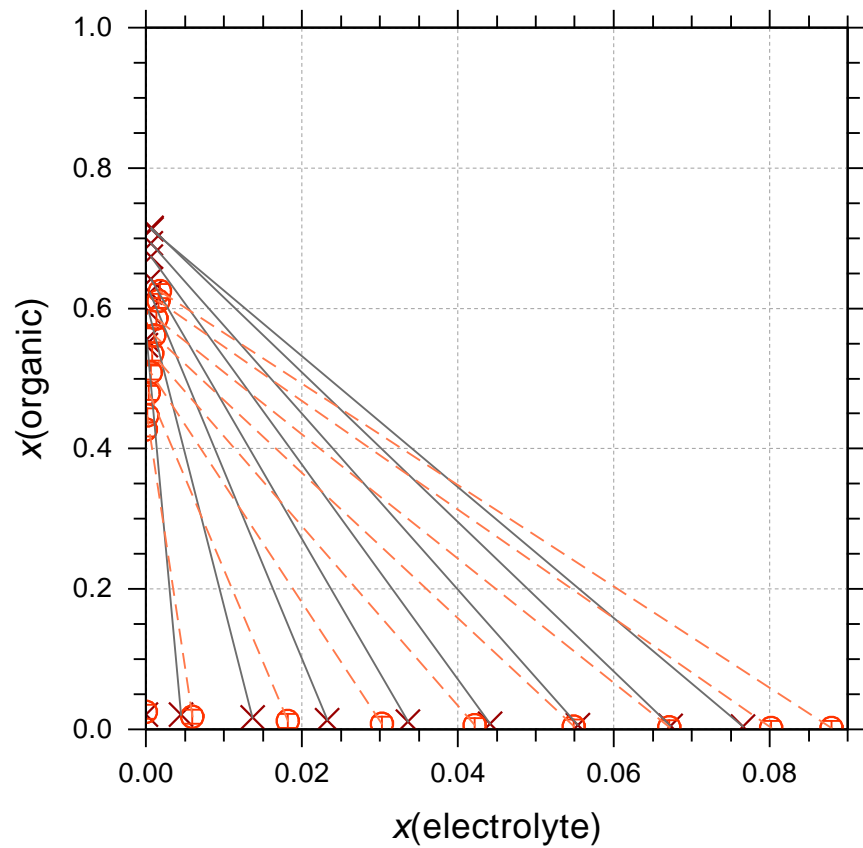
Fig. S0062a (AIOMFAC_output_0045)

H₂O (1) + Isobutanol (2) + KCl (3)

Temperature: 298 K

left y-axis:

- × KCl_iso-BuOH_LLE_Gomis
- AIOMFAC calc. LLE composition

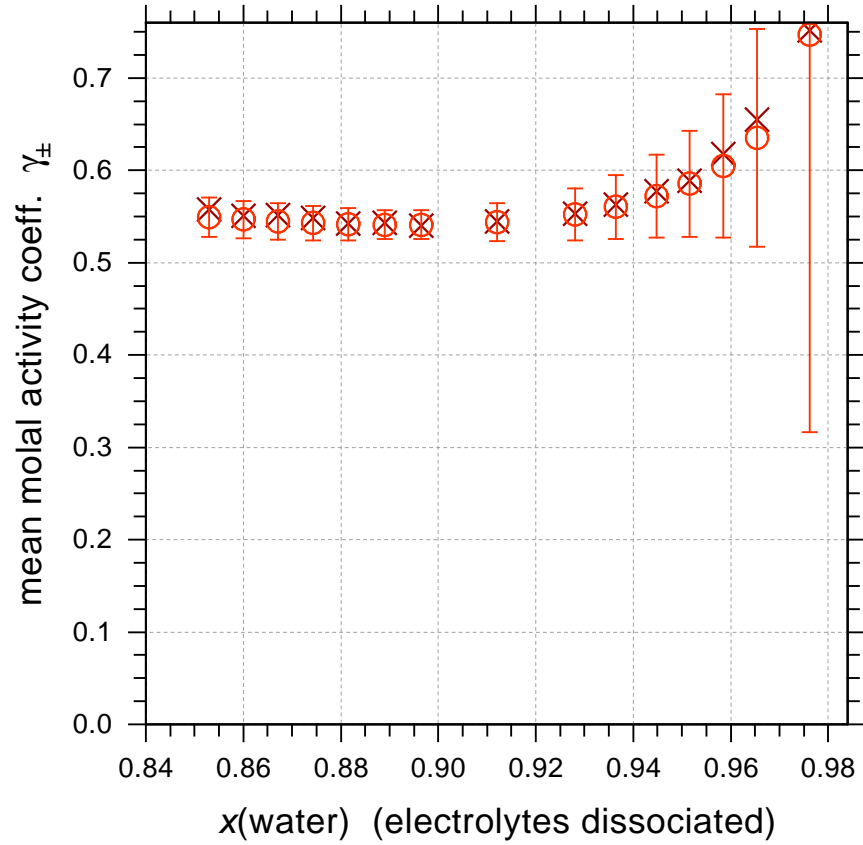


initial weighting of dataset:
 $w^{init}(0045) = 1.000$
 dataset contribution to F_{obj} :
 $fval(0045) = 1.0972E-01$
 rel. contribution = 0.0522 %

Fig. S0063 (AIOMFAC_output_0112)

H₂O (1) + Ethanol (2) + KCl (3)

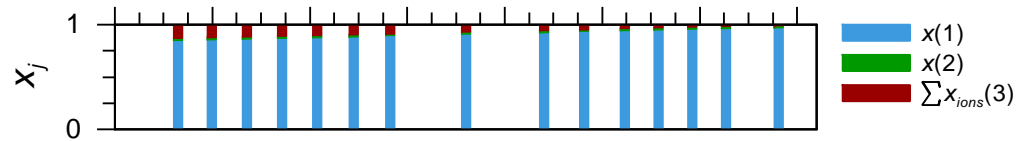
Temperature: 298 K



left y-axis:

× KCl_EtOH_05%_Lopes

○ AIOMFAC mean molal activity coeff. γ_{\pm}



initial weighting of dataset:

$w^{init}(0112) = 2.000$

dataset contribution to F_{obj} :

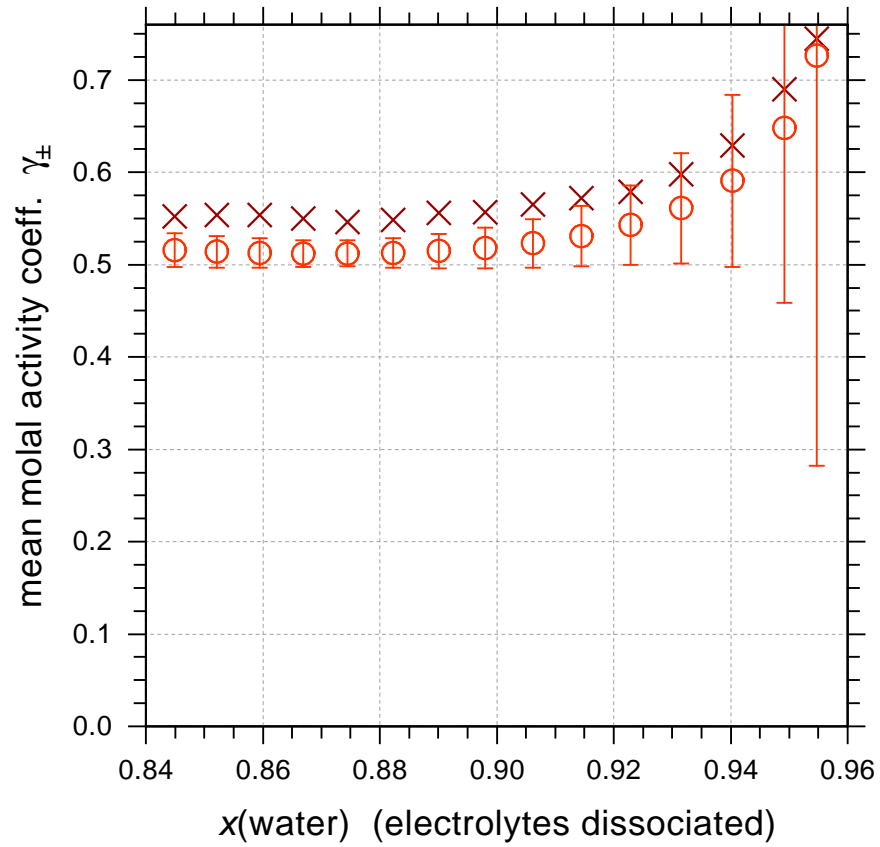
$fval(0112) = 2.2463E-03$

rel. contribution = 0.0011 %

Fig. S0064 (AIOMFAC_output_0113)

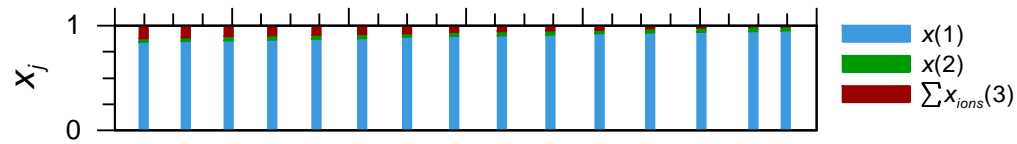
H₂O (1) + Ethanol (2) + KCl (3)

Temperature: 298 K



left y-axis:

- × KCl_EtOH_10%_Lopes
- AIOMFAC mean molal activity coeff. γ_{\pm}

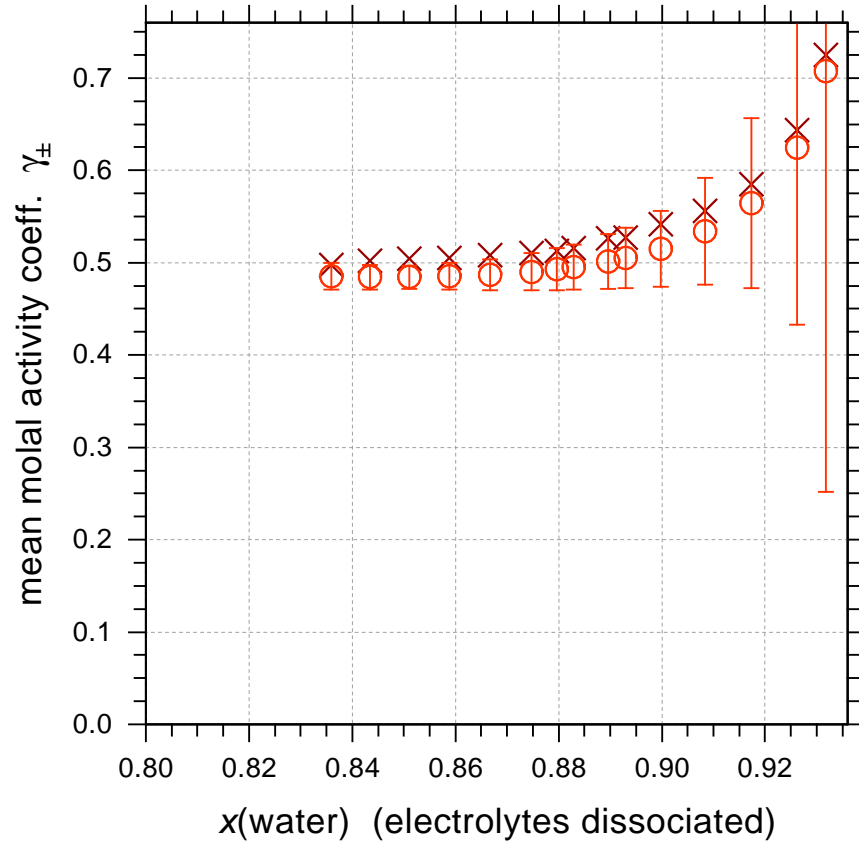


initial weighting of dataset:
 $w^{init}(0113) = 2.000$
dataset contribution to F_{obj} :
 $fval(0113) = 7.6760E-02$
rel. contribution = 0.0365 %

Fig. S0065 (AIOMFAC_output_0114)

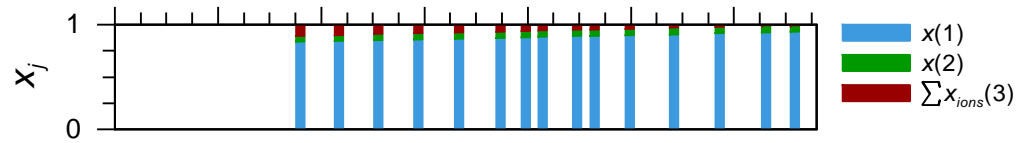
H₂O (1) + Ethanol (2) + KCl (3)

Temperature: 298 K



left y-axis:

- × KCl_EtOH_15%_Lopes
- AIOMFAC mean molal activity coeff. γ_{\pm}



initial weighting of dataset:
 $w^{init}(0114) = 2.000$
dataset contribution to F_{obj} :
 $fval(0114) = 2.5692E-02$
rel. contribution = 0.0122 %

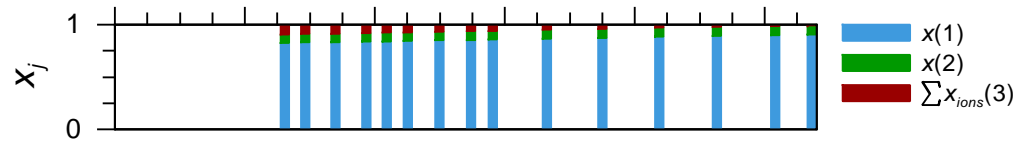
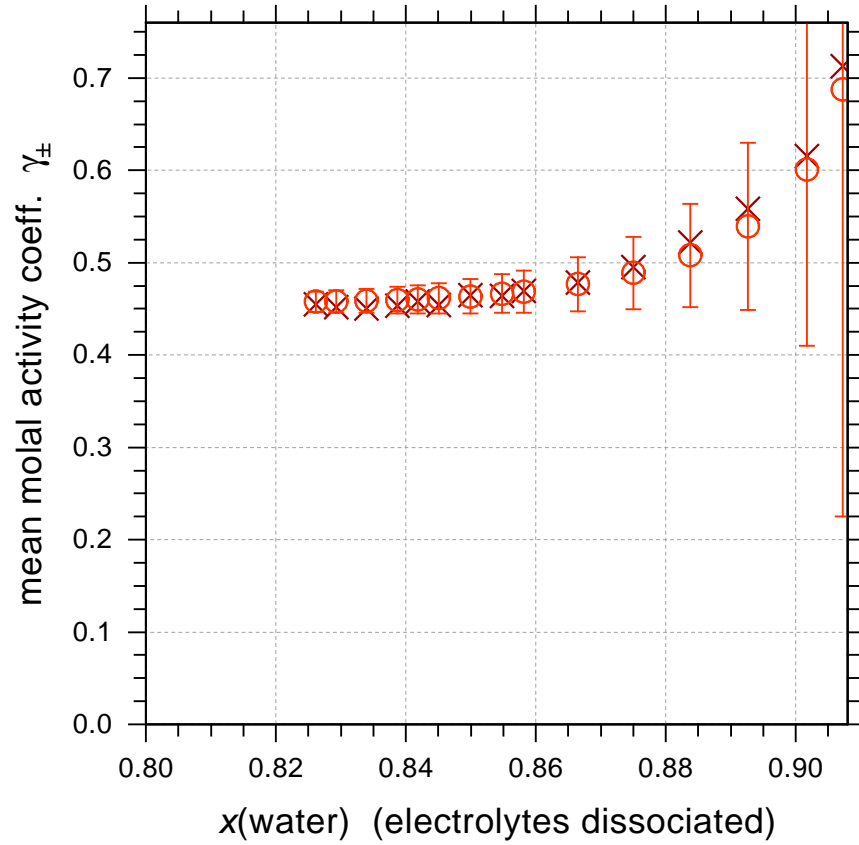
Fig. S0066 (AIOMFAC_output_0115)

H₂O (1) + Ethanol (2) + KCl (3)

Temperature: 298 K

left y-axis:

- × KCl_EtOH_20%_Lopes
- AIOMFAC mean molal activity coeff. γ_{\pm}



initial weighting of dataset:
 $w^{init}(0115) = 2.000$
dataset contribution to F_{obj} :
 $fval(0115) = 4.4531E-03$
rel. contribution = 0.0021 %

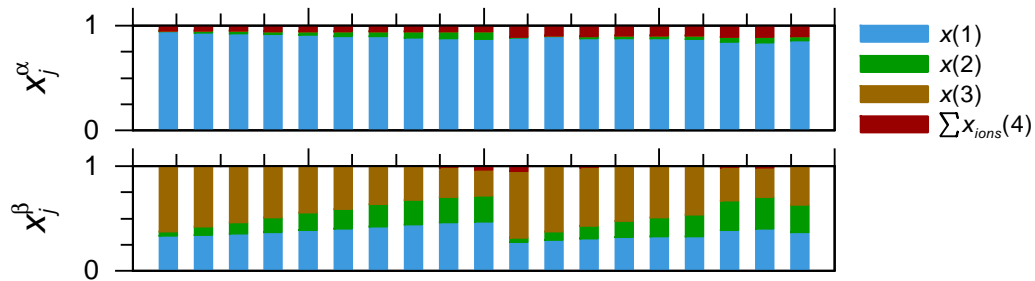
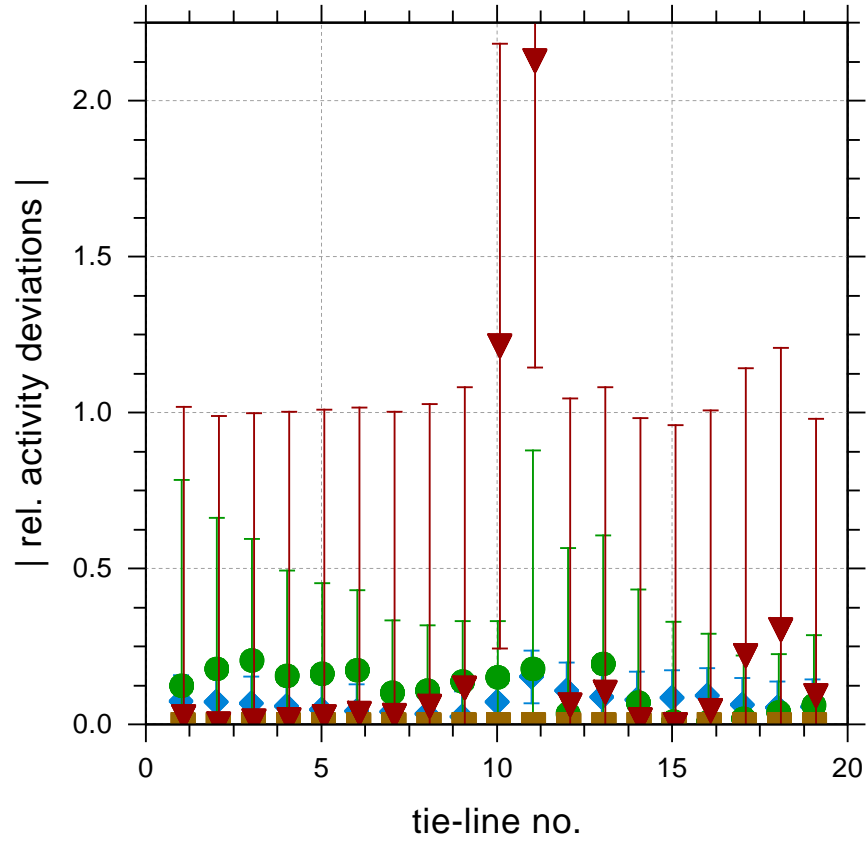
Fig. S0067 (AIOMFAC_output_1012)

H₂O (1) + Ethanol (2) + 1-Pentanol (3) + KCl (4)

Temperature: 298 K

left y-axis:

- ◆ AIOMFAC water (1) activity, rel. deviations
- AIOMFAC organic (2) activity, rel. deviations
- AIOMFAC organic (3) activity, rel. deviations
- ▼ AIOMFAC IAP, rel. deviations comp.(4)



initial weighting of dataset:
 $w^{init}(1012) = 1.000$
 dataset contribution to F_{obj} :
 $fval(1012) = 1.7398E+00$
 rel. contribution = 0.8273 %

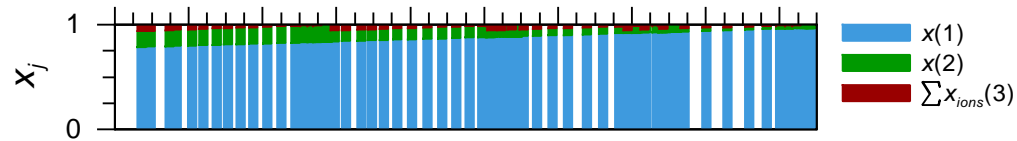
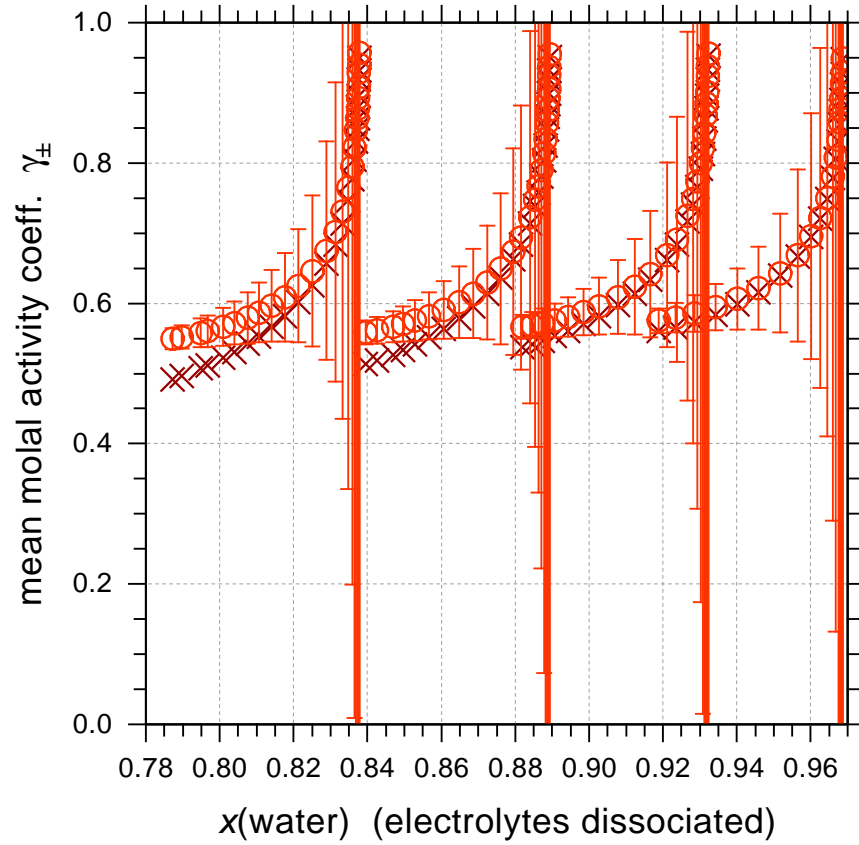
Fig. S0068 (AIOMFAC_output_1046)

H₂O (1) + 1,2-Ethanediol (2) + KCl (3)

Temperature: 298 K

left y-axis:

- × KCl+1,2-Ethanediol+Water_EMF_Ma
- AIOMFAC mean molal activity coeff. γ_{\pm}

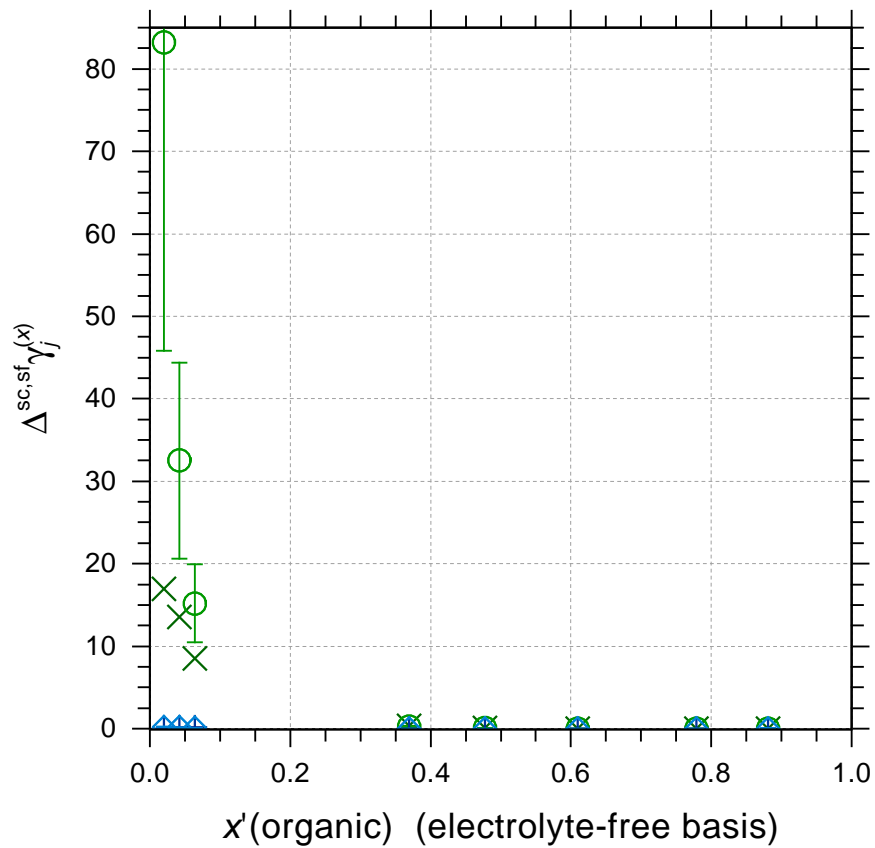


initial weighting of dataset:
 $w^{init}(1046) = 2.000$
dataset contribution to F_{obj} :
 $fval(1046) = 2.4810E-02$
rel. contribution = 0.0118 %

Fig. S0069 (AIOMFAC_output_0069)

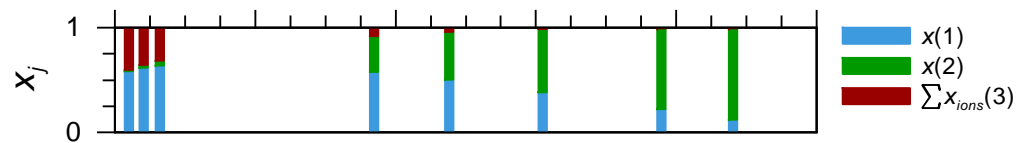
H₂O (1) + Ethanol (2) + KNO₃ (3)

Temperature range: 351 -- 369 K



left y-axis:

- × KNO₃_EtOH_Rieder (EXP, org.)
- AIOMFAC $\Delta^{sc, sf} \gamma_{org}^{(x)}$
- + KNO₃_EtOH_Rieder (EXP, water)
- ◇ AIOMFAC $\Delta^{sc, sf} \gamma_w^{(x)}$

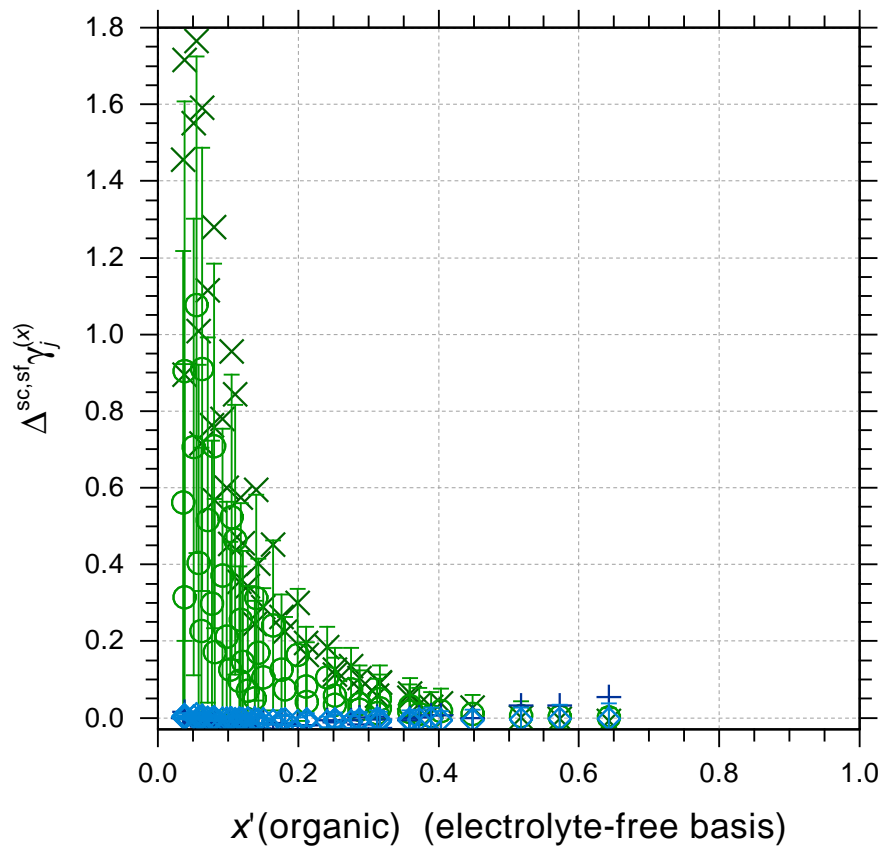


initial weighting of dataset:
 $w^{init}(0069) = 0.500$
 dataset contribution to F_{obj} :
 $fval(0069) = 1.1199E+00$
 rel. contribution = 0.5325 %

Fig. S0070 (AIOMFAC_output_0070)

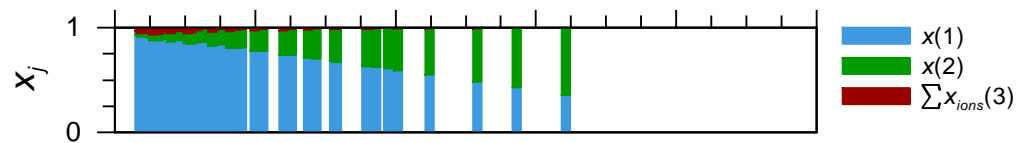
H₂O (1) + Ethanol (2) + KNO₃ (3)

Temperature range: 352 -- 364 K



left y-axis:

- × KNO₃_EtOH_Vercher (EXP, org.)
- AIOMFAC $\Delta^{sc, sf} \gamma_{org}^{(x)}$
- + KNO₃_EtOH_Vercher (EXP, water)
- ◇ AIOMFAC $\Delta^{sc, sf} \gamma_w^{(x)}$



initial weighting of dataset:
 $w^{init}(0070) = 0.500$
 dataset contribution to F_{obj} :
 $fval(0070) = 1.1252E-01$
 rel. contribution = 0.0535 %

Fig. S0071 (AIOMFAC_output_0071)

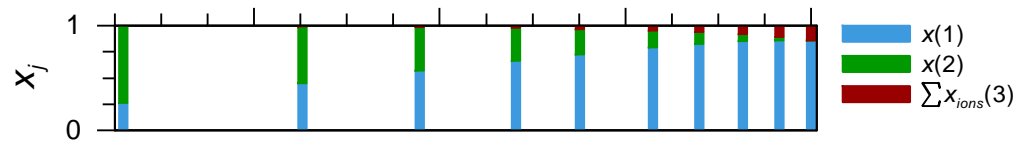
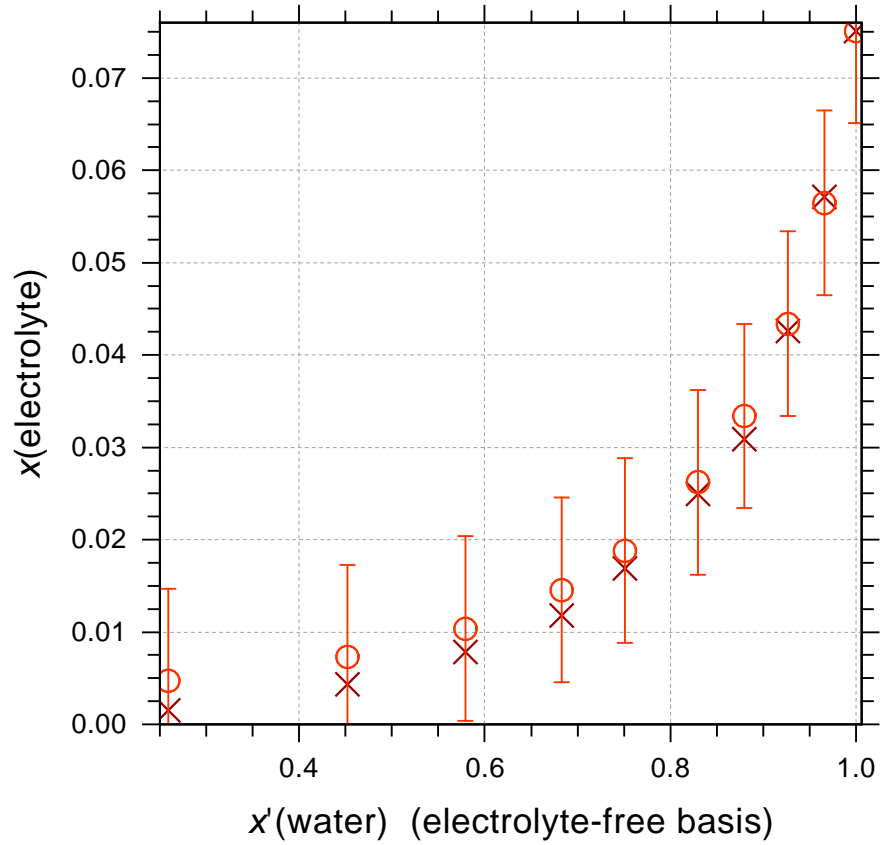
H₂O (1) + Ethanol (2) + KNO₃ (3)

Temperature: 303 K

left y-axis:

× KNO₃+Ethanol+Water_SLE_Bathrick

○ AIOMFAC calc. SLE composition



initial weighting of dataset:

$w^{init}(0071) = 1.000$

dataset contribution to F_{obj} :

$fval(0071) = 1.6386E-01$

rel. contribution = 0.0779 %

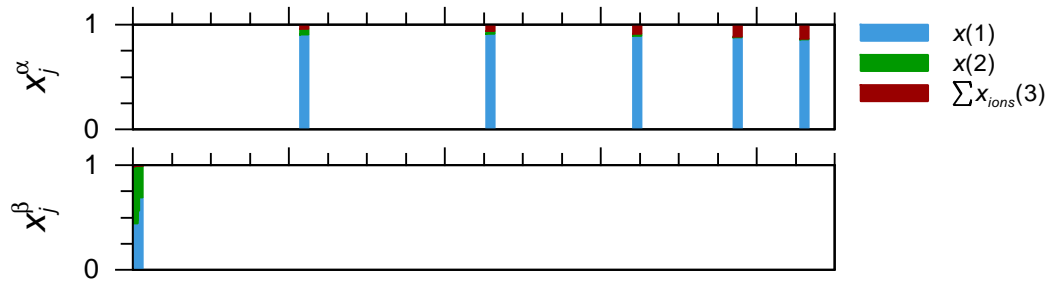
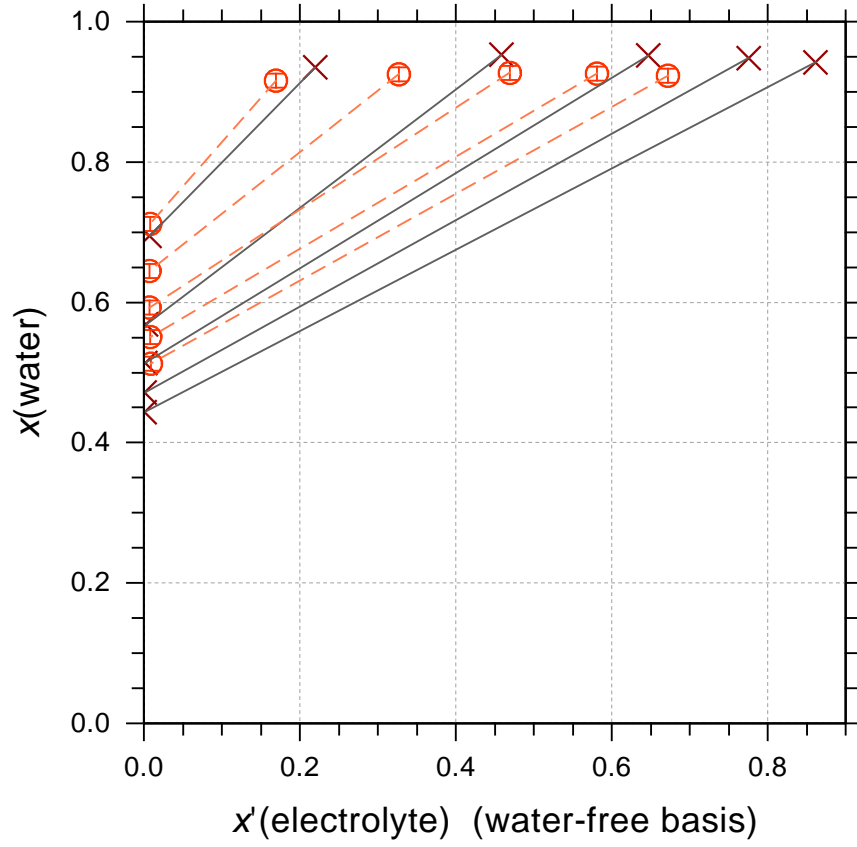
Fig. S0072 (AIOMFAC_output_1066)

H₂O (1) + 1-Propanol (2) + Li₂SO₄ (3)

Temperature: 298 K

left y-axis:

- × Li2SO4+1-Propanol+Water_LLE_Taboada
- AIOMFAC calc. LLE composition



initial weighting of dataset:
 $w^{init}(1066) = 1.000$
 dataset contribution to F_{obj} :
 $fval(1066) = 5.2082E-01$
 rel. contribution = 0.2477 %

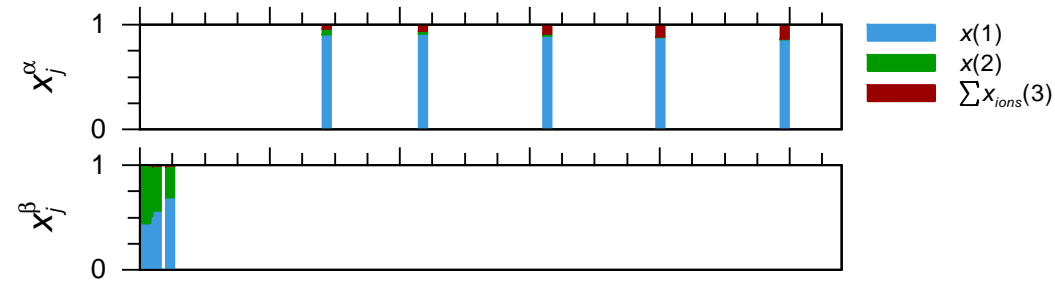
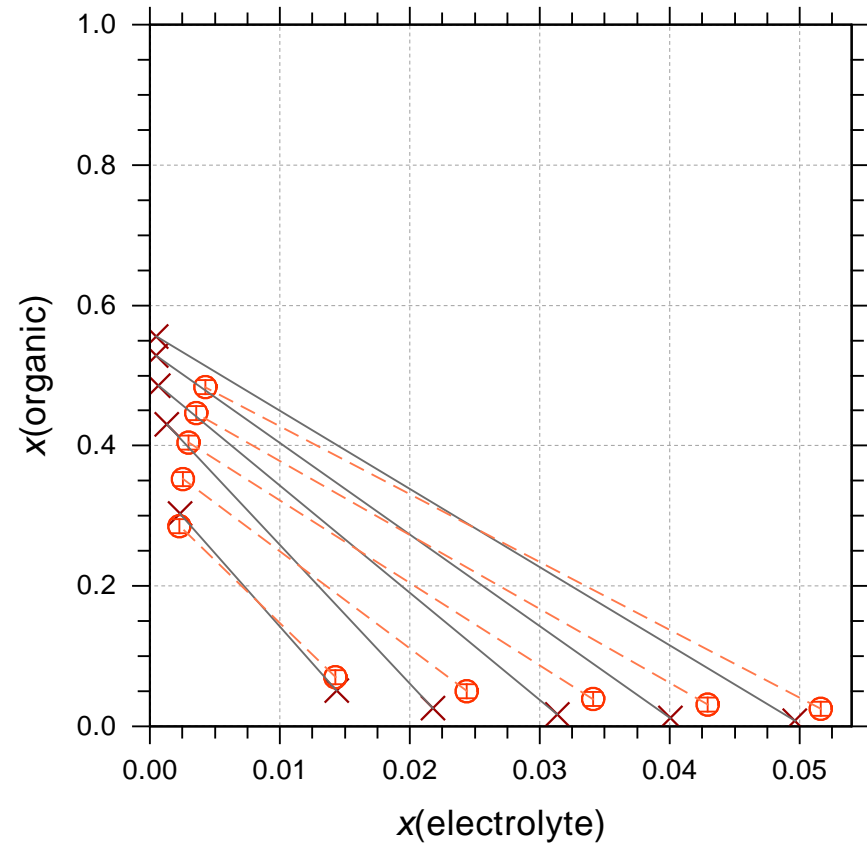
Fig. S0072a (AIOMFAC_output_1066)

H₂O (1) + 1-Propanol (2) + Li₂SO₄ (3)

Temperature: 298 K

left y-axis:

- × Li2SO4+1-Propanol+Water_LLE_Taboada
- AIOMFAC calc. LLE composition



initial weighting of dataset:
 $w^{init}(1066) = 1.000$
 dataset contribution to F_{obj} :
 $fval(1066) = 5.2082E-01$
 rel. contribution = 0.2477 %

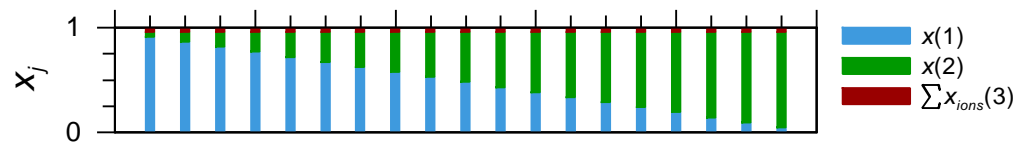
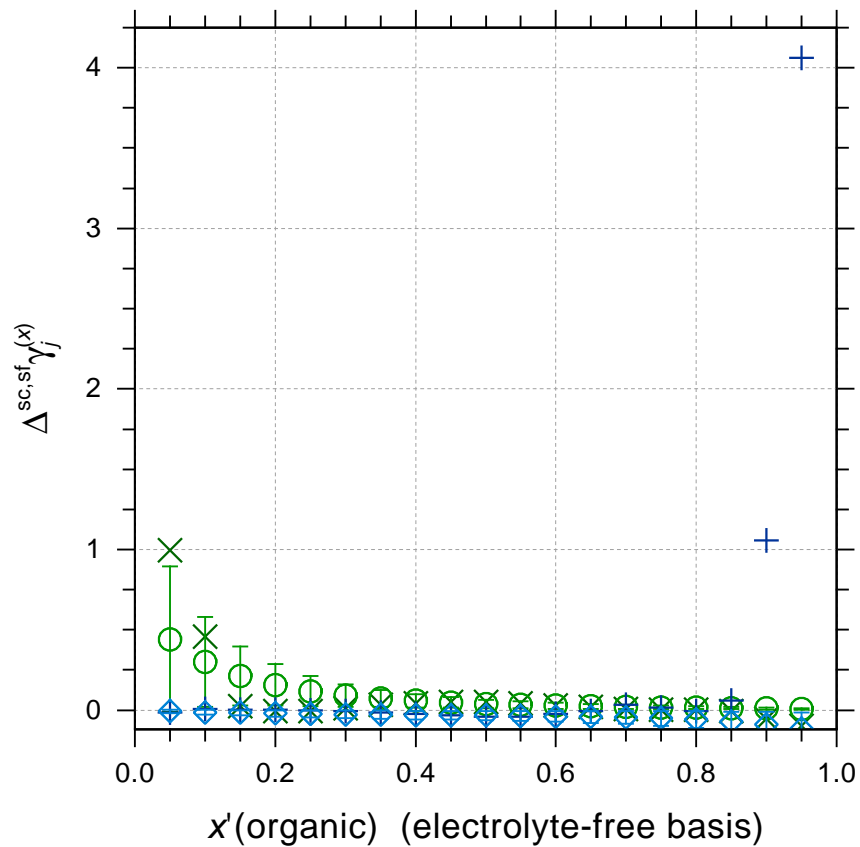
Fig. S0073 (AIOMFAC_output_0099)

H₂O (1) + Ethanol (2) + LiBr (3)

Temperature: 333 K

left y-axis:

- × LiBr_EtOH_Rudakoff (EXP, org.)
- AIOMFAC $\Delta_{org}^{sc, sf, \gamma_j^{(x)}}$
- + LiBr_EtOH_Rudakoff (EXP, water)
- ◇ AIOMFAC $\Delta_{w}^{sc, sf, \gamma_j^{(x)}}$



initial weighting of dataset:
 $w^{init}(0099) = 0.050$
 dataset contribution to F_{obj} :
 $fval(0099) = 2.9238E-02$
 rel. contribution = 0.0139 %

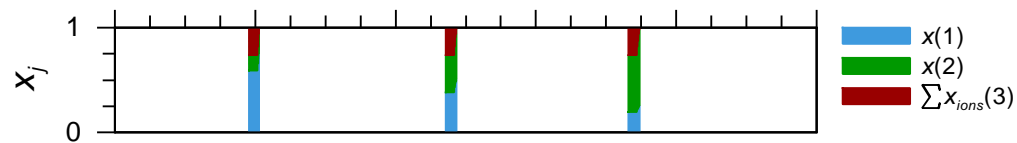
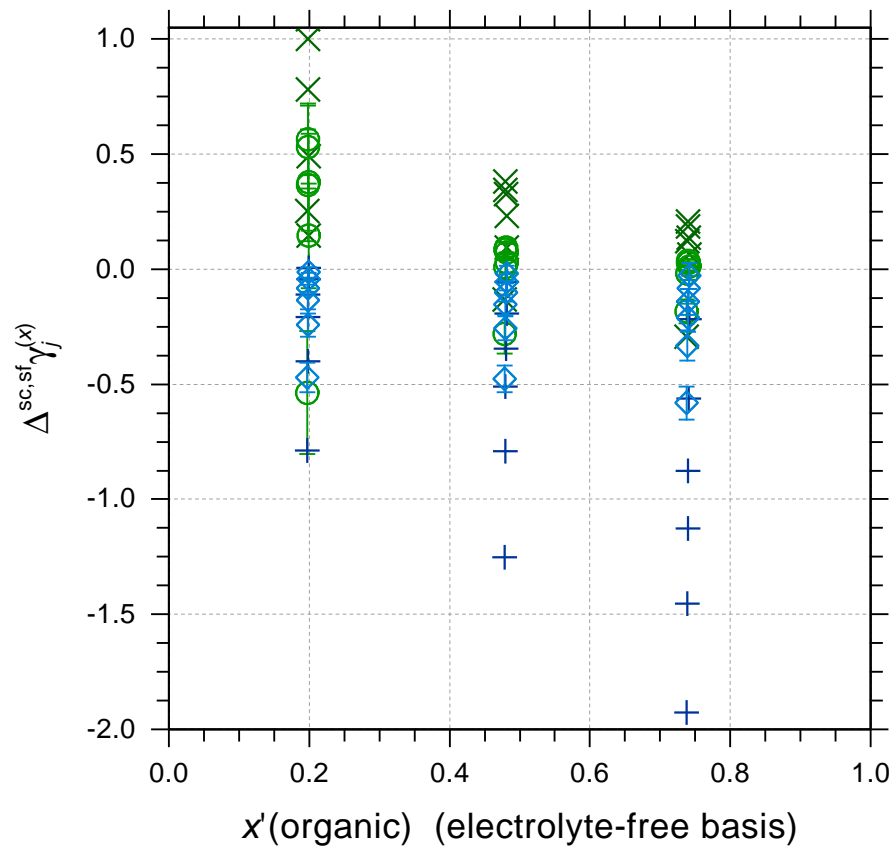
Fig. S0074 (AIOMFAC_output_0100)

H₂O (1) + 2-Propanol (2) + LiBr (3)

Temperature: 348 K

left y-axis:

- × LiBr_2-ProOH_Sada (EXP, org.)
- AIOMFAC $\Delta_{org}^{sc.sf, \gamma_j^{(x)}}$
- + LiBr_2-ProOH_Sada (EXP, water)
- ◇ AIOMFAC $\Delta_w^{sc.sf, \gamma_j^{(x)}}$



initial weighting of dataset:
 $w^{init}(0100) = 0.500$
 dataset contribution to F_{obj} :
 $fval(0100) = 5.0767E-01$
 rel. contribution = 0.2414 %

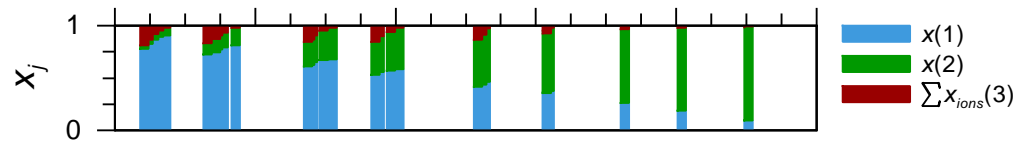
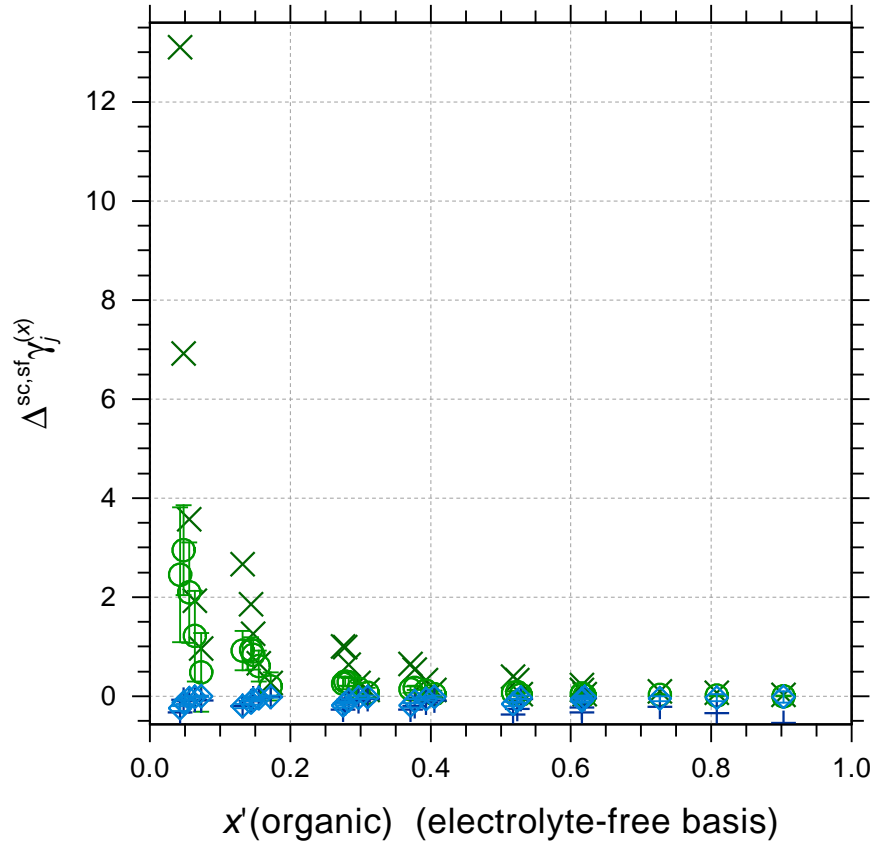
Fig. S0075 (AIOMFAC_output_0101)

H₂O (1) + 2-Propanol (2) + LiBr (3)

Temperature range: 354 -- 357 K

left y-axis:

- × LiBr_2-ProH_Lin (EXP, org.)
- AIOMFAC $\Delta^{sc, sf}_{\gamma_{org}^{(x)}}$
- + LiBr_2-ProH_Lin (EXP, water)
- ◇ AIOMFAC $\Delta^{sc, sf}_{\gamma_w^{(x)}}$



initial weighting of dataset:
 $w^{init}(0101) = 0.500$
 dataset contribution to F_{obj} :
 $fval(0101) = 3.5522E-01$
 rel. contribution = 0.1689 %

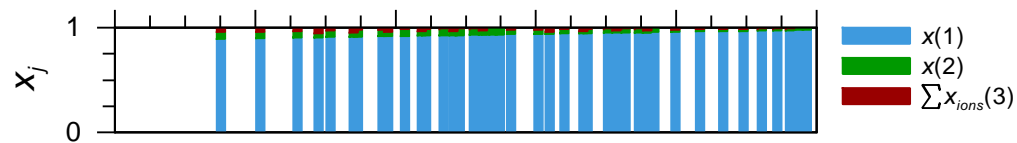
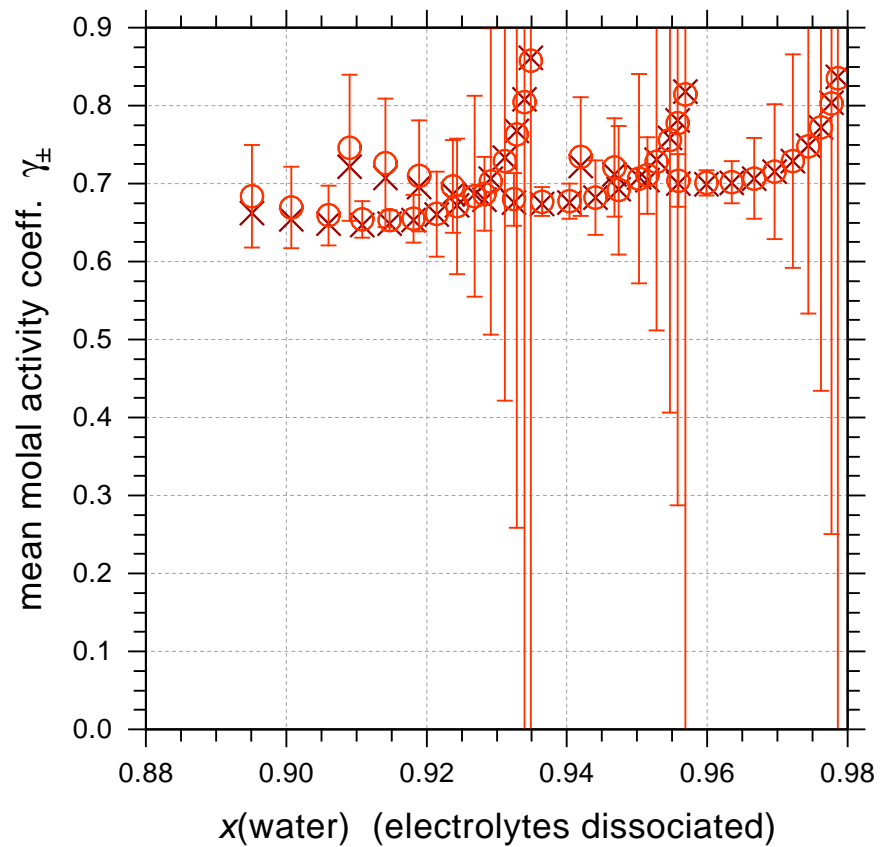
Fig. S0076 (AIOMFAC_output_1027)

H₂O (1) + Ethanol (2) + LiCl (3)

Temperature: 298 K

left y-axis:

- × LiCl+Ethanol+Water_EMF_Hu
- AIOMFAC mean molal activity coeff. γ_{\pm}



initial weighting of dataset:
 $w^{\text{init}}(1027) = 2.000$
dataset contribution to F_{obj} :
 $f_{\text{val}}(1027) = 2.1274\text{E-}03$
rel. contribution = 0.0010 %

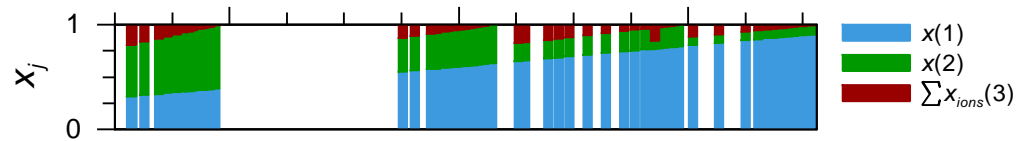
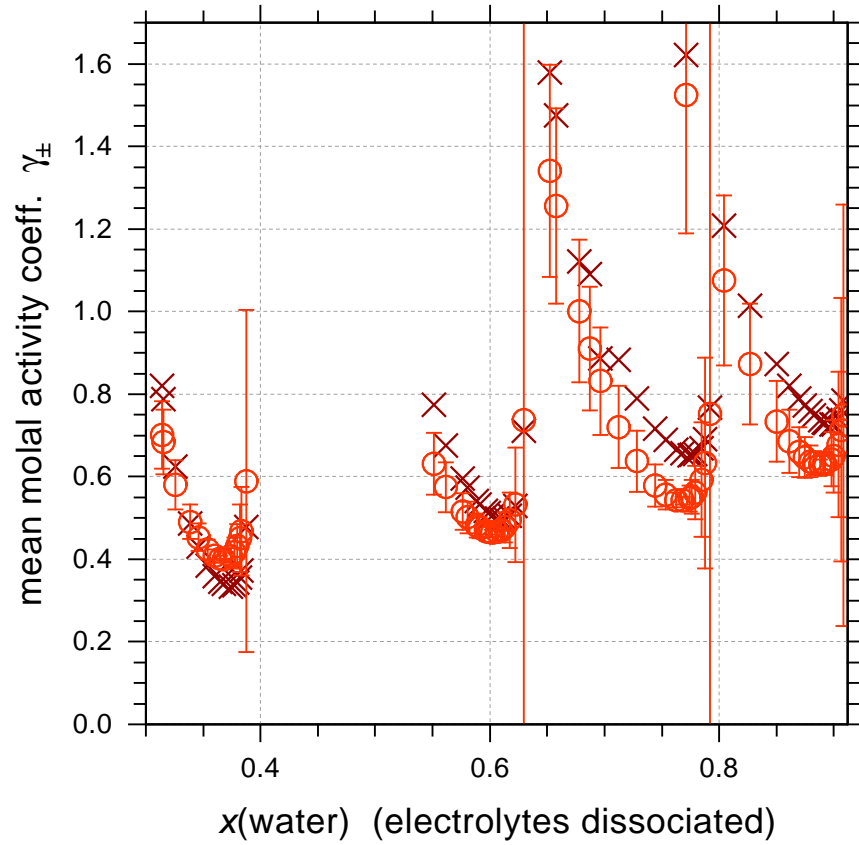
Fig. S0077 (AIOMFAC_output_1028)

H₂O (1) + Ethanol (2) + LiCl (3)

Temperature: 298 K

left y-axis:

- × LiCl+Ethanol+Water_EMF_Hernandez-Luis
- AIOMFAC mean molal activity coeff. γ_{\pm}



initial weighting of dataset:
 $w^{init}(1028) = 2.000$
dataset contribution to F_{obj} :
 $fval(1028) = 3.3211E-01$
rel. contribution = 0.1579 %

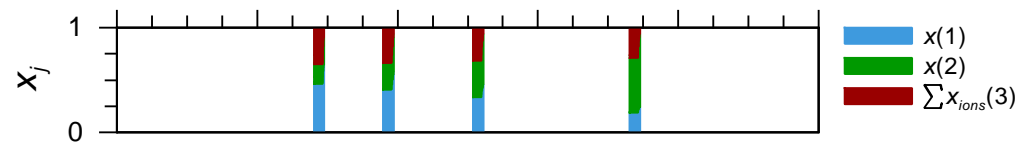
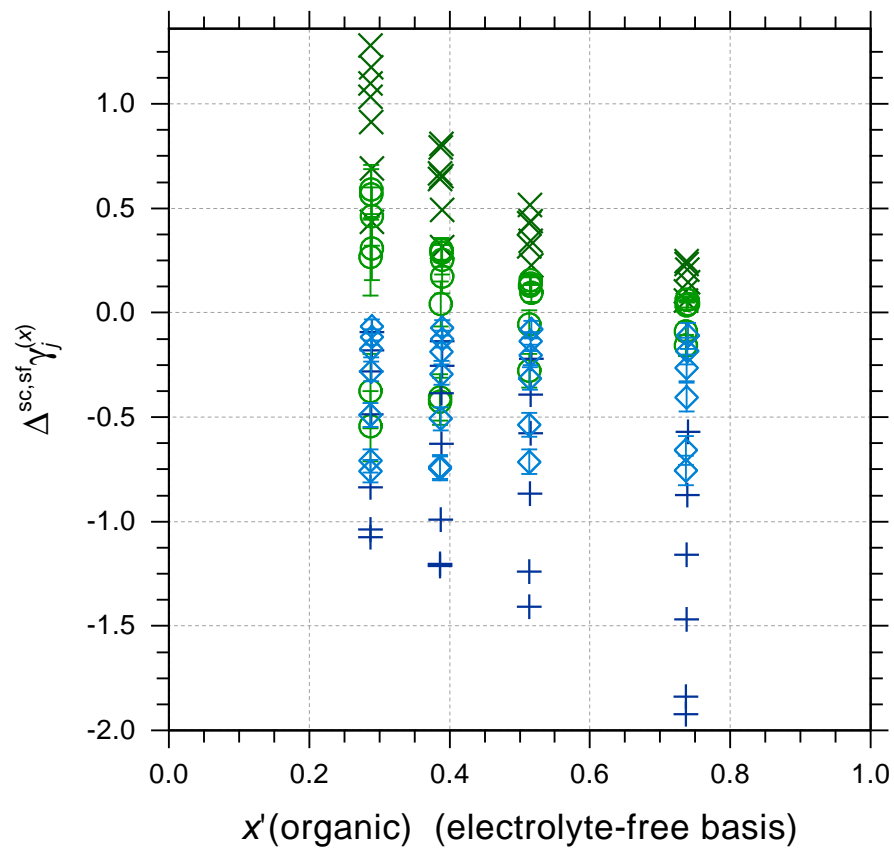
Fig. S0078 (AIOMFAC_output_0061)

H₂O (1) + 2-Propanol (2) + LiCl (3)

Temperature: 348 K

left y-axis:

- × LiCl_2-ProOH_Sada (EXP, org.)
- AIOMFAC $\Delta_{org}^{sc, sf, \gamma_j^{(x)}}$
- + LiCl_2-ProOH_Sada (EXP, water)
- ◇ AIOMFAC $\Delta_w^{sc, sf, \gamma_j^{(x)}}$



initial weighting of dataset:
 $w^{init}(0061) = 0.500$
 dataset contribution to F_{obj} :
 $fval(0061) = 8.3569E-01$
 rel. contribution = 0.3974 %

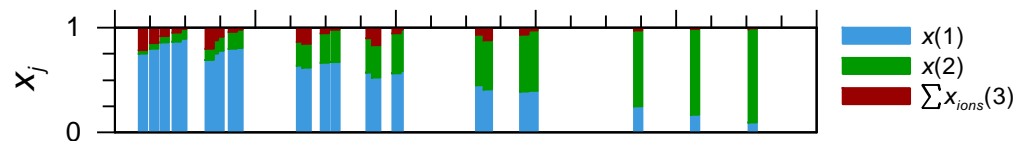
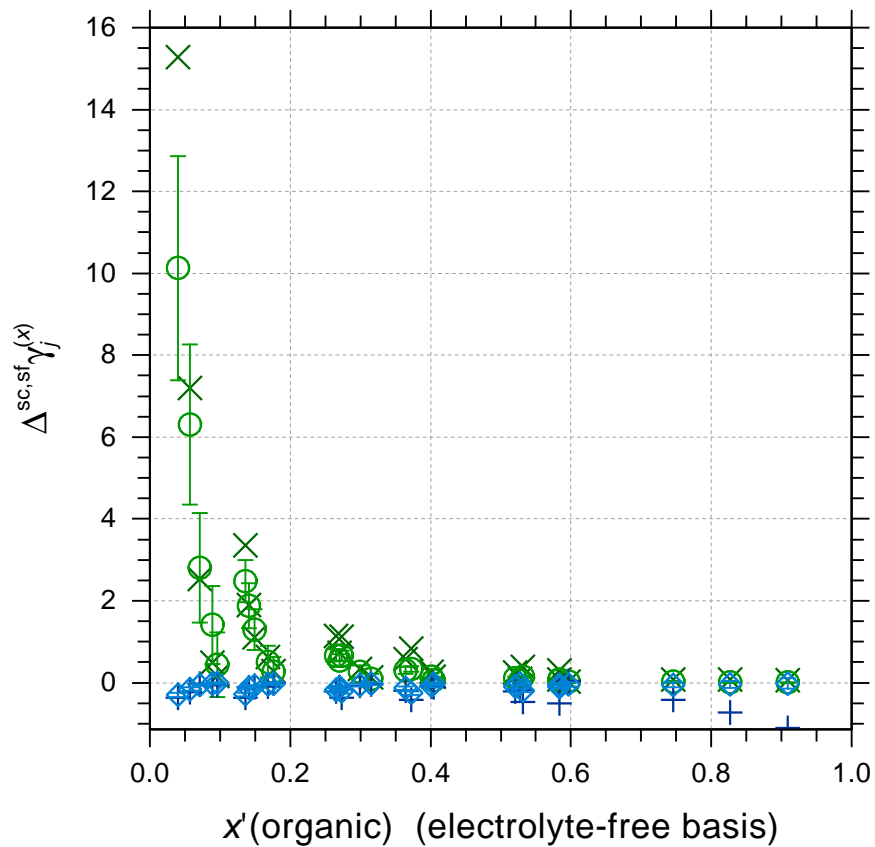
Fig. S0079 (AIOMFAC_output_0062)

H₂O (1) + 2-Propanol (2) + LiCl (3)

Temperature range: 354 -- 358 K

left y-axis:

- × LiCl_2-ProH_Lin (EXP, org.)
- AIOMFAC $\Delta_{org}^{sc, sf, \gamma^{(x)}}$
- + LiCl_2-ProH_Lin (EXP, water)
- ◇ AIOMFAC $\Delta_w^{sc, sf, \gamma^{(x)}}$



initial weighting of dataset:
 $w^{init}(0062) = 0.500$
 dataset contribution to F_{obj} :
 $fval(0062) = 2.1522E-01$
 rel. contribution = 0.1023 %

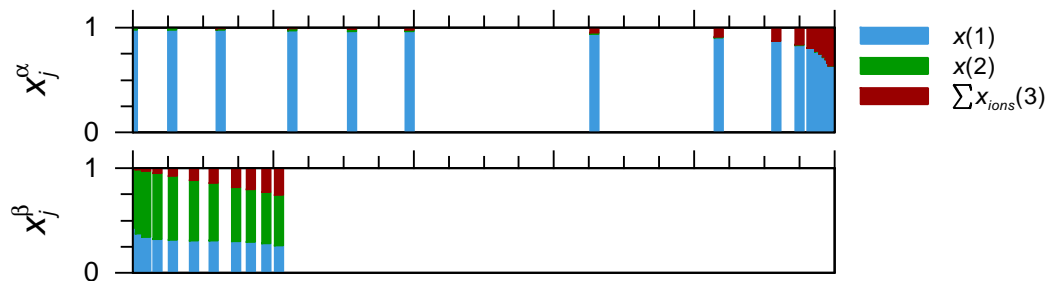
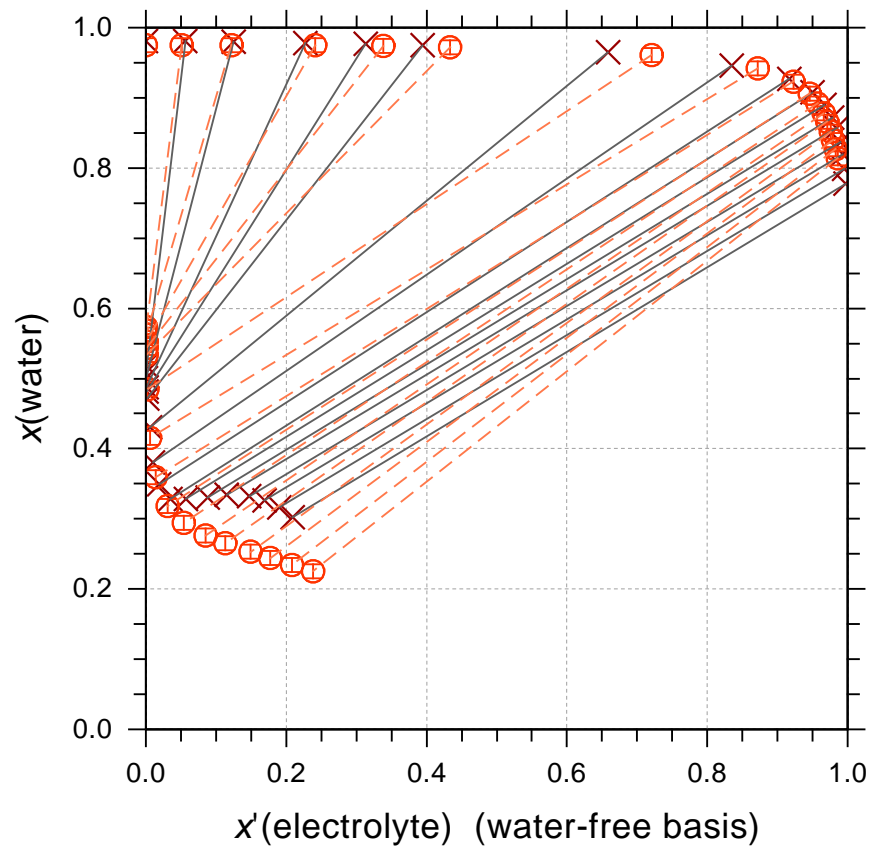
Fig. S0080 (AIOMFAC_output_0972)

H₂O (1) + 1-Butanol (2) + LiCl (3)

Temperature: 298 K

left y-axis:

- × LiCl+1-Butanol+Water_LLE_AI-Sahhaf
- AIOMFAC calc. LLE composition



initial weighting of dataset:
 $w^{init}(0972) = 0.100$
 dataset contribution to F_{obj} :
 $fval(0972) = 1.1566E-01$
 rel. contribution = 0.0550 %

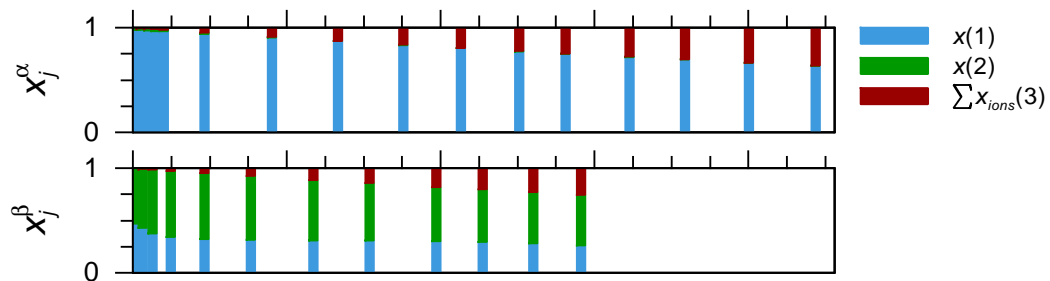
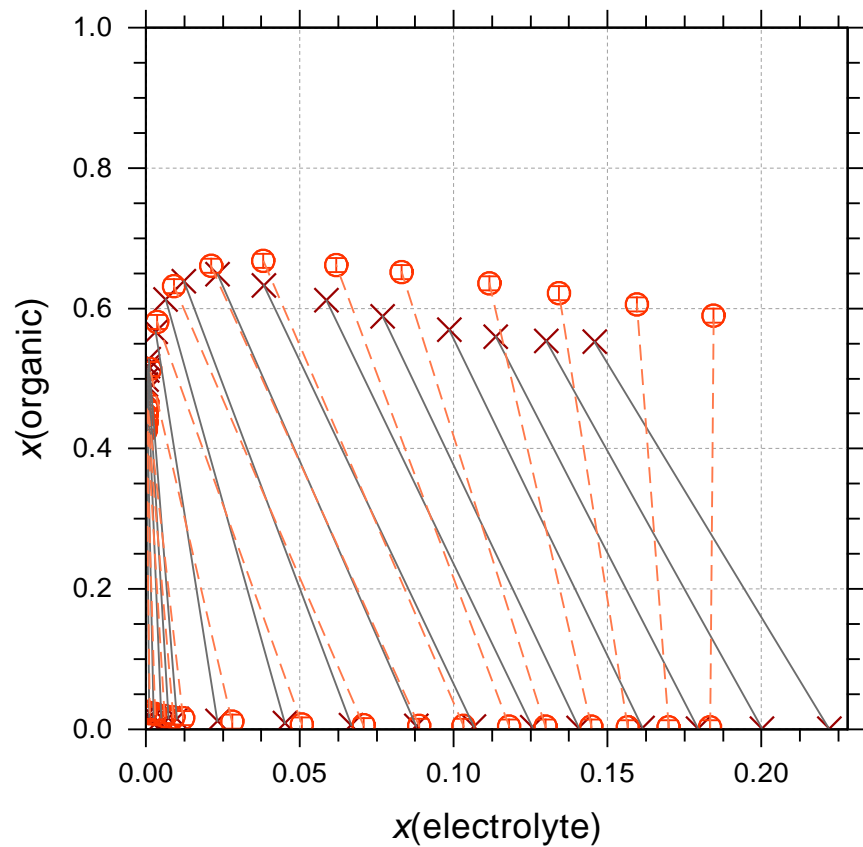
Fig. S0080a (AIOMFAC_output_0972)

H₂O (1) + 1-Butanol (2) + LiCl (3)

Temperature: 298 K

left y-axis:

- × LiCl+1-Butanol+Water_LLE_AI-Sahhaf
- AIOMFAC calc. LLE composition



initial weighting of dataset:
 $w^{init}(0972) = 0.100$
 dataset contribution to F_{obj} :
 $fval(0972) = 1.1566E-01$
 rel. contribution = 0.0550 %

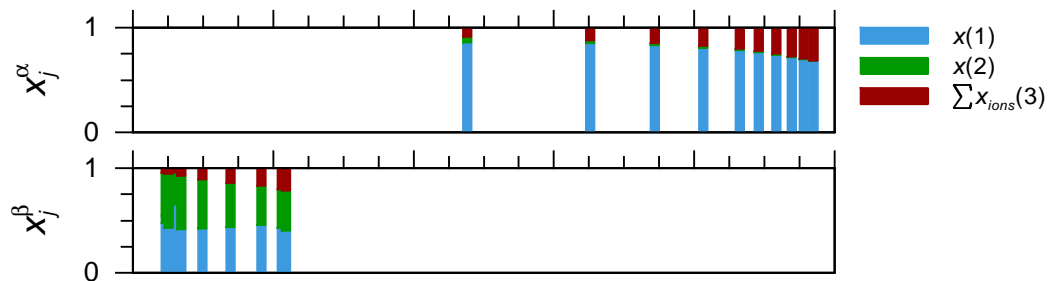
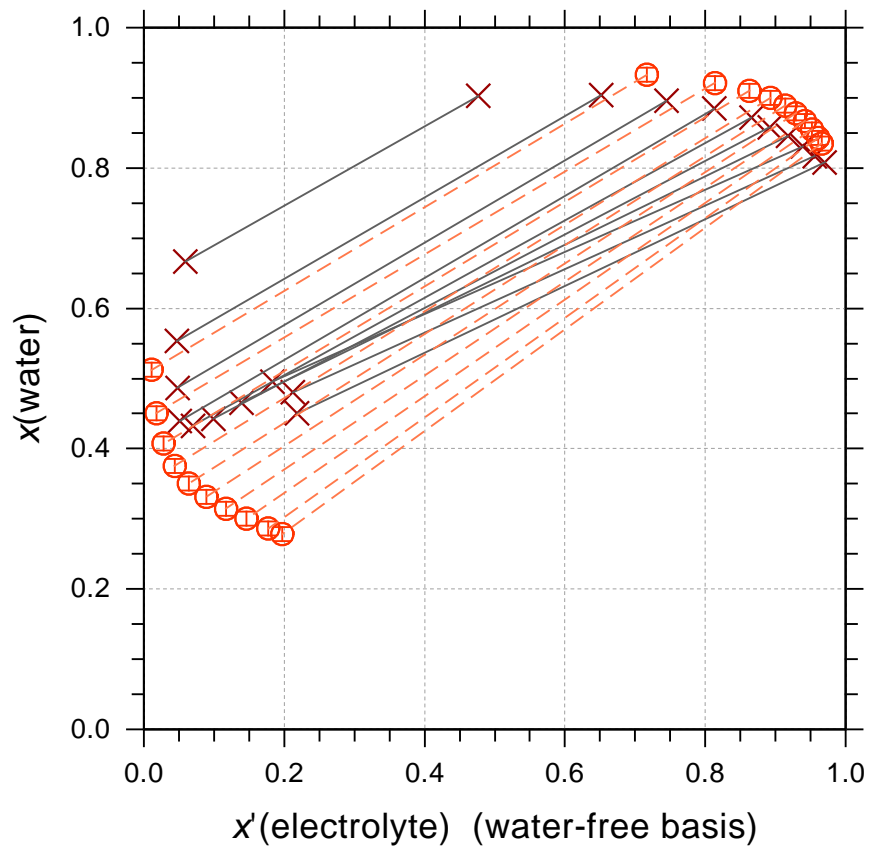
Fig. S0081 (AIOMFAC_output_0973)

H₂O (1) + *tert*-Butanol (2) + LiCl (3)

Temperature: 298 K

left y-axis:

- × LiCl+*tert*-Butanol+Water_LLE_Gomis
- AIOMFAC calc. LLE composition



initial weighting of dataset:
 $w^{init}(0973) = 0.100$
dataset contribution to F_{obj} :
 $fval(0973) = 3.7753E-01$
rel. contribution = 0.1795 %

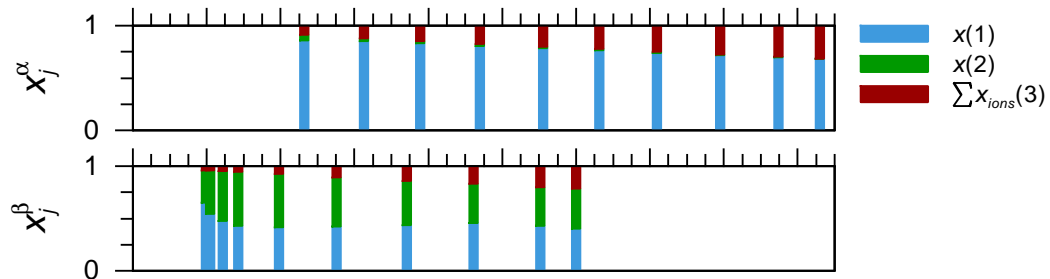
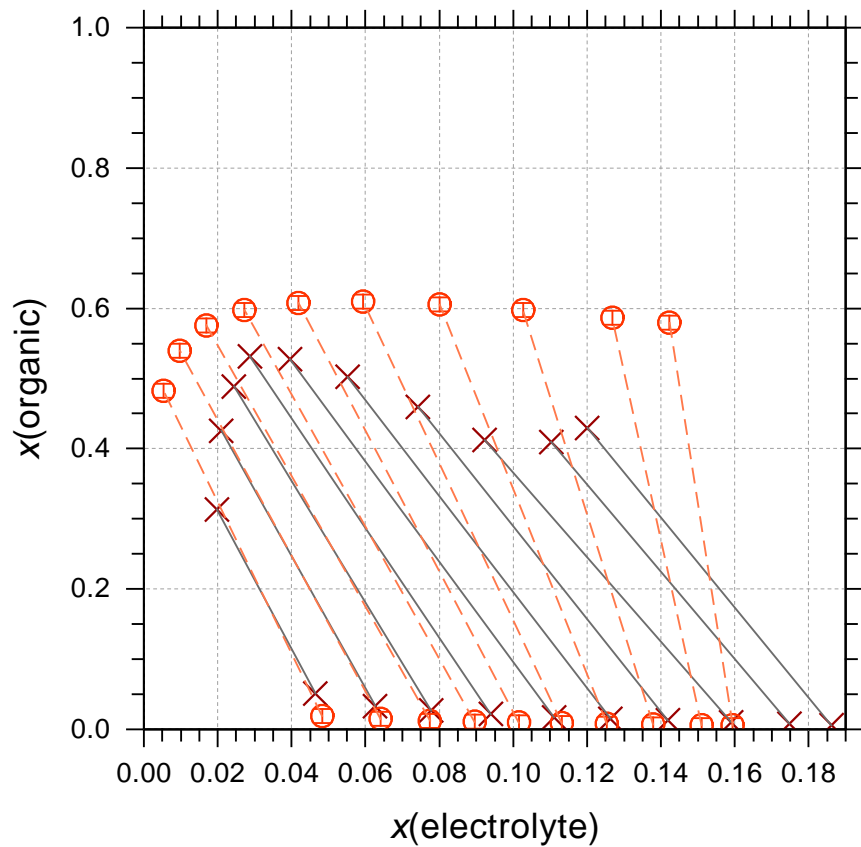
Fig. S0081a (AIOMFAC_output_0973)

H₂O (1) + *tert*-Butanol (2) + LiCl (3)

Temperature: 298 K

left y-axis:

- × LiCl+*tert*-Butanol+Water_LLE_Gomis
- AIOMFAC calc. LLE composition



initial weighting of dataset:
 $w^{init}(0973) = 0.100$
 dataset contribution to F_{obj} :
 $fval(0973) = 3.7753E-01$
 rel. contribution = 0.1795 %

Fig. S0082 (AIOMFAC_output_0994)

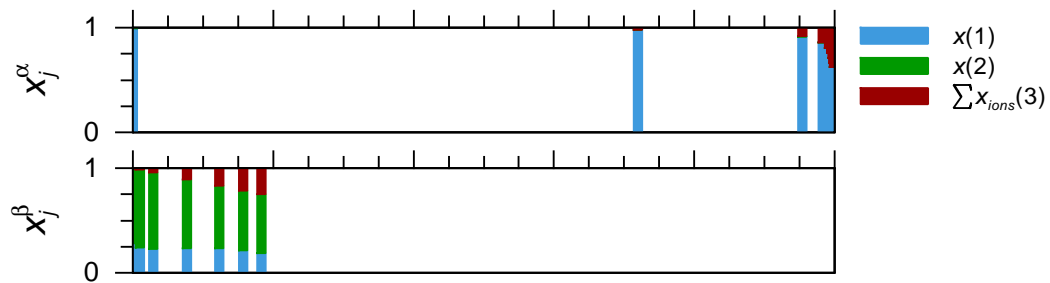
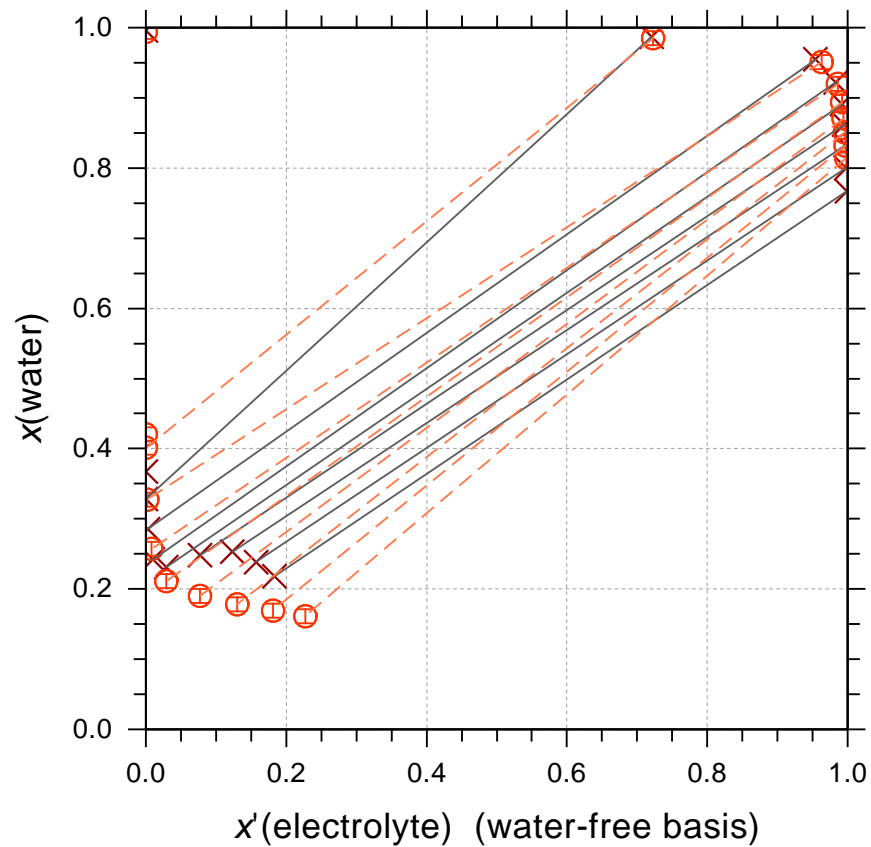
H₂O (1) + 1-Pentanol (2) + LiCl (3)

Temperature: 298 K

left y-axis:

× LiCl+1-Pentanol+Water_LLE_Gomis

○ AIOMFAC calc. LLE composition



initial weighting of dataset:
 $w^{init}(0994) = 0.100$
 dataset contribution to F_{obj} :
 $fval(0994) = 4.9485E-01$
 rel. contribution = 0.2353 %

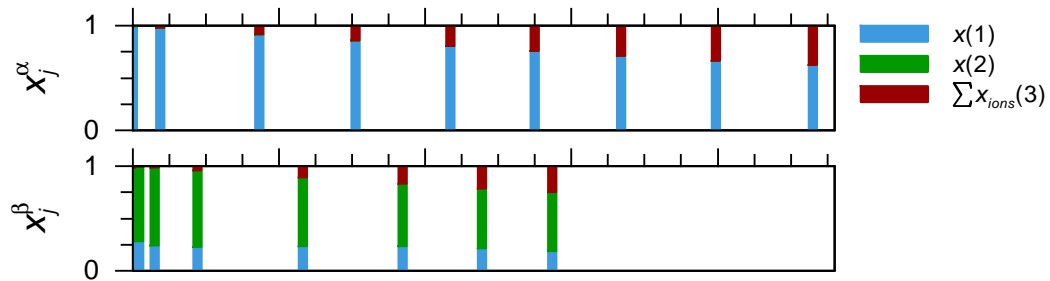
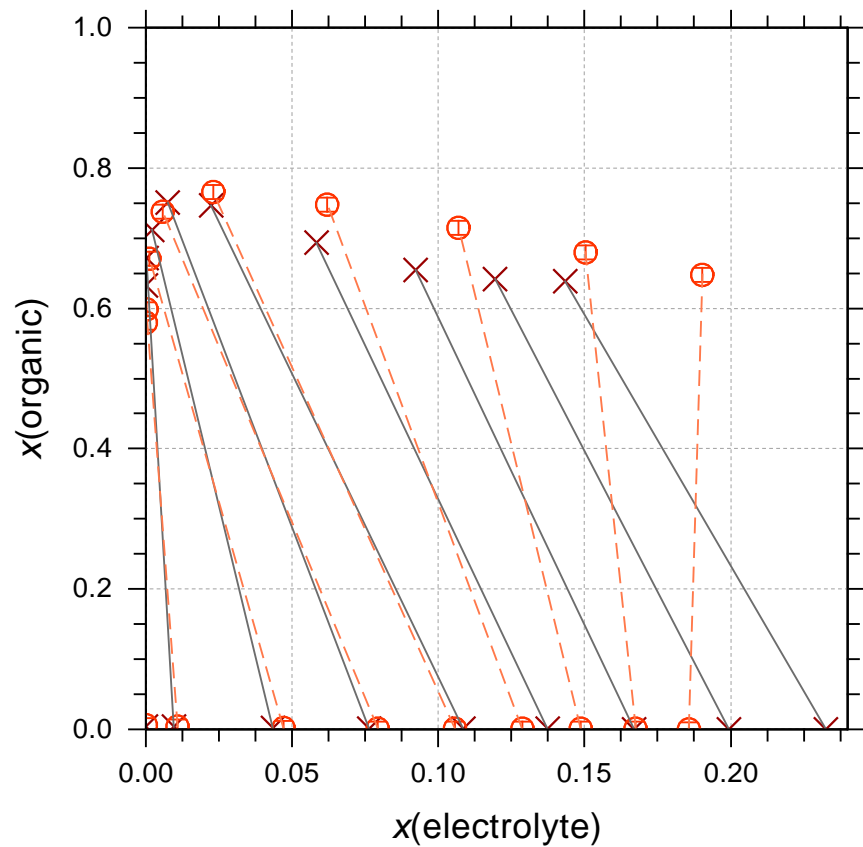
Fig. S0082a (AIOMFAC_output_0994)

H₂O (1) + 1-Pentanol (2) + LiCl (3)

Temperature: 298 K

left y-axis:

- × LiCl+1-Pentanol+Water_LLE_Gomis
- AIOMFAC calc. LLE composition



initial weighting of dataset:
 $w^{init}(0994) = 0.100$
 dataset contribution to F_{obj} :
 $fval(0994) = 4.9485E-01$
 rel. contribution = 0.2353 %

Fig. S0083 (AIOMFAC_output_0995)

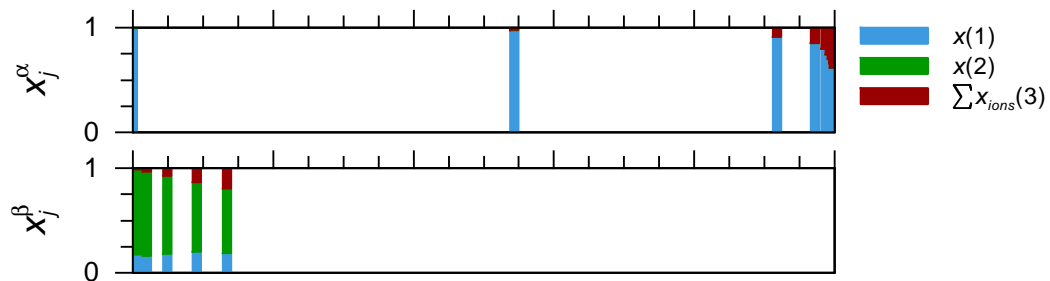
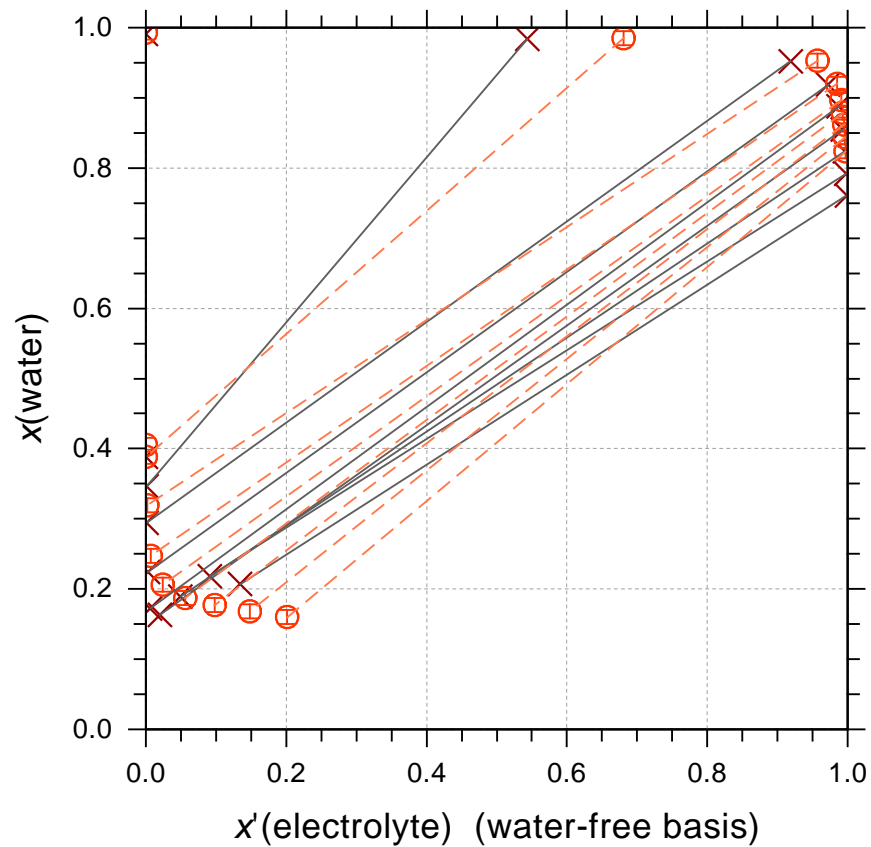
H₂O (1) + 2-Pentanol (2) + LiCl (3)

Temperature: 298 K

left y-axis:

× LiCl+2-Pentanol+Water_LLE_Gomis

○ AIOMFAC calc. LLE composition



initial weighting of dataset:
 $w^{init}(0995) = 0.100$
 dataset contribution to F_{obj} :
 $fval(0995) = 9.1977E-01$
 rel. contribution = 0.4374 %

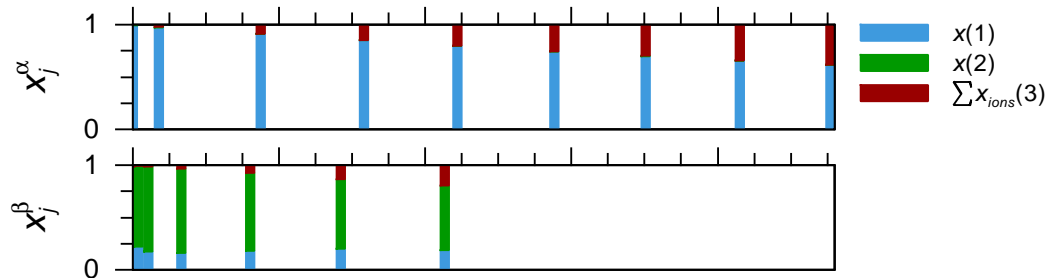
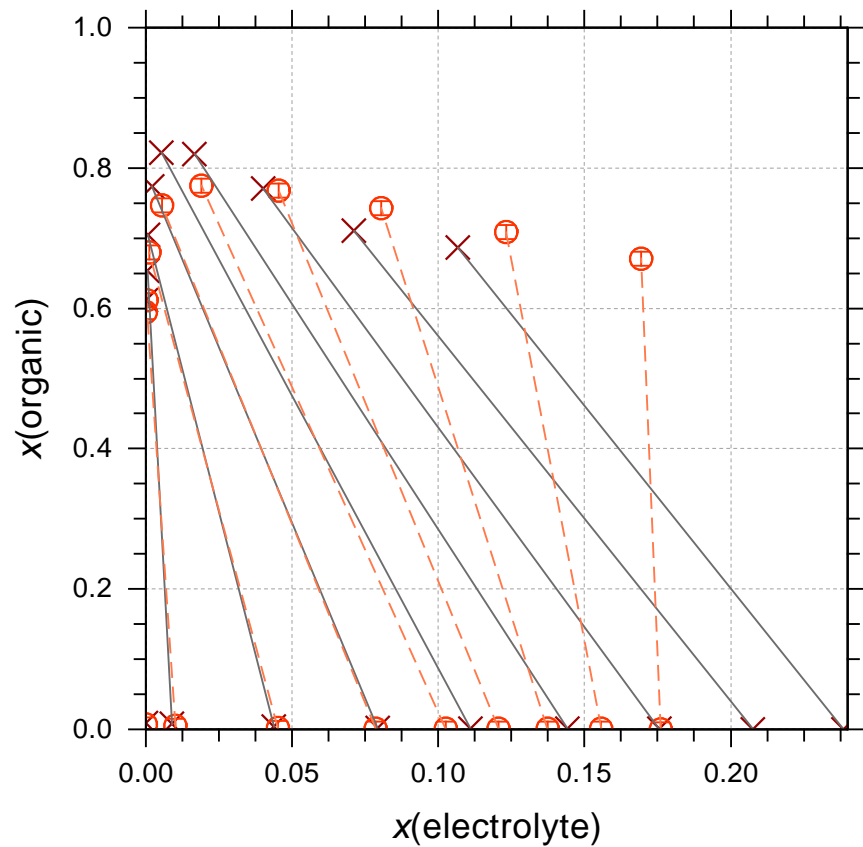
Fig. S0083a (AIOMFAC_output_0995)

H₂O (1) + 2-Pentanol (2) + LiCl (3)

Temperature: 298 K

left y-axis:

- × LiCl+2-Pentanol+Water_LLE_Gomis
- AIOMFAC calc. LLE composition



initial weighting of dataset:
 $w^{init}(0995) = 0.100$
 dataset contribution to F_{obj} :
 $fval(0995) = 9.1977E-01$
 rel. contribution = 0.4374 %

Fig. S0084 (AIOMFAC_output_0996)

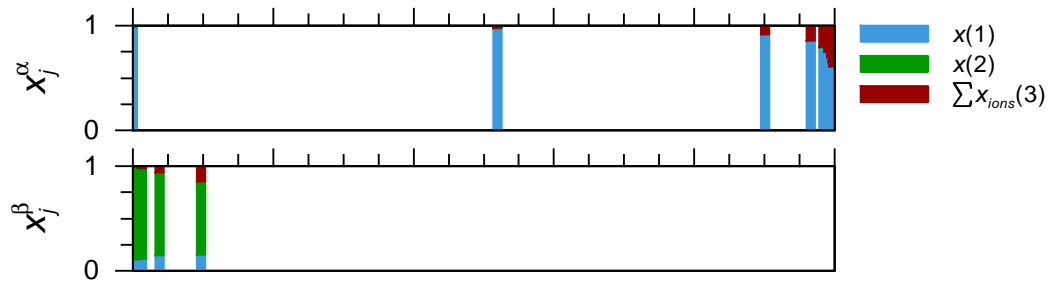
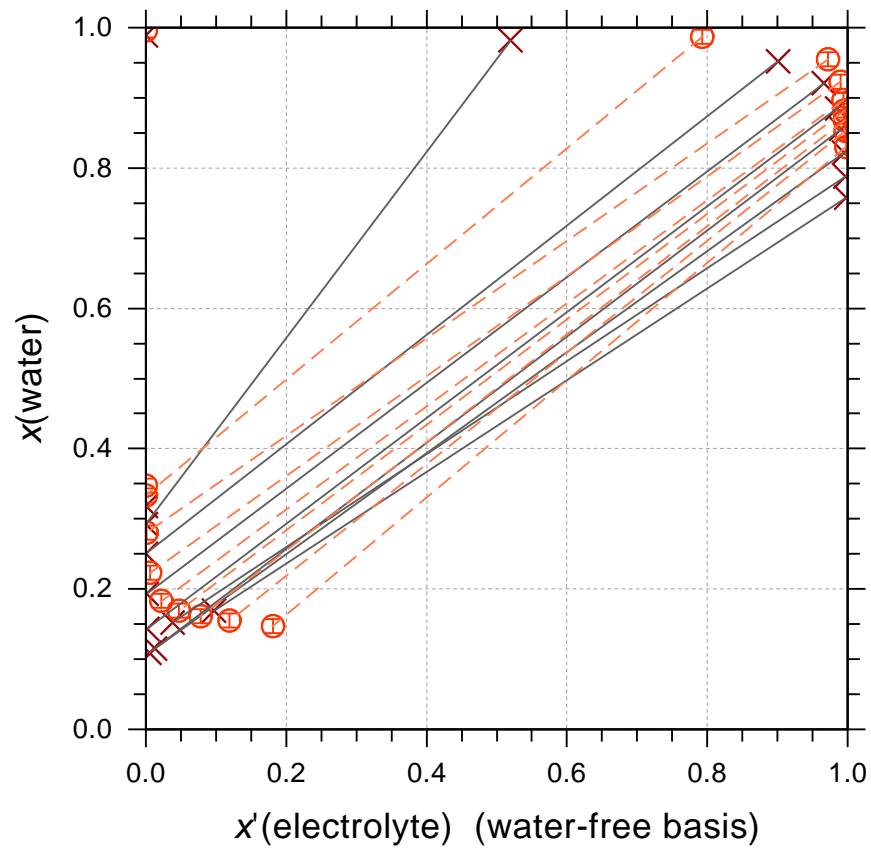
H₂O (1) + 3-Pentanol (2) + LiCl (3)

Temperature: 298 K

left y-axis:

× LiCl+3-Pentanol+Water_LLE_Gomis

○ AIOMFAC calc. LLE composition



initial weighting of dataset:
 $w^{init}(0996) = 0.100$
 dataset contribution to F_{obj} :
 $fval(0996) = 1.0528E+00$
 rel. contribution = 0.5006 %

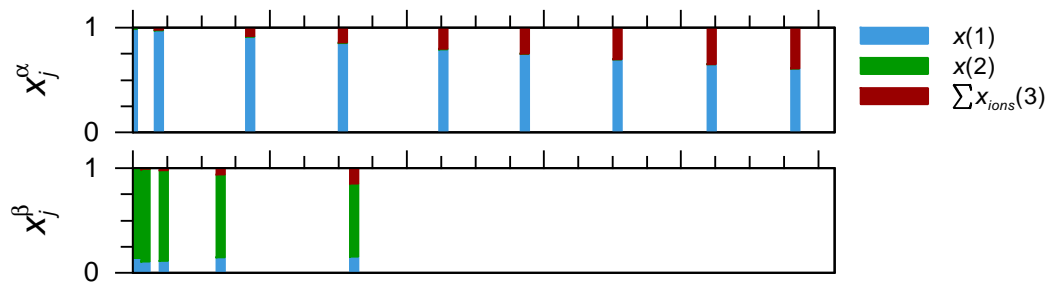
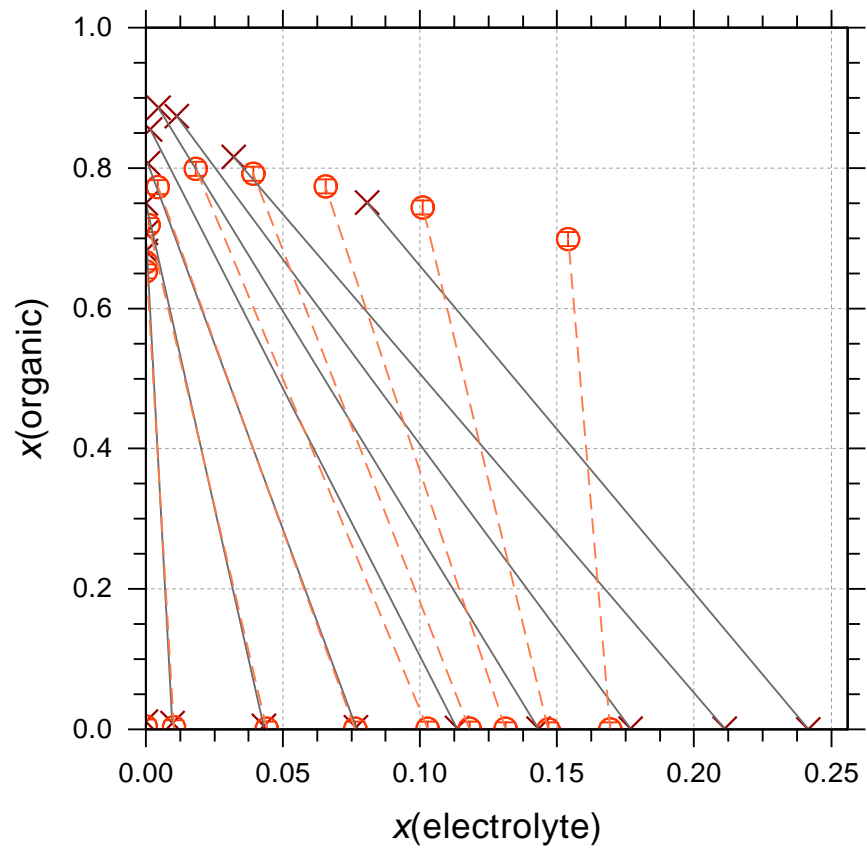
Fig. S0084a (AIOMFAC_output_0996)

H₂O (1) + 3-Pentanol (2) + LiCl (3)

Temperature: 298 K

left y-axis:

- × LiCl+3-Pentanol+Water_LLE_Gomis
- AIOMFAC calc. LLE composition



initial weighting of dataset:
 $w^{init}(0996) = 0.100$
 dataset contribution to F_{obj} :
 $fval(0996) = 1.0528E+00$
 rel. contribution = 0.5006 %

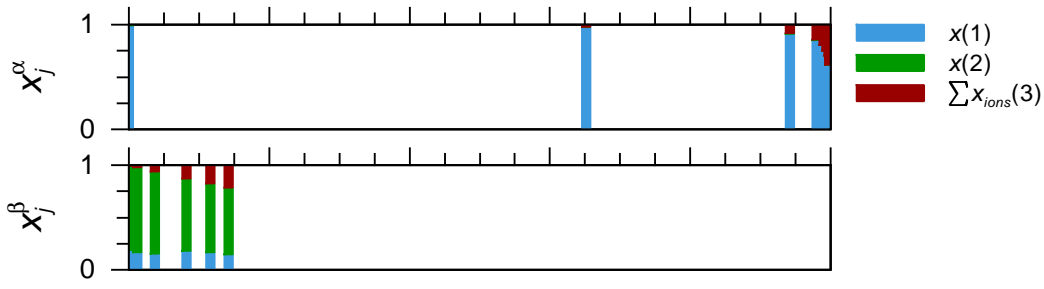
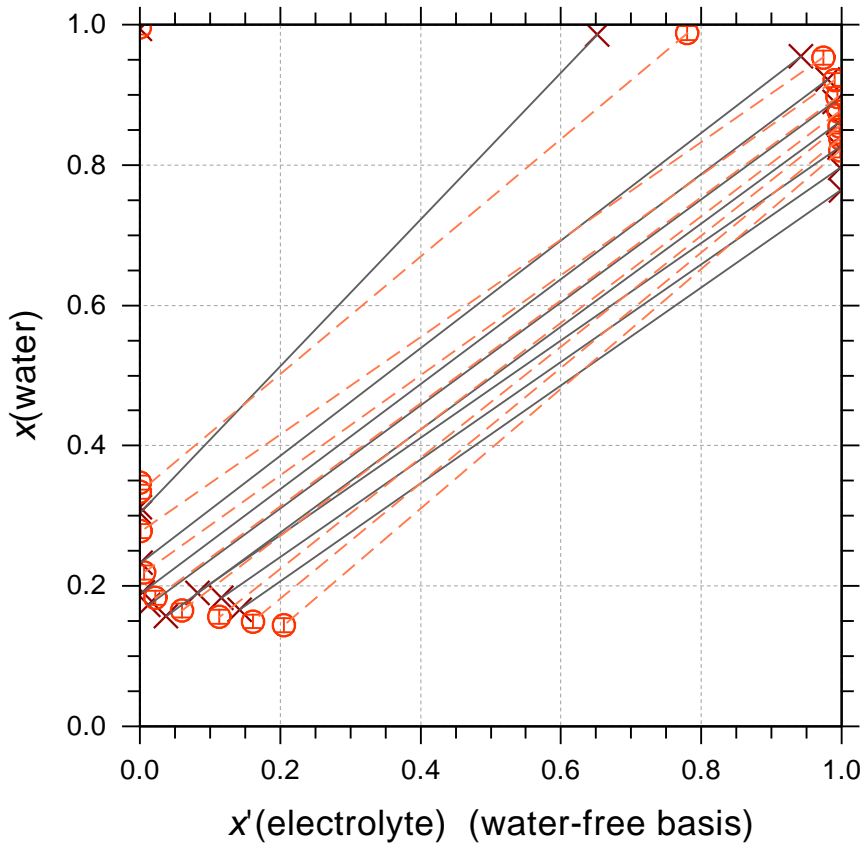
Fig. S0085 (AIOMFAC_output_0997)

H₂O (1) + 2-Methyl-1-butanol (2) + LiCl (3)

Temperature: 298 K

left y-axis:

- × LiCl+2-Methyl-1-butanol+Water_LLE_Gomis
- AIOMFAC calc. LLE composition

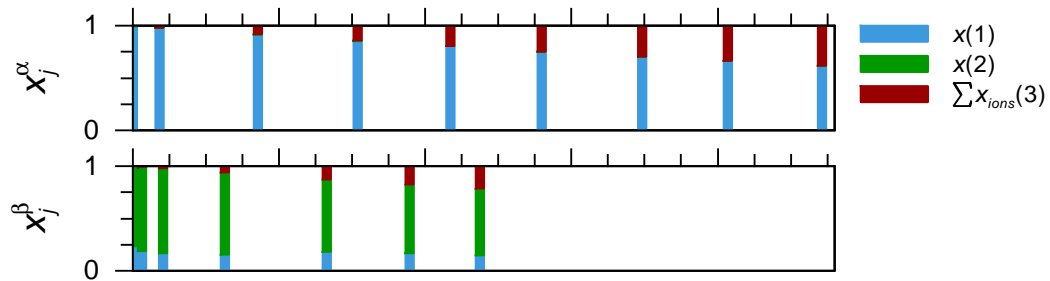
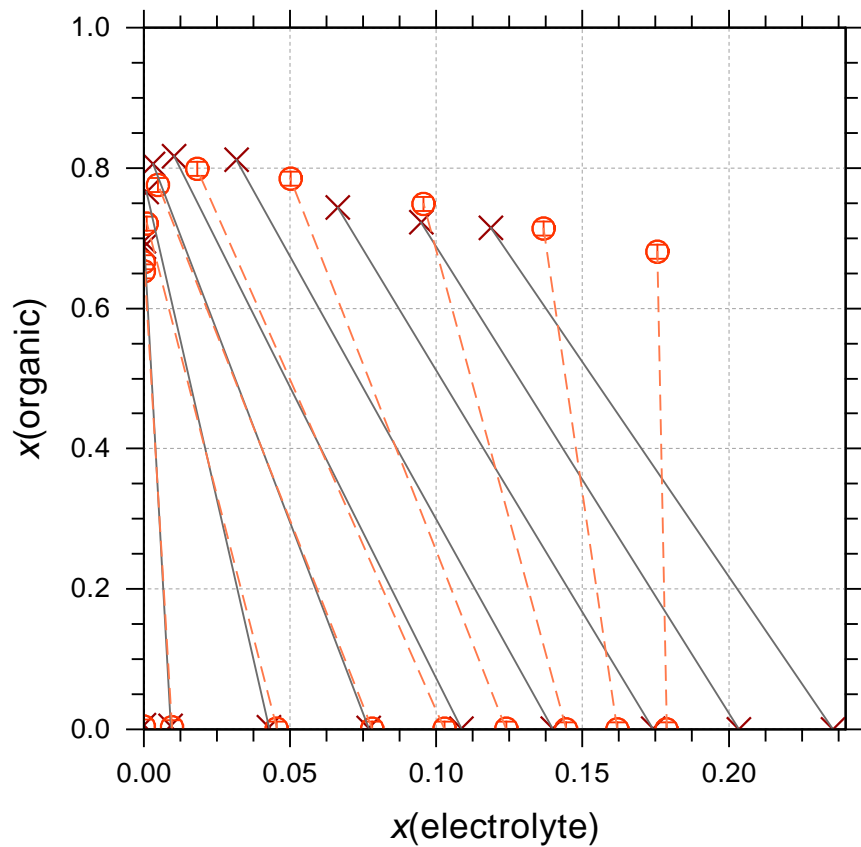


initial weighting of dataset:
 $w^{init}(0997) = 0.100$
dataset contribution to F_{obj} :
 $fval(0997) = 6.6557E-01$
rel. contribution = 0.3165 %

Fig. S0085a (AIOMFAC_output_0997)
 H₂O (1) + 2-Methyl-1-butanol (2) + LiCl (3)
 Temperature: 298 K

left y-axis:

- × LiCl+2-Methyl-1-butanol+Water_LLE_Gomis
- AIOMFAC calc. LLE composition



initial weighting of dataset:
 $w^{init}(0997) = 0.100$
 dataset contribution to F_{obj} :
 $fval(0997) = 6.6557E-01$
 rel. contribution = 0.3165 %

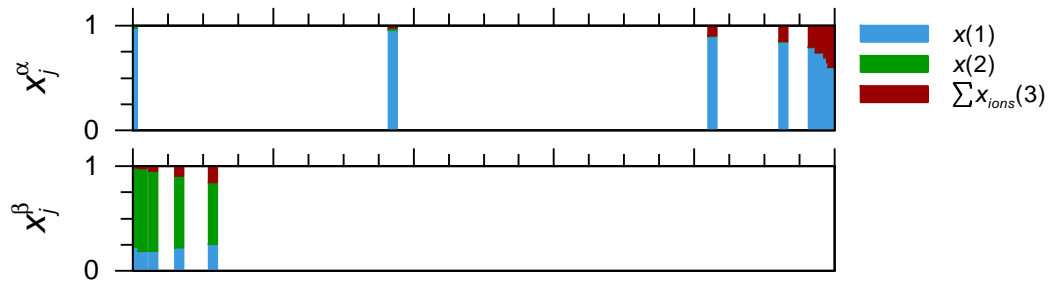
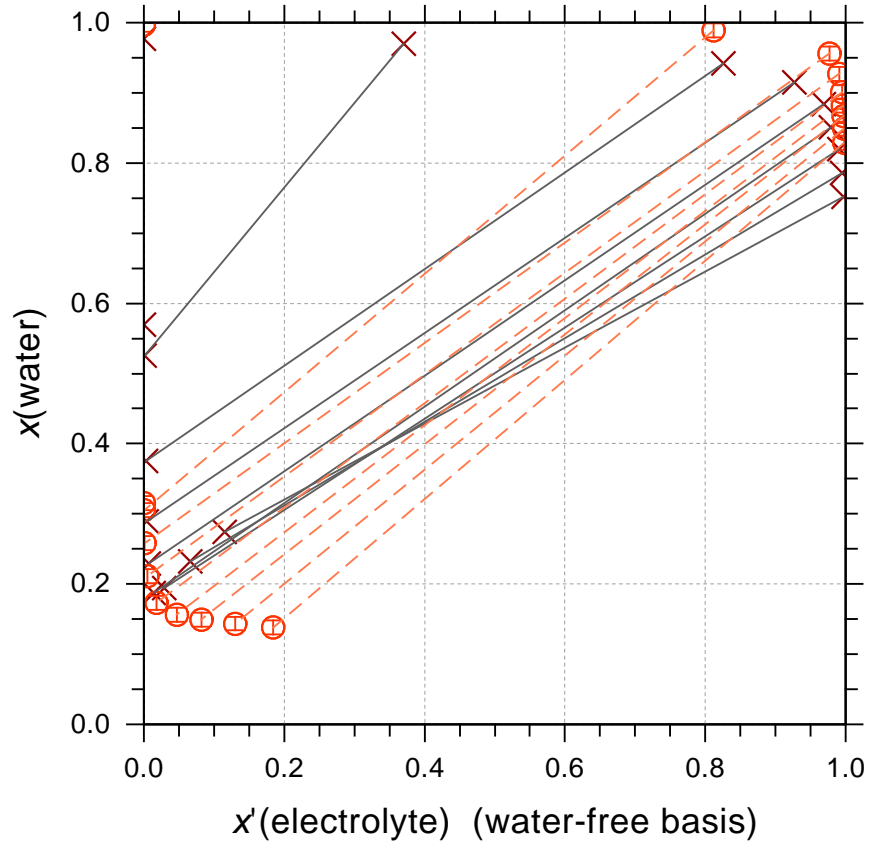
Fig. S0086 (AIOMFAC_output_0998)

H₂O (1) + 2-Methyl-2-butanol (2) + LiCl (3)

Temperature: 298 K

left y-axis:

- × LiCl+2-Methyl-2-butanol+Water_LLE_Gomis
- AIOMFAC calc. LLE composition

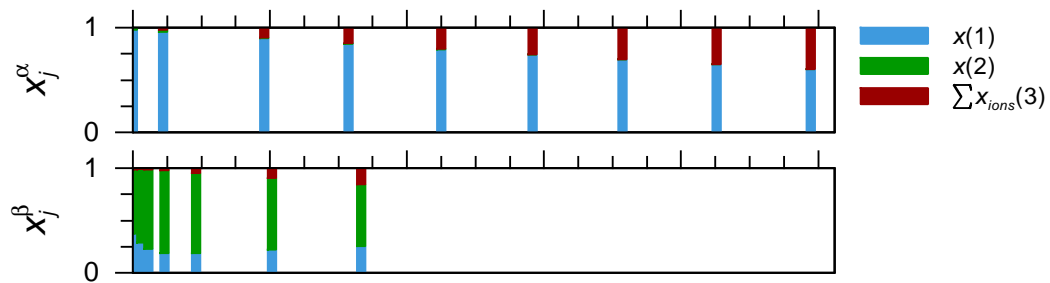
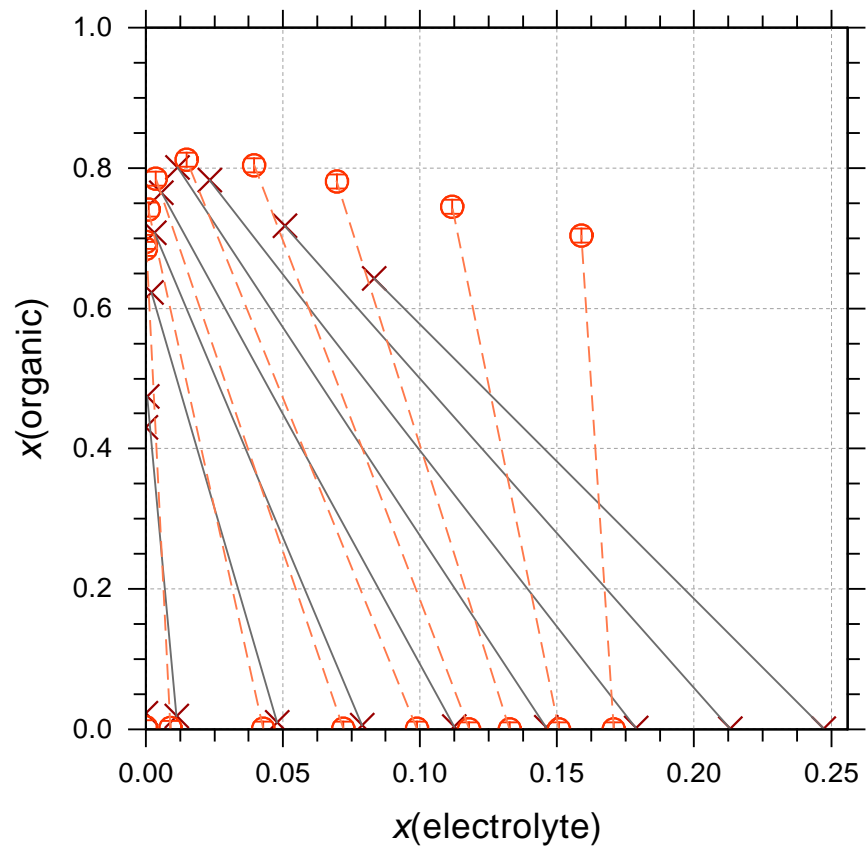


initial weighting of dataset:
 $w^{init}(0998) = 0.100$
 dataset contribution to F_{obj} :
 $fval(0998) = 2.1018E+00$
 rel. contribution = 0.9995 %

Fig. S0086a (AIOMFAC_output_0998)
 H₂O (1) + 2-Methyl-2-butanol (2) + LiCl (3)
 Temperature: 298 K

left y-axis:

- × LiCl+2-Methyl-2-butanol+Water_LLE_Gomis
- AIOMFAC calc. LLE composition

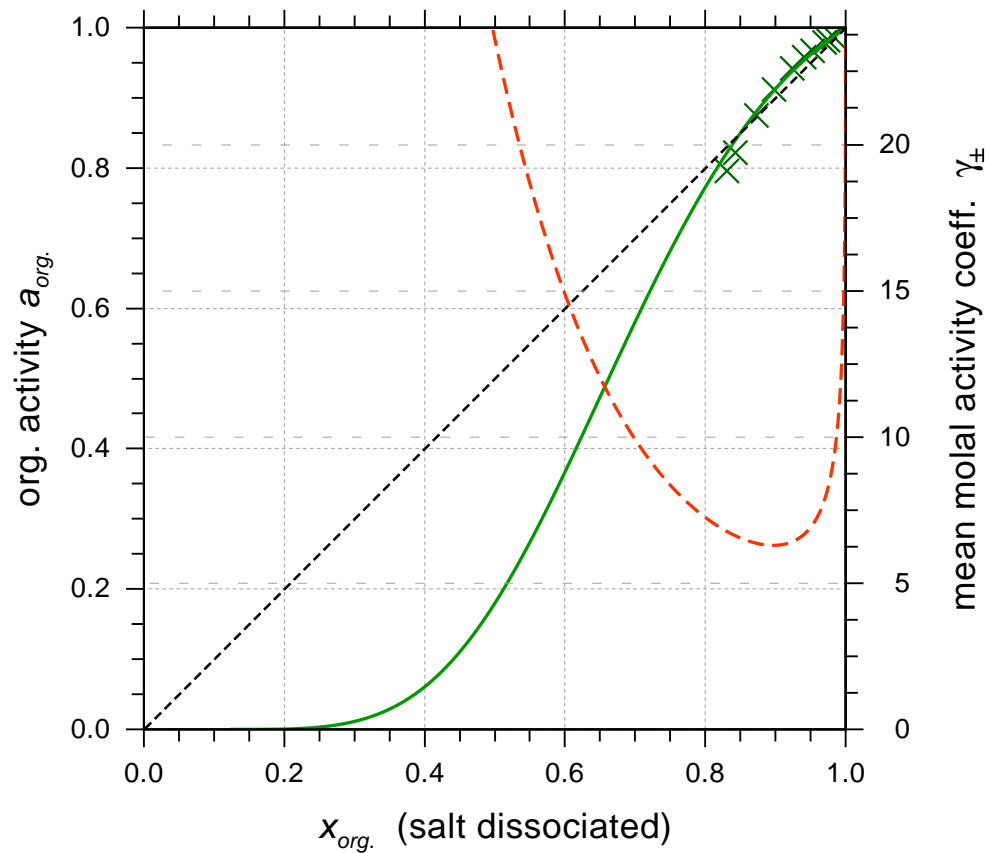


initial weighting of dataset:
 $w^{init}(0998) = 0.100$
 dataset contribution to F_{obj} :
 $fval(0998) = 2.1018E+00$
 rel. contribution = 0.9995 %

Fig. S0087 (AIOMFAC_output_0936)

Ethanol (1) + LiNO₃ (2)

Temperature: 298 K

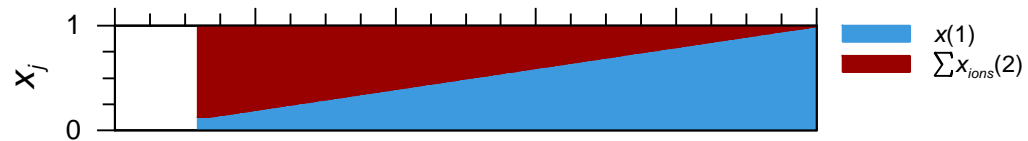


left y-axis:

- x LiNO₃+Ethanol_activity_Verevkin
- AIOMFAC org. activity a_{org} .
- - - ideal a_{org} .

right y-axis:

- - - AIOMFAC mean molal activity coeff. γ_{\pm}

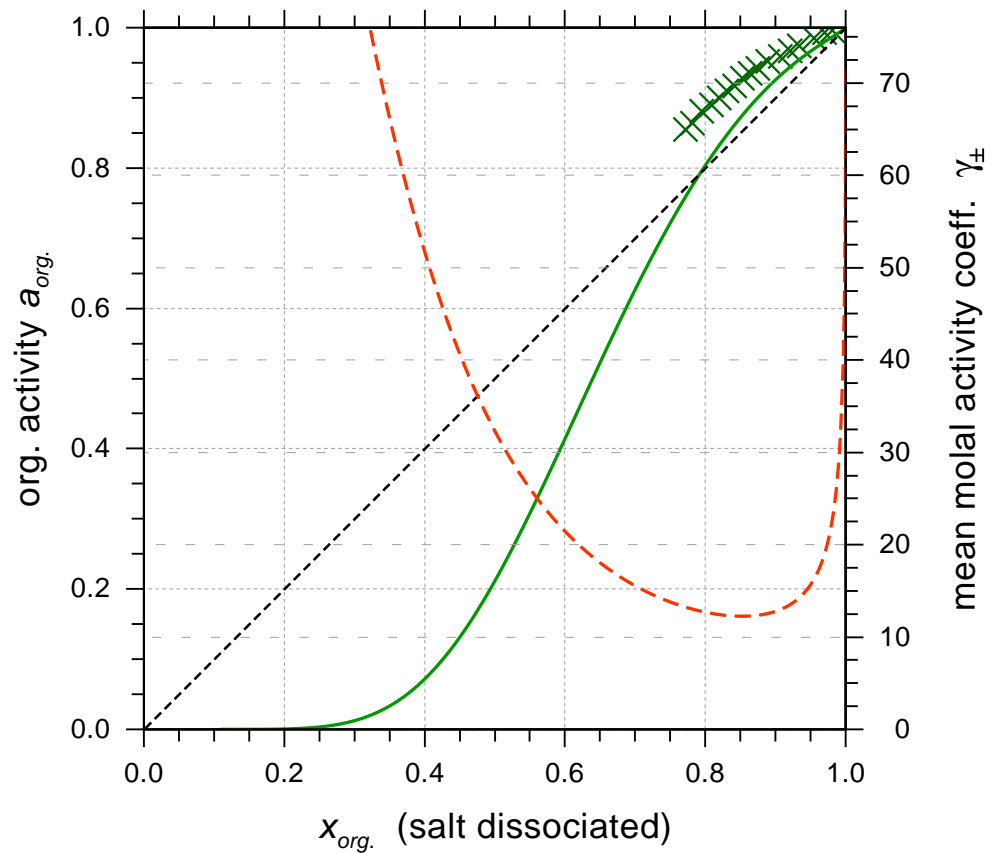


initial weighting of dataset:
 $w^{init}(0936) = 0.500$
 dataset contribution to F_{obj} :
 $fval(0936) = 7.5085E-04$
 rel. contribution = 0.0004 %

Fig. S0088 (AIOMFAC_output_0937)

1-Propanol (1) + LiNO₃ (2)

Temperature: 298 K

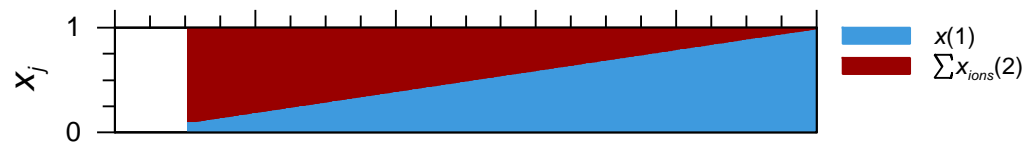


left y-axis:

- × LiNO₃+1-Propanol_activity_Vercher
- AIOMFAC org. activity a_{org} .
- - - ideal a_{org} .

right y-axis:

- - - AIOMFAC mean molal activity coeff. γ_{\pm}

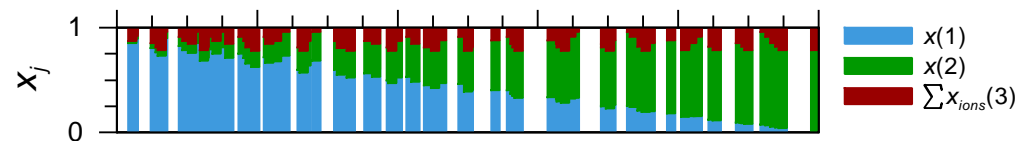
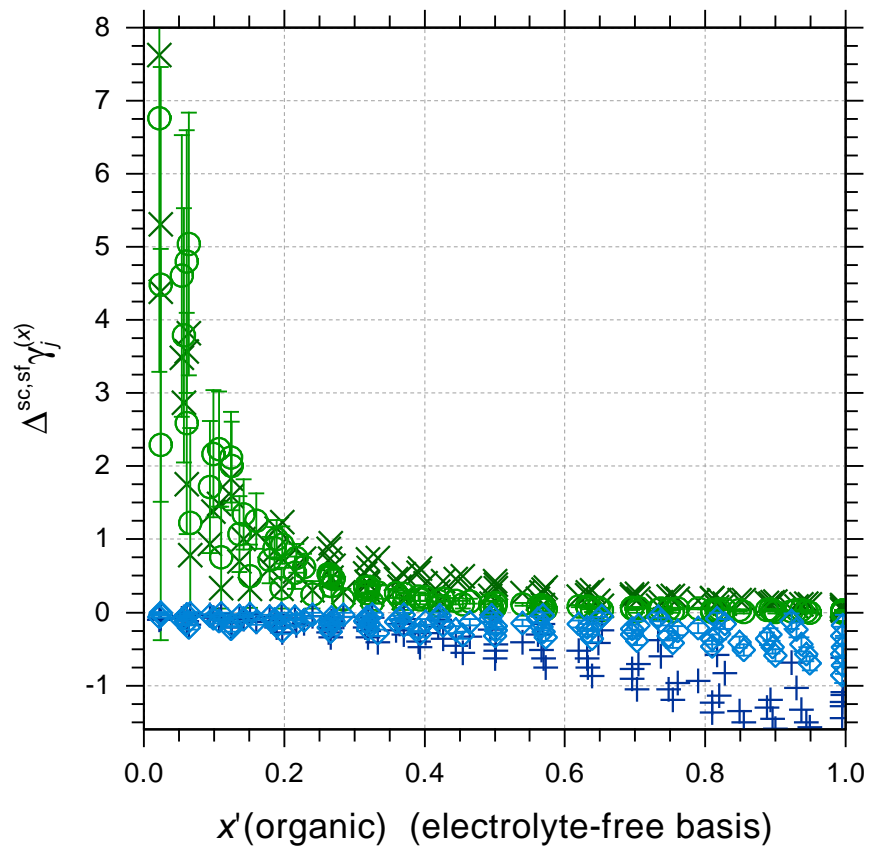


initial weighting of dataset:
 $w^{init}(0937) = 0.500$
 dataset contribution to F_{obj} :
 $fval(0937) = 1.8096E-02$
 rel. contribution = 0.0086 %

Fig. S0089 (AIOMFAC_output_0939)

H₂O (1) + 1-Propanol (2) + LiNO₃ (3)

Temperature range: 361 -- 374 K



left y-axis:

- × LiNO₃+1-Propanol+Water_VLE_Vercher (EXP, org.)
- AIOMFAC $\Delta^{sc, sf} \gamma_{org}^{(x)}$
- + LiNO₃+1-Propanol+Water_VLE_Vercher (EXP, water)
- ◇ AIOMFAC $\Delta^{sc, sf} \gamma_w^{(x)}$

initial weighting of dataset:

$w^{init}(0939) = 0.500$

dataset contribution to F_{obj} :

$fval(0939) = 3.1027E-01$

rel. contribution = 0.1475 %

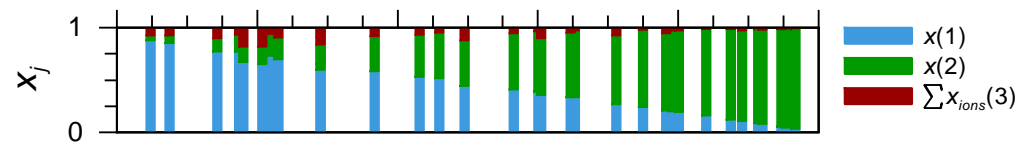
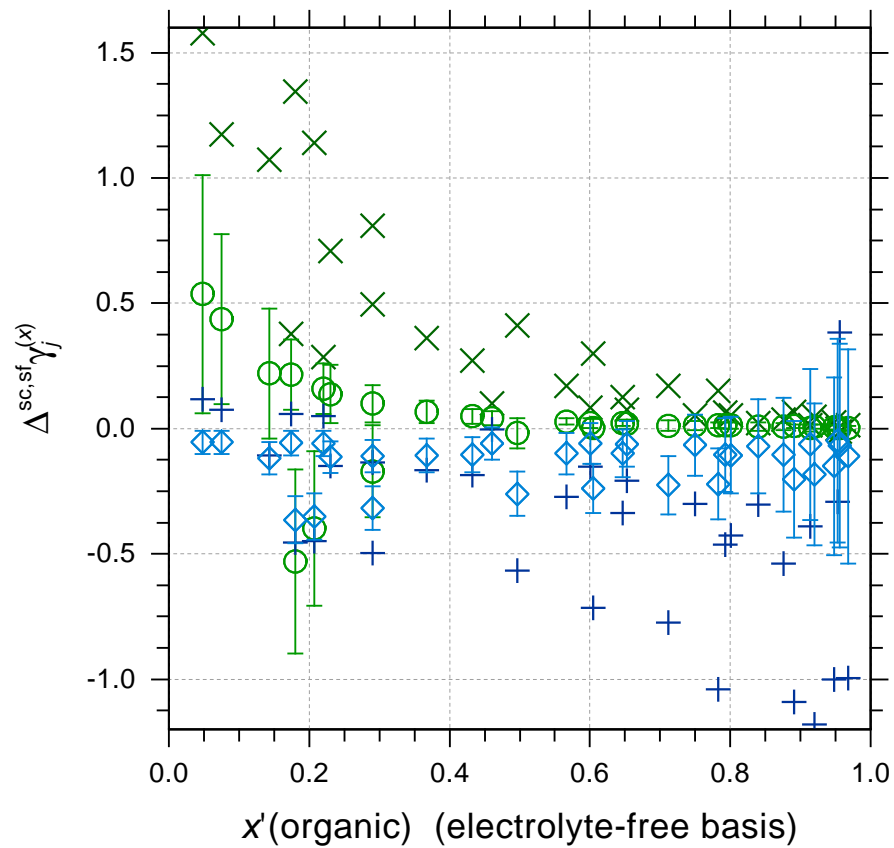
Fig. S0090 (AIOMFAC_output_0408)

H₂O (1) + 2-Propanol (2) + MgBr₂ (3)

Temperature range: 354 -- 359 K

left y-axis:

- × MgBr₂+2-Propanol+Water_VLE_Gironi (EXP, org.)
- AIOMFAC $\Delta^{sc, sf}_{\gamma_{org}^{(x)}}$
- + MgBr₂+2-Propanol+Water_VLE_Gironi (EXP, water)
- ◇ AIOMFAC $\Delta^{sc, sf}_{\gamma_w^{(x)}}$

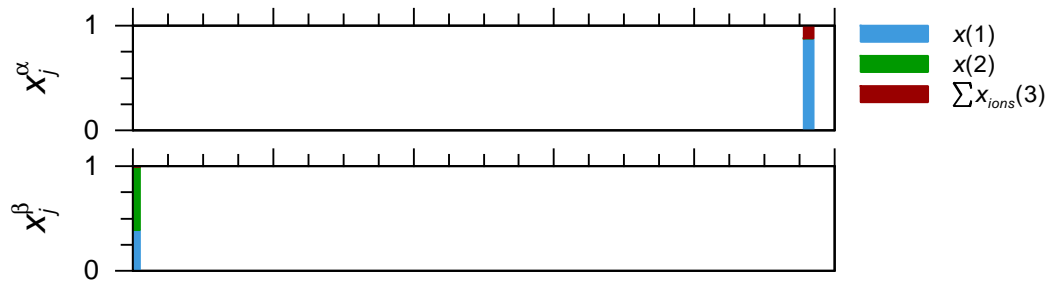
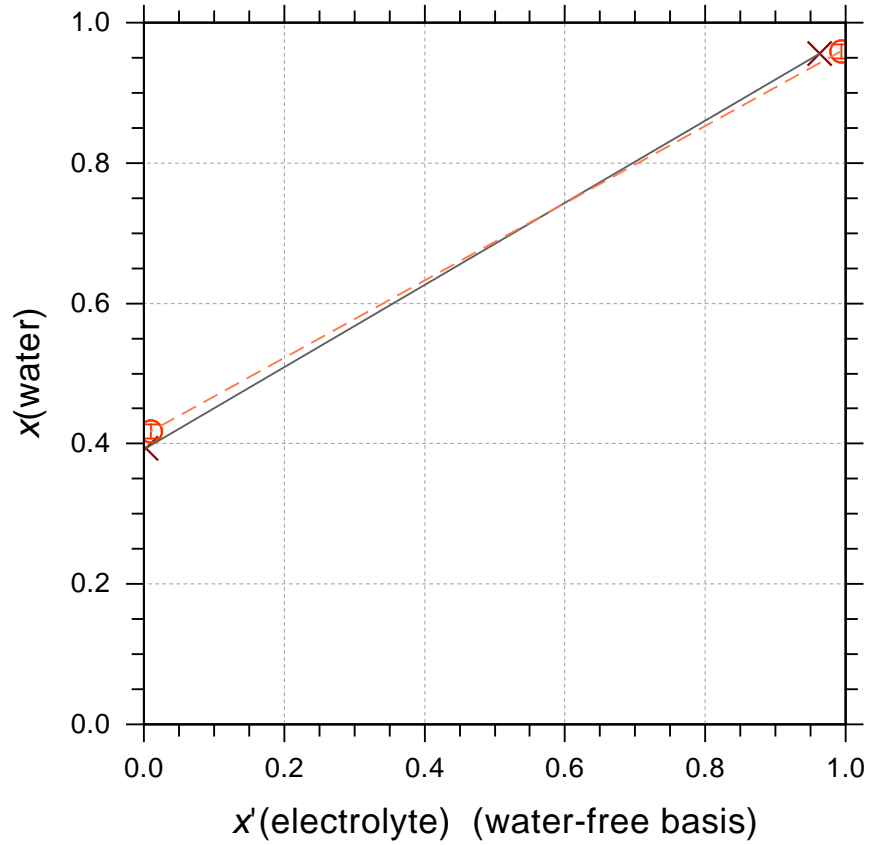


initial weighting of dataset:
 $w^{ini}(0408) = 0.500$
 dataset contribution to F_{obj} :
 $fval(0408) = 4.9771E-01$
 rel. contribution = 0.2367 %

Fig. S0091 (AIOMFAC_output_0363)
 H₂O (1) + 1,3-Nonanediol (2) + MgCl₂ (3)
 Temperature: 298 K

left y-axis:

- × MgCl₂+1,3-Nonanediol+Water_LLE_Putnin
- AIOMFAC calc. LLE composition

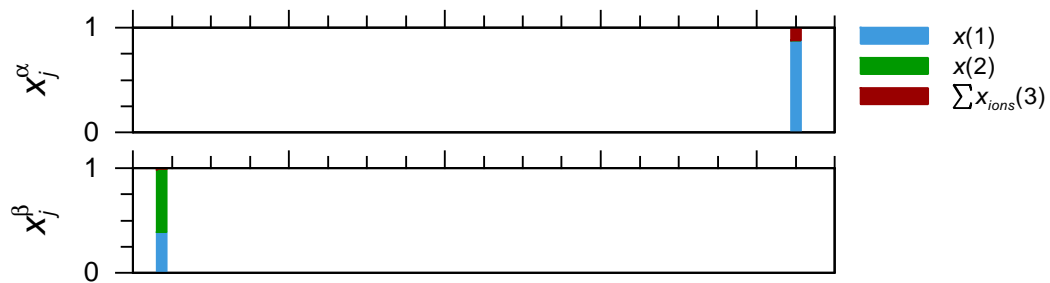
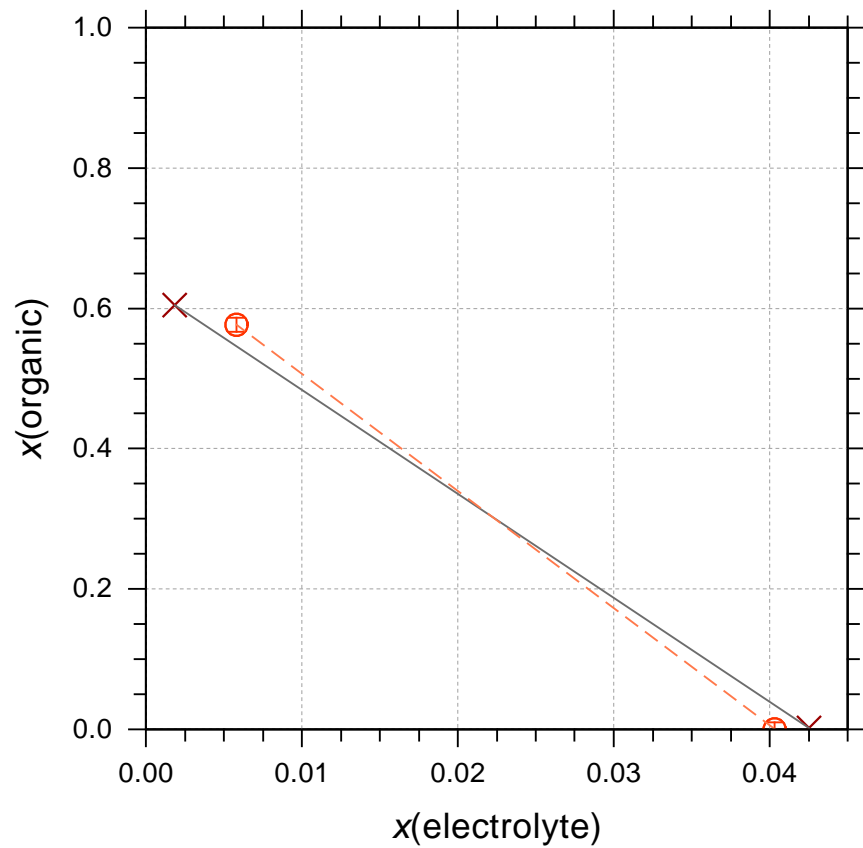


initial weighting of dataset:
 $w^{init}(0363) = 1.000$
 dataset contribution to F_{obj} :
 $fval(0363) = 6.9904E-02$
 rel. contribution = 0.0332 %

Fig. S0091a (AIOMFAC_output_0363)
 H₂O (1) + 1,3-Nonanediol (2) + MgCl₂ (3)
 Temperature: 298 K

left y-axis:

- × MgCl₂+1,3-Nonanediol+Water_LLE_Putnin
- AIOMFAC calc. LLE composition



initial weighting of dataset:
 $w^{init}(0363) = 1.000$
 dataset contribution to F_{obj} :
 $fval(0363) = 6.9904E-02$
 rel. contribution = 0.0332 %

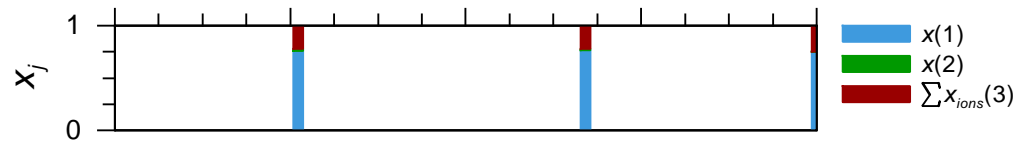
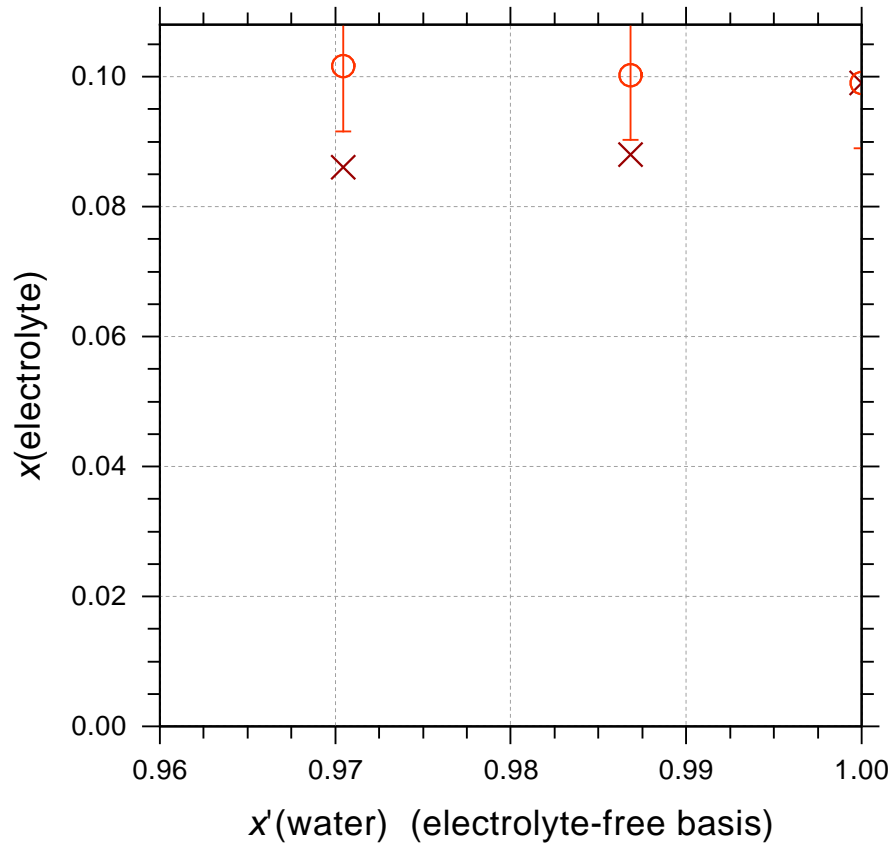
Fig. S0092 (AIOMFAC_output_0369)

H₂O (1) + 2-Propanol (2) + MgCl₂ (3)

Temperature: 313 K

left y-axis:

- × MgCl₂+2-Propanol+Water_SLE_Balaban_Hexahydrate
- AIOMFAC calc. SLE composition



initial weighting of dataset:
 $w^{init}(0369) = 0.500$
dataset contribution to F_{obj} :
 $fval(0369) = 2.1213E-02$
rel. contribution = 0.0101 %

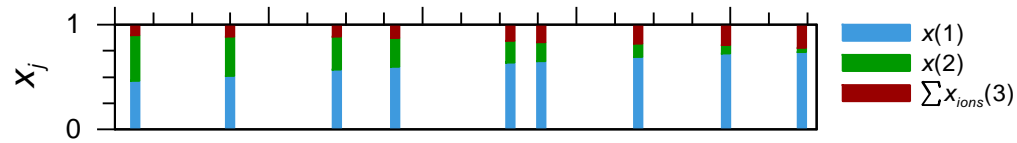
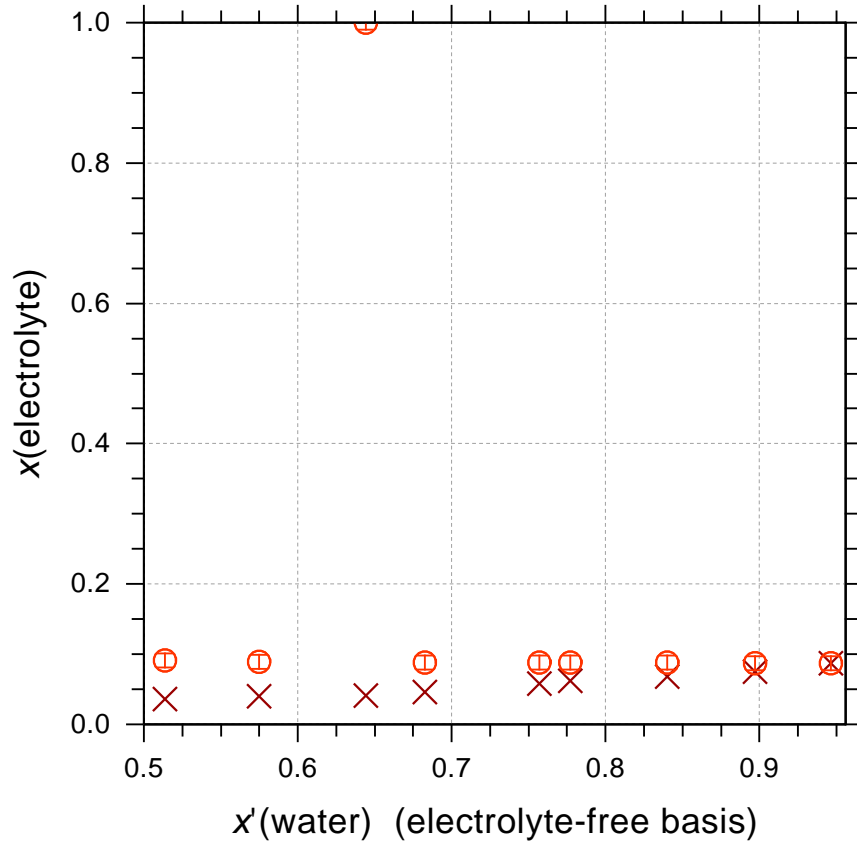
Fig. S0093 (AIOMFAC_output_0370)

H₂O (1) + 2-Propanol (2) + MgCl₂ (3)

Temperature: 313 K

left y-axis:

- × MgCl₂+2-Propanol+Water_SLE_Balaban_Tetrahydrate
- AIOMFAC calc. SLE composition

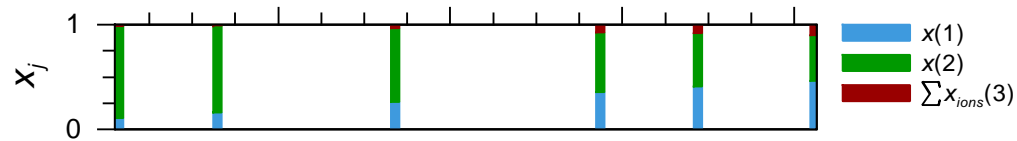
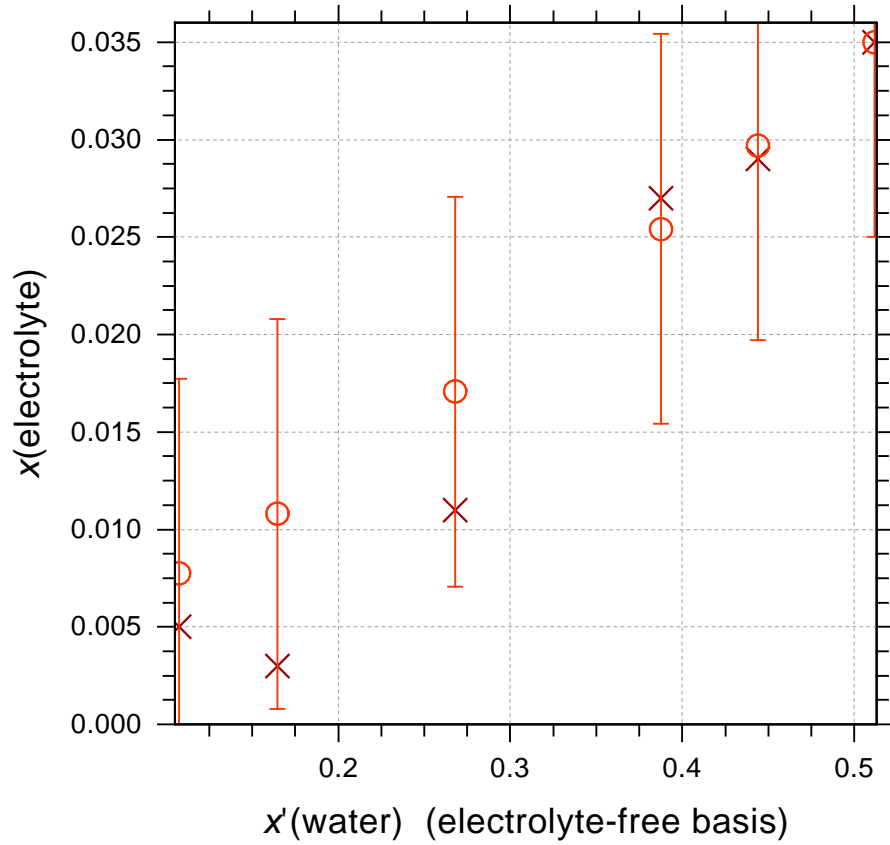


initial weighting of dataset:
 $w^{\text{init}}(0370) = 0.010$
 dataset contribution to F_{obj} :
 $f_{\text{val}}(0370) = 3.5888\text{E}+00$
 rel. contribution = 1.7066 %

Fig. S0094 (AIOMFAC_output_0371)

H₂O (1) + 2-Propanol (2) + MgCl₂ (3)

Temperature: 313 K



left y-axis:

- × MgCl₂+2-Propanol+Water_SLE_Balaban_MgCl₂(9)2-PrOH
- AIOMFAC calc. SLE composition

initial weighting of dataset:
 $w^{init}(0371) = 0.010$
dataset contribution to F_{obj} :
 $fval(0371) = 4.7986E-03$
rel. contribution = 0.0023 %

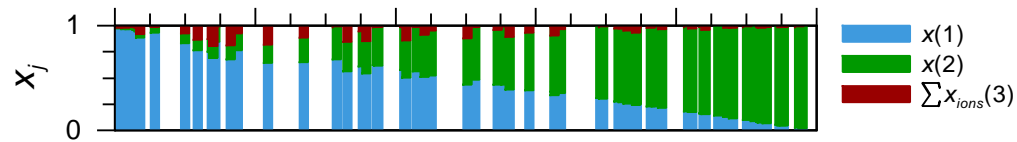
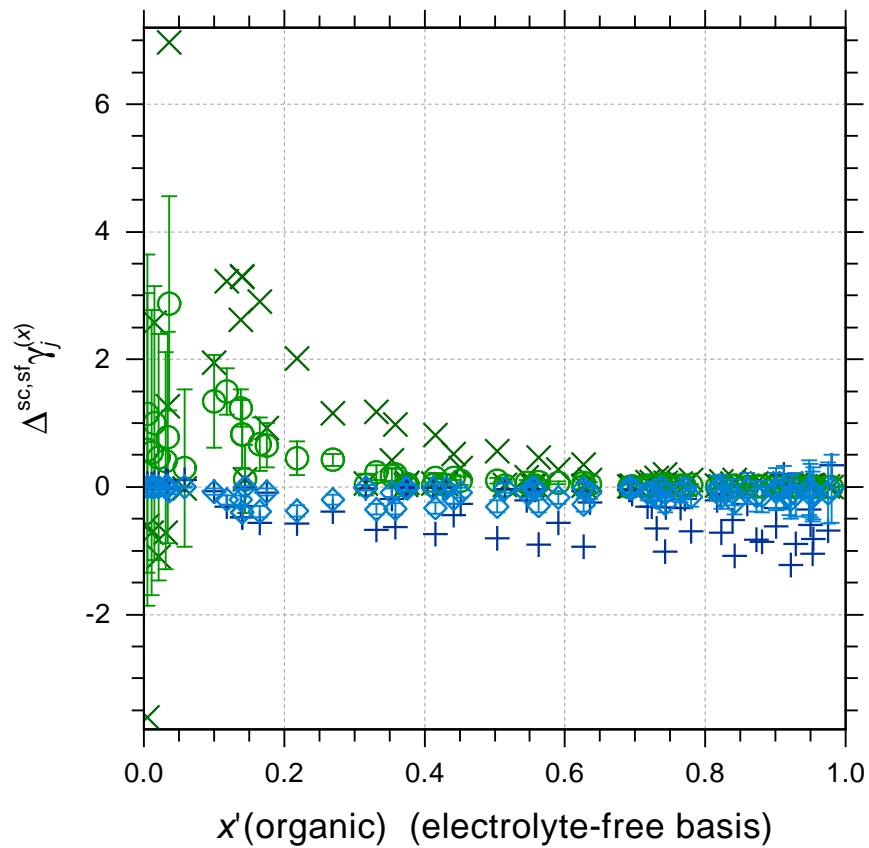
Fig. S0095 (AIOMFAC_output_0409)

H₂O (1) + 2-Propanol (2) + MgCl₂ (3)

Temperature range: 353 -- 371 K

left y-axis:

- × MgCl₂+2-Propanol+Water_VLE_Gironi (EXP, org.)
- AIOMFAC $\Delta^{sc, sf}_{\gamma_{org}^{(x)}}$
- + MgCl₂+2-Propanol+Water_VLE_Gironi (EXP, water)
- ◇ AIOMFAC $\Delta^{sc, sf}_{\gamma_w^{(x)}}$



initial weighting of dataset:
 $w^{init}(0409) = 0.500$
 dataset contribution to F_{obj} :
 $fval(0409) = 4.1062E-01$
 rel. contribution = 0.1953 %

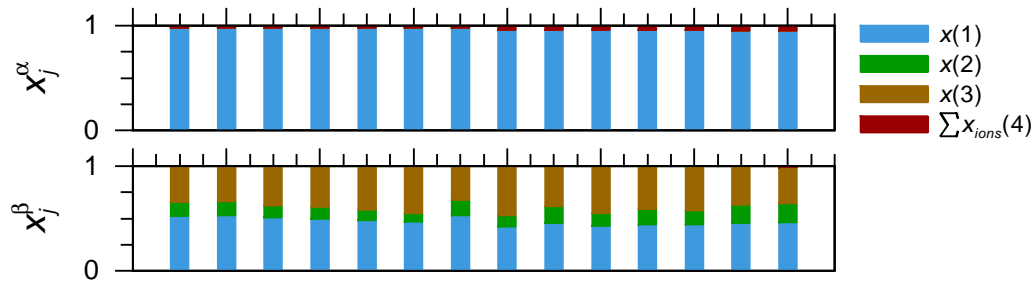
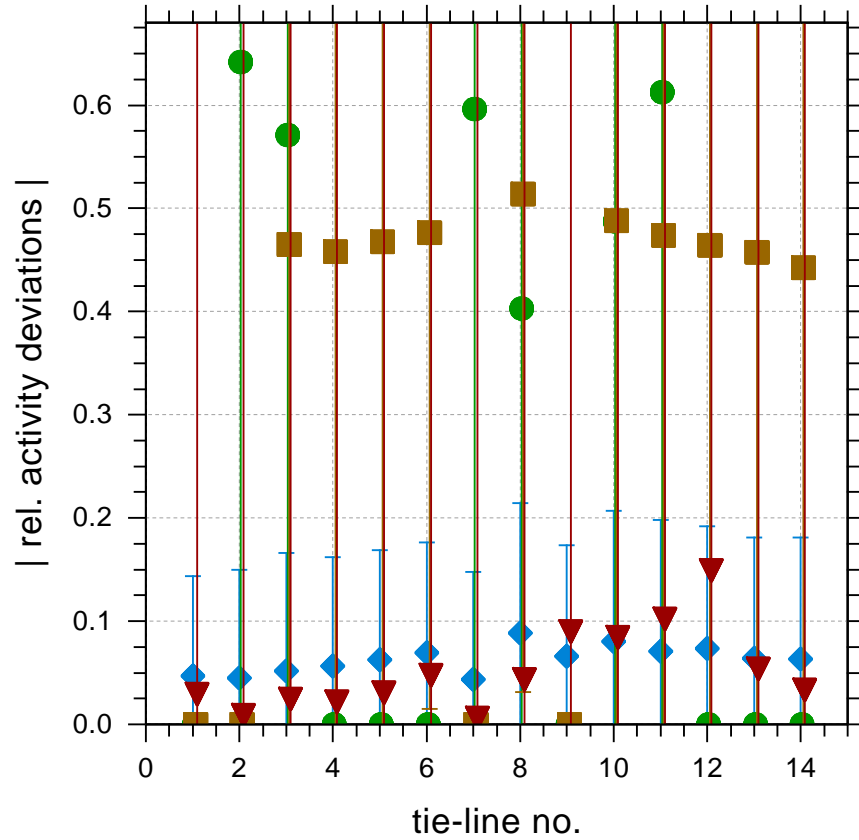
Fig. S0096 (AIOMFAC_output_0425)

H₂O (1) + *tert*-Butanol (2) + 1-Butanol (3) + MgCl₂ (4)

Temperature: 293 K

left y-axis:

- ◆ AIOMFAC water (1) activity, rel. deviations
- AIOMFAC organic (2) activity, rel. deviations
- AIOMFAC organic (3) activity, rel. deviations
- ▼ AIOMFAC IAP, rel. deviations comp.(4)



initial weighting of dataset:
 $w^{init}(0425) = 1.000$
 dataset contribution to F_{obj} :
 $fval(0425) = 1.5014E+00$
 rel. contribution = 0.7140 %

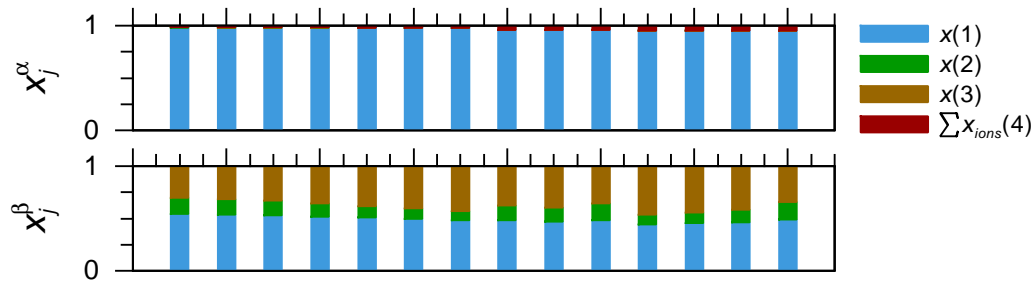
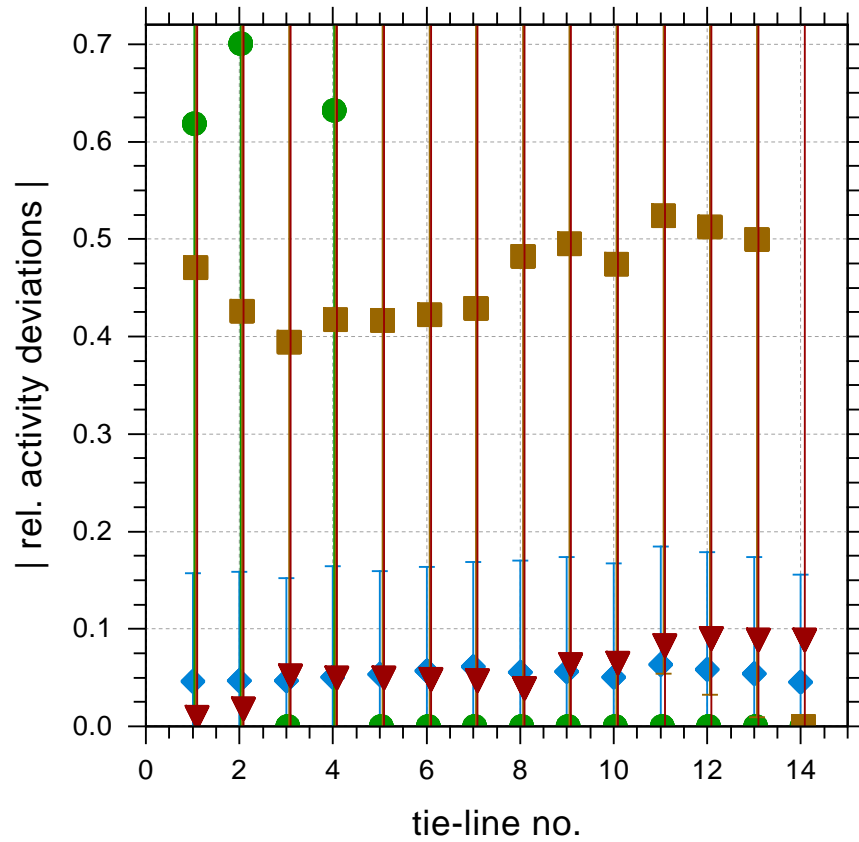
left y-axis:

Fig. S0097 (AIOMFAC_output_0426)

H₂O (1) + *tert*-Butanol (2) + 1-Butanol (3) + MgCl₂ (4)

Temperature: 313 K

- ◆ AIOMFAC water (1) activity, rel. deviations
- AIOMFAC organic (2) activity, rel. deviations
- AIOMFAC organic (3) activity, rel. deviations
- ▼ AIOMFAC IAP, rel. deviations comp.(4)



initial weighting of dataset:
 $w^{init}(0426) = 0.800$
dataset contribution to F_{obj} :
 $fval(0426) = 1.1783E+00$
rel. contribution = 0.5603 %

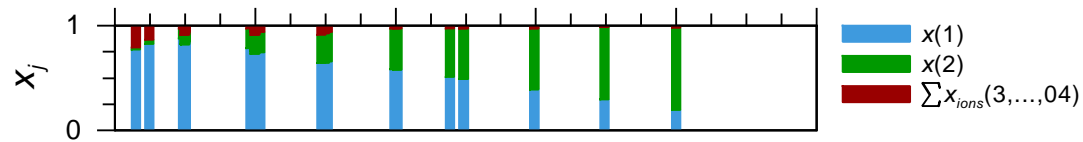
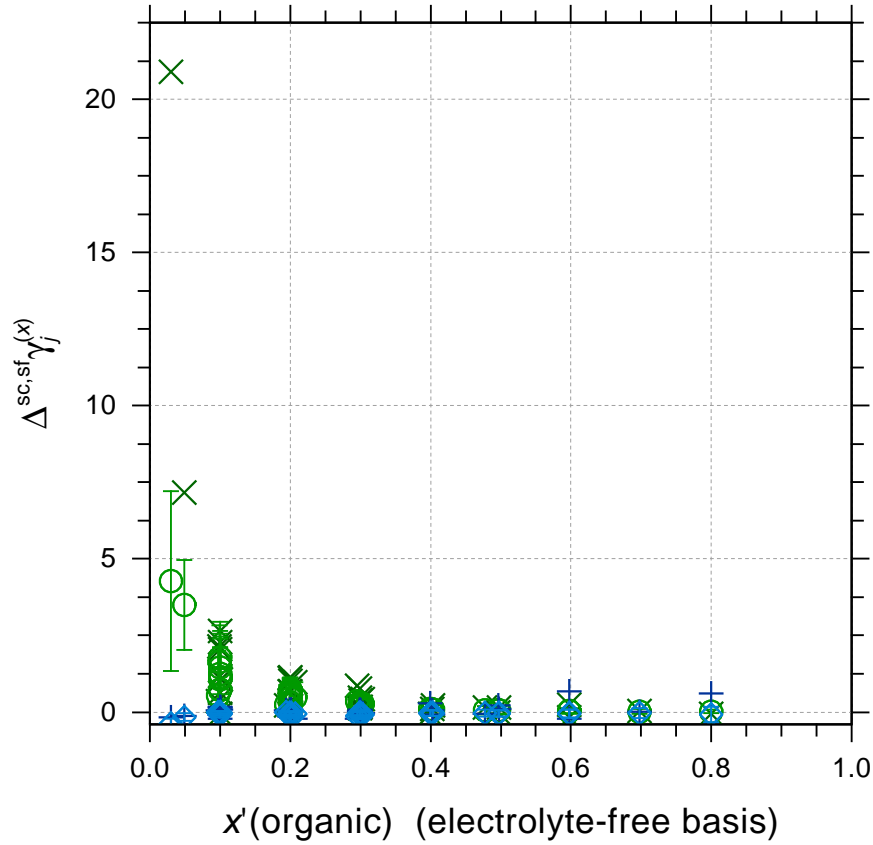
Fig. S0098 (AIOMFAC_output_0368)

H₂O (1) + 2-Propanol (2) + CaCl₂ (3) + MgCl₂ (4)

Temperature: 313 K

left y-axis:

- × MgCl₂+CaCl₂+2-Propanol+Water_VLE_Balaban (EXP, org.)
- AIOMFAC $\Delta^{sc, sf}_{org} \gamma_j^{(x)}$
- + MgCl₂+CaCl₂+2-Propanol+Water_VLE_Balaban (EXP, water)
- ◇ AIOMFAC $\Delta^{sc, sf}_{w} \gamma_j^{(x)}$



initial weighting of dataset:

$$w^{init}(0368) = 0.500$$

dataset contribution to F_{obj} :

$$fval(0368) = 2.5261E-01$$

rel. contribution = 0.1201 %

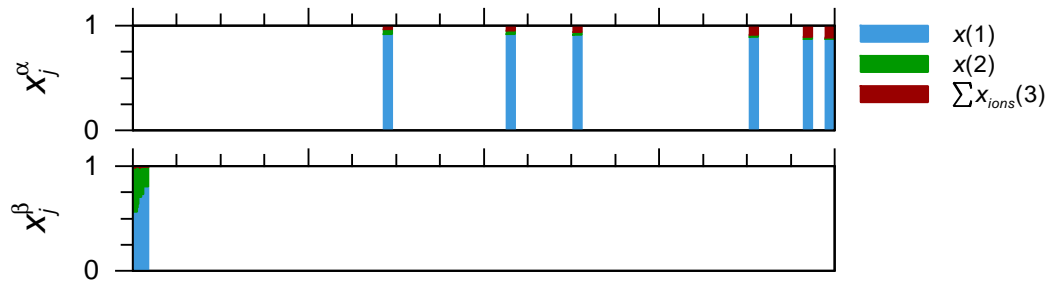
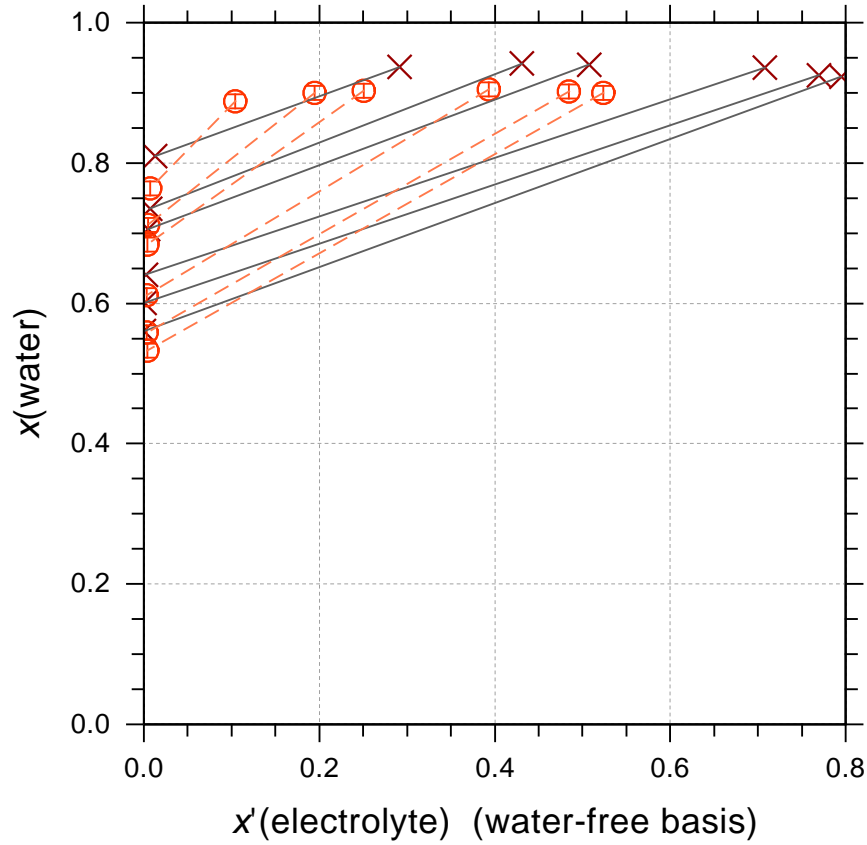
Fig. S0100 (AIOMFAC_output_0374)

H₂O (1) + 1-Propanol (2) + MgSO₄ (3)

Temperature: 298 K

left y-axis:

- × MgSO₄+1-Propanol+Water_LLE_Zafarani-Moattar
- AIOMFAC calc. LLE composition



initial weighting of dataset:
 $w^{init}(0374) = 1.000$
 dataset contribution to F_{obj} :
 $fval(0374) = 3.6255E-01$
 rel. contribution = 0.1724 %

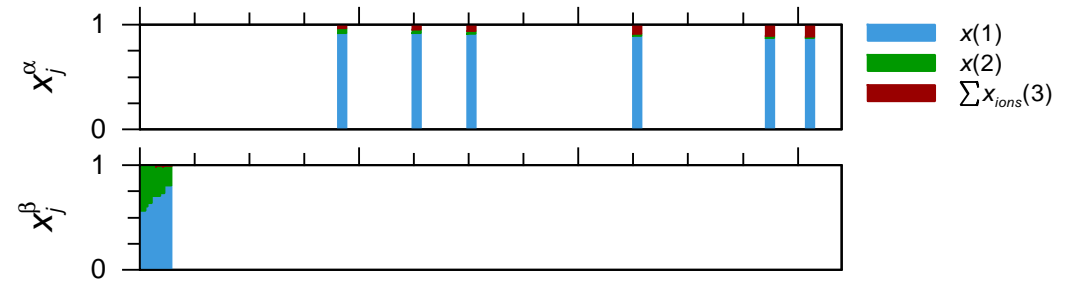
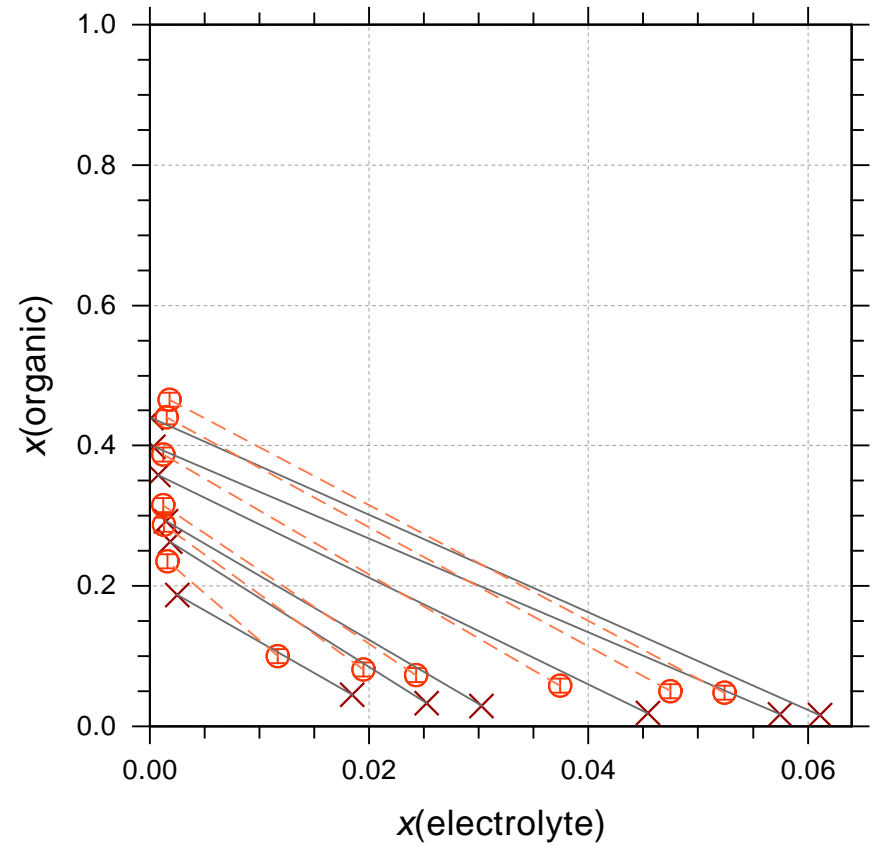
Fig. S0100a (AIOMFAC_output_0374)

H₂O (1) + 1-Propanol (2) + MgSO₄ (3)

Temperature: 298 K

left y-axis:

- × MgSO4+1-Propanol+Water_LLE_Zafarani-Moattar
- AIOMFAC calc. LLE composition



initial weighting of dataset:
 $w^{init}(0374) = 1.000$
 dataset contribution to F_{obj} :
 $fval(0374) = 3.6255E-01$
 rel. contribution = 0.1724 %

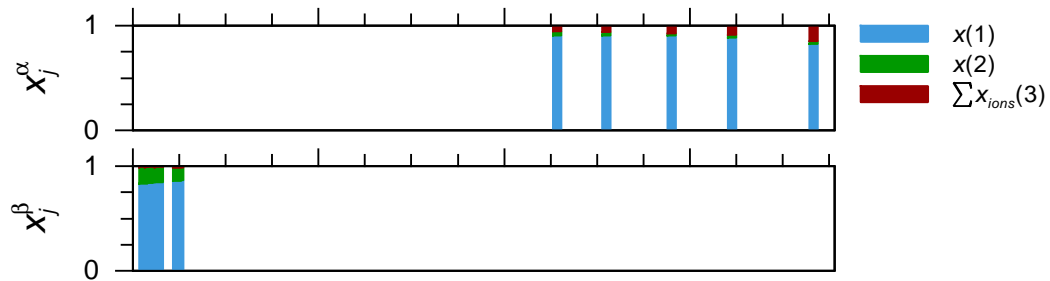
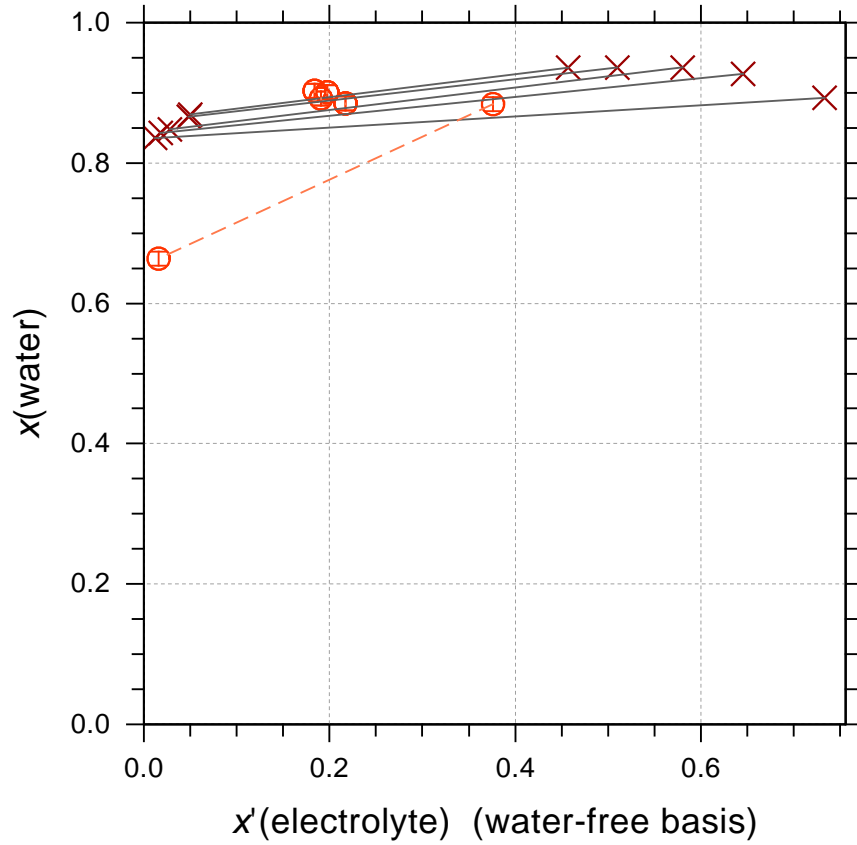
Fig. S0101 (AIOMFAC_output_0375)

H₂O (1) + 2-Propanol (2) + MgSO₄ (3)

Temperature: 298 K

left y-axis:

- × MgSO₄+2-Propanol+Water_LLE_Zafarani-Moattar
- AIOMFAC calc. LLE composition



initial weighting of dataset:
 $w^{init}(0375) = 0.500$
 dataset contribution to F_{obj} :
 $fval(0375) = 1.0556E+00$
 rel. contribution = 0.5020 %

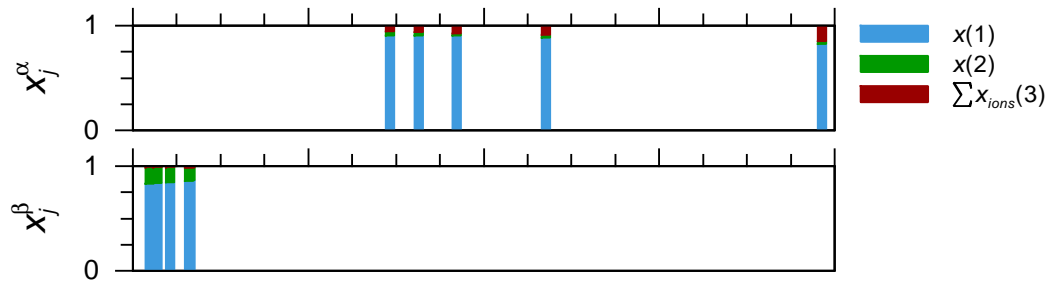
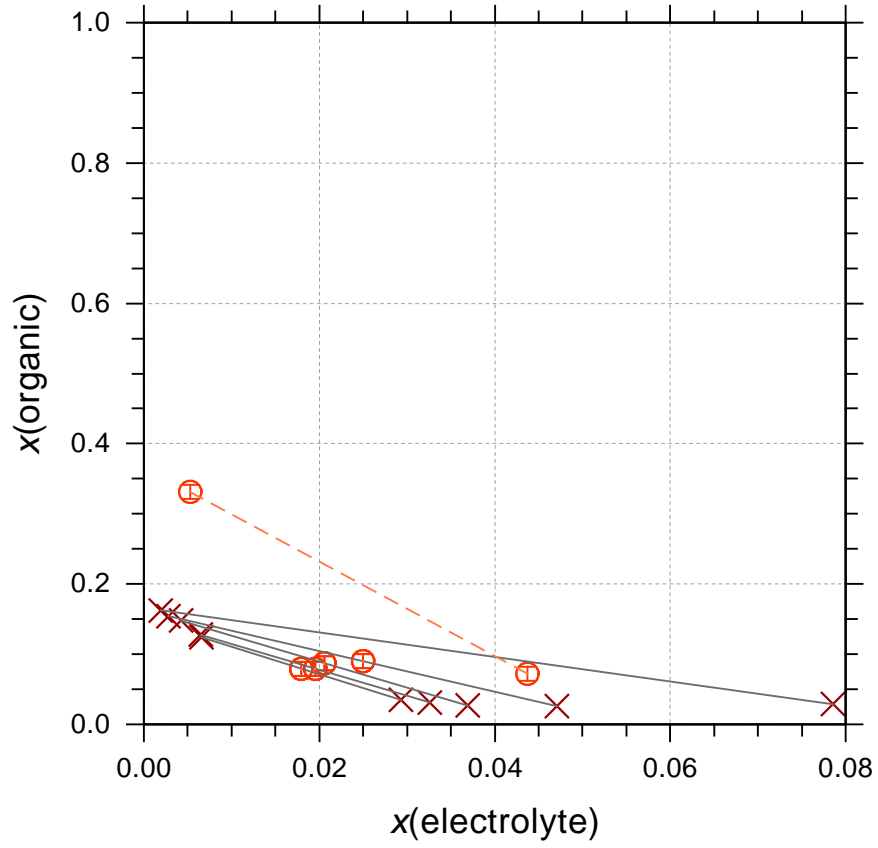
Fig. S0101a (AIOMFAC_output_0375)

H₂O (1) + 2-Propanol (2) + MgSO₄ (3)

Temperature: 298 K

left y-axis:

- × MgSO₄+2-Propanol+Water_LLE_Zafarani-Moattar
- AIOMFAC calc. LLE composition



initial weighting of dataset:
 $w^{init}(0375) = 0.500$
 dataset contribution to F_{obj} :
 $fval(0375) = 1.0556E+00$
 rel. contribution = 0.5020 %

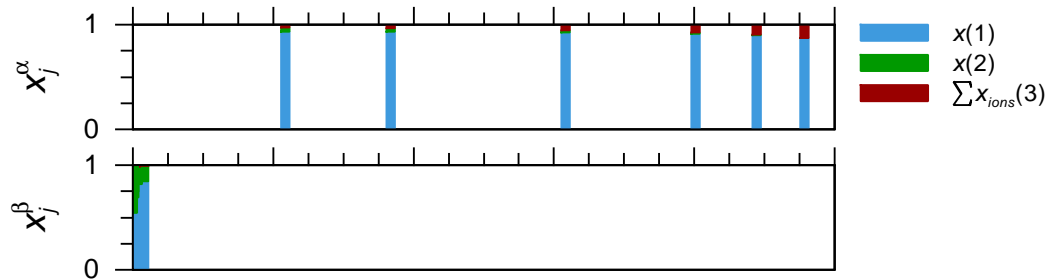
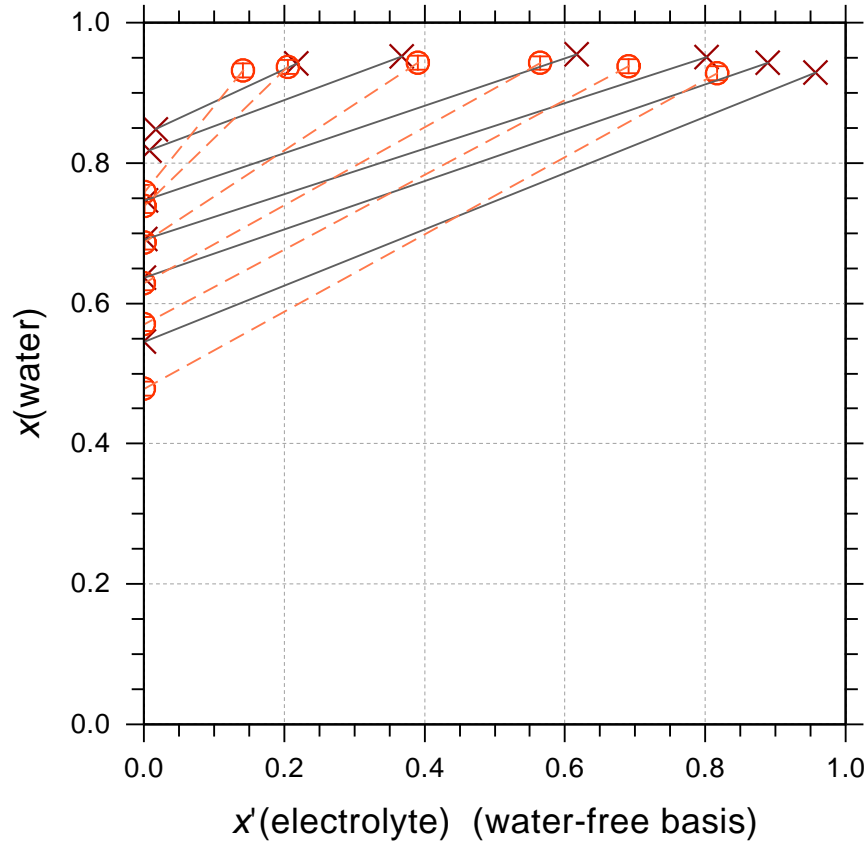
Fig. S0102 (AIOMFAC_output_0376)

H₂O (1) + *tert*-Butanol (2) + MgSO₄ (3)

Temperature: 298 K

left y-axis:

- × MgSO₄+*tert*-Butanol+Water_LLE_Zafarani-Moattar
- AIOMFAC calc. LLE composition



initial weighting of dataset:

$$w^{init}(0376) = 1.000$$

dataset contribution to F_{obj} :

$$fval(0376) = 2.0430E-01$$

$$\text{rel. contribution} = 0.0972 \%$$

Fig. S0102a (AIOMFAC_output_0376)

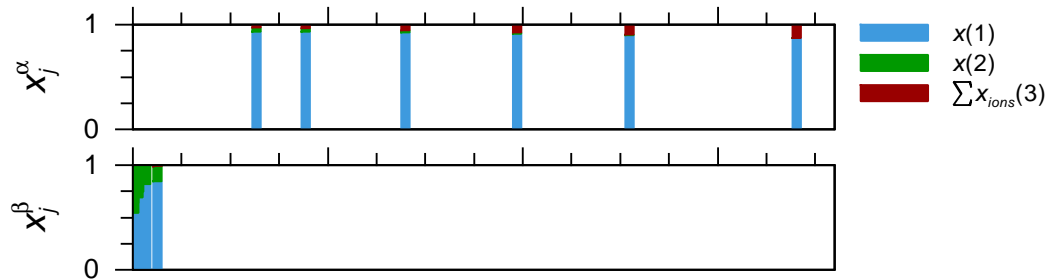
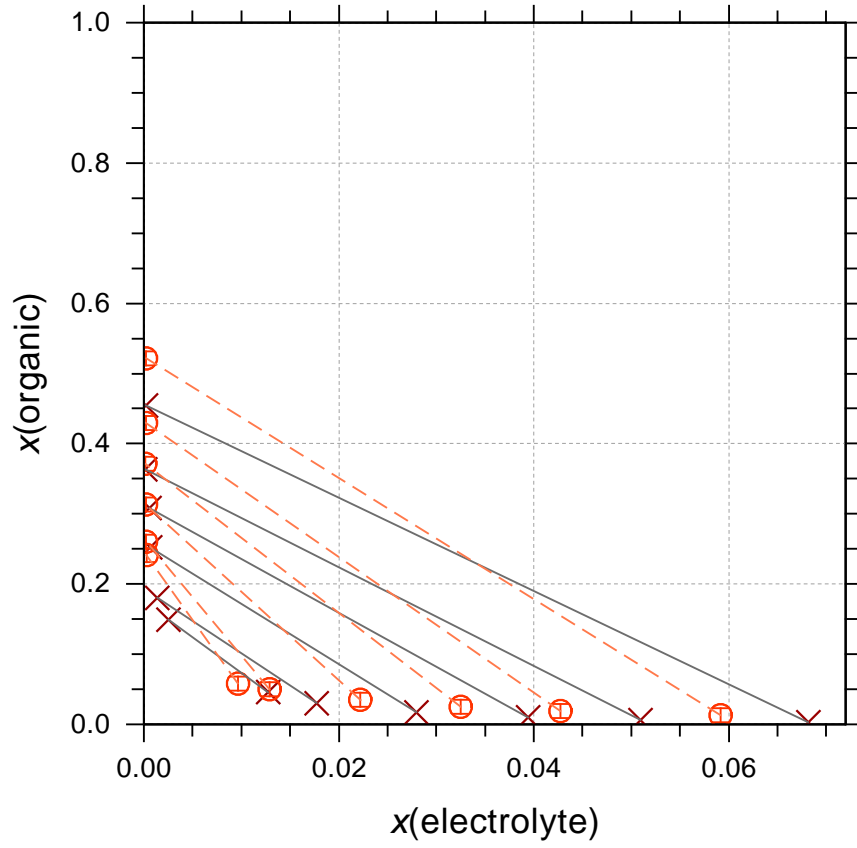
H₂O (1) + *tert*-Butanol (2) + MgSO₄ (3)

Temperature: 298 K

left y-axis:

× MgSO₄+*tert*-Butanol+Water_LLE_Zafarani-Moattar

○ AIOMFAC calc. LLE composition



initial weighting of dataset:

$w^{init}(0376) = 1.000$

dataset contribution to F_{obj} :

$fval(0376) = 2.0430E-01$

rel. contribution = 0.0972 %

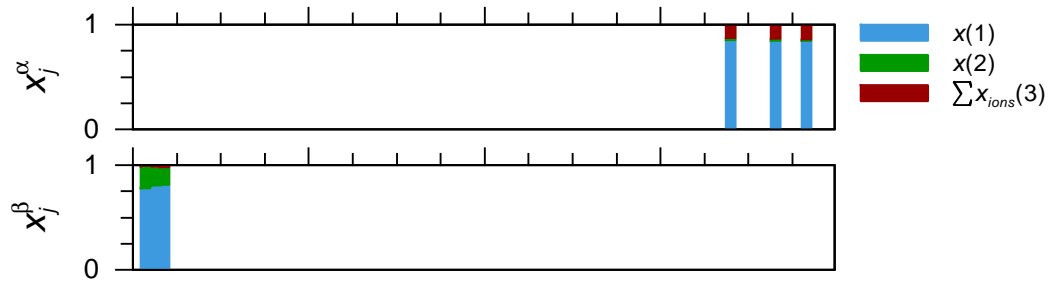
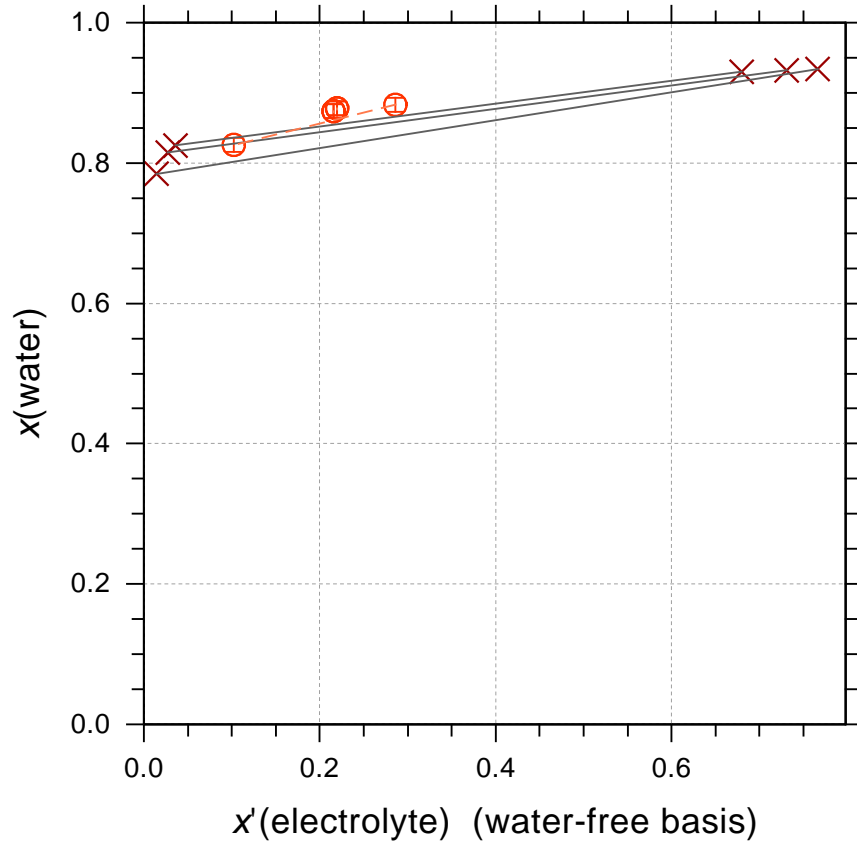
Fig. S0103 (AIOMFAC_output_1062)

H₂O (1) + Ethanol (2) + Na₂SO₄ (3)

Temperature: 298 K

left y-axis:

- × Na2SO4+Ethanol+Water_LLE_Greve
- AIOMFAC calc. LLE composition

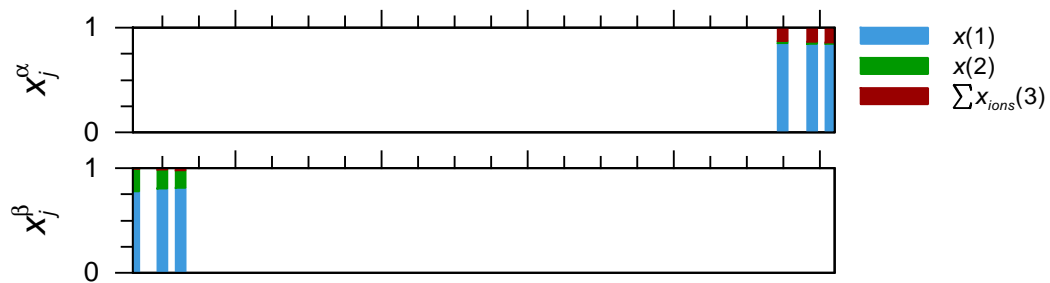
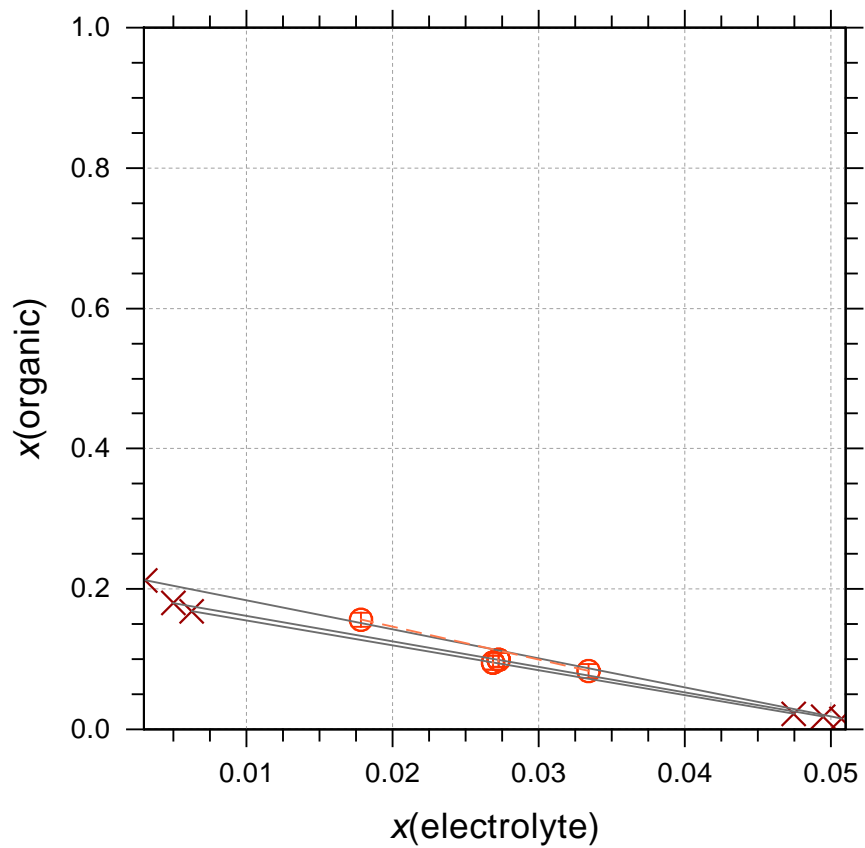


initial weighting of dataset:
 $w^{init}(1062) = 1.000$
 dataset contribution to F_{obj} :
 $fval(1062) = 5.0896E-01$
 rel. contribution = 0.2420 %

Fig. S0103a (AIOMFAC_output_1062)

H₂O (1) + Ethanol (2) + Na₂SO₄ (3)

Temperature: 298 K



left y-axis:

- × Na₂SO₄+Ethanol+Water_LLE_Greve
- AIOMFAC calc. LLE composition

initial weighting of dataset:
 $w^{init}(1062) = 1.000$
dataset contribution to F_{obj} :
 $fval(1062) = 5.0896E-01$
rel. contribution = 0.2420 %

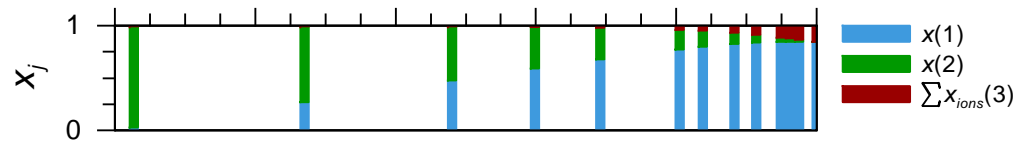
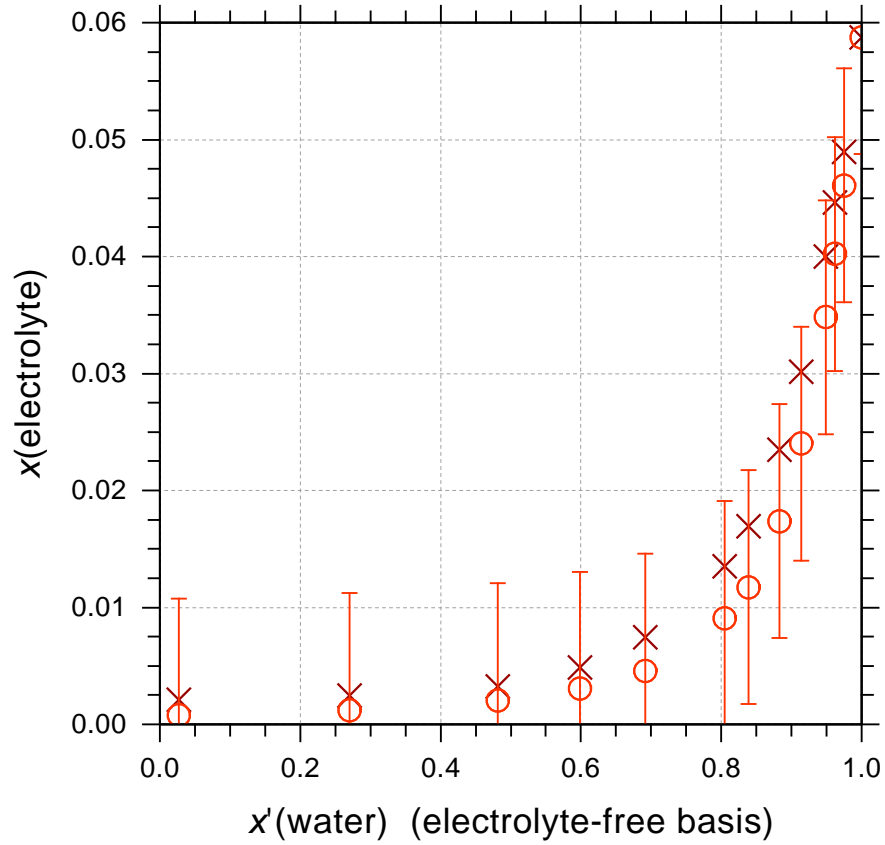
Fig. S0104 (AIOMFAC_output_0082)

H₂O (1) + 1,2-Ethanediol (2) + Na₂SO₄ (3)

Temperature: 308 K

left y-axis:

- × Na₂SO₄+Ethane-1,2-diol+Water_SLE_Vener
- AIOMFAC calc. SLE composition



initial weighting of dataset:
 $w^{init}(0082) = 0.800$
dataset contribution to F_{obj} :
 $fval(0082) = 1.3618E-01$
rel. contribution = 0.0648 %

Fig. S0105 (AIOMFAC_output_0083)

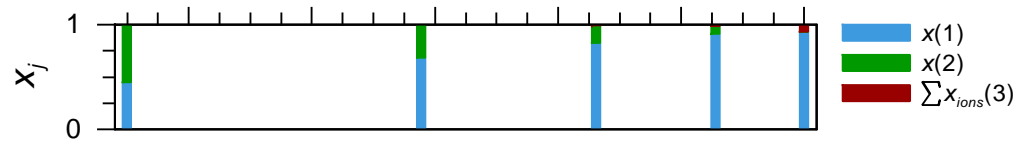
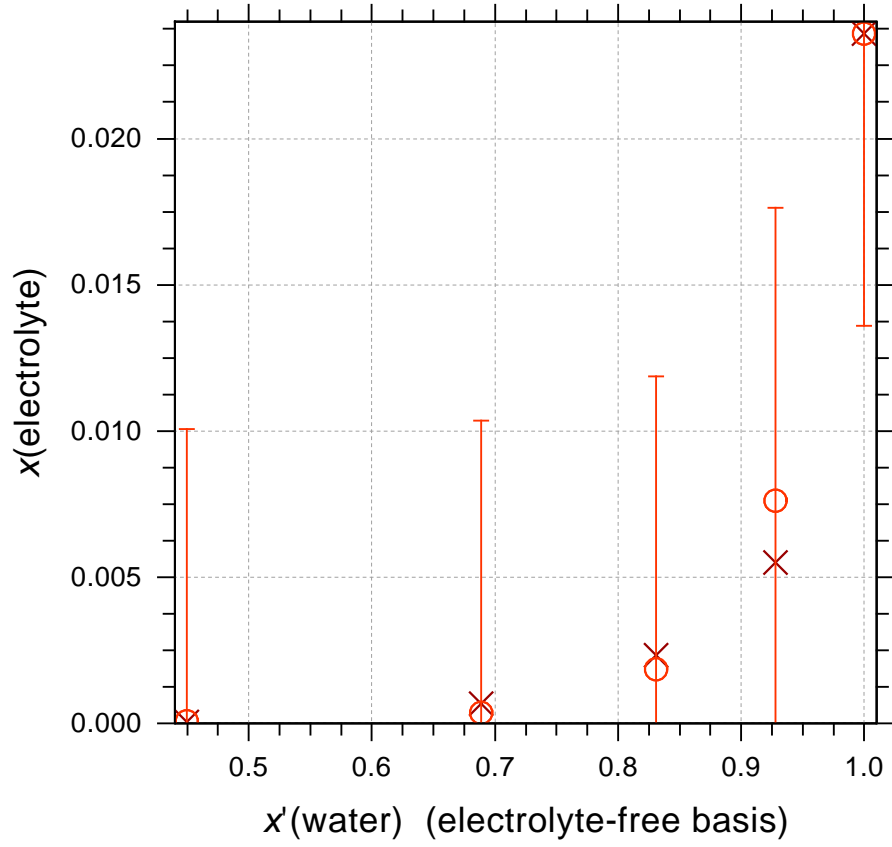
H₂O (1) + 1-Propanol (2) + Na₂SO₄ (3)

Temperature: 293 K

left y-axis:

× Na₂SO₄+1-Propanol+Water_SLE_Brenner

○ AIOMFAC calc. SLE composition



initial weighting of dataset:

$w^{init}(0083) = 1.000$

dataset contribution to F_{obj} :

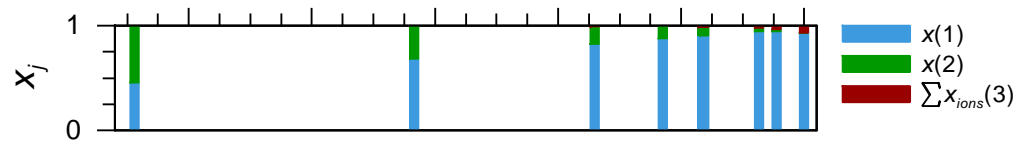
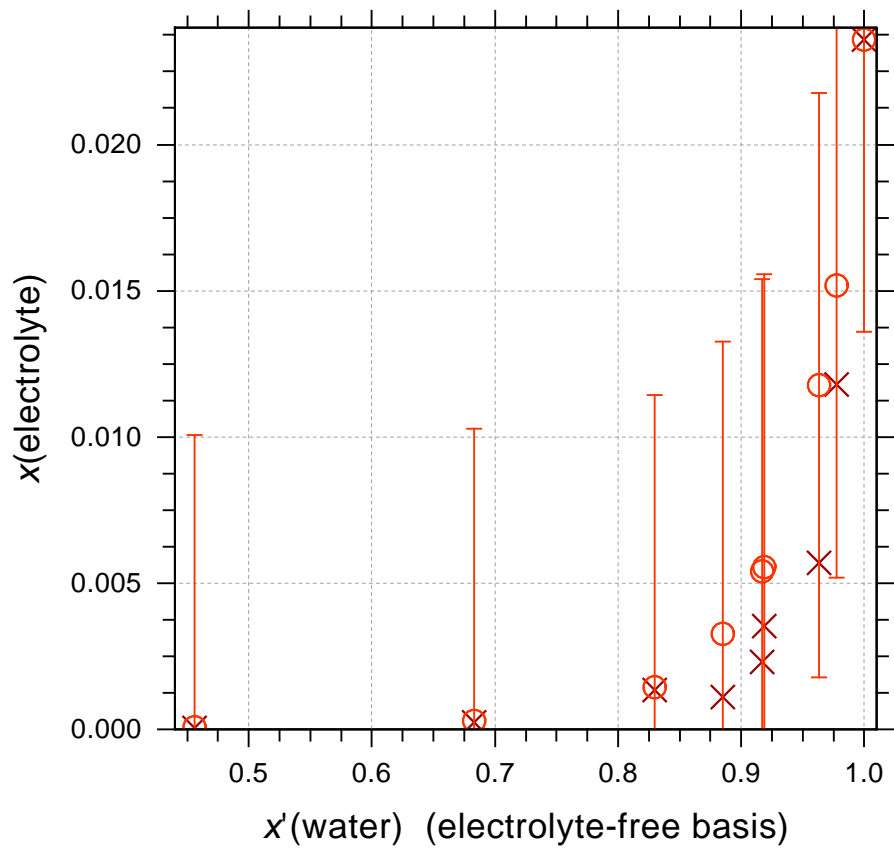
$fval(0083) = 2.1056E-02$

rel. contribution = 0.0100 %

Fig. S0106 (AIOMFAC_output_0084)

H₂O (1) + 2-Propanol (2) + Na₂SO₄ (3)

Temperature: 293 K



left y-axis:

- × Na₂SO₄+2-Propanol+Water_SLE_Brenner_293K
- AIOMFAC calc. SLE composition

initial weighting of dataset:
 $w^{init}(0084) = 1.000$
 dataset contribution to F_{obj} :
 $fval(0084) = 2.9763E-01$
 rel. contribution = 0.1415 %

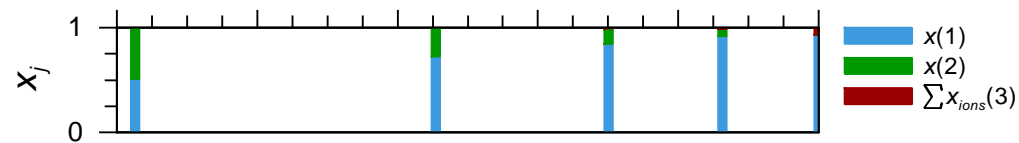
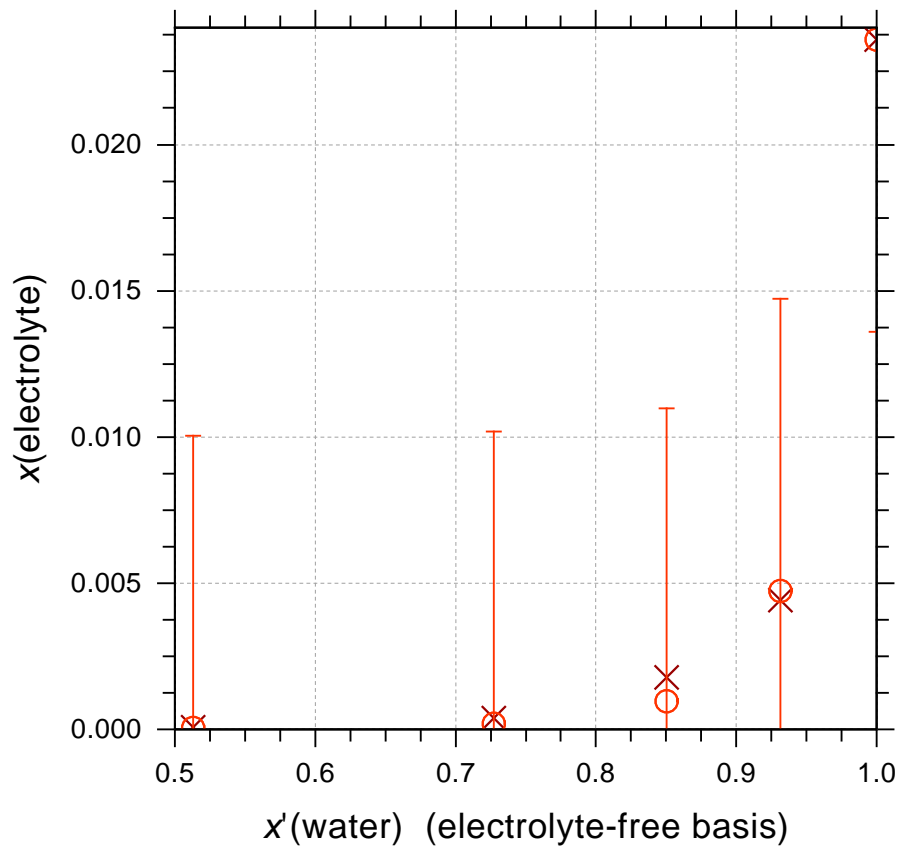
Fig. S0107 (AIOMFAC_output_0085)

H₂O (1) + *tert*-Butanol (2) + Na₂SO₄ (3)

Temperature: 293 K

left y-axis:

- × Na2SO4+tert-Butanol_SLE_Brenner
- AIOMFAC calc. SLE composition



initial weighting of dataset:
 $w^{init}(0085) = 1.000$
dataset contribution to F_{obj} :
 $fval(0085) = 5.5768E-03$
rel. contribution = 0.0027 %

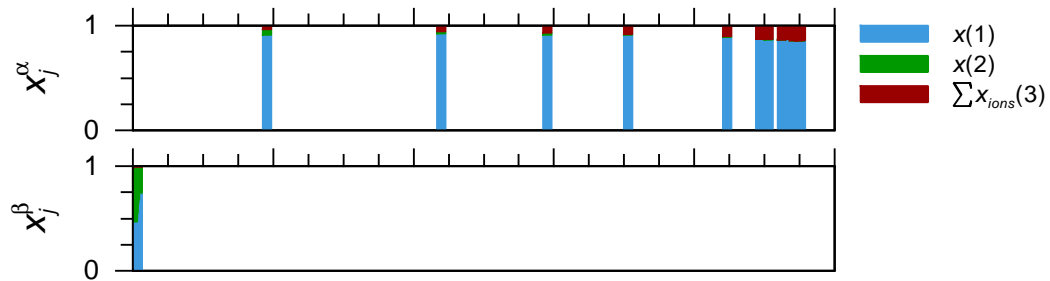
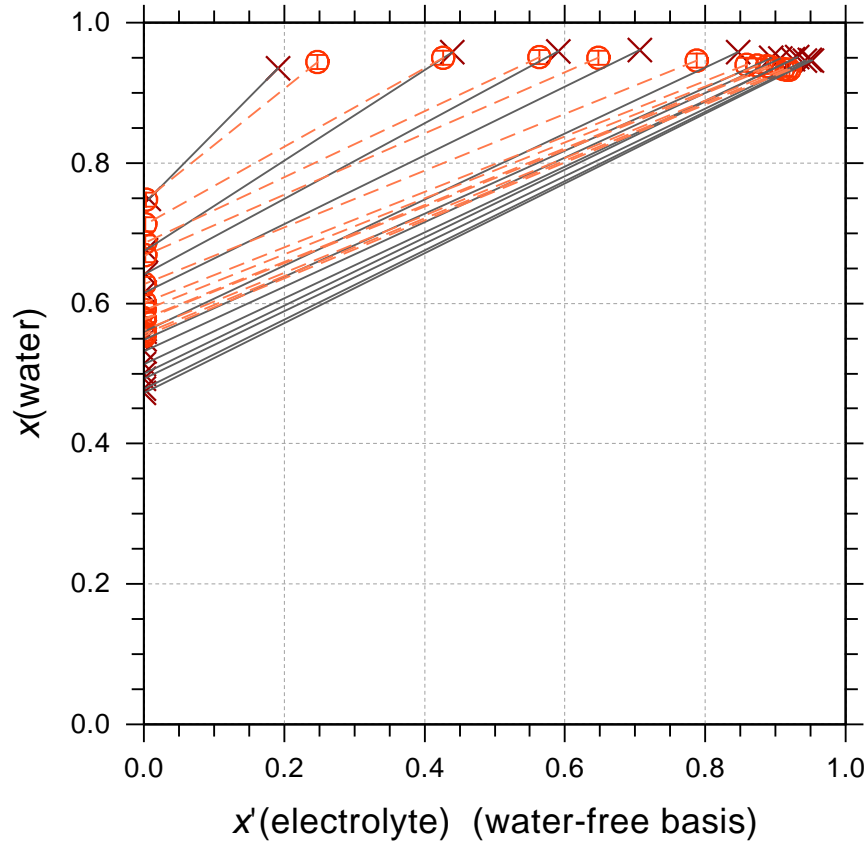
Fig. S0108 (AIOMFAC_output_0086)

H₂O (1) + 1-Propanol (2) + Na₂SO₄ (3)

Temperature range: 297 -- 353 K

left y-axis:

- × Na2SO4_1-PrOH_LLE_Brenner
- AIOMFAC calc. LLE composition



initial weighting of dataset:
 $w^{init}(0086) = 1.000$
 dataset contribution to F_{obj} :
 $fval(0086) = 3.1132E-01$
 rel. contribution = 0.1480 %

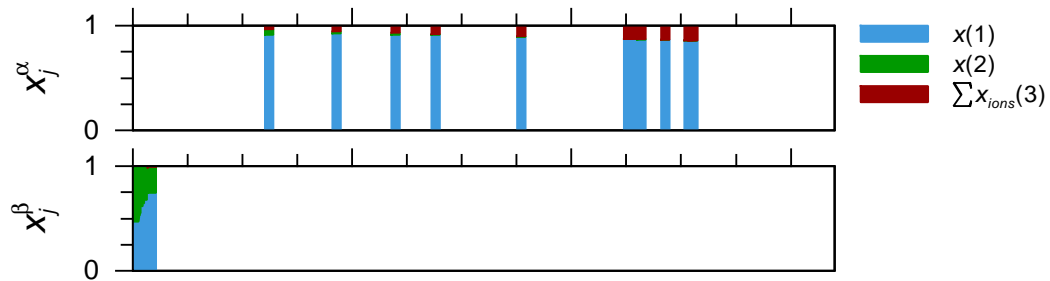
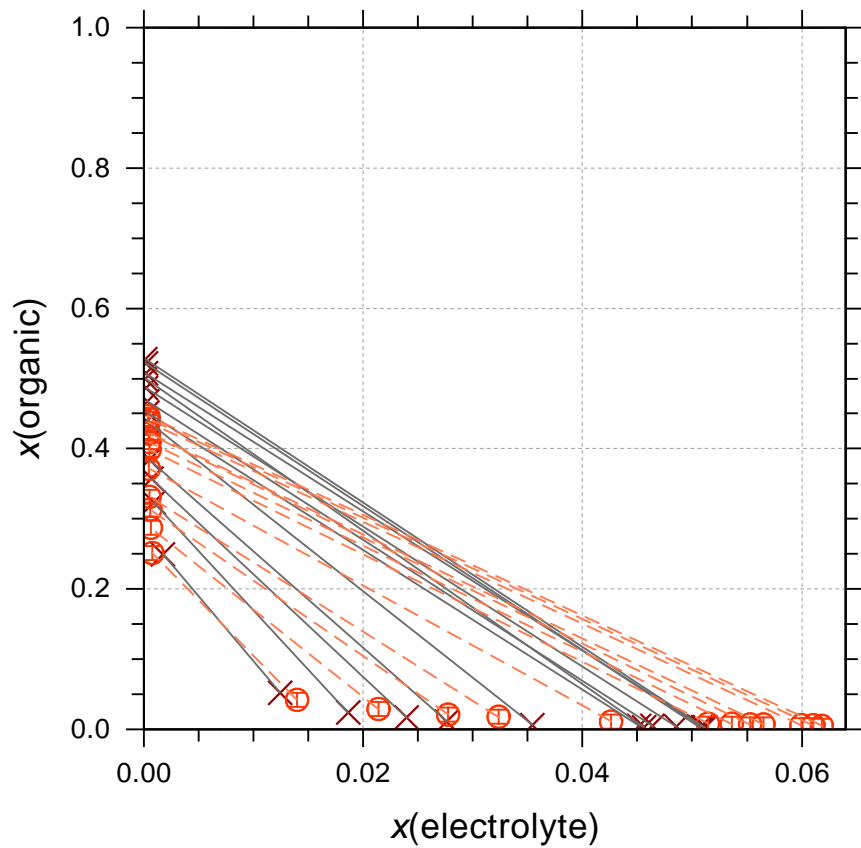
Fig. S0108a (AIOMFAC_output_0086)

H₂O (1) + 1-Propanol (2) + Na₂SO₄ (3)

Temperature range: 297 -- 353 K

left y-axis:

- × Na2SO4_1-PrOH_LLE_Brenner
- AIOMFAC calc. LLE composition



initial weighting of dataset:
 $w^{init}(0086) = 1.000$
 dataset contribution to F_{obj} :
 $fval(0086) = 3.1132E-01$
 rel. contribution = 0.1480 %

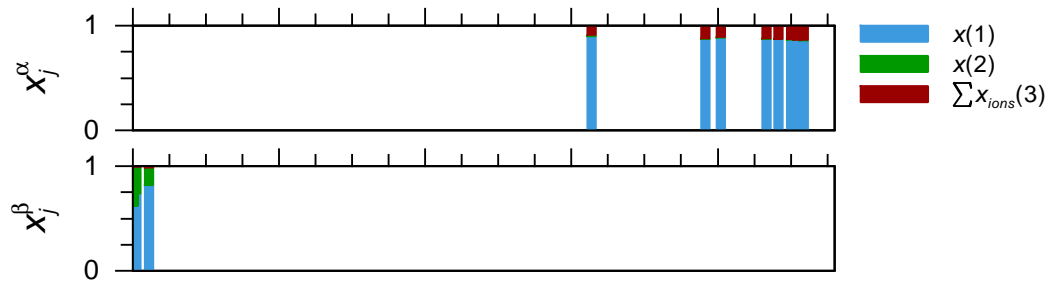
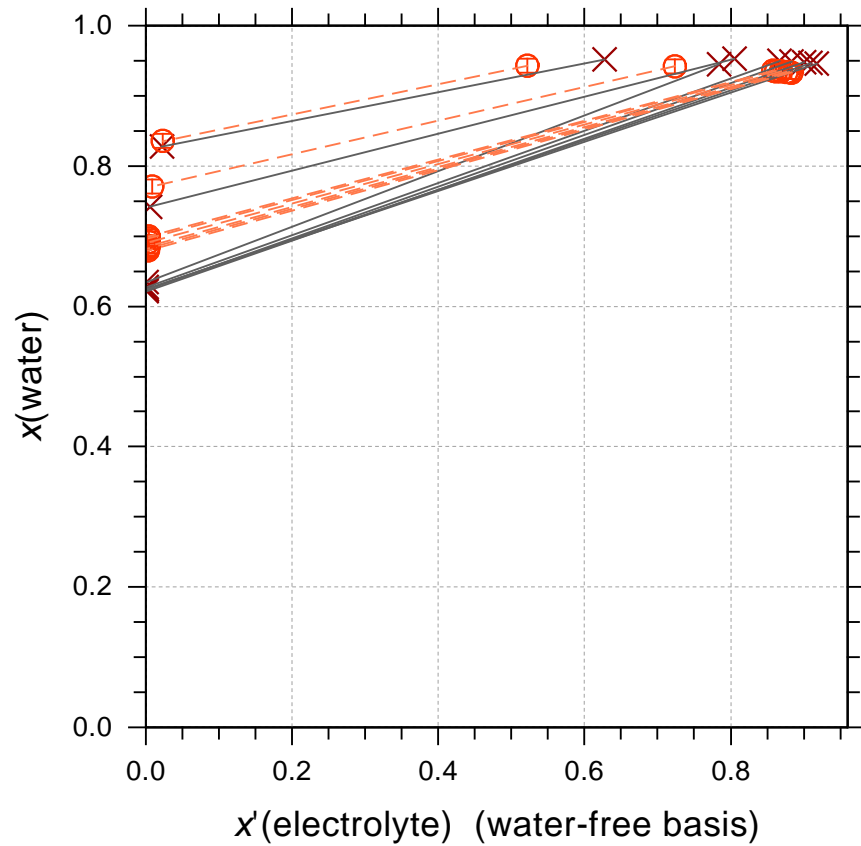
Fig. S0109 (AIOMFAC_output_0087)

H₂O (1) + 2-Propanol (2) + Na₂SO₄ (3)

Temperature range: 302 -- 353 K

left y-axis:

- × Na2SO4_2-PrOH_LLE_Brenner
- AIOMFAC calc. LLE composition



initial weighting of dataset:
 $w^{init}(0087) = 1.000$
 dataset contribution to F_{obj} :
 $fval(0087) = 3.3614E-01$
 rel. contribution = 0.1598 %

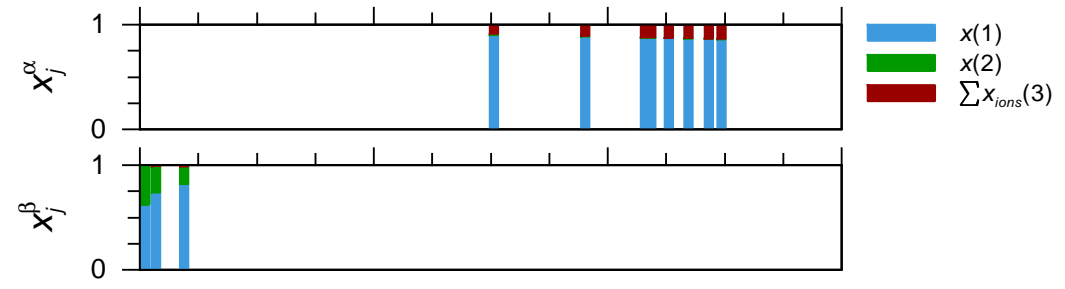
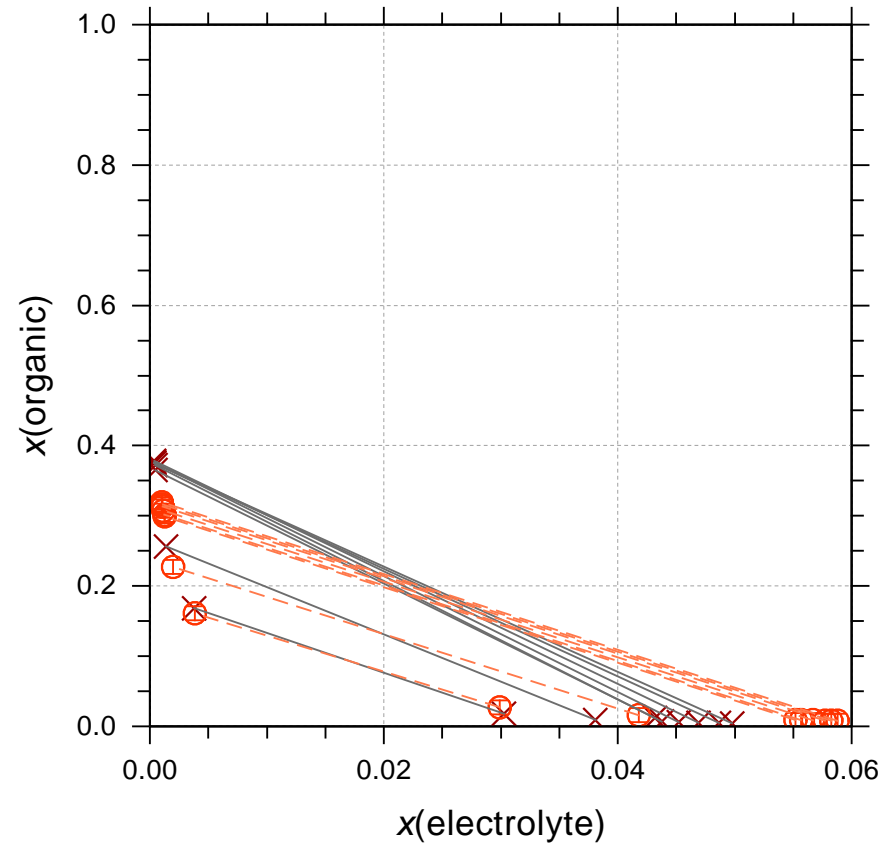
Fig. S0109a (AIOMFAC_output_0087)

H₂O (1) + 2-Propanol (2) + Na₂SO₄ (3)

Temperature range: 302 -- 353 K

left y-axis:

- × Na2SO4_2-PrOH_LLE_Brenner
- AIOMFAC calc. LLE composition



initial weighting of dataset:
 $w^{init}(0087) = 1.000$
 dataset contribution to F_{obj} :
 $fval(0087) = 3.3614E-01$
 rel. contribution = 0.1598 %

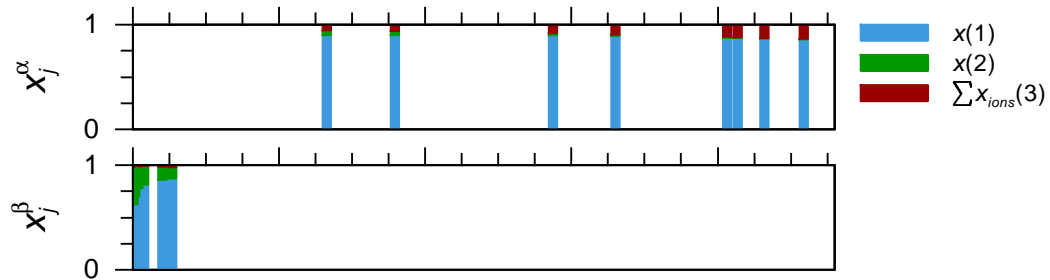
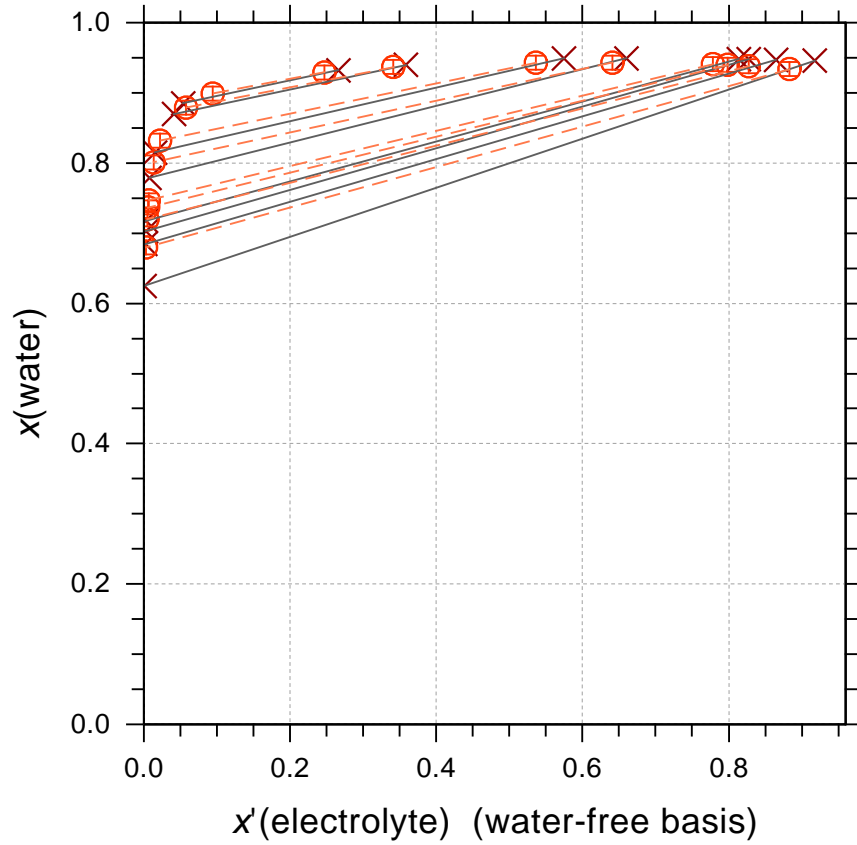
Fig. S0110 (AIOMFAC_output_0088)

H₂O (1) + 2-Propanol (2) + Na₂SO₄ (3)

Temperature: 308 K

left y-axis:

- × Na2SO4_2-ProOH_LLE_Lynn
- AIOMFAC calc. LLE composition



initial weighting of dataset:

$$w^{init}(0088) = 1.000$$

dataset contribution to F_{obj} :

$$fval(0088) = 1.4222E-01$$

rel. contribution = 0.0676 %

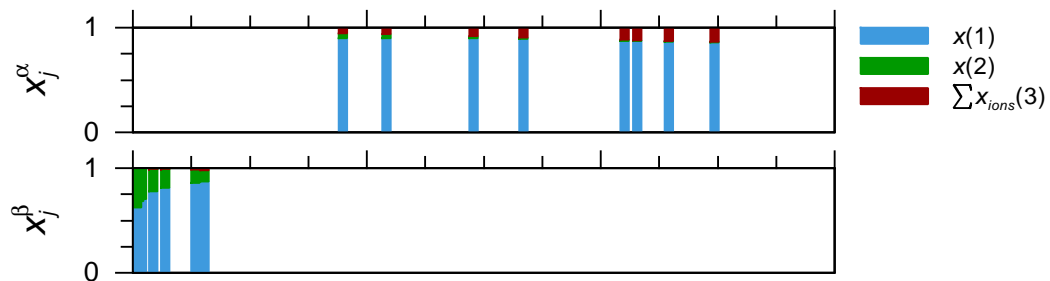
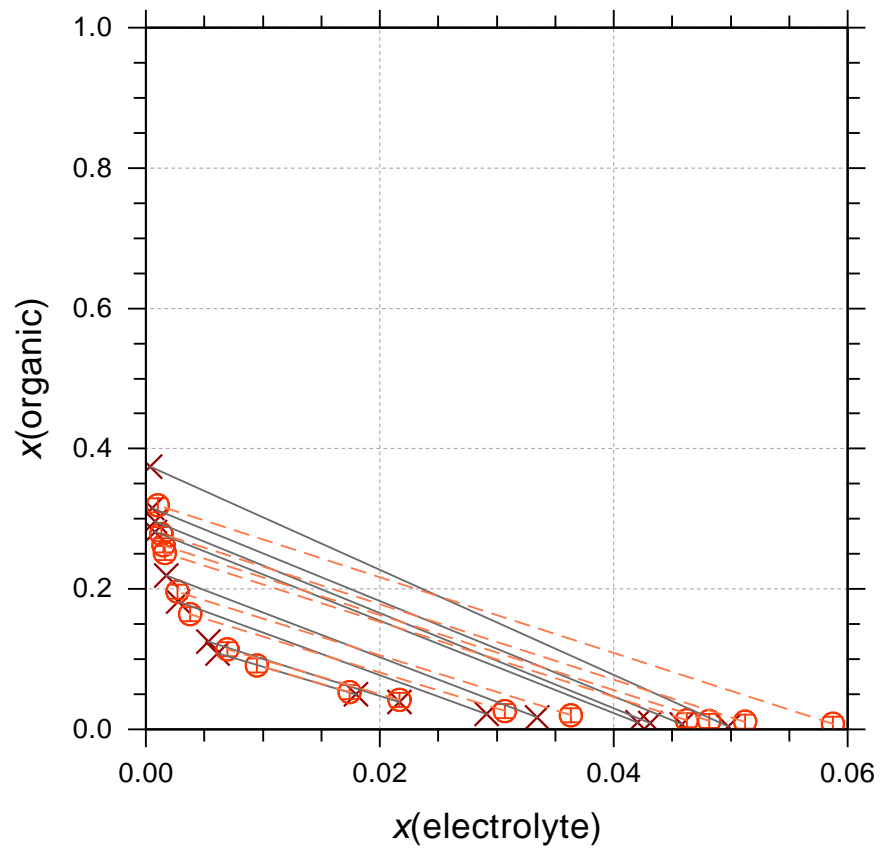
Fig. S0110a (AIOMFAC_output_0088)

H₂O (1) + 2-Propanol (2) + Na₂SO₄ (3)

Temperature: 308 K

left y-axis:

- × Na2SO4_2-ProOH_LLE_Lynn
- AIOMFAC calc. LLE composition



initial weighting of dataset:
 $w^{init}(0088) = 1.000$
 dataset contribution to F_{obj} :
 $fval(0088) = 1.4222E-01$
 rel. contribution = 0.0676 %

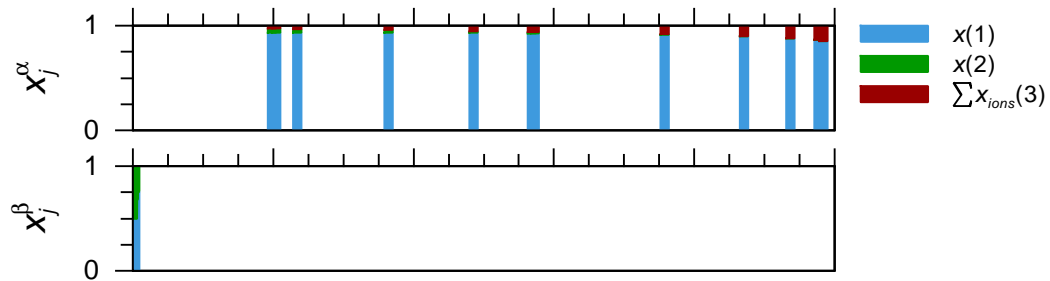
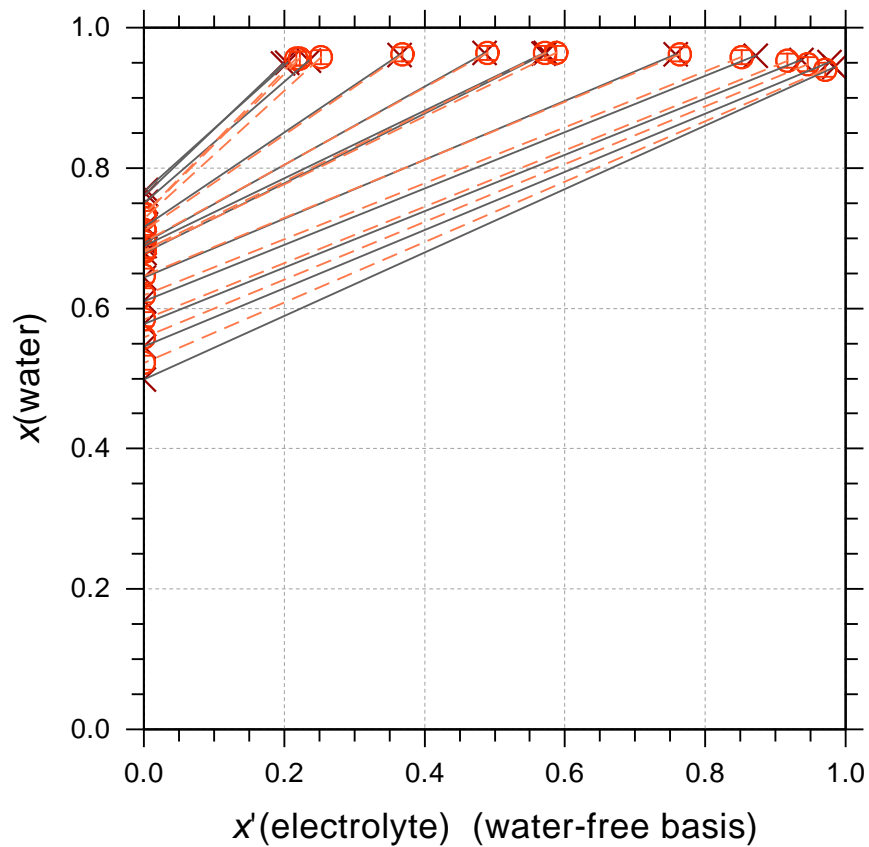
Fig. S0111 (AIOMFAC_output_0089)

H₂O (1) + *tert*-Butanol (2) + Na₂SO₄ (3)

Temperature: 308 K

left y-axis:

- × Na2SO4_tert-BuOH_LLE_Lynn
- AIOMFAC calc. LLE composition



initial weighting of dataset:
 $w^{init}(0089) = 1.000$
 dataset contribution to F_{obj} :
 $fval(0089) = 1.9553E-02$
 rel. contribution = 0.0093 %

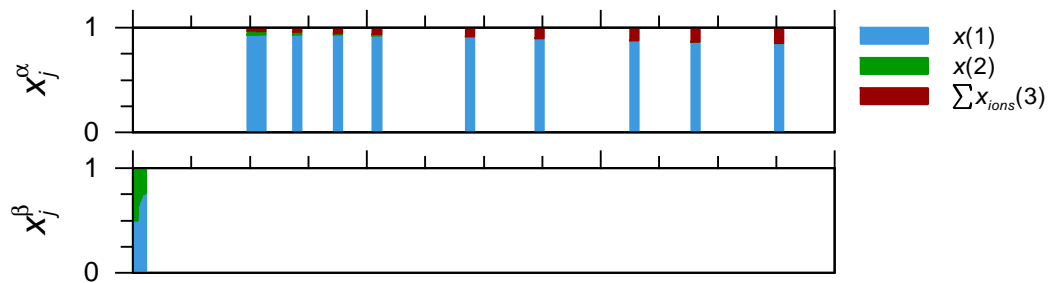
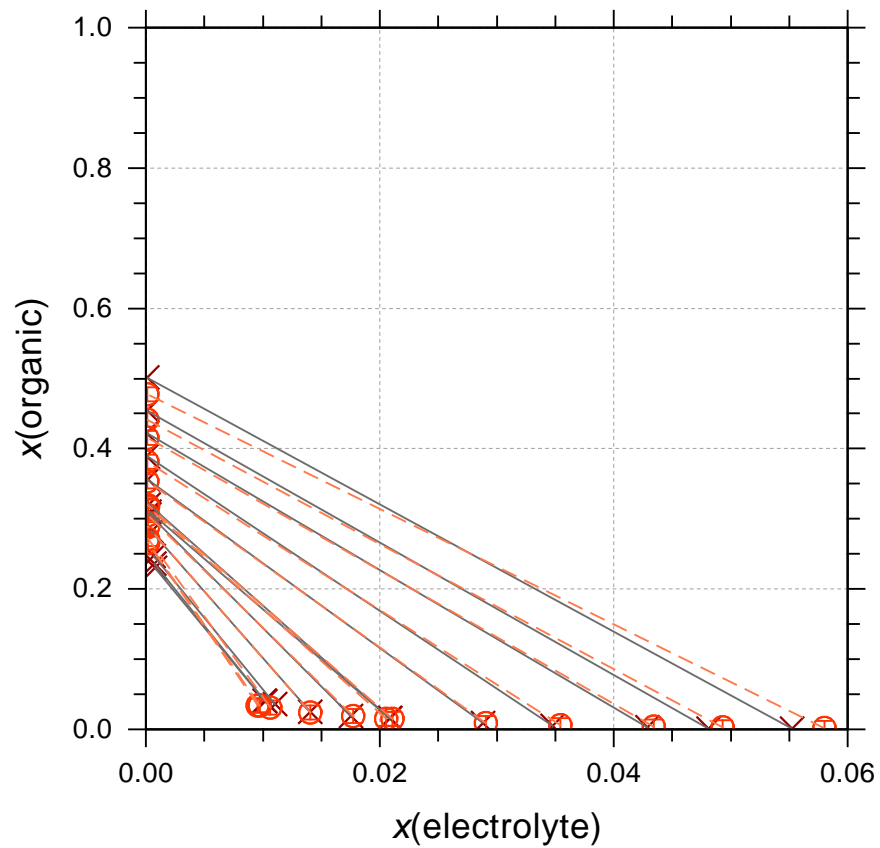
Fig. S0111a (AIOMFAC_output_0089)

H₂O (1) + *tert*-Butanol (2) + Na₂SO₄ (3)

Temperature: 308 K

left y-axis:

- × Na2SO4_tert-BuOH_LLE_Lynn
- AIOMFAC calc. LLE composition

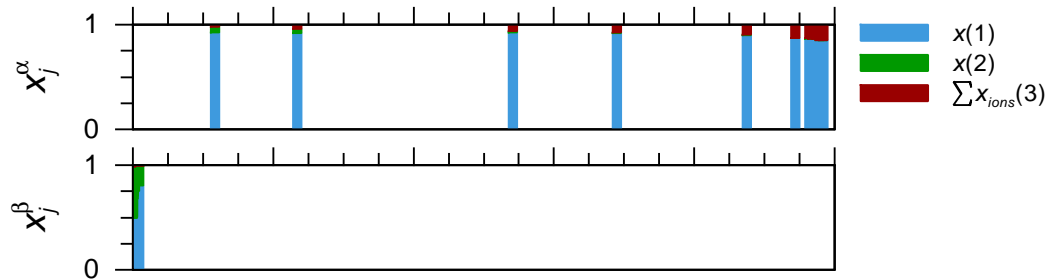
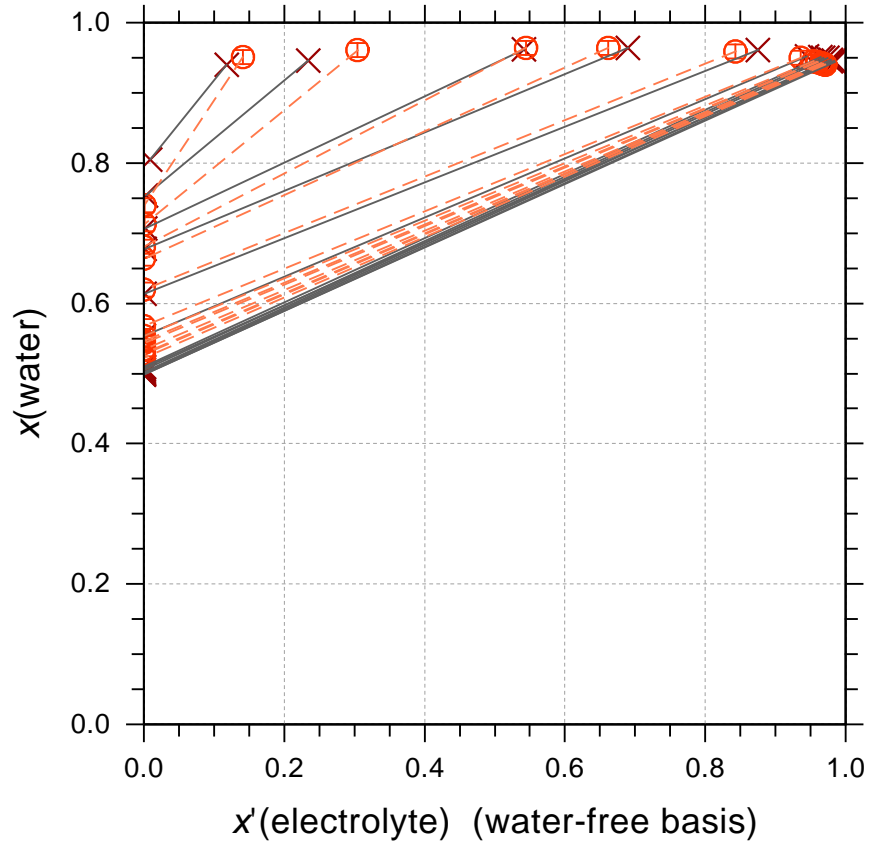


initial weighting of dataset:
 $w^{init}(0089) = 1.000$
 dataset contribution to F_{obj} :
 $fval(0089) = 1.9553E-02$
 rel. contribution = 0.0093 %

Fig. S0112 (AIOMFAC_output_0090)

H₂O (1) + *tert*-Butanol (2) + Na₂SO₄ (3)

Temperature range: 296 -- 353 K



initial weighting of dataset:

$$w^{init}(0090) = 0.100$$

dataset contribution to F_{obj} :

$$fval(0090) = 4.7609E-03$$

rel. contribution = 0.0023 %

Fig. S0112a (AIOMFAC_output_0090)

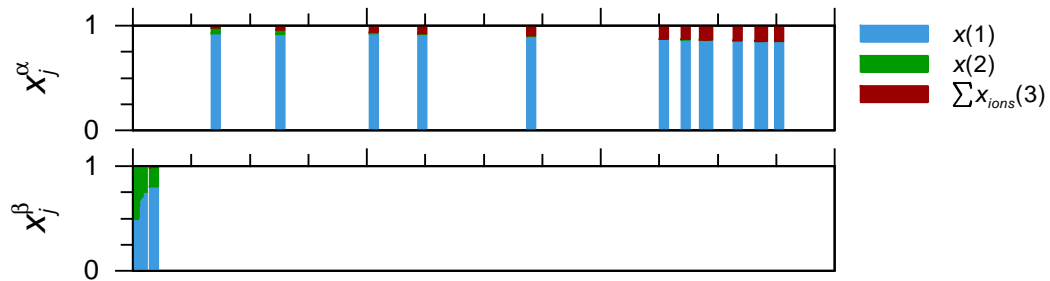
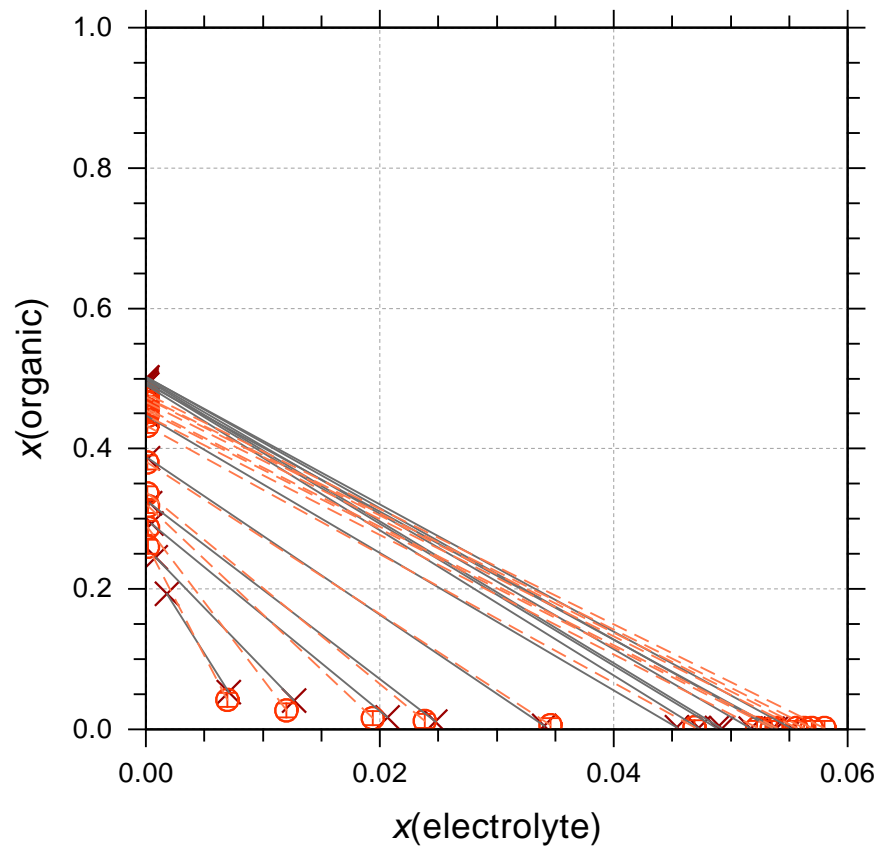
H₂O (1) + *tert*-Butanol (2) + Na₂SO₄ (3)

Temperature range: 296 -- 353 K

left y-axis:

× Na2SO4_tert-BuOH_LLE_Brenner

○ AIOMFAC calc. LLE composition



initial weighting of dataset:
 $w^{\text{init}}(0090) = 0.100$
dataset contribution to F_{obj} :
 $f_{\text{val}}(0090) = 4.7609\text{E-}03$
rel. contribution = 0.0023 %

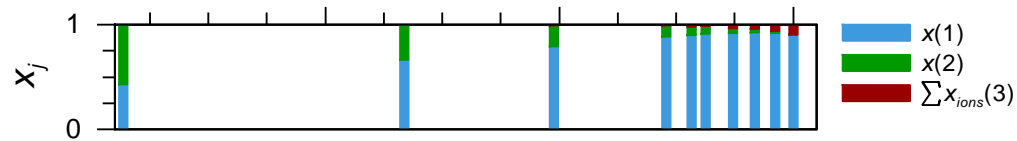
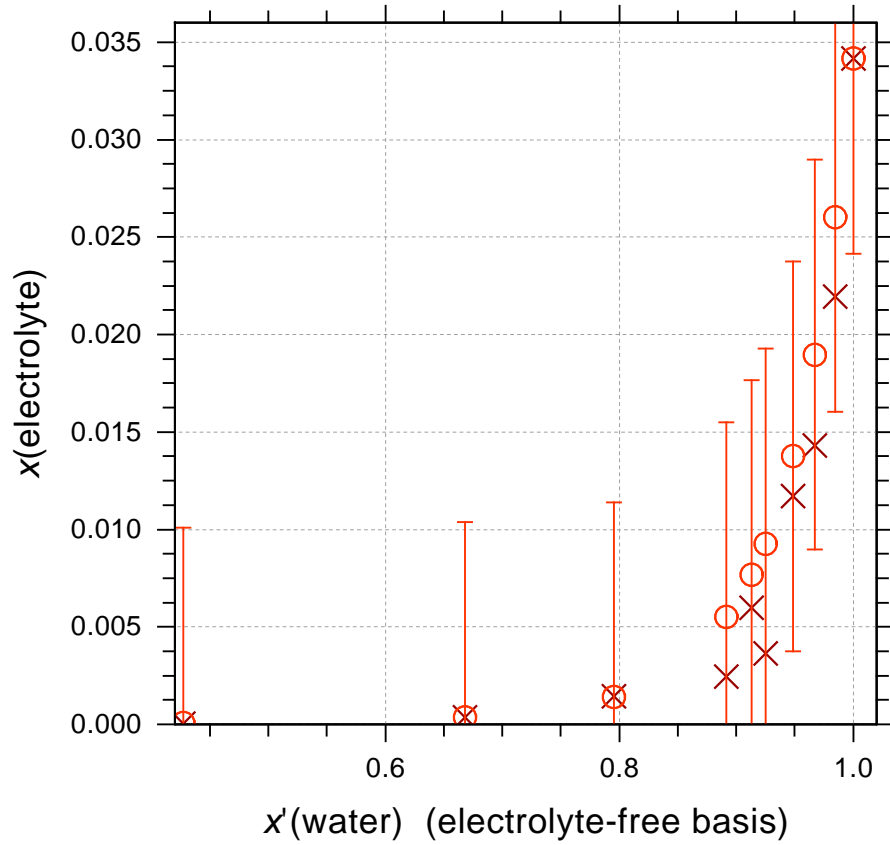
Fig. S0113 (AIOMFAC_output_0110)

H₂O (1) + 2-Propanol (2) + Na₂SO₄ (3)

Temperature: 298 K

left y-axis:

- × Na₂SO₄+2-Propanol+Water_SLE_Brenner_298K
- AIOMFAC calc. SLE composition



initial weighting of dataset:
 $w^{init}(0110) = 1.000$
 dataset contribution to F_{obj} :
 $fval(0110) = 3.0319E-01$
 rel. contribution = 0.1442 %

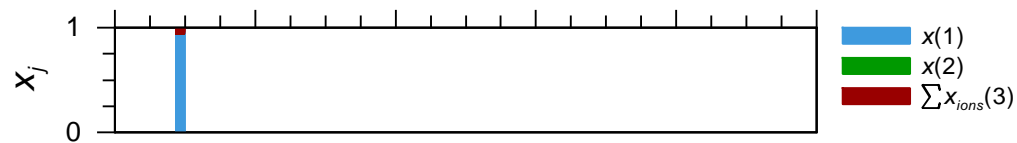
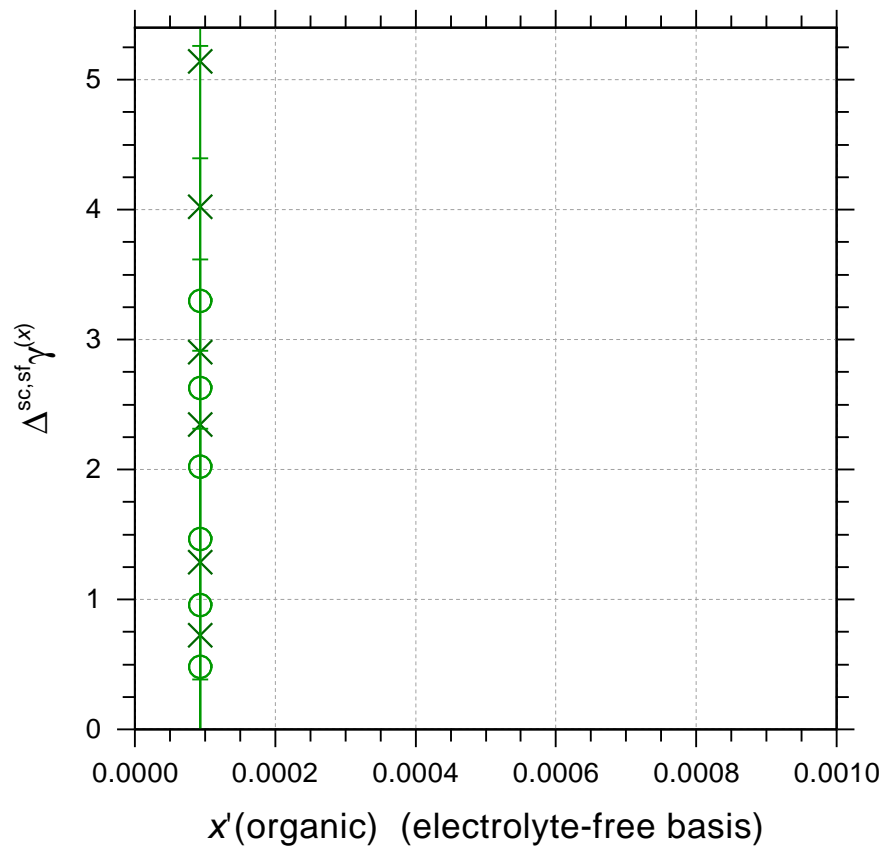
Fig. S0114 (AIOMFAC_output_0979)

H₂O (1) + Ethanol (2) + Na₂SO₄ (3)

Temperature: 313 K

left y-axis:

- × Na2SO4+Ethanol+Water_VLE_Falabella (EXP, org.)
- AIOMFAC $\Delta_{org}^{sc,sl,(x)}$



initial weighting of dataset:
 $w^{init}(0979) = 0.100$
 dataset contribution to F_{obj} :
 $fval(0979) = 1.3096E-02$
 rel. contribution = 0.0062 %

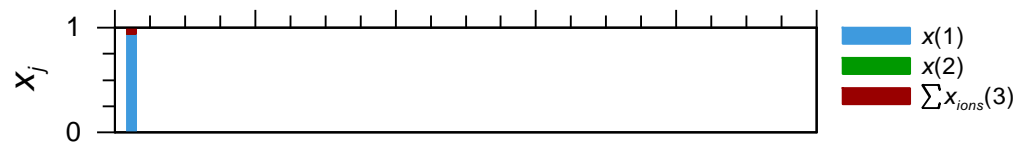
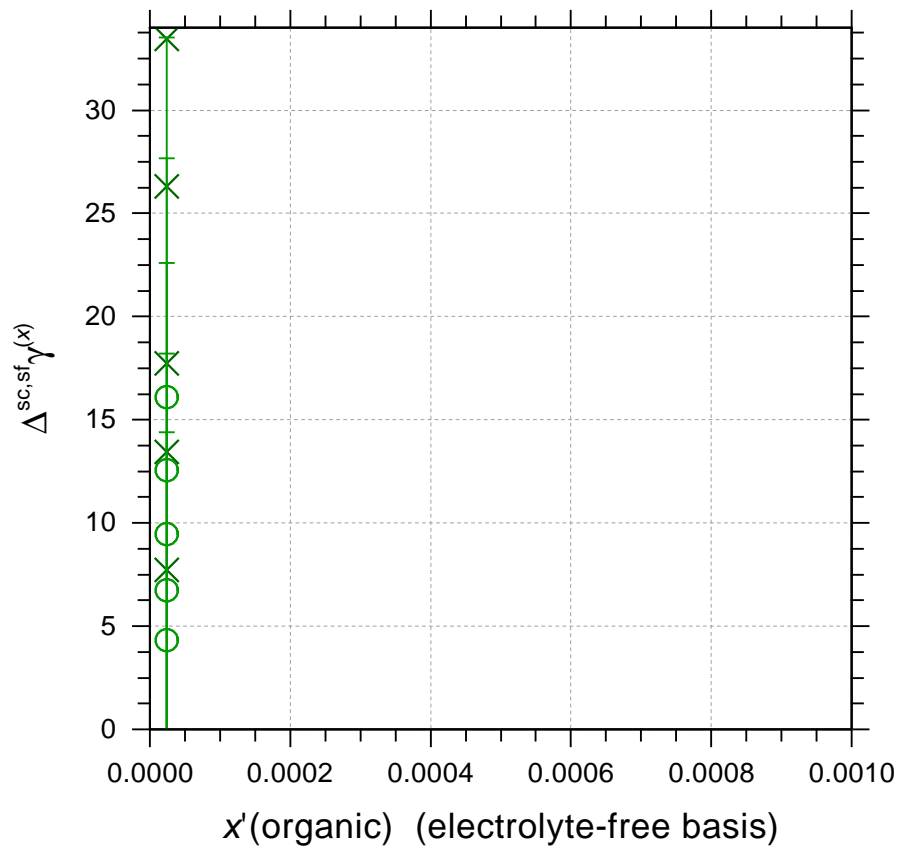
Fig. S0115 (AIOMFAC_output_0980)

H₂O (1) + 1-Propanol (2) + Na₂SO₄ (3)

Temperature: 313 K

left y-axis:

- × Na2SO4+1-Propanol+Water_VLE_Falabella (EXP, org.)
- AIOMFAC $\Delta_{org}^{sc,sl}(x)$



initial weighting of dataset:
 $w^{init}(0980) = 0.100$
 dataset contribution to F_{obj} :
 $fval(0980) = 3.8349E-02$
 rel. contribution = 0.0182 %

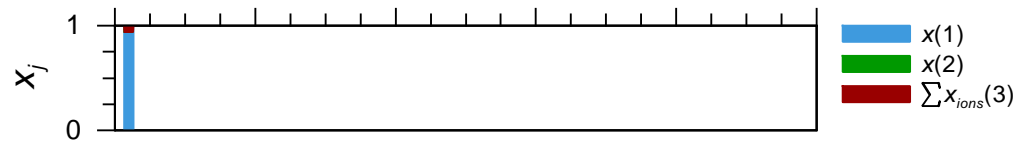
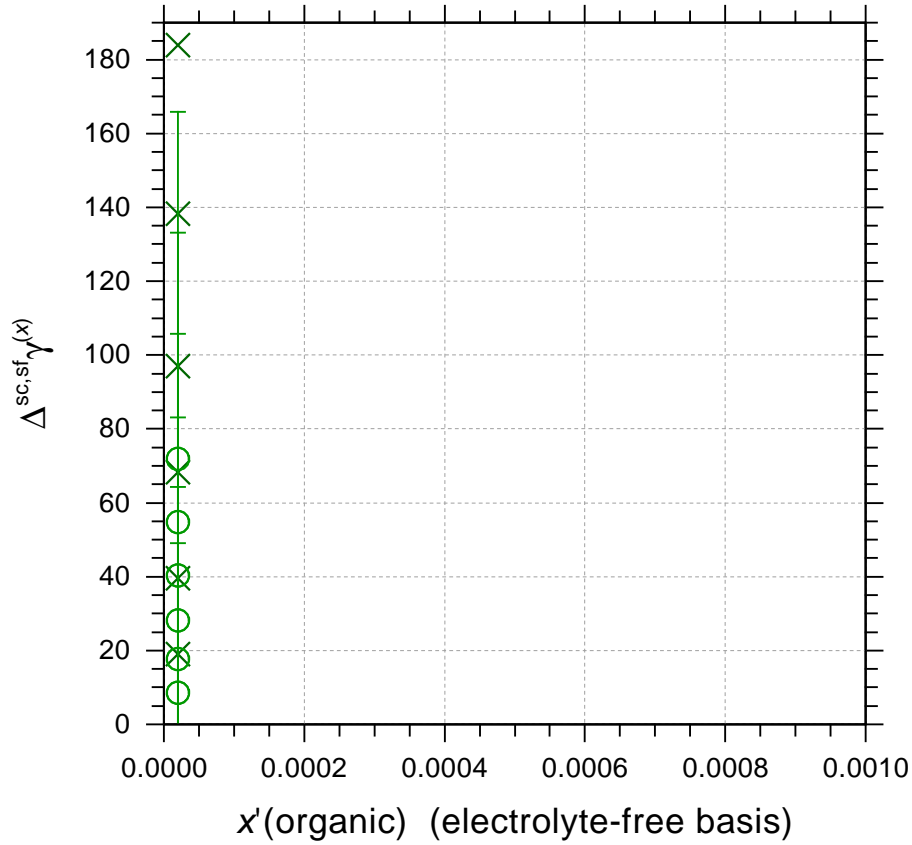
Fig. S0116 (AIOMFAC_output_0981)

H₂O (1) + 1-Butanol (2) + Na₂SO₄ (3)

Temperature: 313 K

left y-axis:

- × Na2SO4+1-Butanol+Water_VLE_Falabella (EXP, org.)
- AIOMFAC $\Delta^{sc,sl}_{org}(x)$



initial weighting of dataset:

$$w^{init}(0981) = 0.100$$

dataset contribution to F_{obj} :

$$fval(0981) = 6.2505E-02$$

$$rel. contribution = 0.0297 \%$$

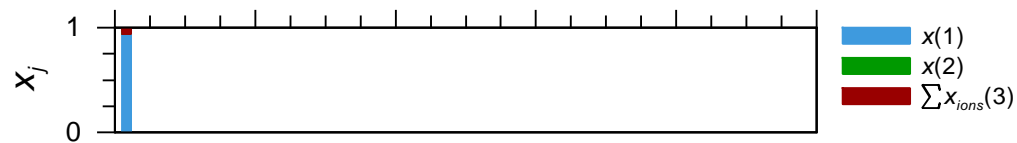
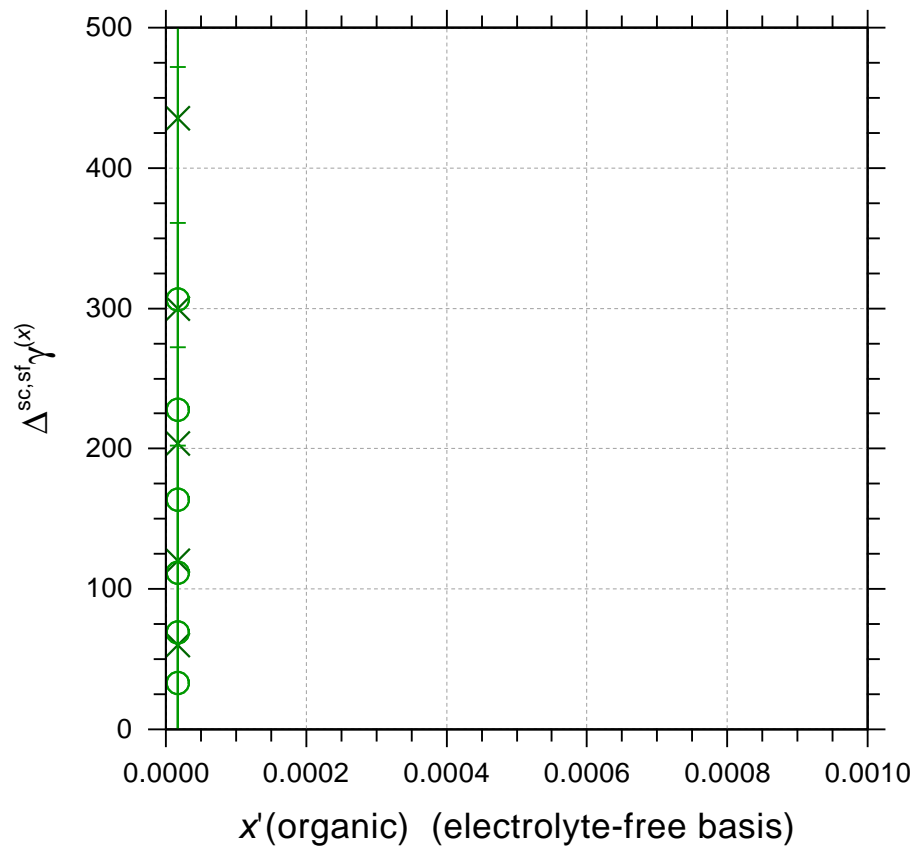
Fig. S0117 (AIOMFAC_output_0982)

H₂O (1) + 1-Pentanol (2) + Na₂SO₄ (3)

Temperature: 313 K

left y-axis:

- × Na2SO4+1-Pentanol+Water_VLE_Falabella (EXP, org.)
- AIOMFAC $\Delta_{org}^{sc,sl,(x)}$



initial weighting of dataset:
 $w^{init}(0982) = 0.100$
 dataset contribution to F_{obj} :
 $fval(0982) = 2.6336E-02$
 rel. contribution = 0.0125 %

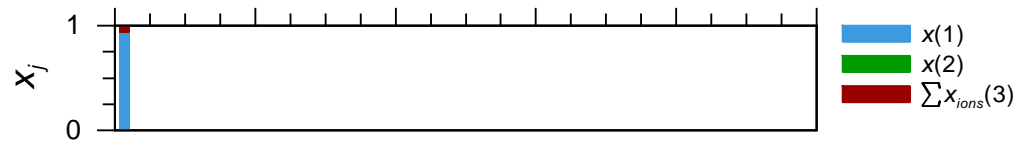
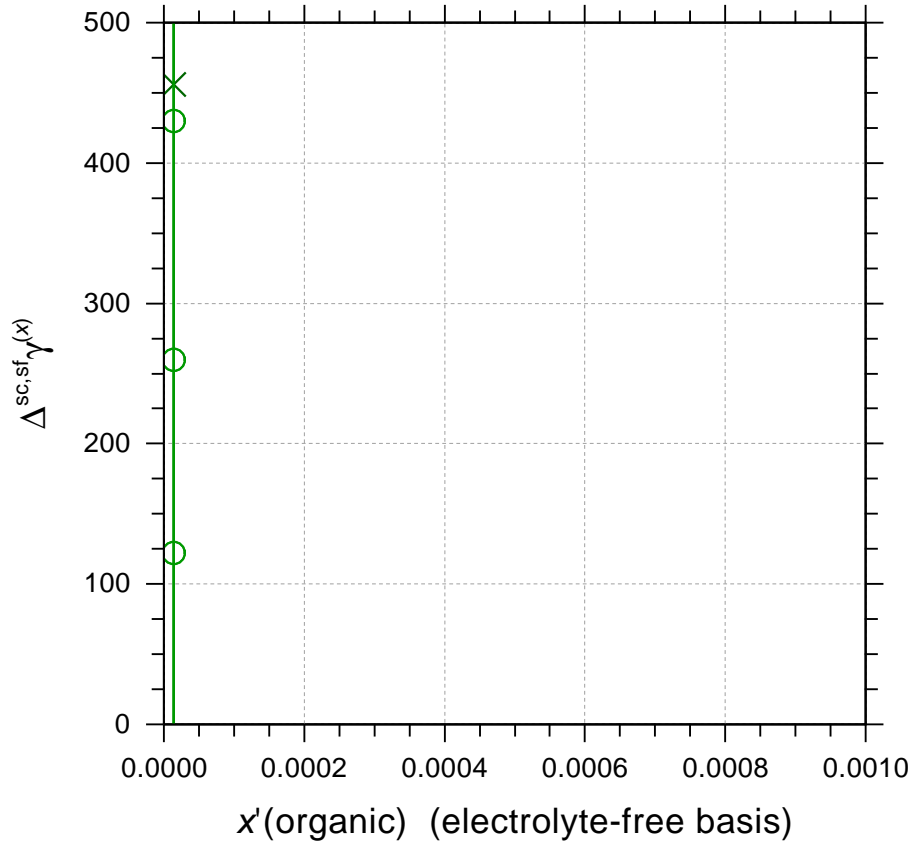
Fig. S0118 (AIOMFAC_output_0983)

H₂O (1) + 1-Hexanol (2) + Na₂SO₄ (3)

Temperature: 313 K

left y-axis:

- × Na2SO4+1-Hexanol+Water_VLE_Falabella (EXP, org.)
- AIOMFAC $\Delta_{org}^{sc,sl}(x)$



initial weighting of dataset:

$w^{init}(0983) = 0.100$

dataset contribution to F_{obj} :

$fval(0983) = 9.9981E-02$

rel. contribution = 0.0475 %

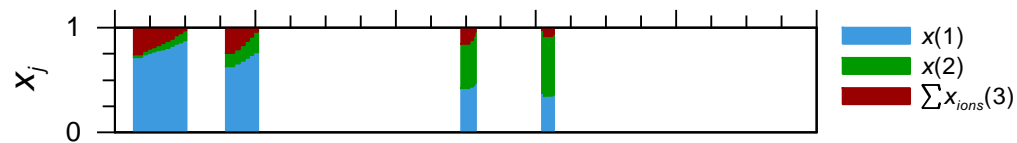
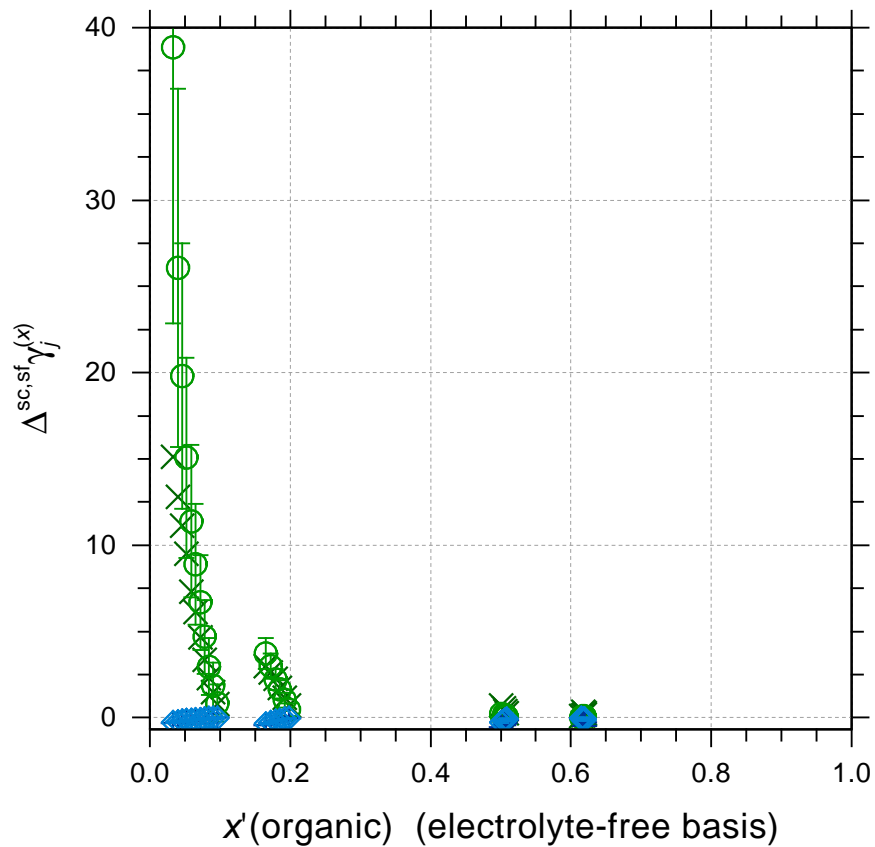
Fig. S0119 (AIOMFAC_output_0102)

H₂O (1) + 1-Propanol (2) + NaBr (3)

Temperature range: 360 -- 368 K

left y-axis:

- × NaBr_1-PrOH_Morrison (EXP, org.)
- AIOMFAC $\Delta_{org}^{sc, sf, \gamma_j^{(x)}}$
- + NaBr_1-PrOH_Morrison (EXP, water)
- ◇ AIOMFAC $\Delta_w^{sc, sf, \gamma_j^{(x)}}$



initial weighting of dataset:
 $w^{init}(0102) = 0.500$
 dataset contribution to F_{obj} :
 $fval(0102) = 3.9347E-01$
 rel. contribution = 0.1871 %

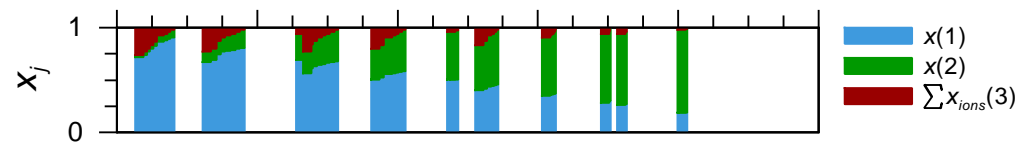
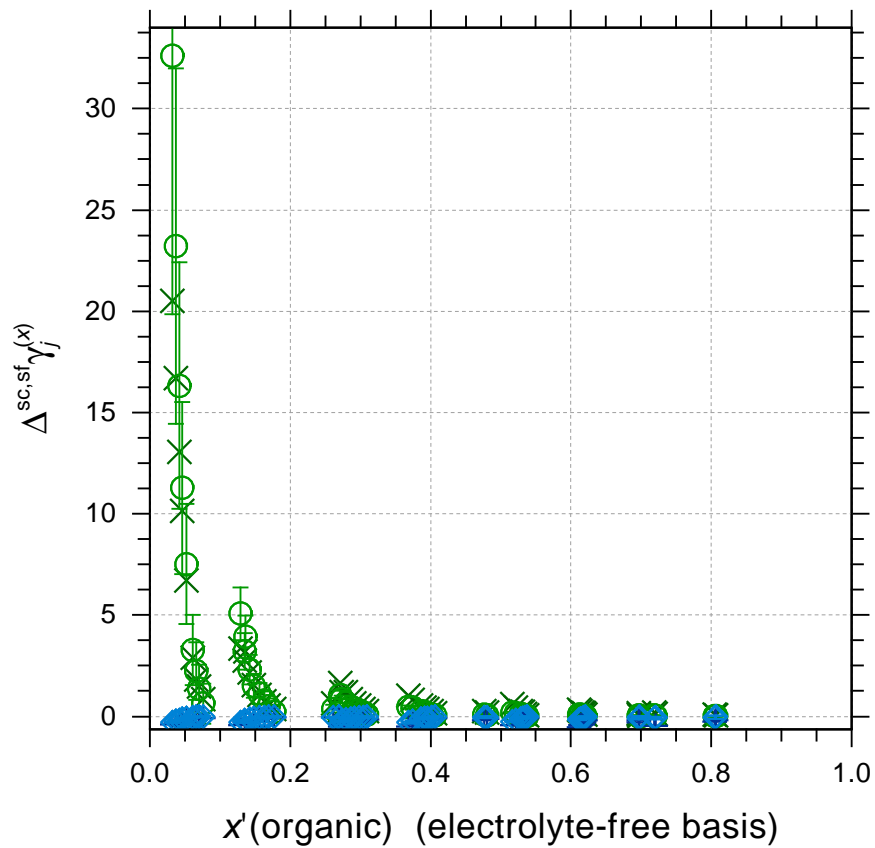
Fig. S0120 (AIOMFAC_output_0103)

H₂O (1) + 2-Propanol (2) + NaBr (3)

Temperature range: 353 -- 358 K

left y-axis:

- × NaBr_2-ProOH_Morrison (EXP, org.)
- AIOMFAC $\Delta_{org}^{sc, sf, \gamma_j^{(x)}}$
- + NaBr_2-ProOH_Morrison (EXP, water)
- ◇ AIOMFAC $\Delta_w^{sc, sf, \gamma_j^{(x)}}$



initial weighting of dataset:
 $w^{init}(0103) = 0.500$
 dataset contribution to F_{obj} :
 $fval(0103) = 1.6713E-01$
 rel. contribution = 0.0795 %

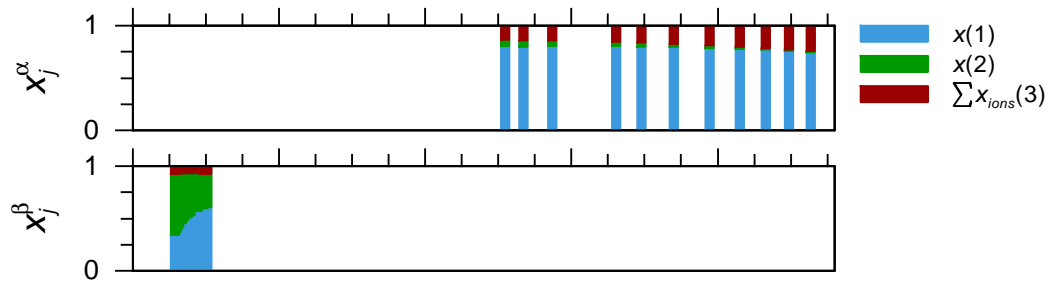
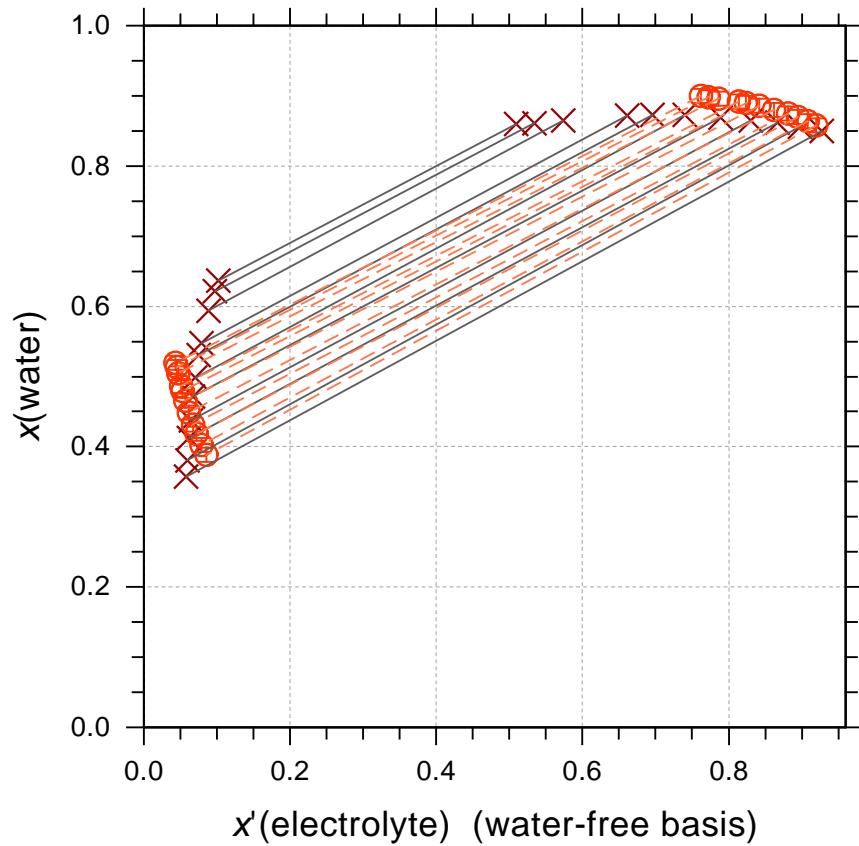
Fig. S0121 (AIOMFAC_output_0104)

H₂O (1) + 1-Propanol (2) + NaBr (3)

Temperature: 298 K

left y-axis:

- × NaBr_1-PrOH_LLE_Chou
- AIOMFAC calc. LLE composition



initial weighting of dataset:
 $w^{init}(0104) = 0.500$
dataset contribution to F_{obj} :
 $fval(0104) = 2.2779E-01$
rel. contribution = 0.1083 %

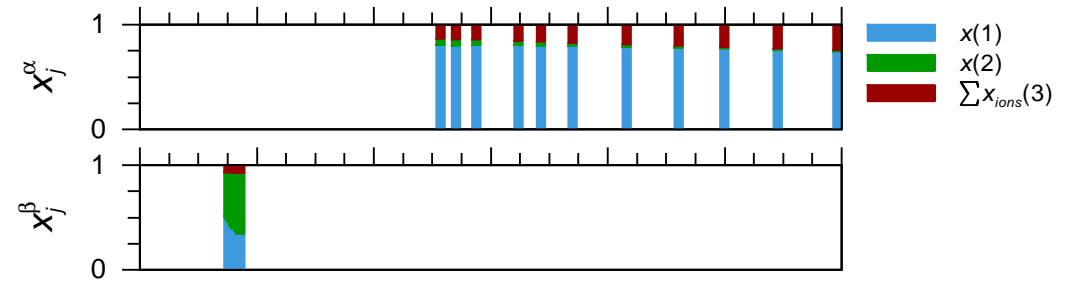
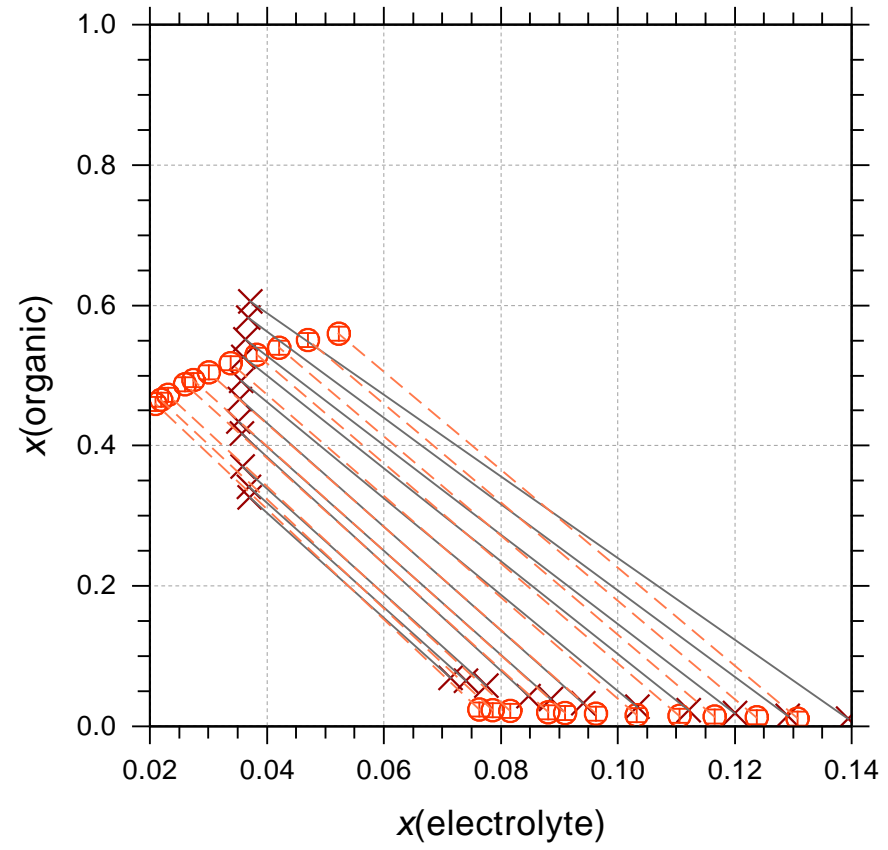
Fig. S0121a (AIOMFAC_output_0104)

H₂O (1) + 1-Propanol (2) + NaBr (3)

Temperature: 298 K

left y-axis:

- × NaBr_1-PrOH_LLE_Chou
- AIOMFAC calc. LLE composition



initial weighting of dataset:
 $w^{init}(0104) = 0.500$
 dataset contribution to F_{obj} :
 $fval(0104) = 2.2779E-01$
 rel. contribution = 0.1083 %

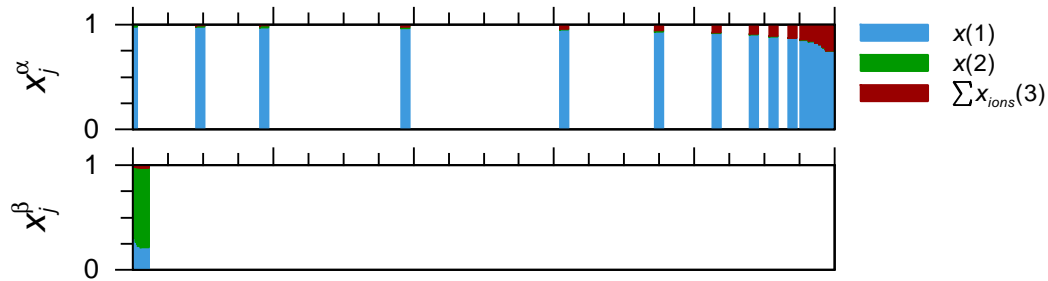
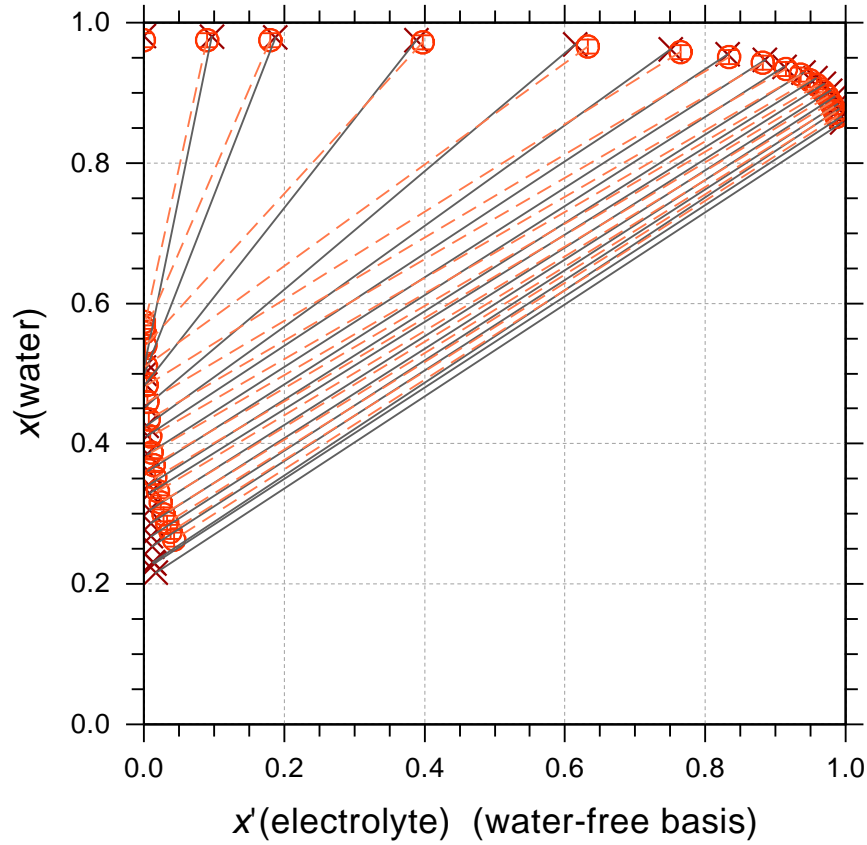
Fig. S0122 (AIOMFAC_output_0975)

H₂O (1) + 1-Butanol (2) + NaBr (3)

Temperature: 298 K

left y-axis:

- × NaBr+1-Butanol+Water_LLE_AI-Sahhaf
- AIOMFAC calc. LLE composition



initial weighting of dataset:
 $w^{init}(0975) = 1.000$
 dataset contribution to F_{obj} :
 $fval(0975) = 2.6418E-01$
 rel. contribution = 0.1256 %

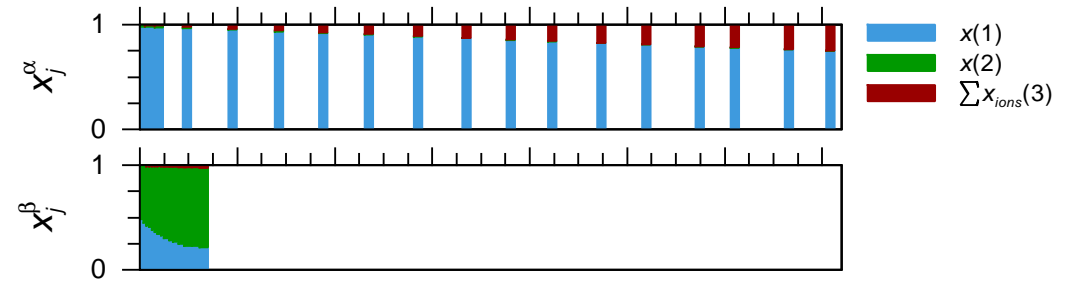
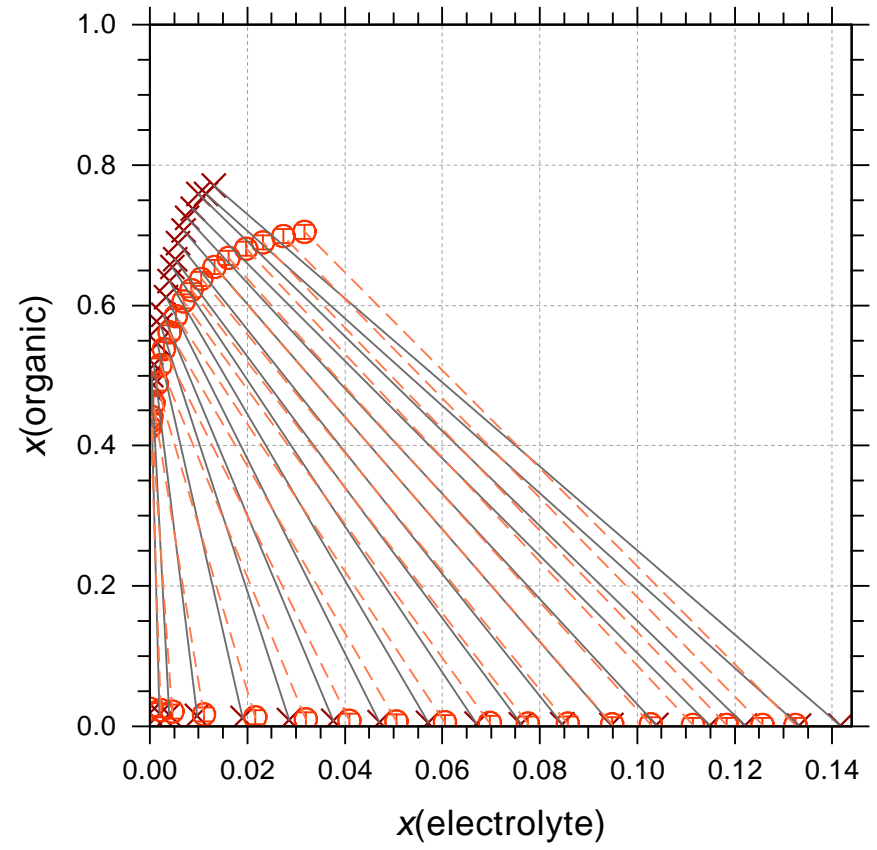
Fig. S0122a (AIOMFAC_output_0975)

H₂O (1) + 1-Butanol (2) + NaBr (3)

Temperature: 298 K

left y-axis:

- × NaBr+1-Butanol+Water_LLE_AI-Sahhaf
- AIOMFAC calc. LLE composition

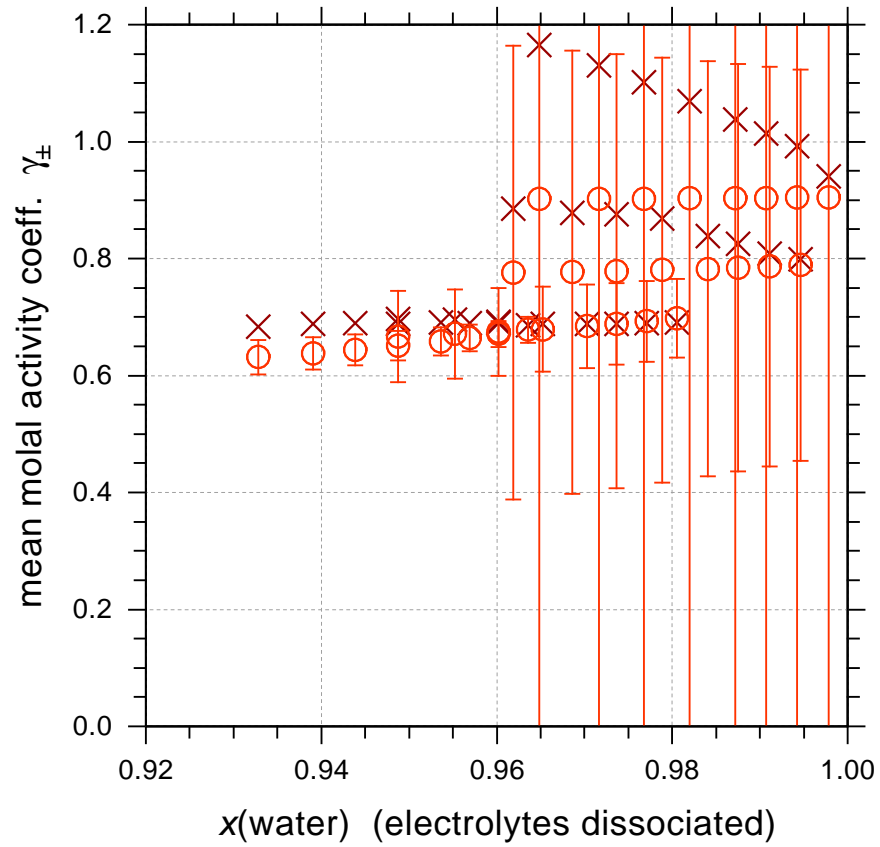


initial weighting of dataset:
 $w^{init}(0975) = 1.000$
 dataset contribution to F_{obj} :
 $fval(0975) = 2.6418E-01$
 rel. contribution = 0.1256 %

Fig. S0123 (AIOMFAC_output_1042)

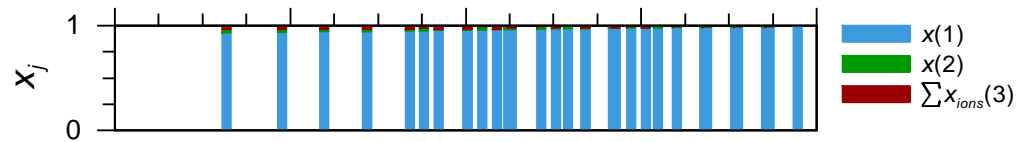
H₂O (1) + D-Mannopyranose (2) + NaBr (3)

Temperature: 298 K



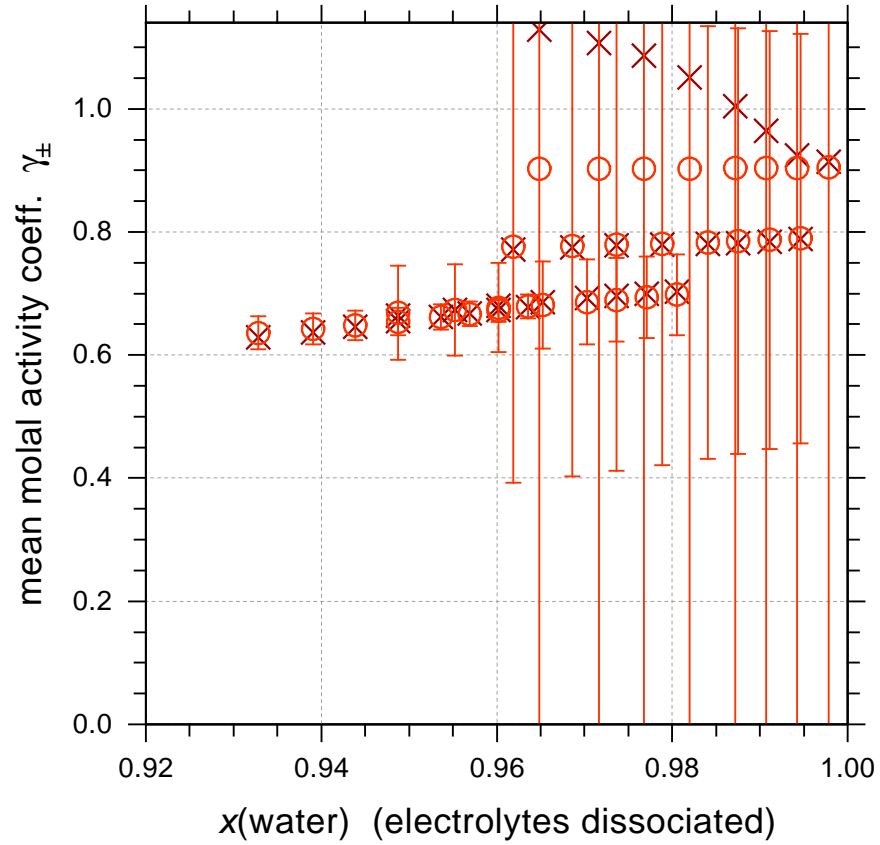
left y-axis:

- × NaBr+Mannopyranose+Water_EMF_Yang
- AIOMFAC mean molal activity coeff. γ_{\pm}



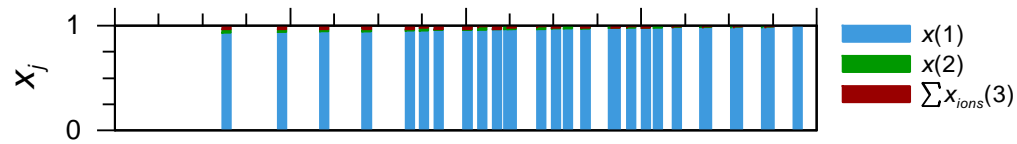
initial weighting of dataset:
 $w^{init}(1042) = 2.000$
dataset contribution to F_{obj} :
 $fval(1042) = 4.5787E-02$
rel. contribution = 0.0218 %

Fig. S0124 (AIOMFAC_output_1045)
 H₂O (1) + D-Ribofuranose (2) + NaBr (3)
 Temperature: 298 K



left y-axis:

- × NaBr+Ribofuranose+Water_EMF_Yang
- AIOMFAC mean molal activity coeff. γ_{\pm}

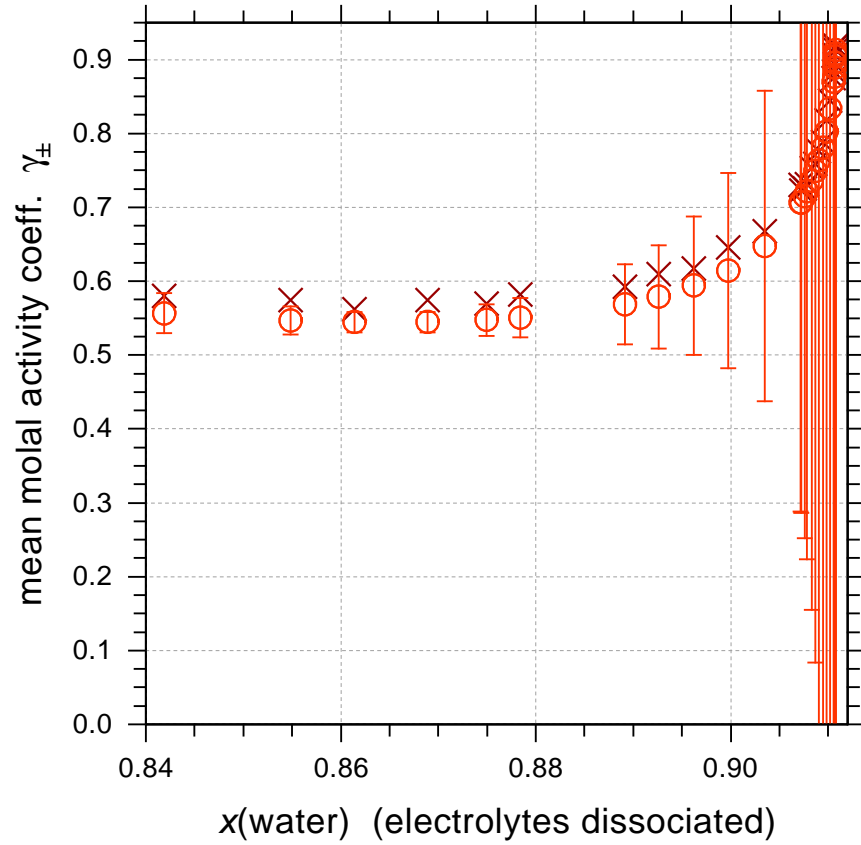


initial weighting of dataset:
 $w^{init}(1045) = 2.000$
 dataset contribution to F_{obj} :
 $fval(1045) = 9.2774E-03$
 rel. contribution = 0.0044 %

Fig. S0125 (AIOMFAC_output_0008)

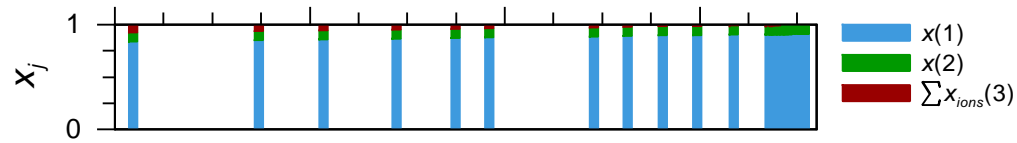
H₂O (1) + Ethanol (2) + NaCl (3)

Temperature: 298 K



left y-axis:

- × NaCl_EtOH_20%_Esteso
- AIOMFAC mean molal activity coeff. γ_{\pm}

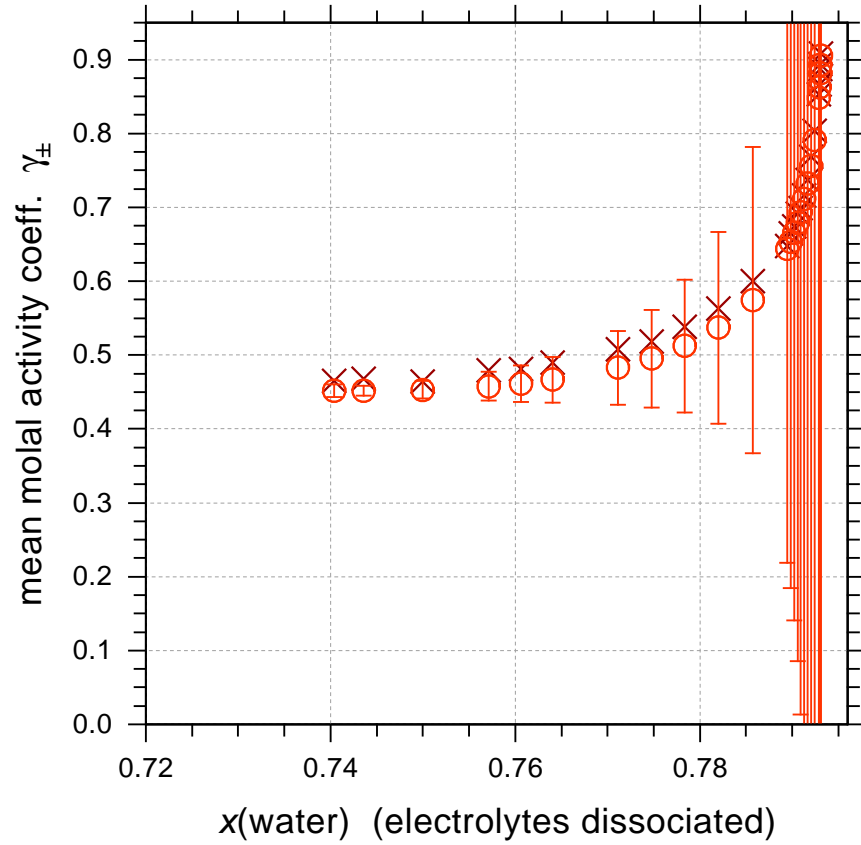


initial weighting of dataset:
 $w^{init}(0008) = 2.000$
dataset contribution to F_{obj} :
 $fval(0008) = 1.3458E-02$
rel. contribution = 0.0064 %

Fig. S0126 (AIOMFAC_output_0009)

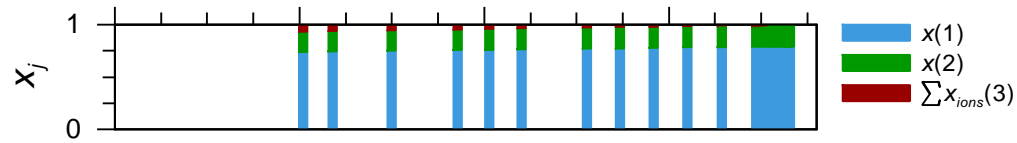
H₂O (1) + Ethanol (2) + NaCl (3)

Temperature: 298 K



left y-axis:

- × NaCl_EtOH_40%_Esteso
- AIOMFAC mean molal activity coeff. γ_{\pm}



initial weighting of dataset:
 $w^{init}(0009) = 2.000$
dataset contribution to F_{obj} :
 $fval(0009) = 1.2633E-02$
rel. contribution = 0.0060 %

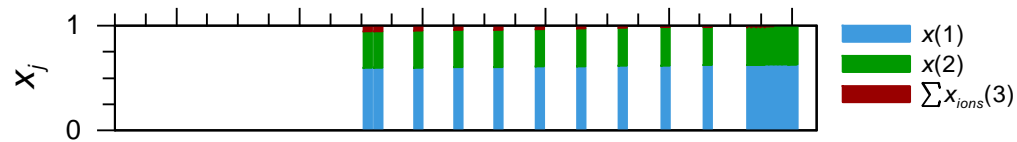
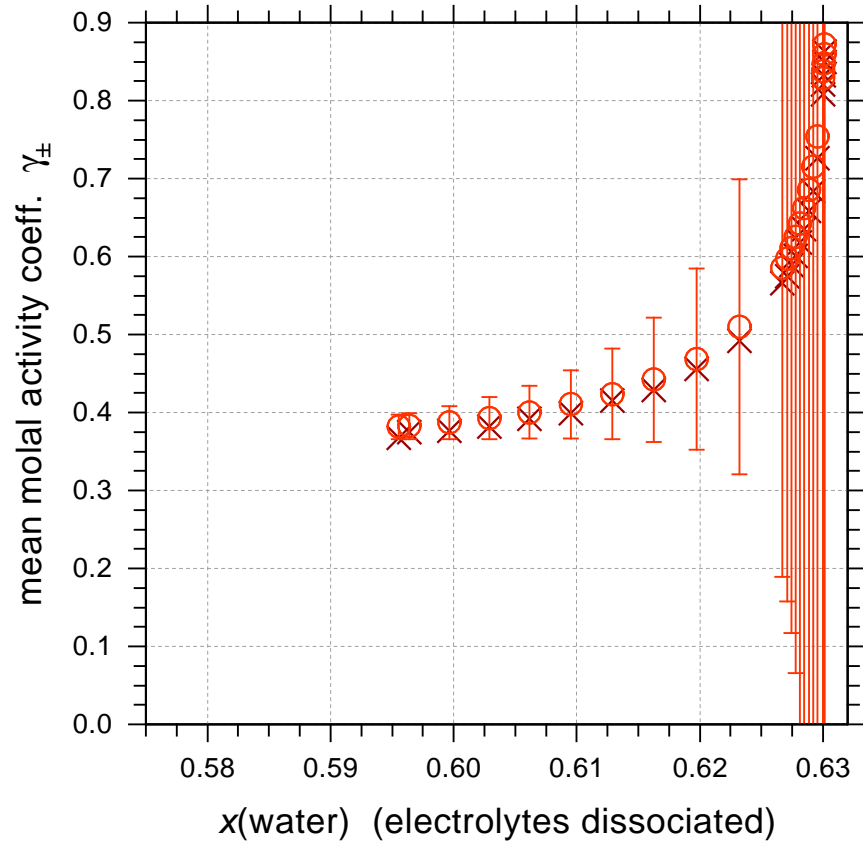
Fig. S0127 (AIOMFAC_output_0010)

H₂O (1) + Ethanol (2) + NaCl (3)

Temperature: 298 K

left y-axis:

- × NaCl_EtOH_60%_Esteso
- AIOMFAC mean molal activity coeff. γ_{\pm}

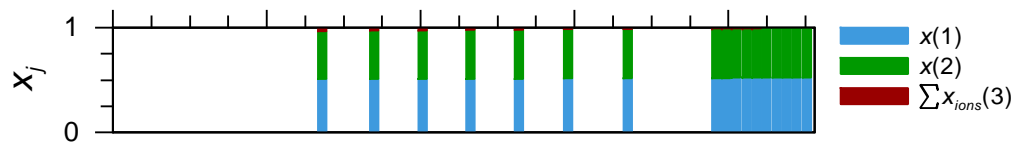
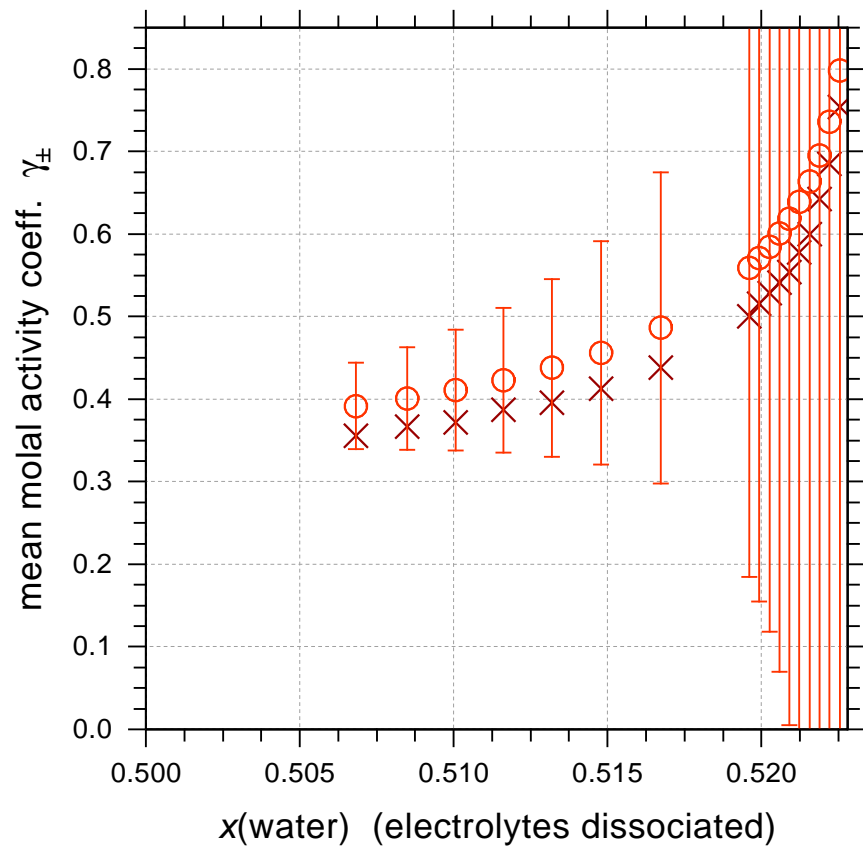


initial weighting of dataset:
 $w^{init}(0010) = 2.000$
 dataset contribution to F_{obj} :
 $fval(0010) = 7.8957E-03$
 rel. contribution = 0.0038 %

Fig. S0128 (AIOMFAC_output_0011)

H₂O (1) + Ethanol (2) + NaCl (3)

Temperature: 298 K



left y-axis:

- × NaCl_EtOH_70%_Esteso
- AIOMFAC mean molal activity coeff. γ_{\pm}

initial weighting of dataset:
 $w^{init}(0011) = 1.000$
dataset contribution to F_{obj} :
 $fval(0011) = 4.0843E-02$
rel. contribution = 0.0194 %

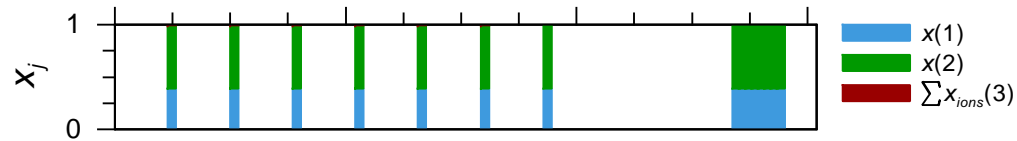
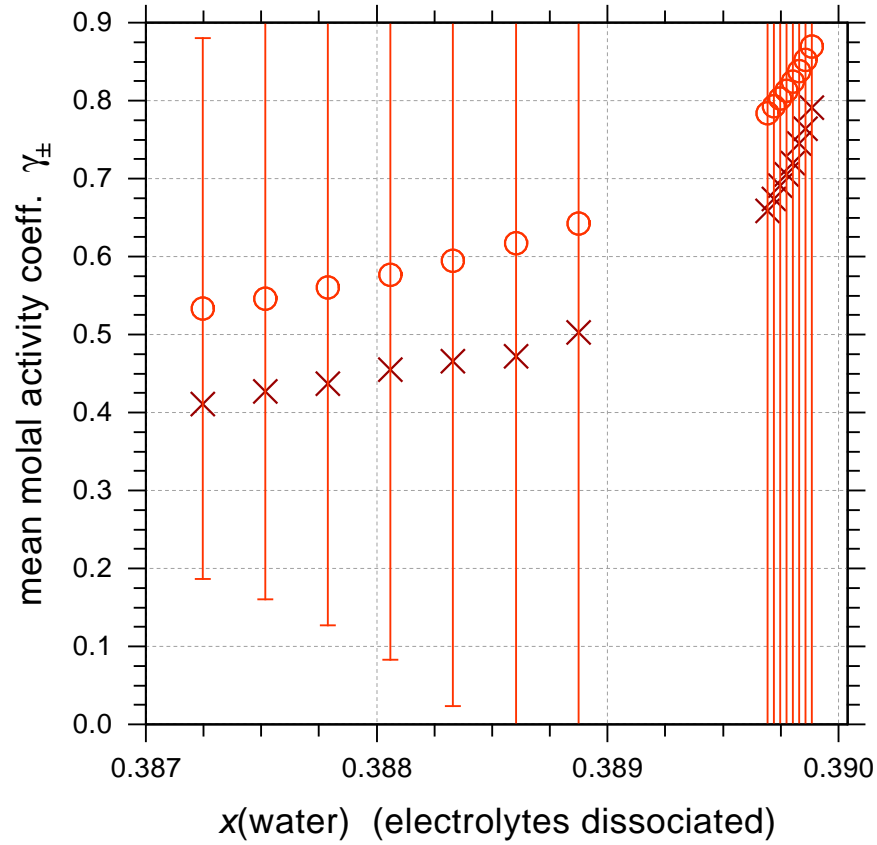
Fig. S0129 (AIOMFAC_output_0012)

H₂O (1) + Ethanol (2) + NaCl (3)

Temperature: 298 K

left y-axis:

- × NaCl_EtOH_80%_Esteso
- AIOMFAC mean molal activity coeff. γ_{\pm}



initial weighting of dataset:
 $w^{init}(0012) = 0.500$
 dataset contribution to F_{obj} :
 $fval(0012) = 4.4192E-02$
 rel. contribution = 0.0210 %

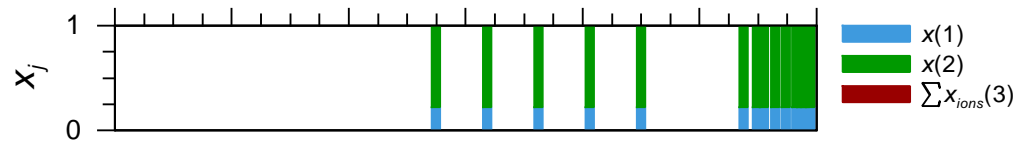
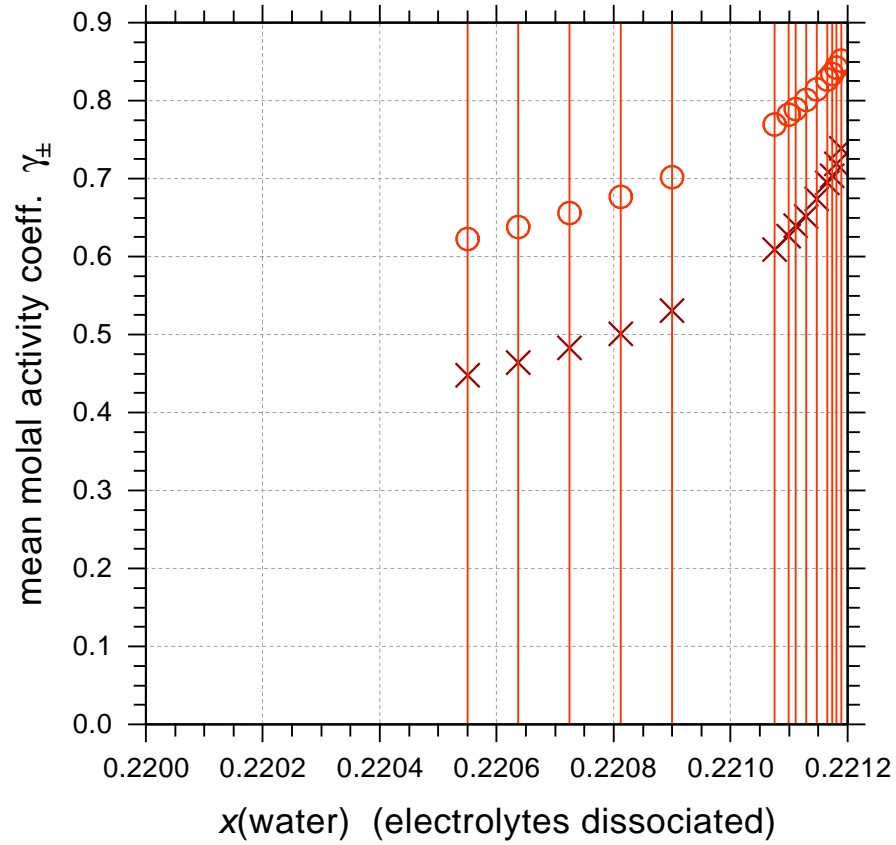
Fig. S0130 (AIOMFAC_output_0013)

H₂O (1) + Ethanol (2) + NaCl (3)

Temperature: 298 K

left y-axis:

- × NaCl_EtOH_90%_Esteso
- AIOMFAC mean molal activity coeff. γ_{\pm}



initial weighting of dataset:
 $w^{init}(0013) = 0.500$
dataset contribution to F_{obj} :
 $fval(0013) = 3.0701E-02$
rel. contribution = 0.0146 %

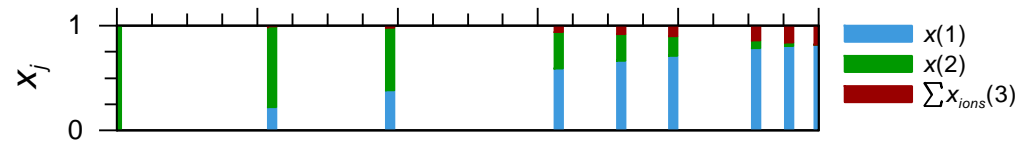
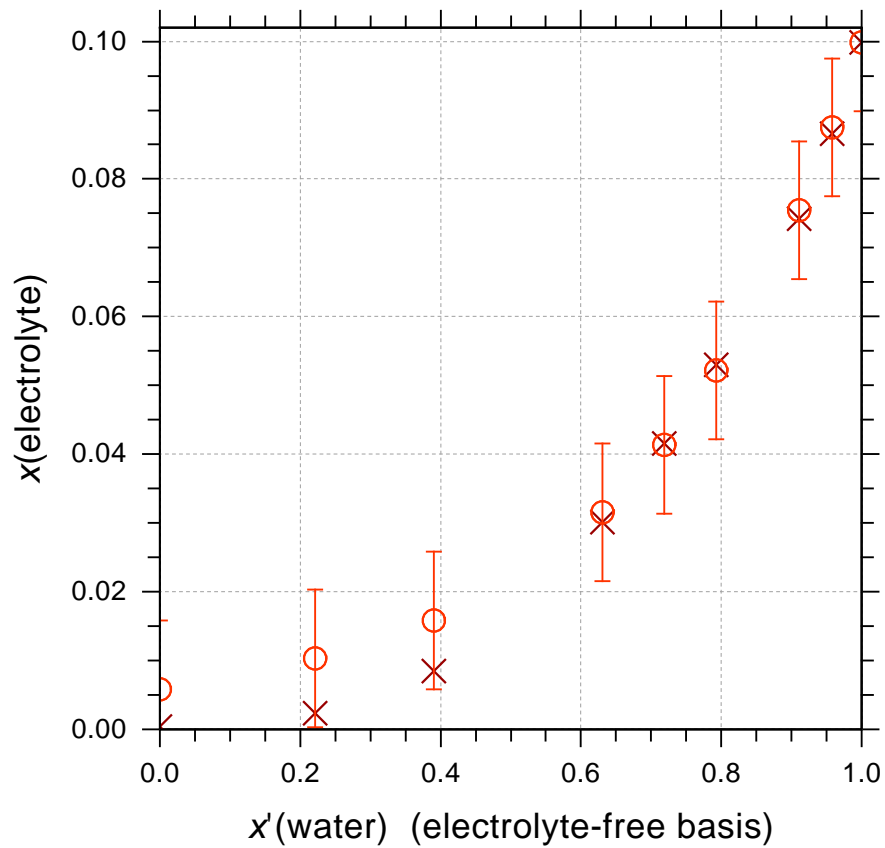
Fig. S0131 (AIOMFAC_output_0016)

H₂O (1) + Ethanol (2) + NaCl (3)

Temperature: 298 K

left y-axis:

- × NaCl+Ethanol+Water_SLE_Pinho
- AIOMFAC calc. SLE composition

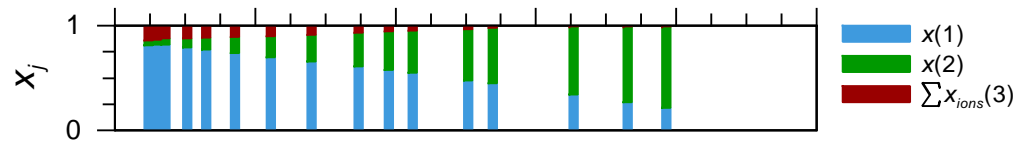
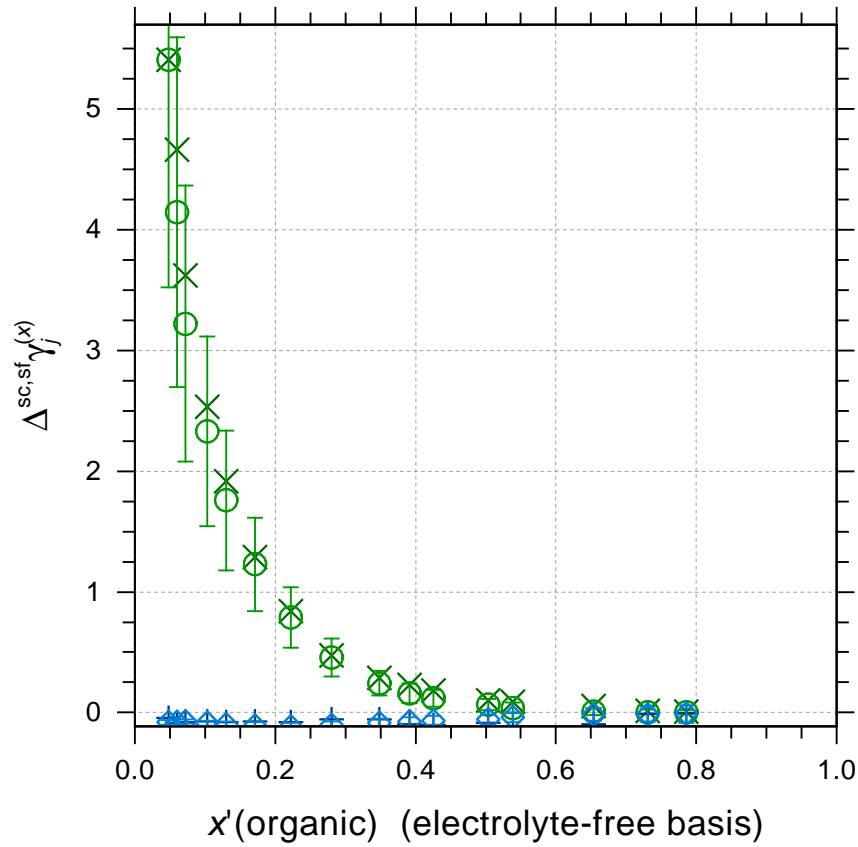


initial weighting of dataset:
 $w^{init}(0016) = 1.000$
dataset contribution to F_{obj} :
 $fval(0016) = 8.3974E-01$
rel. contribution = 0.3993 %

Fig. S0132 (AIOMFAC_output_0017)

H₂O (1) + Ethanol (2) + NaCl (3)

Temperature range: 306 -- 313 K



left y-axis:

- × NaCl+Ethanol+Water_VLE_Meyer_123mbar (EXP, org.)
- AIOMFAC $\Delta^{sc, sf} \gamma_{org}^{(x)}$
- + NaCl+Ethanol+Water_VLE_Meyer_123mbar (EXP, water)
- ◇ AIOMFAC $\Delta^{sc, sf} \gamma_w^{(x)}$

initial weighting of dataset:

$w^{init}(0017) = 0.500$

dataset contribution to F_{obj} :

$fval(0017) = 1.3699E-02$

rel. contribution = 0.0065 %

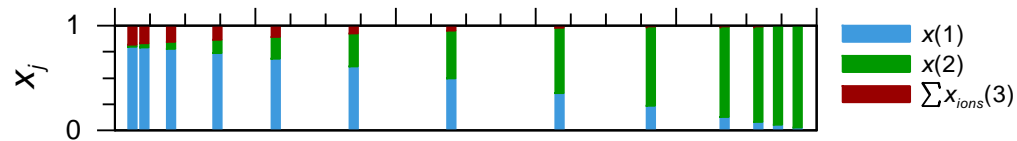
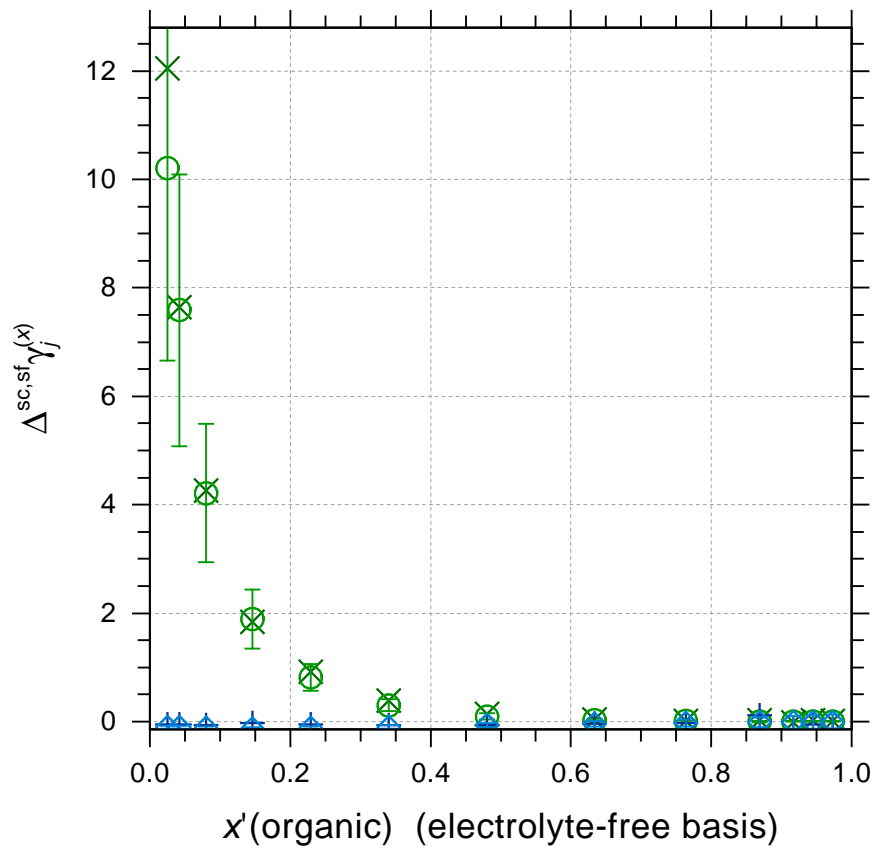
Fig. S0133 (AIOMFAC_output_0018)

H₂O (1) + Ethanol (2) + NaCl (3)

Temperature range: 350 -- 362 K

left y-axis:

- × NaCl+Ethanol+Water_VLE_Johnson (EXP, org.)
- AIOMFAC $\Delta_{org}^{sc, sf, \gamma_j^{(x)}}$
- + NaCl+Ethanol+Water_VLE_Johnson (EXP, water)
- ◇ AIOMFAC $\Delta_w^{sc, sf, \gamma_j^{(x)}}$

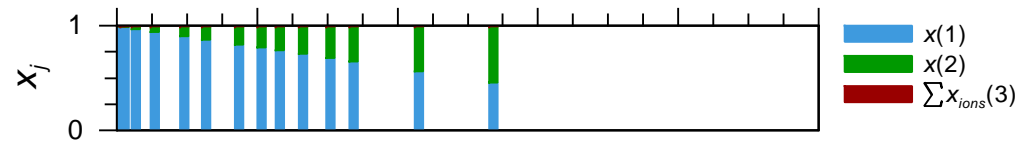
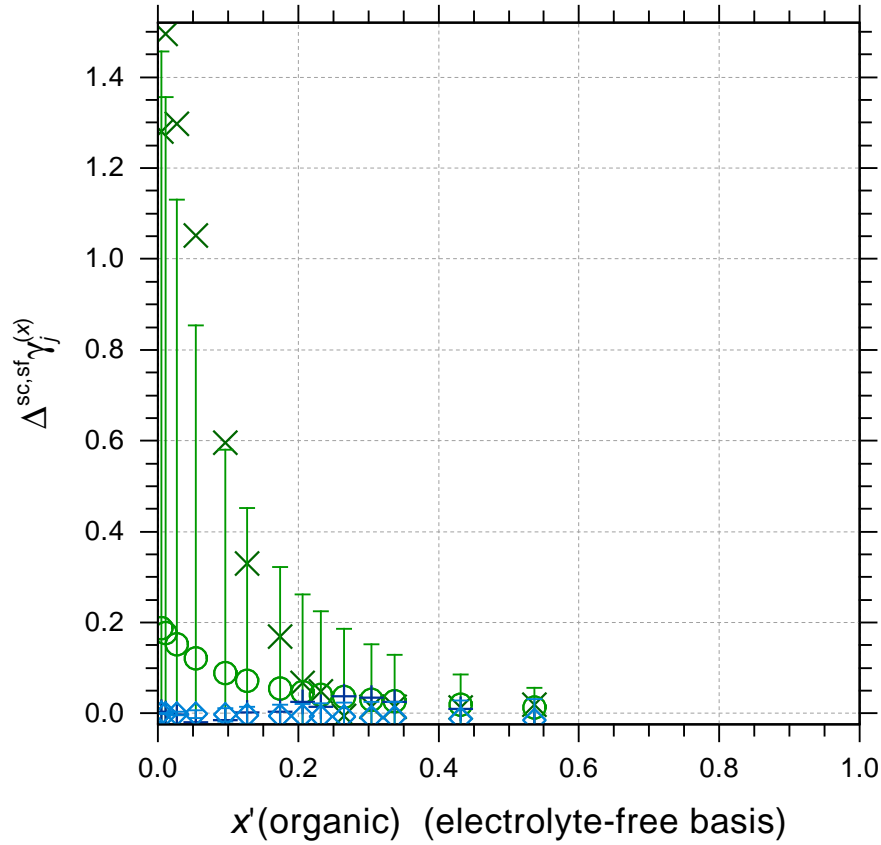


initial weighting of dataset:
 $w^{init}(0018) = 0.500$
 dataset contribution to F_{obj} :
 $fval(0018) = 2.8045E-02$
 rel. contribution = 0.0133 %

Fig. S0134 (AIOMFAC_output_0019)

H₂O (1) + Ethanol (2) + NaCl (3)

Temperature range: 317 -- 332 K



left y-axis:

- × NaCl+Ethanol+Water_VLE_Meyer_199mbar (EXP, org.)
- AIOMFAC $\Delta^{sc, sf} \gamma_{org}^{(x)}$
- + NaCl+Ethanol+Water_VLE_Meyer_199mbar (EXP, water)
- ◇ AIOMFAC $\Delta^{sc, sf} \gamma_w^{(x)}$

initial weighting of dataset:

$w^{init}(0019) = 0.500$

dataset contribution to F_{obj} :

$fval(0019) = 1.9793E-01$

rel. contribution = 0.0941 %

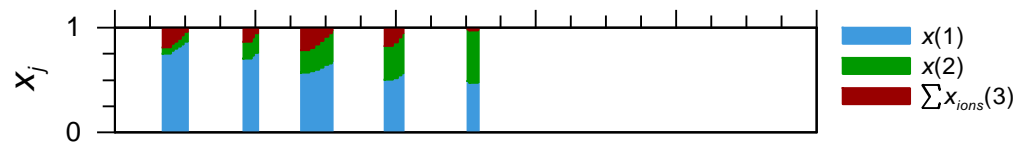
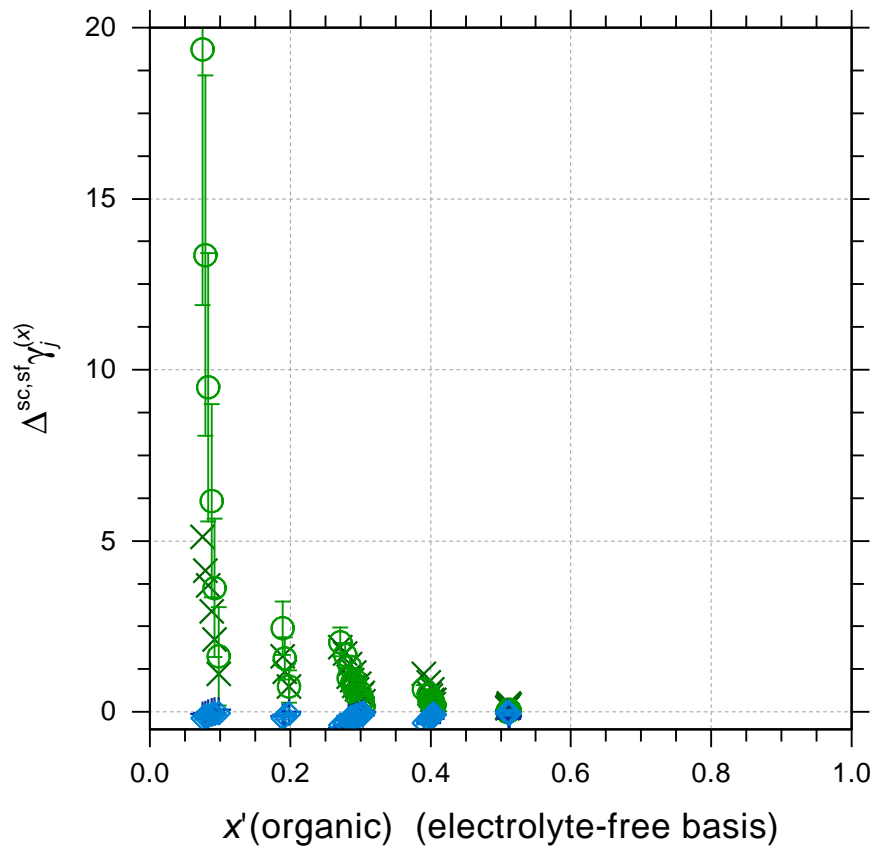
Fig. S0135 (AIOMFAC_output_0020)

H₂O (1) + 1-Propanol (2) + NaCl (3)

Temperature range: 359 -- 364 K

left y-axis:

- × NaCl_1-PrOH_Morrison (EXP, org.)
- AIOMFAC $\Delta^{sc, sf}_{\gamma_{org}^{(x)}}$
- + NaCl_1-PrOH_Morrison (EXP, water)
- ◇ AIOMFAC $\Delta^{sc, sf}_{\gamma_w^{(x)}}$



initial weighting of dataset:
 $w^{init}(0020) = 0.500$
 dataset contribution to F_{obj} :
 $fval(0020) = 4.4964E-01$
 rel. contribution = 0.2138 %

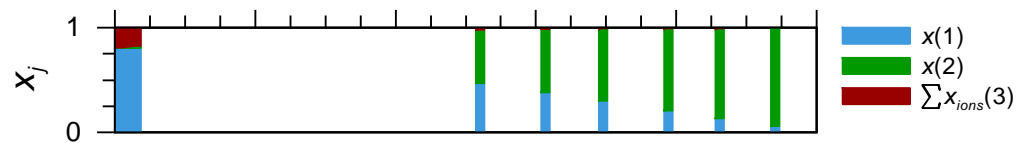
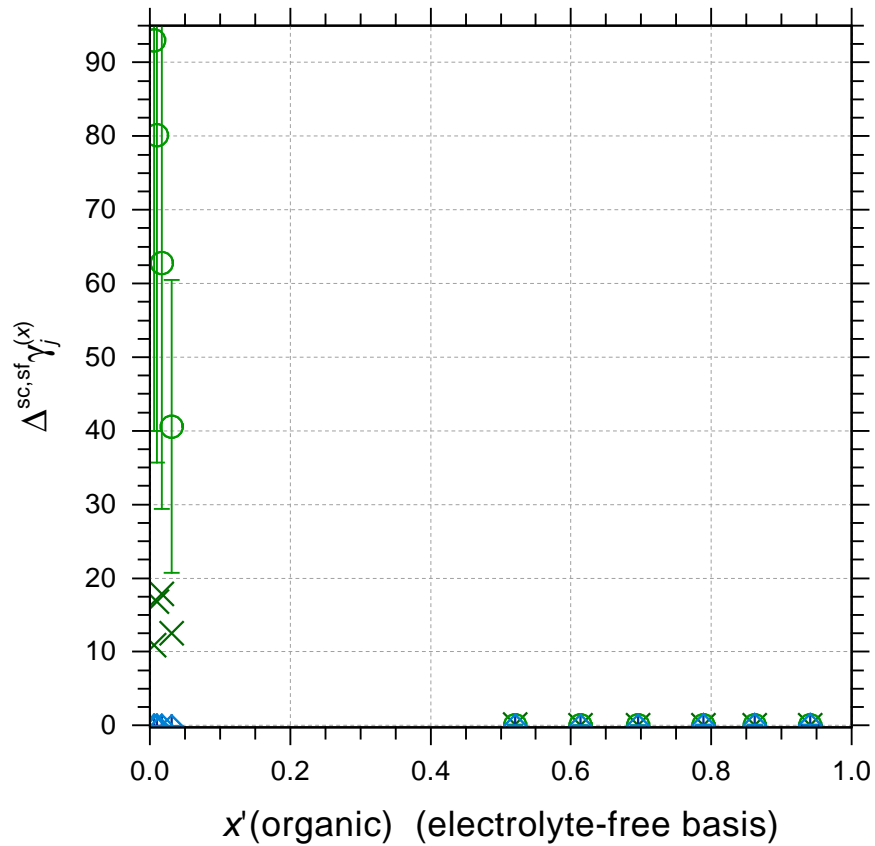
Fig. S0136 (AIOMFAC_output_0021)

H₂O (1) + 1-Propanol (2) + NaCl (3)

Temperature range: 362 -- 376 K

left y-axis:

- × NaCl_1-PrOH_Johnson (EXP, org.)
- AIOMFAC $\Delta_{org}^{sc, sf, \gamma_j^{(x)}}$
- + NaCl_1-PrOH_Johnson (EXP, water)
- ◇ AIOMFAC $\Delta_{w}^{sc, sf, \gamma_j^{(x)}}$



initial weighting of dataset:
 $w^{init}(0021) = 0.500$
 dataset contribution to F_{obj} :
 $fval(0021) = 2.0918E+00$
 rel. contribution = 0.9947 %

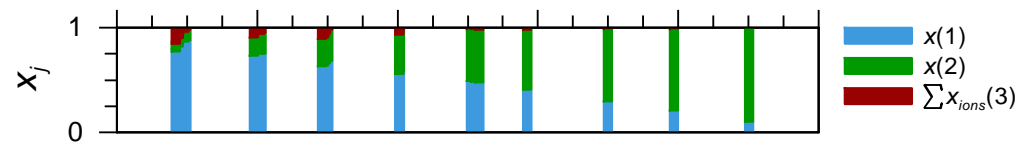
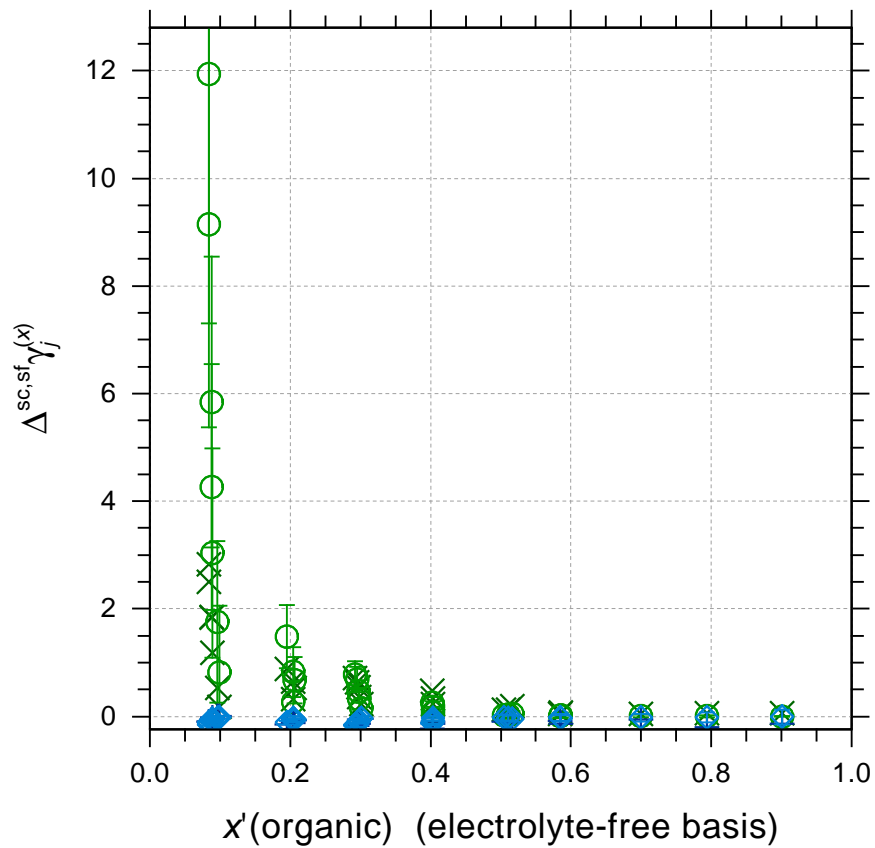
Fig. S0137 (AIOMFAC_output_0022)

H₂O (1) + 1-Propanol (2) + NaCl (3)

Temperature range: 361 -- 366 K

left y-axis:

- × NaCl_1-PrOH_Lin (EXP, org.)
- AIOMFAC $\Delta_{org}^{sc, sf, \gamma_j^{(x)}}$
- + NaCl_1-PrOH_Lin (EXP, water)
- ◇ AIOMFAC $\Delta_w^{sc, sf, \gamma_j^{(x)}}$



initial weighting of dataset:
 $w^{init}(0022) = 0.500$
 dataset contribution to F_{obj} :
 $fval(0022) = 6.3689E-01$
 rel. contribution = 0.3029 %

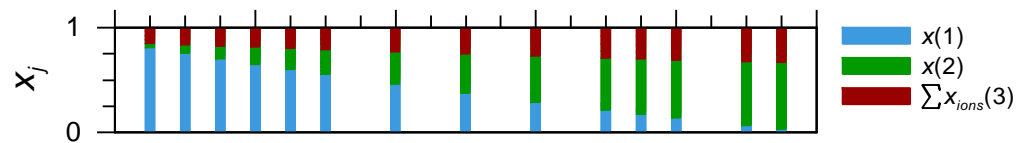
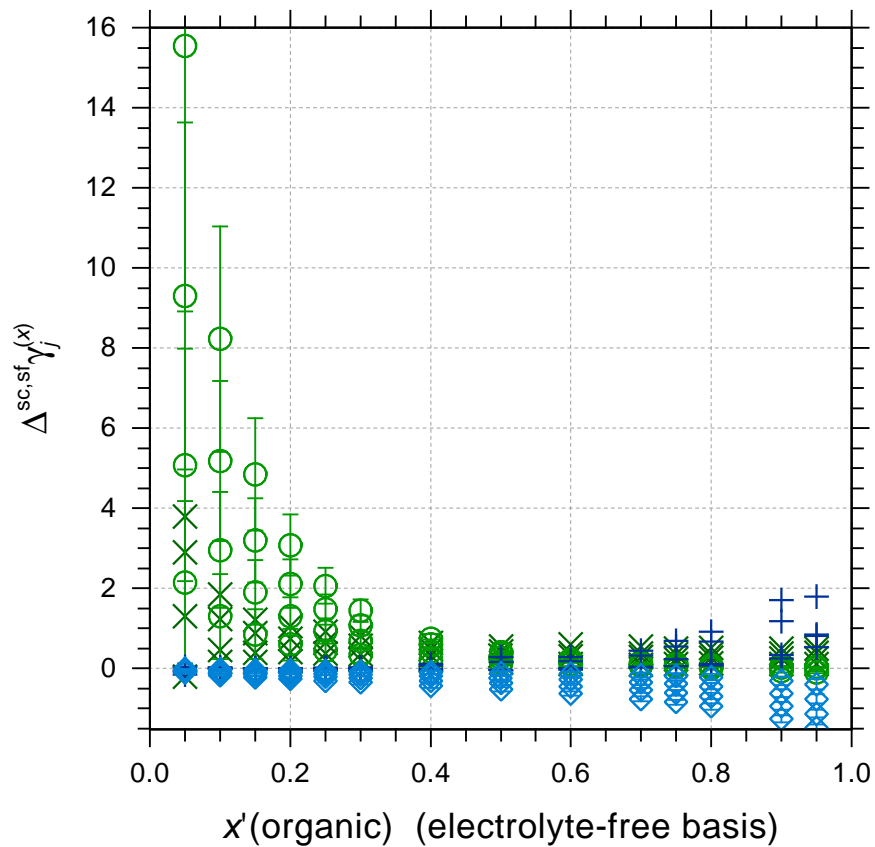
Fig. S0138 (AIOMFAC_output_0023)

H₂O (1) + 2-Propanol (2) + NaCl (3)

Temperature range: 353 -- 362 K

left y-axis:

- × NaCl_2-ProOH_Rajendran (EXP, org.)
- AIOMFAC $\Delta_{org}^{sc, sf, \gamma_j^{(x)}}$
- + NaCl_2-ProOH_Rajendran (EXP, water)
- ◇ AIOMFAC $\Delta_w^{sc, sf, \gamma_j^{(x)}}$



initial weighting of dataset:
 $w^{init}(0023) = 0.000$
 dataset contribution to F_{obj} :
 $fval(0023) = 0.0000E+00$
 rel. contribution = 0.0000 %

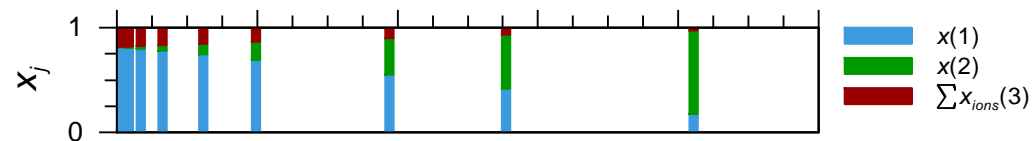
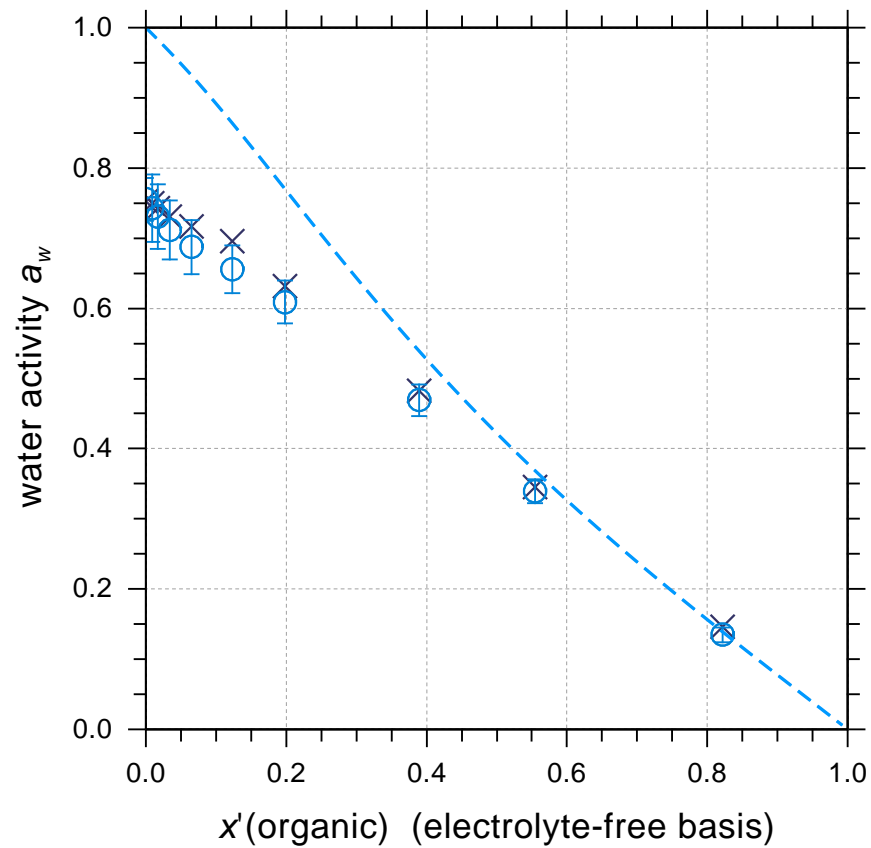
Fig. S0139 (AIOMFAC_output_0024)

H₂O (1) + Glycerol (2) + NaCl (3)

Temperature: 298 K

left y-axis:

- × NaCl_Glycerol_Marcolli
- AIOMFAC water activity a_w
- - - AIOMFAC electrolyte-free solution a_w



initial weighting of dataset:
 $w^{init}(0024) = 2.000$
dataset contribution to F_{obj} :
 $fval(0024) = 2.5327E-02$
rel. contribution = 0.0120 %

Fig. S0140 (AIOMFAC_output_0025)

H₂O (1) + 1,4-Butanediol (2) + NaCl (3)

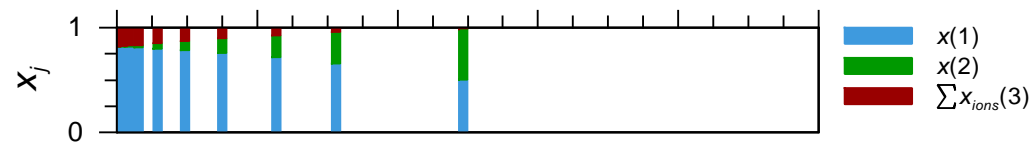
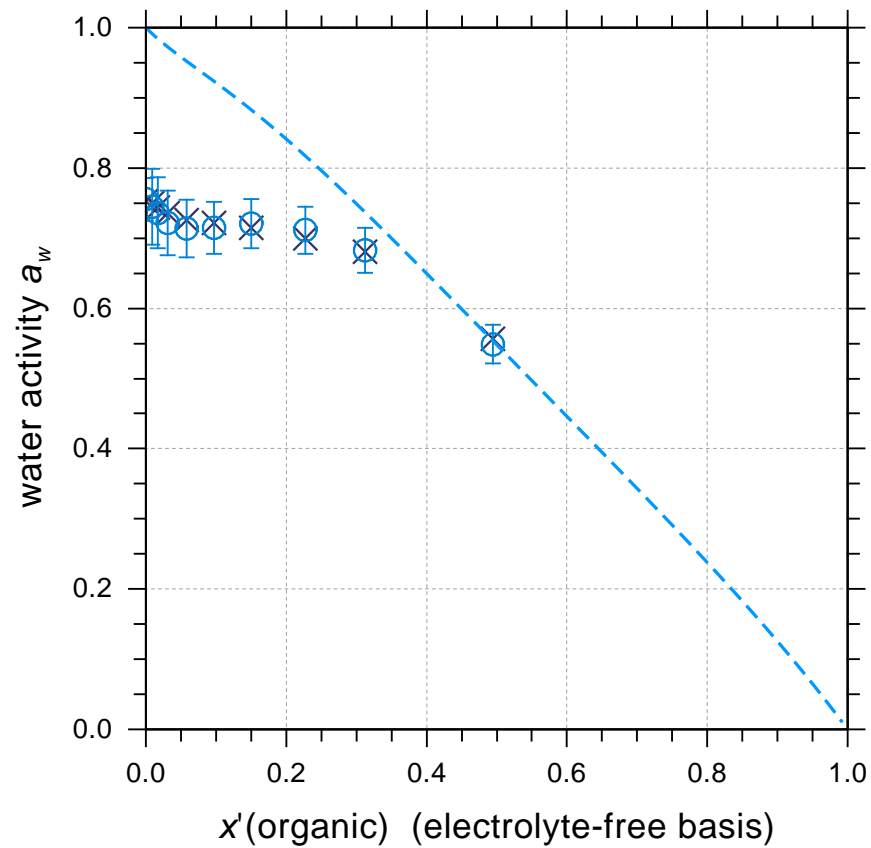
Temperature: 298 K

left y-axis:

× NaCl_1-4-Butanediol_Marcolli

○ AIOMFAC water activity a_w

— AIOMFAC electrolyte-free solution a_w



initial weighting of dataset:

$w^{init}(0025) = 2.000$

dataset contribution to F_{obj} :

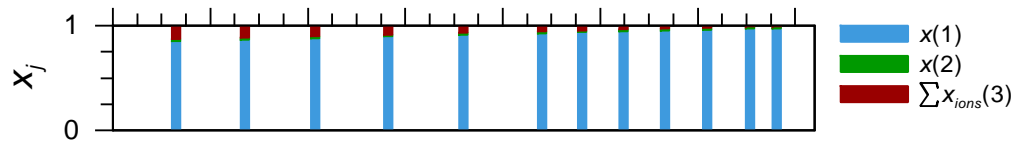
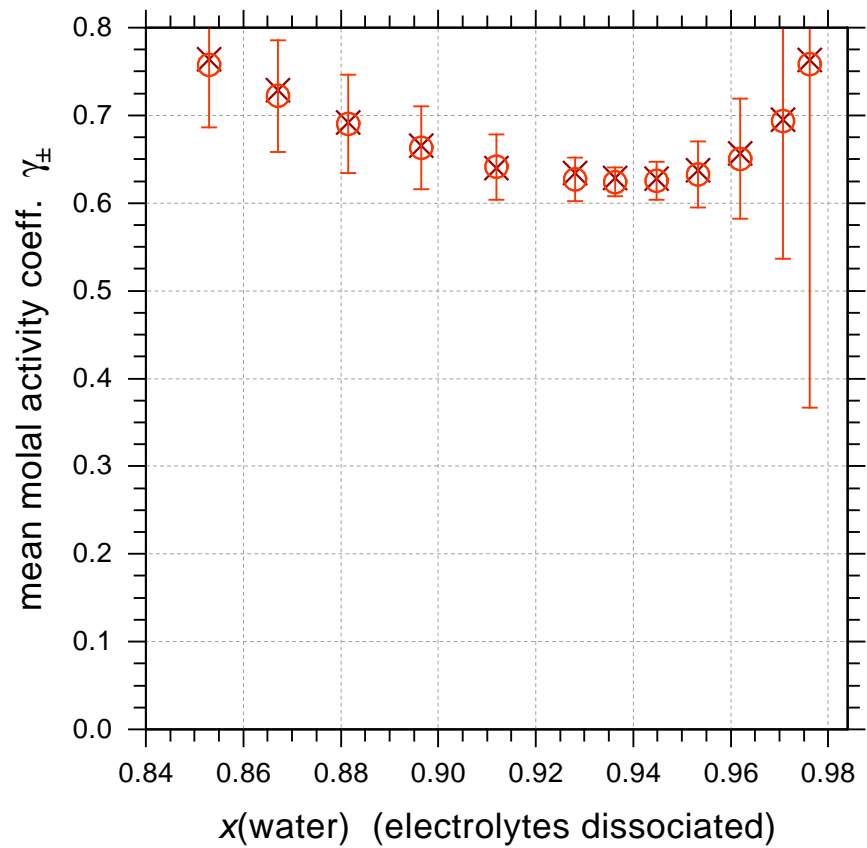
$fval(0025) = 2.6950E-03$

rel. contribution = 0.0013 %

Fig. S0141 (AIOMFAC_output_0034)

H₂O (1) + Ethanol (2) + NaCl (3)

Temperature: 298 K



left y-axis:

- × NaCl_EtOH_05%_Lopes
- AIOMFAC mean molal activity coeff. γ_{\pm}

initial weighting of dataset:
 $w^{\text{init}}(0034) = 2.000$
dataset contribution to F_{obj} :
 $f_{\text{val}}(0034) = 8.1937\text{E-}04$
rel. contribution = 0.0004 %

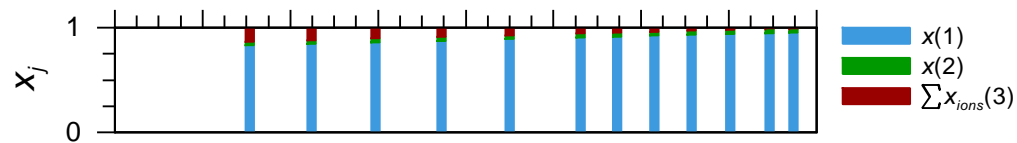
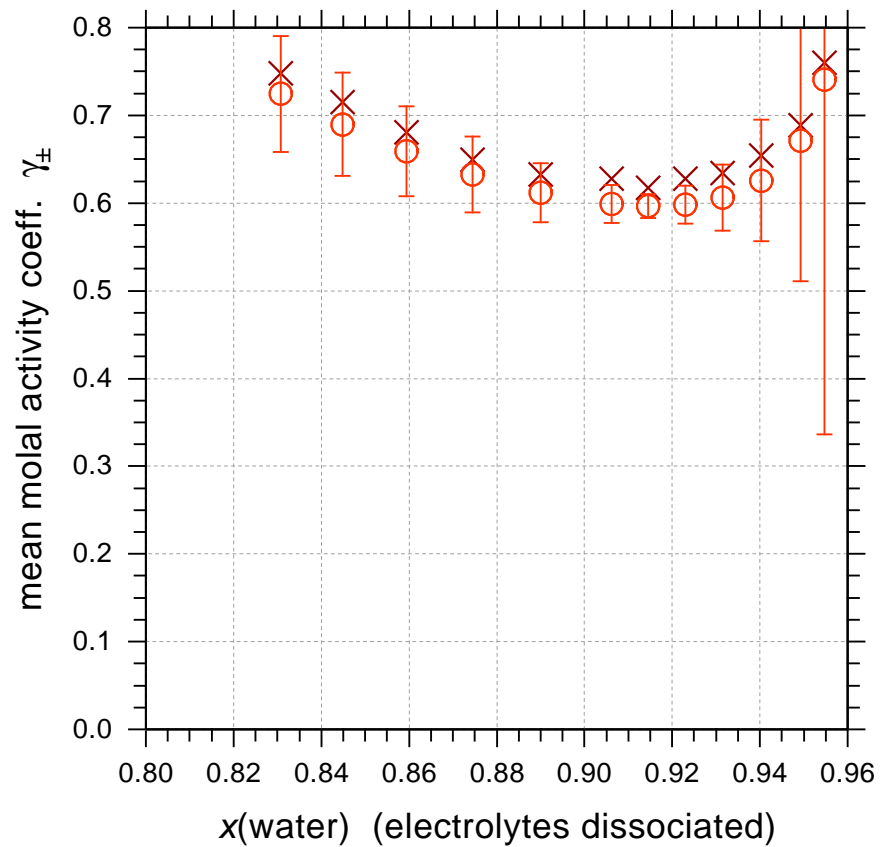
Fig. S0142 (AIOMFAC_output_0035)

H₂O (1) + Ethanol (2) + NaCl (3)

Temperature: 298 K

left y-axis:

- × NaCl_EtOH_10%_Lopes
- AIOMFAC mean molal activity coeff. γ_{\pm}

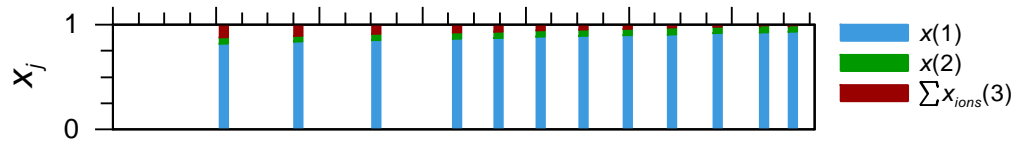
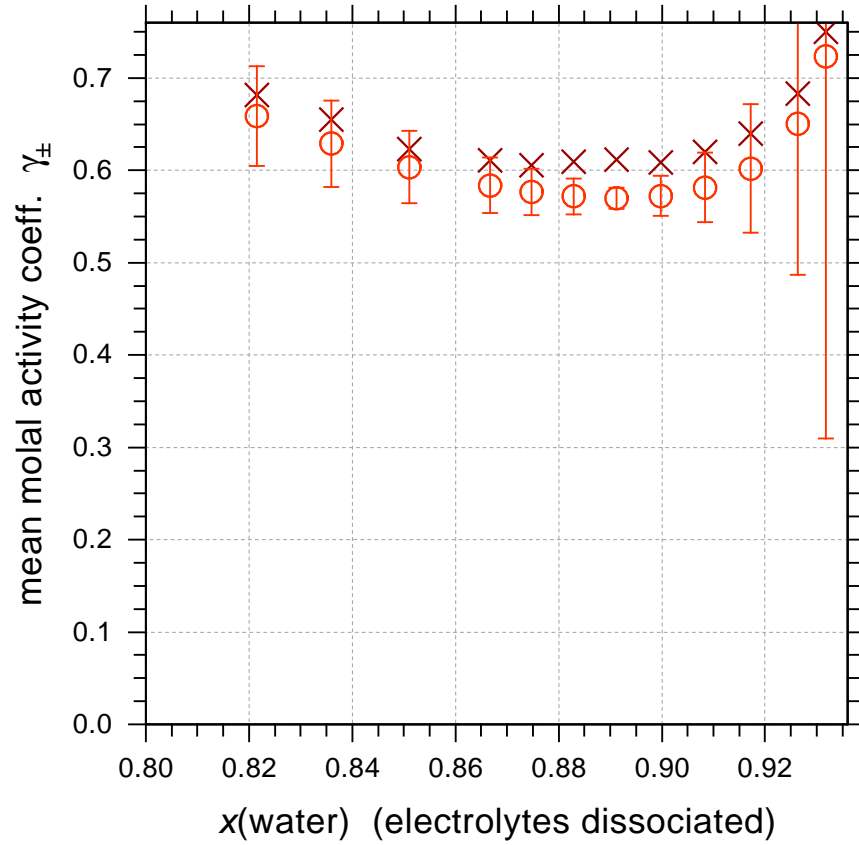


initial weighting of dataset:
 $w^{\text{init}}(0035) = 2.000$
dataset contribution to F_{obj} :
 $\text{fval}(0035) = 2.2290\text{E-}02$
rel. contribution = 0.0106 %

Fig. S0143 (AIOMFAC_output_0036)

H₂O (1) + Ethanol (2) + NaCl (3)

Temperature: 298 K



left y-axis:

- × NaCl_EtOH_15%_Lopes
- AIOMFAC mean molal activity coeff. γ_{\pm}

initial weighting of dataset:
 $w^{init}(0036) = 2.000$
dataset contribution to F_{obj} :
 $fval(0036) = 4.5065E-02$
rel. contribution = 0.0214 %

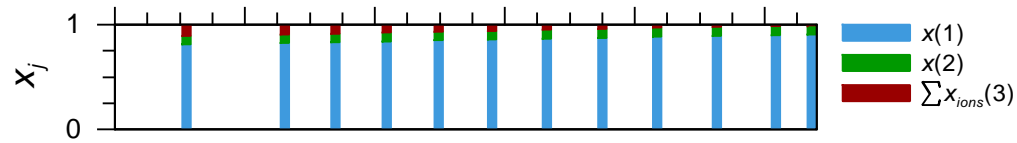
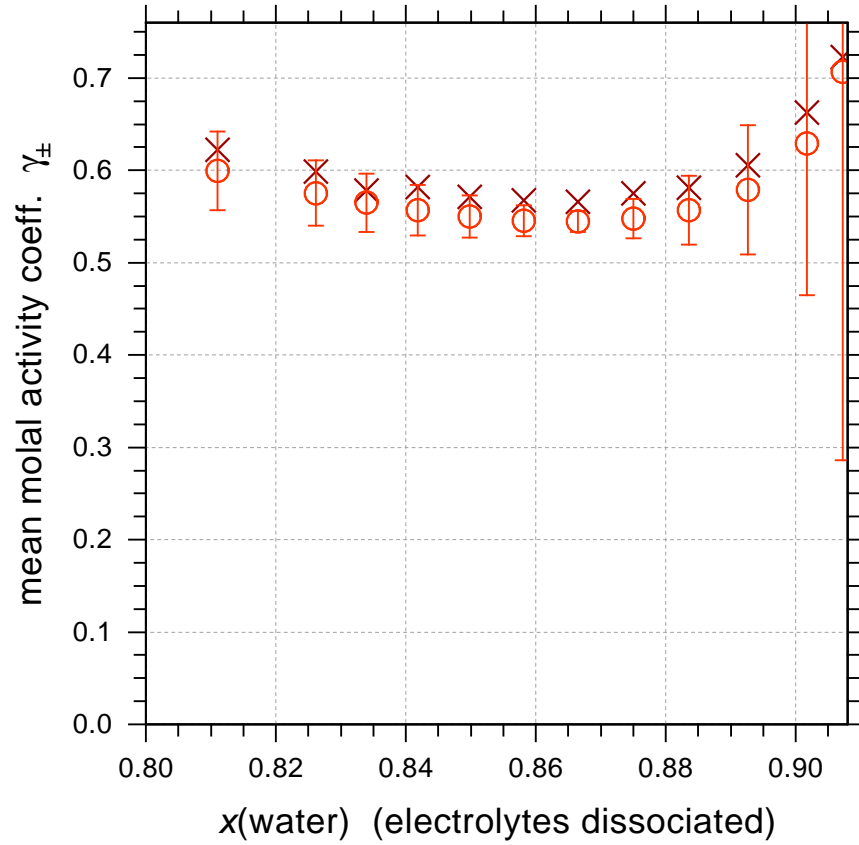
Fig. S0144 (AIOMFAC_output_0037)

H₂O (1) + Ethanol (2) + NaCl (3)

Temperature: 298 K

left y-axis:

- × NaCl_EtOH_20%_Lopes
- AIOMFAC mean molal activity coeff. γ_{\pm}



initial weighting of dataset:
 $w^{\text{init}}(0037) = 2.000$
dataset contribution to F_{obj} :
 $f_{\text{val}}(0037) = 2.6314\text{E-}02$
rel. contribution = 0.0125 %

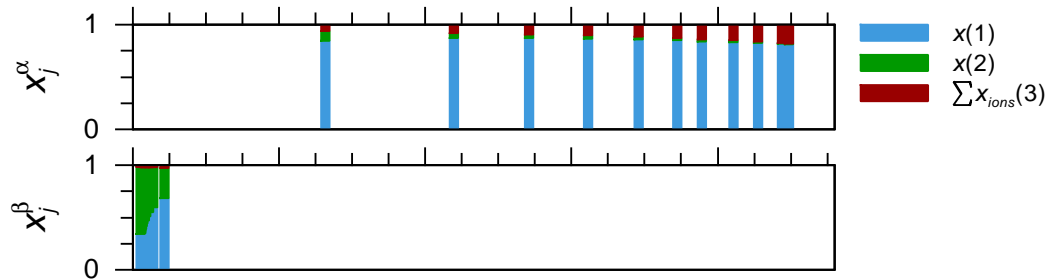
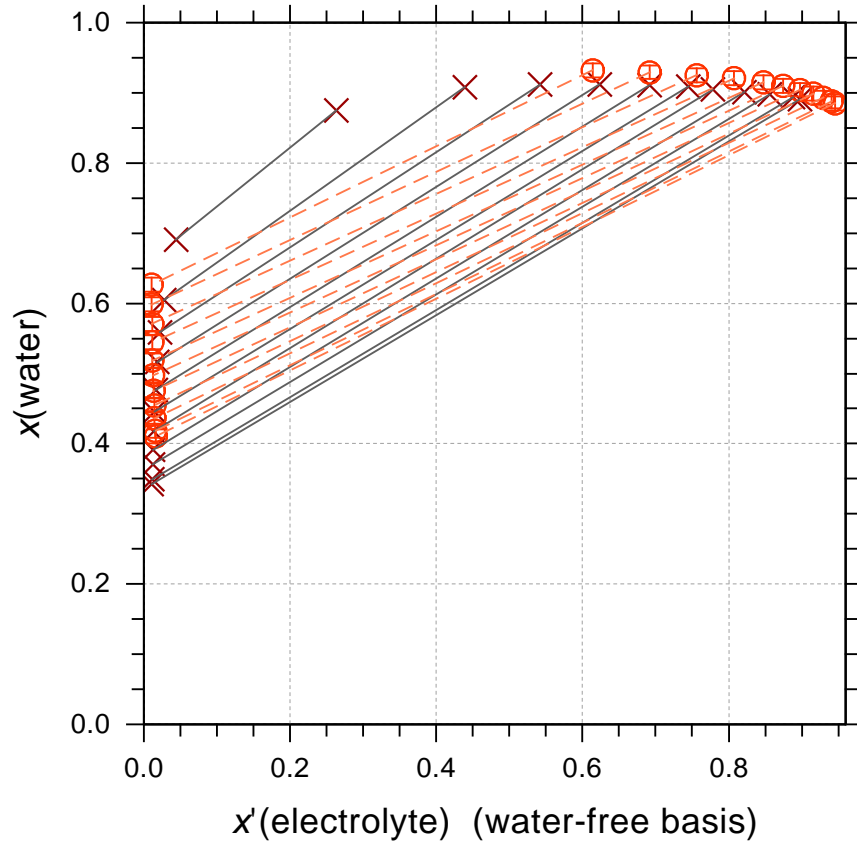
Fig. S0145 (AIOMFAC_output_0046)

H₂O (1) + 1-Propanol (2) + NaCl (3)

Temperature: 298 K

left y-axis:

- × NaCl_1-ProH_LLE_Santis
- AIOMFAC calc. LLE composition



initial weighting of dataset:
 $w^{init}(0046) = 1.000$
dataset contribution to F_{obj} :
 $fval(0046) = 4.4931E-01$
rel. contribution = 0.2137 %

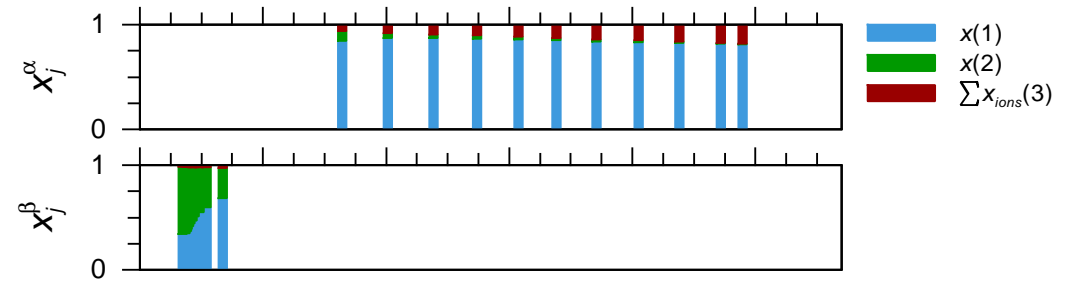
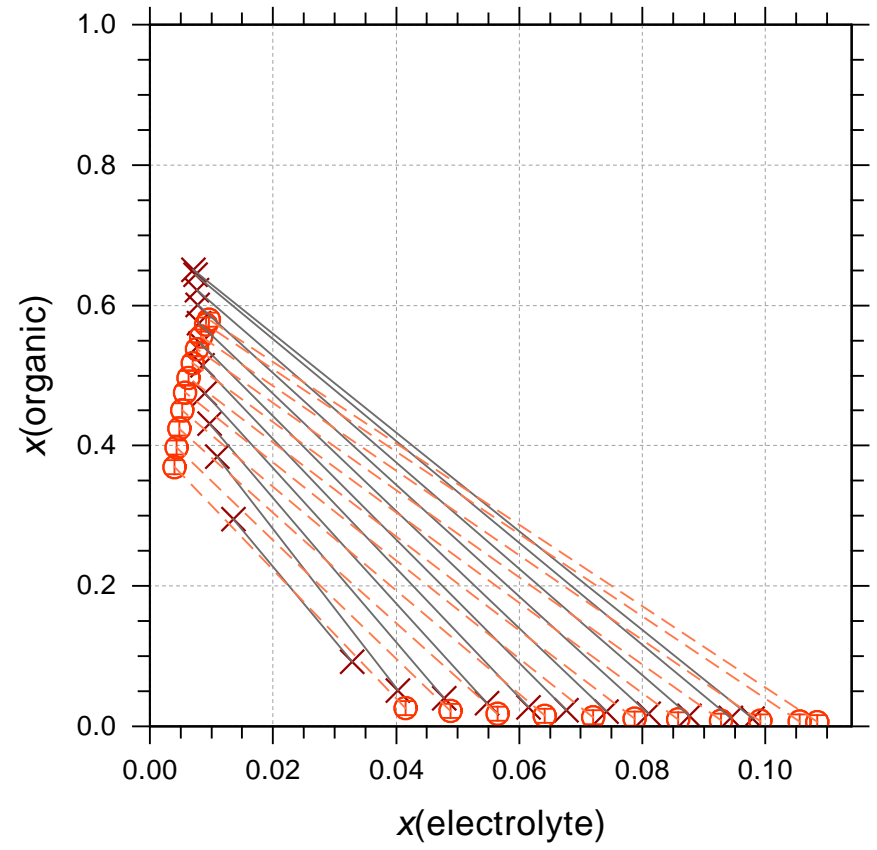
Fig. S0145a (AIOMFAC_output_0046)

H₂O (1) + 1-Propanol (2) + NaCl (3)

Temperature: 298 K

left y-axis:

- × NaCl_1-ProH_LLE_Santis
- AIOMFAC calc. LLE composition



initial weighting of dataset:
 $w^{init}(0046) = 1.000$
 dataset contribution to F_{obj} :
 $fval(0046) = 4.4931E-01$
 rel. contribution = 0.2137 %

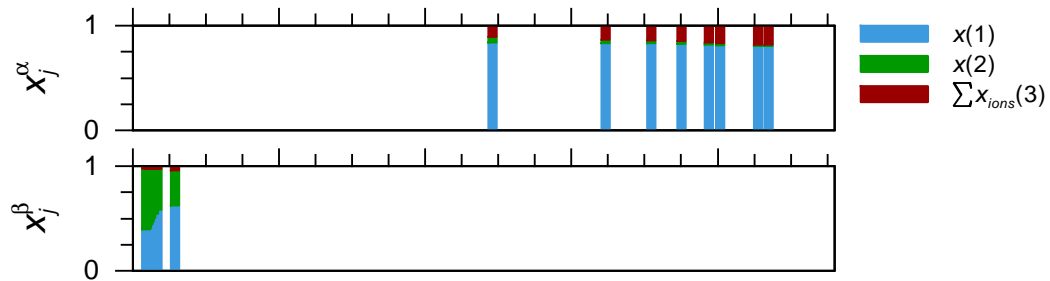
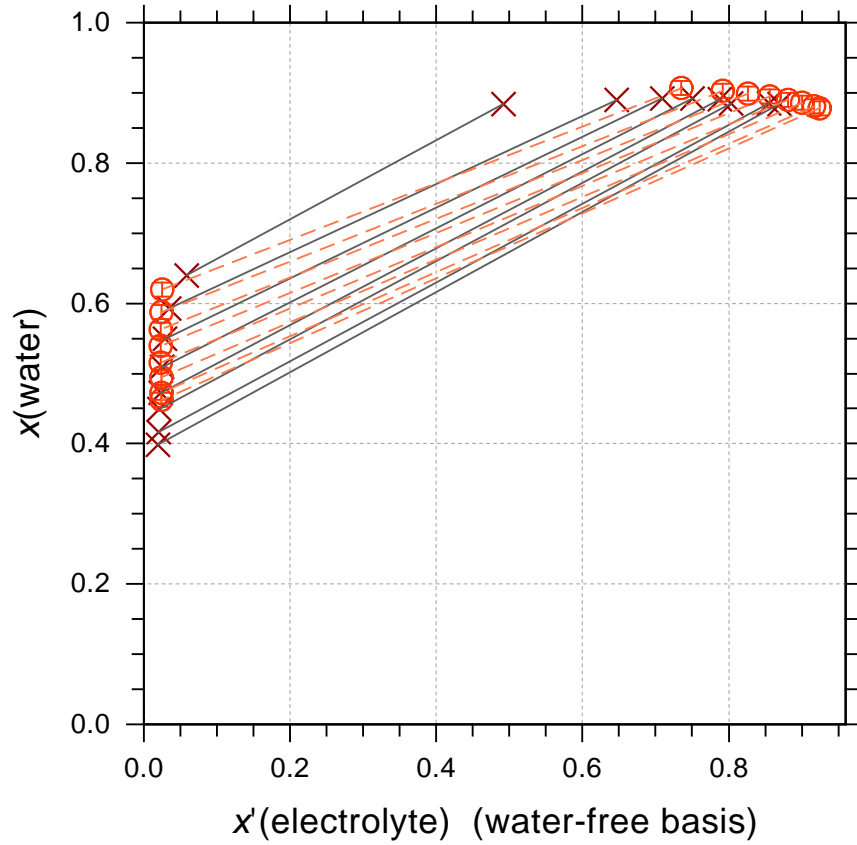
Fig. S0146 (AIOMFAC_output_0047)

H₂O (1) + 2-Propanol (2) + NaCl (3)

Temperature: 298 K

left y-axis:

- × NaCl_2-ProH_LLE_Santis
- AIOMFAC calc. LLE composition



initial weighting of dataset:
 $w^{init}(0047) = 1.000$
 dataset contribution to F_{obj} :
 $fval(0047) = 3.1567E-01$
 rel. contribution = 0.1501 %

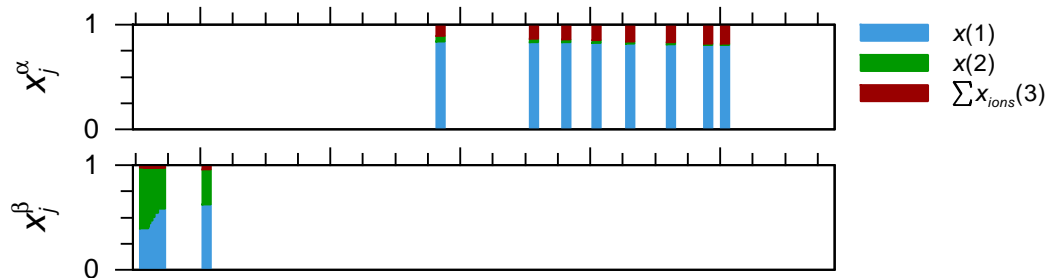
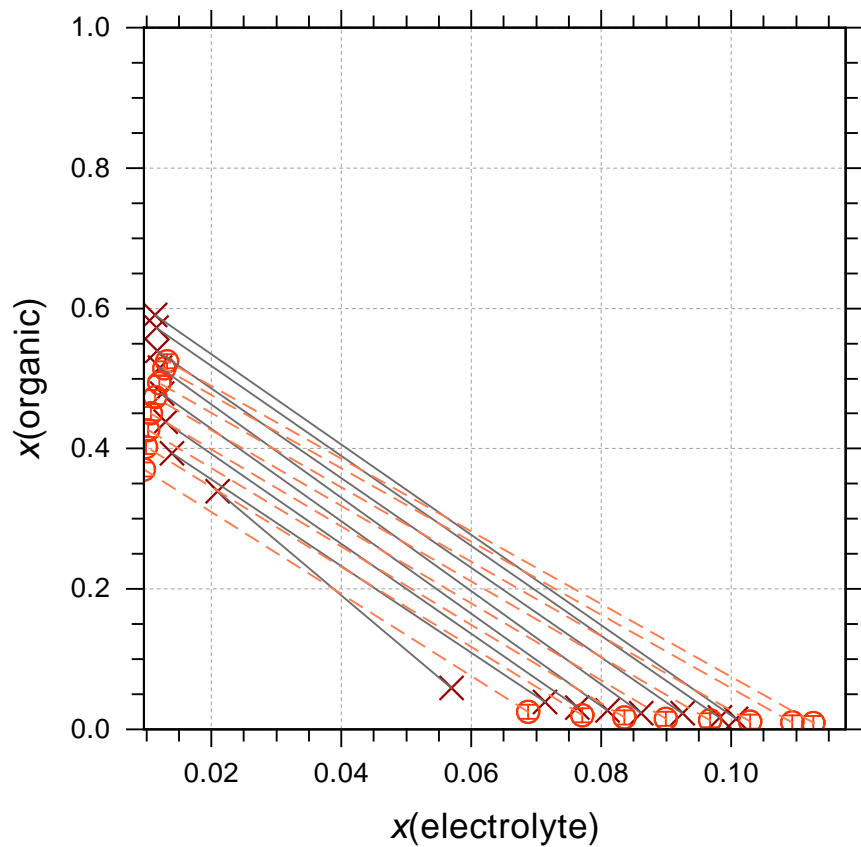
Fig. S0146a (AIOMFAC_output_0047)

H₂O (1) + 2-Propanol (2) + NaCl (3)

Temperature: 298 K

left y-axis:

- × NaCl_2-ProOH_LLE_Santis
- AIOMFAC calc. LLE composition



initial weighting of dataset:
 $w^{init}(0047) = 1.000$
 dataset contribution to F_{obj} :
 $fval(0047) = 3.1567E-01$
 rel. contribution = 0.1501 %

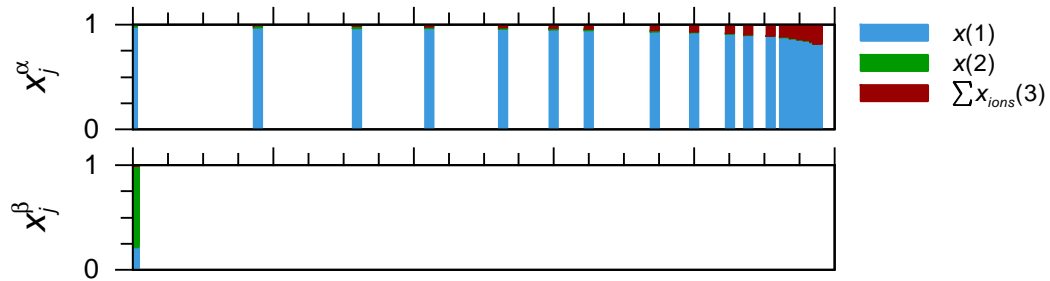
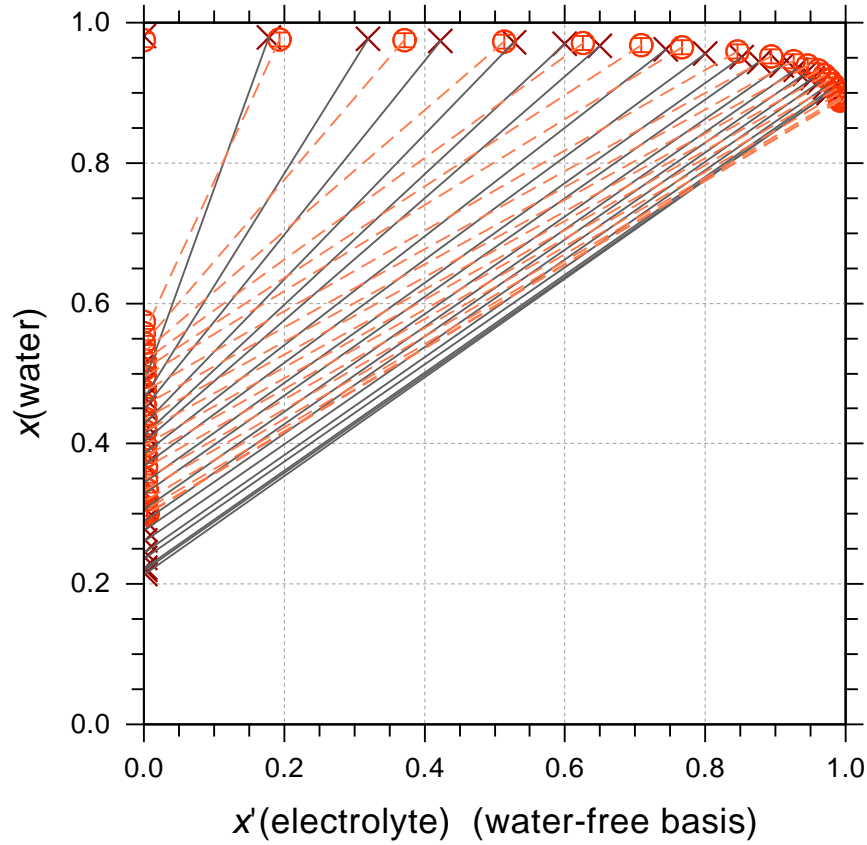
Fig. S0147 (AIOMFAC_output_0048)

H₂O (1) + 1-Butanol (2) + NaCl (3)

Temperature: 298 K

left y-axis:

- × NaCl_1-BuOH_LLE_Santis
- AIOMFAC calc. LLE composition



initial weighting of dataset:
 $w^{init}(0048) = 1.000$
 dataset contribution to F_{obj} :
 $fval(0048) = 1.2396E-01$
 rel. contribution = 0.0589 %

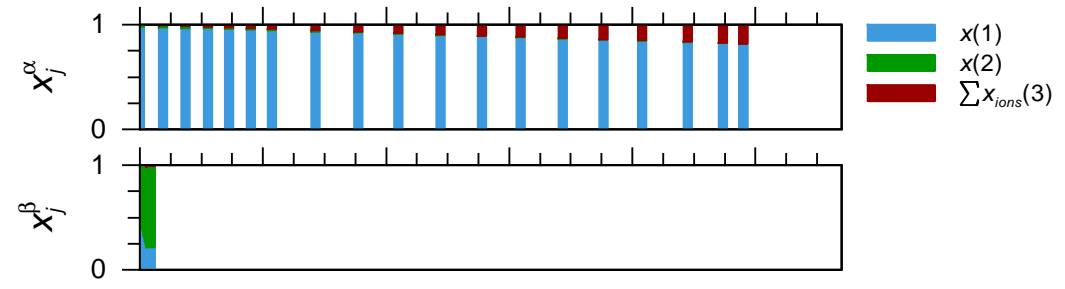
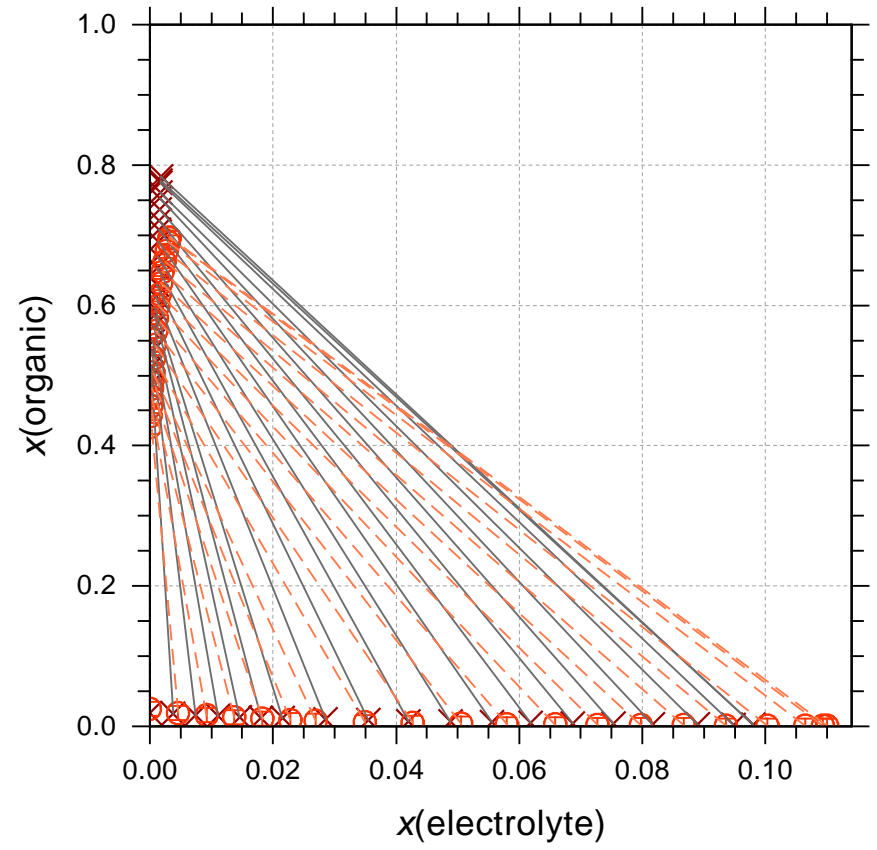
Fig. S0147a (AIOMFAC_output_0048)

H₂O (1) + 1-Butanol (2) + NaCl (3)

Temperature: 298 K

left y-axis:

- × NaCl_1-BuOH_LLE_Santis
- AIOMFAC calc. LLE composition



initial weighting of dataset:
 $w^{init}(0048) = 1.000$
dataset contribution to F_{obj} :
 $fval(0048) = 1.2396E-01$
rel. contribution = 0.0589 %

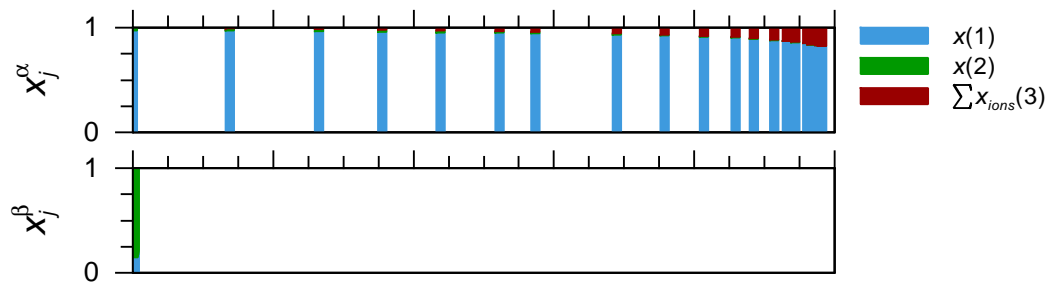
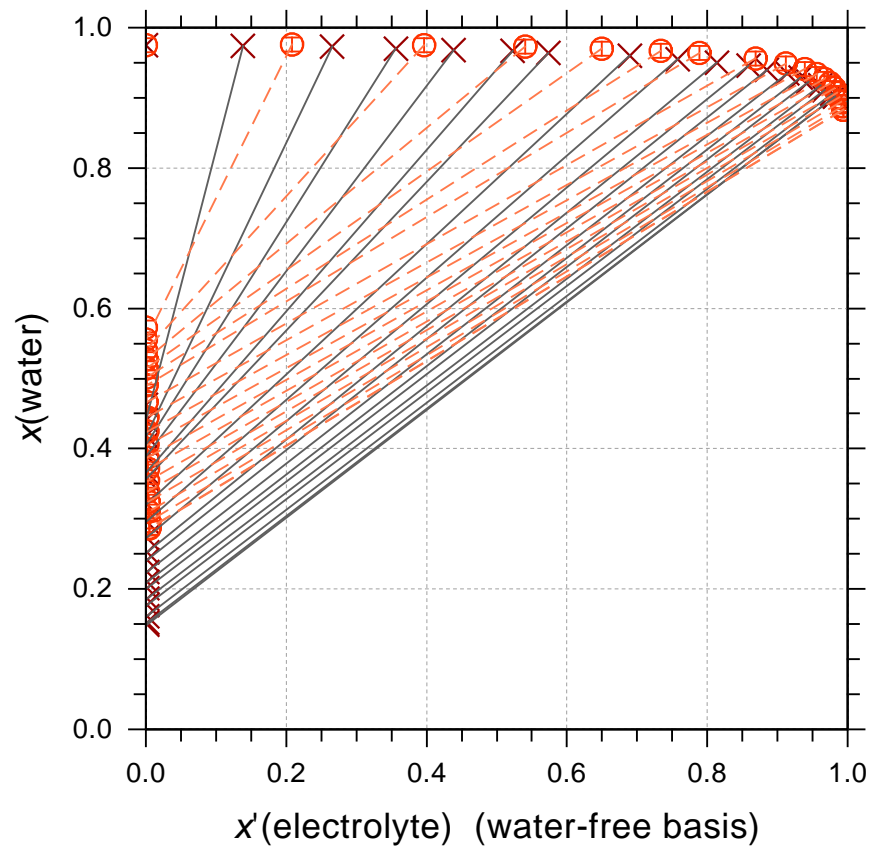
Fig. S0148 (AIOMFAC_output_0049)

H₂O (1) + Isobutanol (2) + NaCl (3)

Temperature: 298 K

left y-axis:

- × NaCl_iso-BuOH_LLE_Santis
- AIOMFAC calc. LLE composition



initial weighting of dataset:
 $w^{init}(0049) = 1.000$
 dataset contribution to F_{obj} :
 $fval(0049) = 3.0845E-01$
 rel. contribution = 0.1467 %

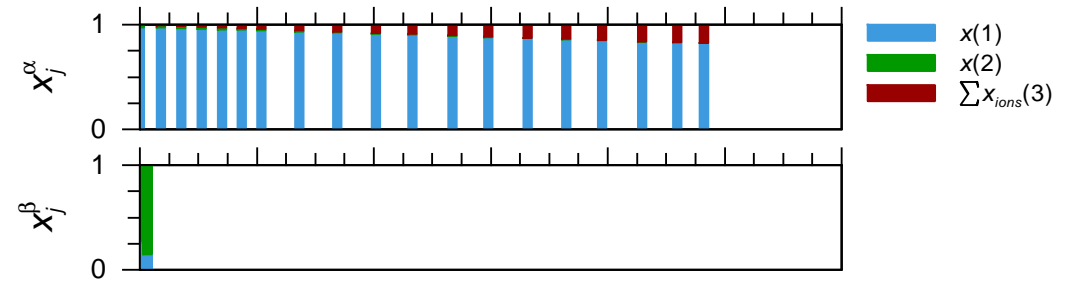
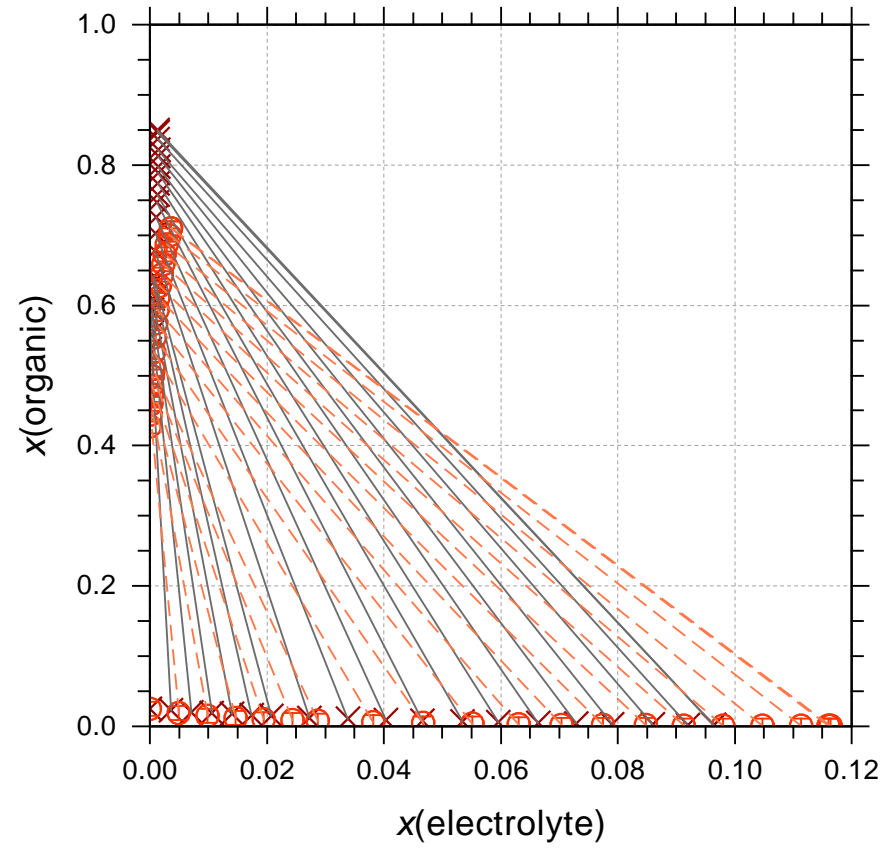
Fig. S0148a (AIOMFAC_output_0049)

H₂O (1) + Isobutanol (2) + NaCl (3)

Temperature: 298 K

left y-axis:

- × NaCl_iso-BuOH_LLE_Santis
- AIOMFAC calc. LLE composition



initial weighting of dataset:
 $w^{init}(0049) = 1.000$
dataset contribution to F_{obj} :
 $fval(0049) = 3.0845E-01$
rel. contribution = 0.1467 %

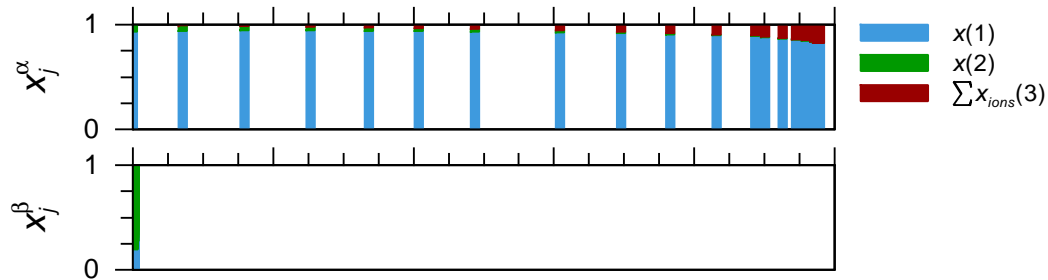
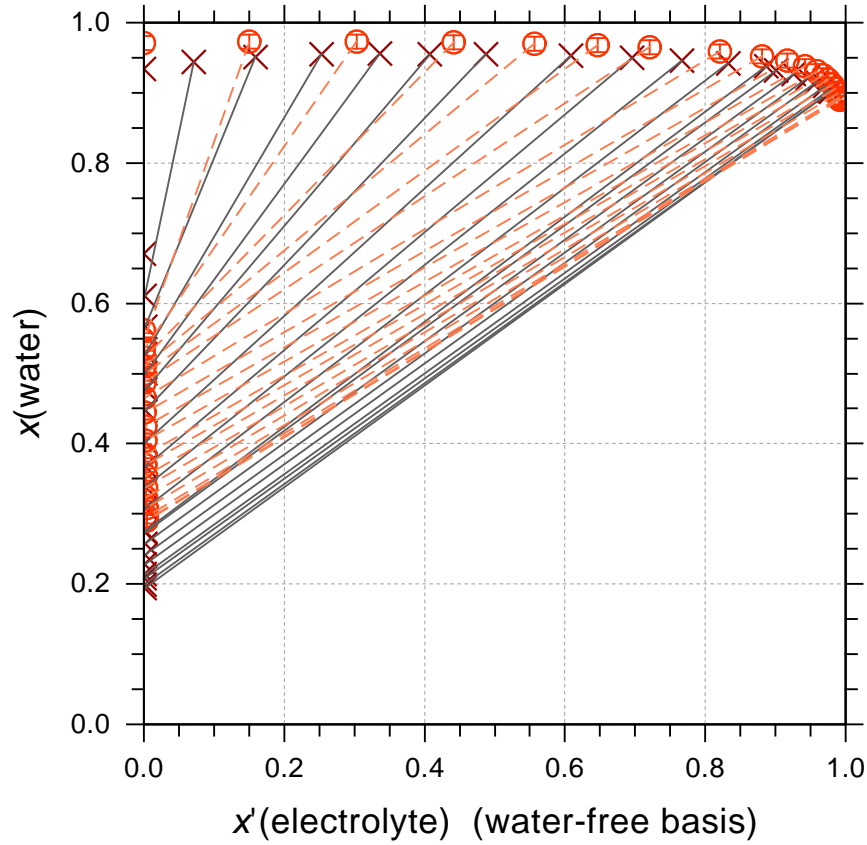
Fig. S0149 (AIOMFAC_output_0050)

H₂O (1) + 2-Butanol (2) + NaCl (3)

Temperature: 298 K

left y-axis:

- × NaCl_2-BuOH_LLE_Santis
- AIOMFAC calc. LLE composition



initial weighting of dataset:
 $w^{init}(0050) = 1.000$
dataset contribution to F_{obj} :
 $fval(0050) = 3.2729E-01$
rel. contribution = 0.1556 %

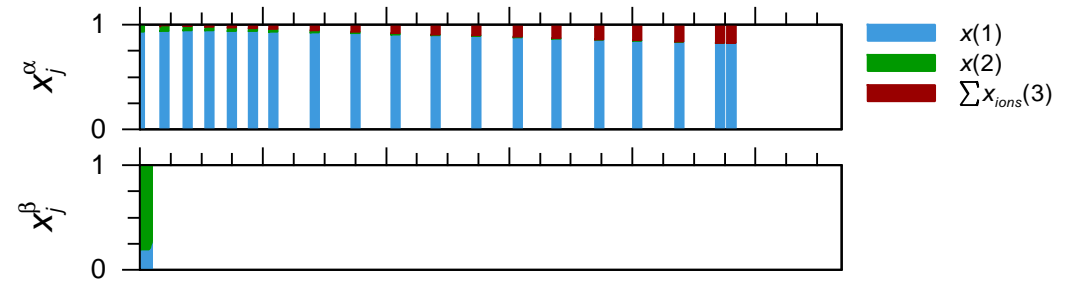
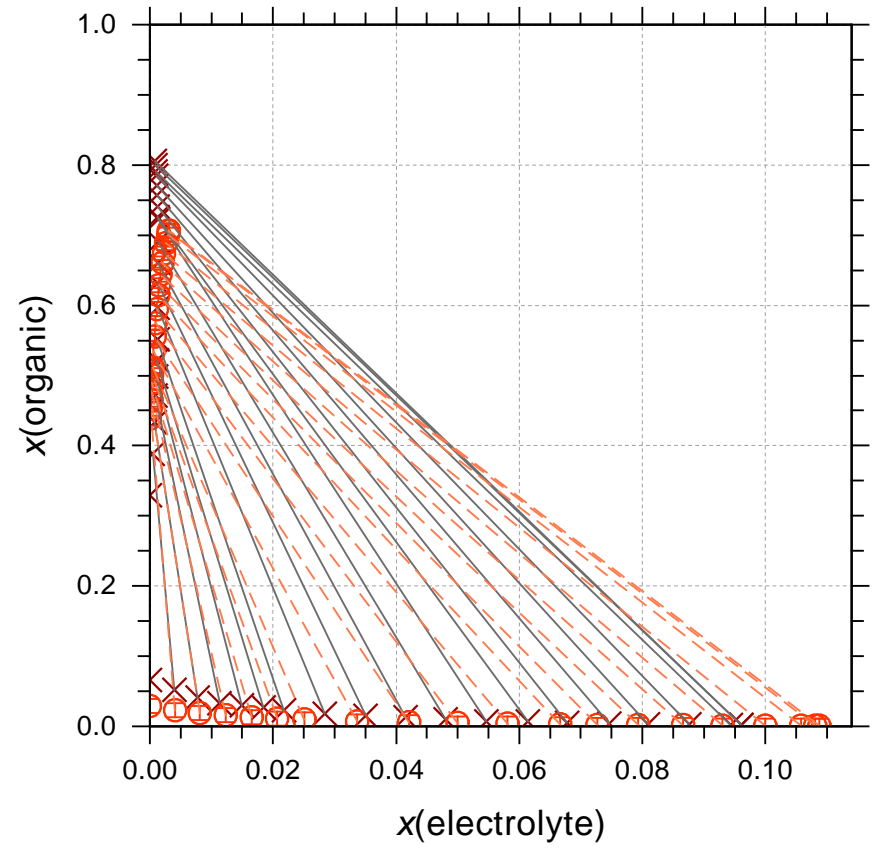
Fig. S0149a (AIOMFAC_output_0050)

H₂O (1) + 2-Butanol (2) + NaCl (3)

Temperature: 298 K

left y-axis:

- × NaCl_2-BuOH_LLE_Santis
- AIOMFAC calc. LLE composition



initial weighting of dataset:
 $w^{init}(0050) = 1.000$
dataset contribution to F_{obj} :
 $fval(0050) = 3.2729E-01$
rel. contribution = 0.1556 %

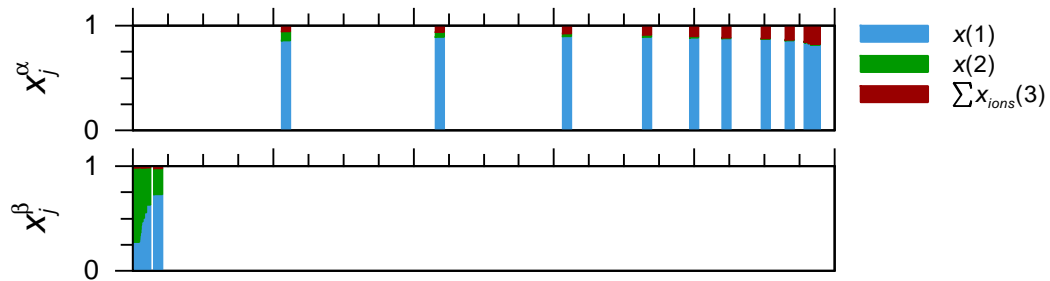
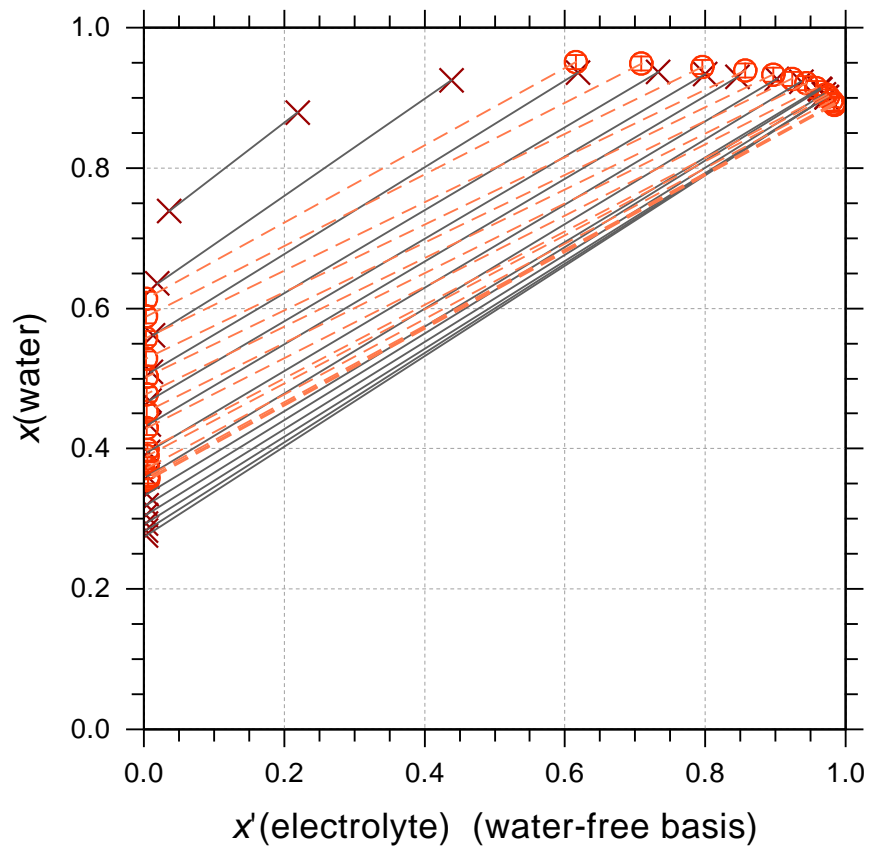
Fig. S0150 (AIOMFAC_output_0051)

H₂O (1) + *tert*-Butanol (2) + NaCl (3)

Temperature: 298 K

left y-axis:

- × NaCl_tert-BuOH_LLE_Santis
- AIOMFAC calc. LLE composition



initial weighting of dataset:
 $w^{init}(0051) = 1.000$
 dataset contribution to F_{obj} :
 $fval(0051) = 3.2279E-01$
 rel. contribution = 0.1535 %

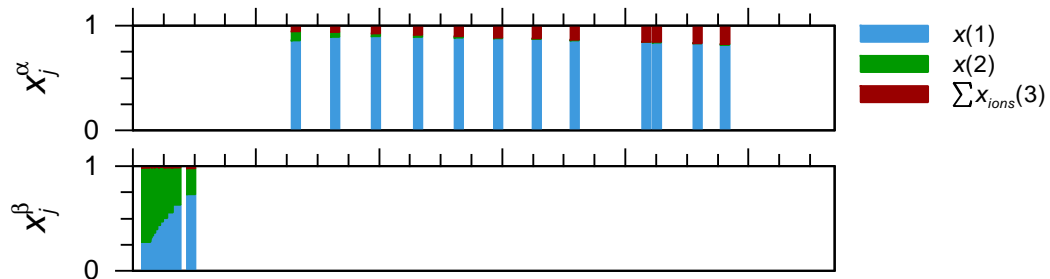
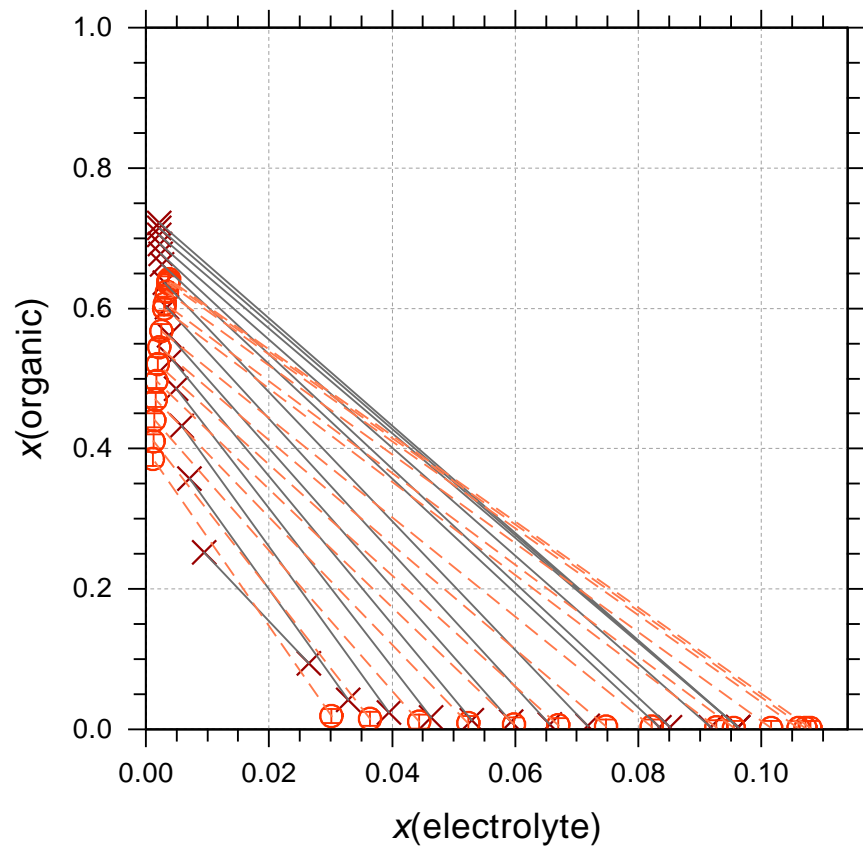
Fig. S0150a (AIOMFAC_output_0051)

H₂O (1) + *tert*-Butanol (2) + NaCl (3)

Temperature: 298 K

left y-axis:

- × NaCl_tert-BuOH_LLE_Santis
- AIOMFAC calc. LLE composition



initial weighting of dataset:
 $w^{init}(0051) = 1.000$
 dataset contribution to F_{obj} :
 $fval(0051) = 3.2279E-01$
 rel. contribution = 0.1535 %

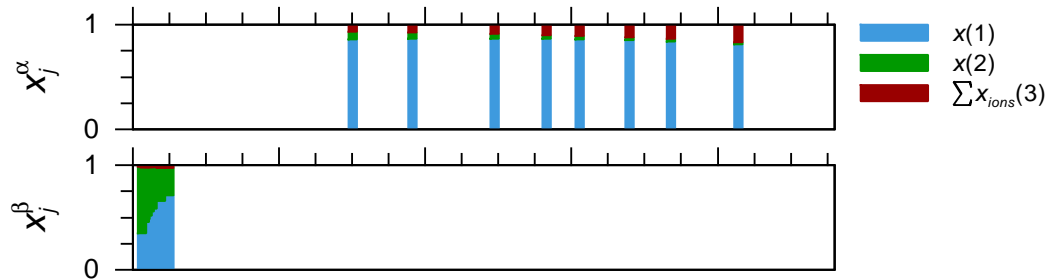
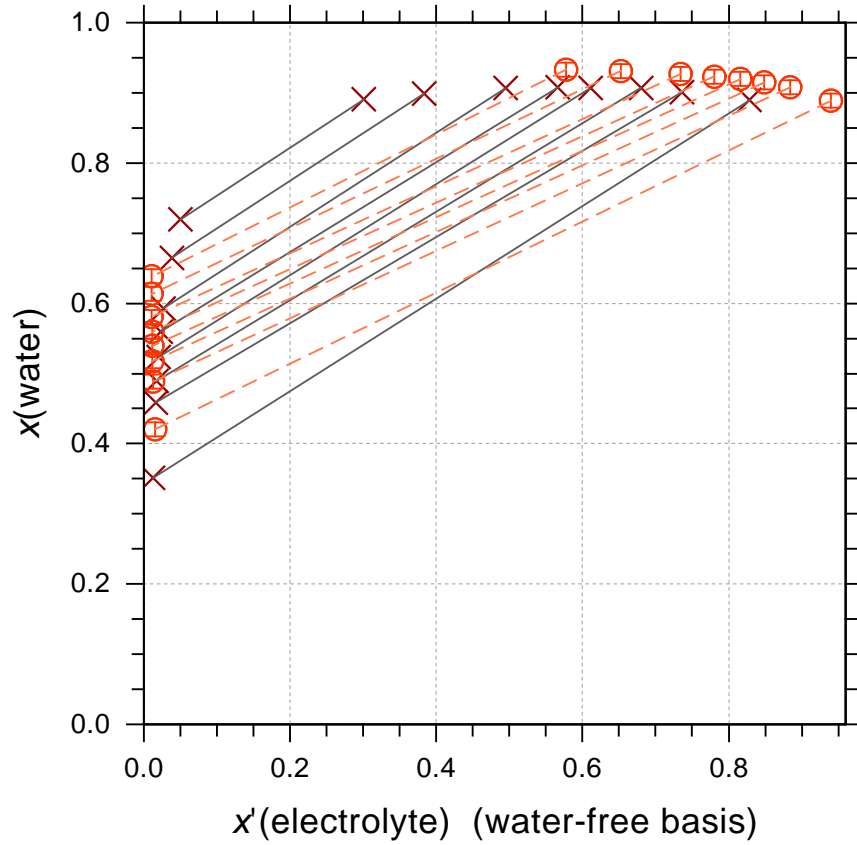
Fig. S0151 (AIOMFAC_output_0052)

H₂O (1) + 1-Propanol (2) + NaCl (3)

Temperature: 298 K

left y-axis:

- × NaCl_1-ProOH_LLE_Chou
- AIOMFAC calc. LLE composition



initial weighting of dataset:
 $w^{init}(0052) = 1.000$
 dataset contribution to F_{obj} :
 $fval(0052) = 6.5865E-01$
 rel. contribution = 0.3132 %

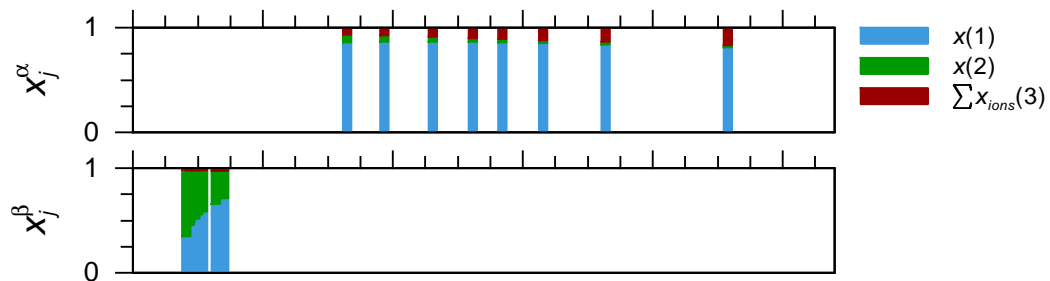
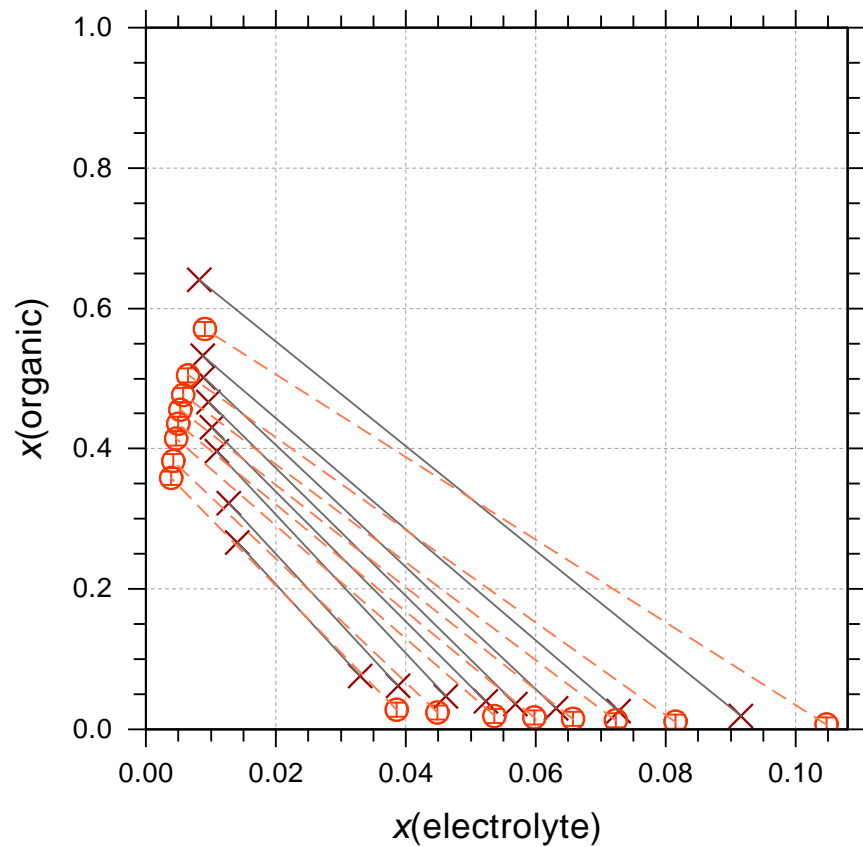
Fig. S0151a (AIOMFAC_output_0052)

H₂O (1) + 1-Propanol (2) + NaCl (3)

Temperature: 298 K

left y-axis:

- × NaCl_1-ProOH_LLE_Chou
- AIOMFAC calc. LLE composition



initial weighting of dataset:
 $w^{init}(0052) = 1.000$
dataset contribution to F_{obj} :
 $fval(0052) = 6.5865E-01$
rel. contribution = 0.3132 %

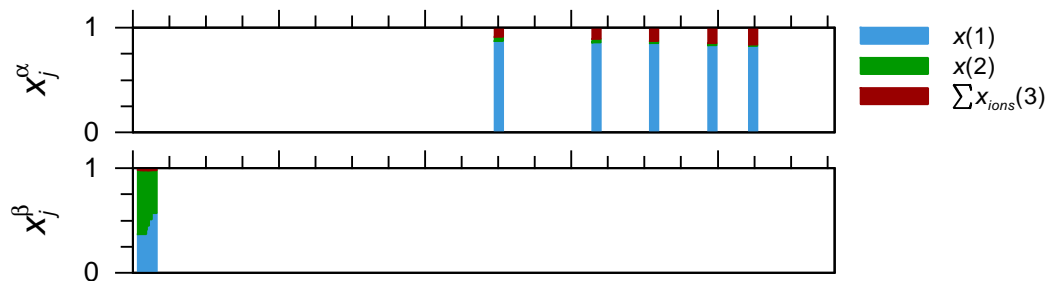
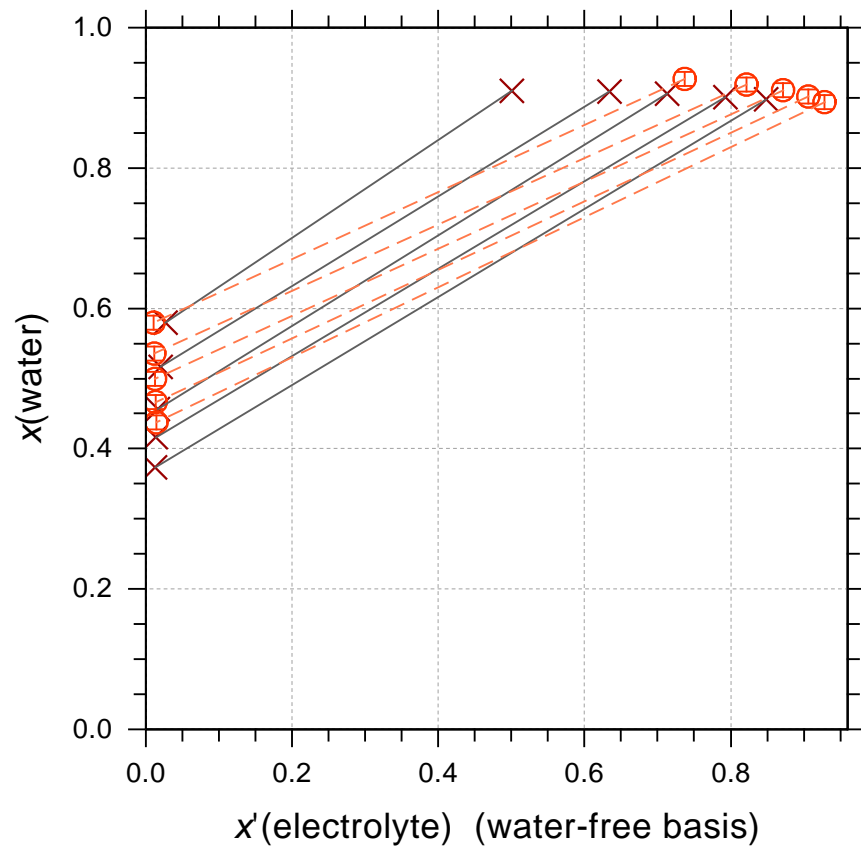
Fig. S0152 (AIOMFAC_output_0053)

H₂O (1) + 1-Propanol (2) + NaCl (3)

Temperature: 298 K

left y-axis:

- × NaCl_1-ProH_LLE_Gomis
- AIOMFAC calc. LLE composition



initial weighting of dataset:
 $w^{init}(0053) = 1.000$
 dataset contribution to F_{obj} :
 $fval(0053) = 6.1731E-01$
 rel. contribution = 0.2936 %

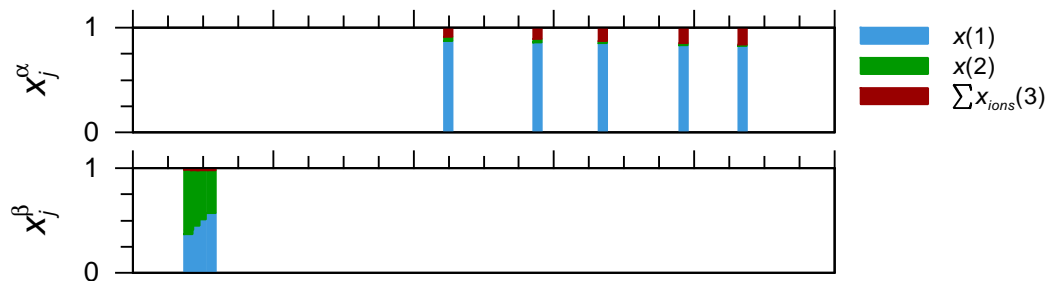
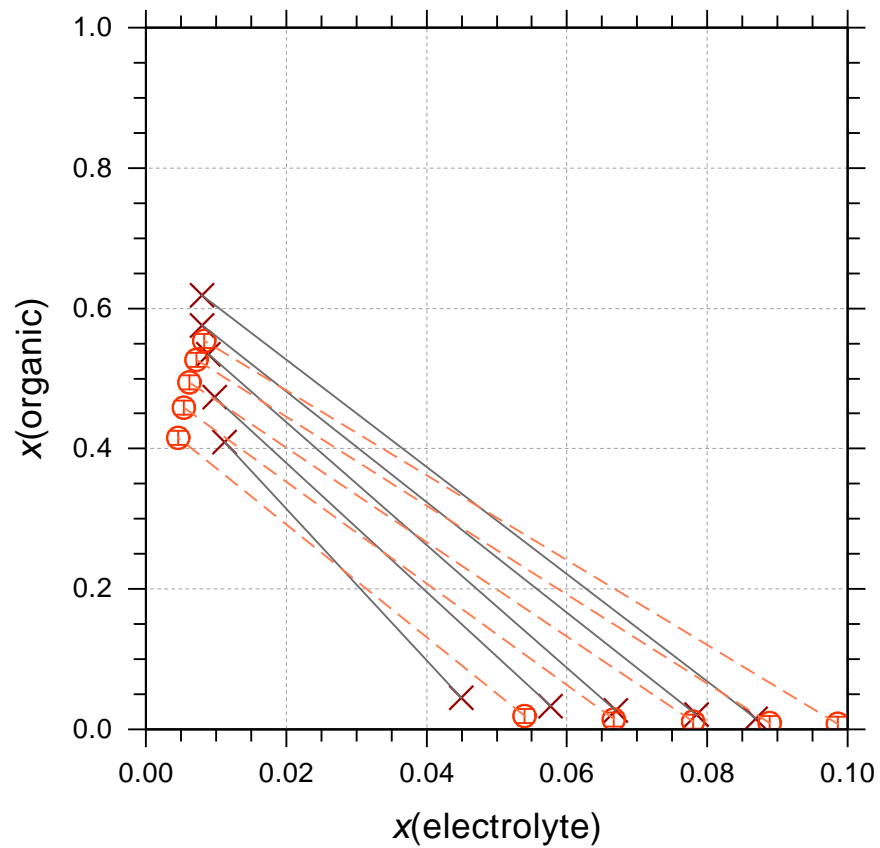
Fig. S0152a (AIOMFAC_output_0053)

H₂O (1) + 1-Propanol (2) + NaCl (3)

Temperature: 298 K

left y-axis:

- × NaCl_1-ProOH_LLE_Gomis
- AIOMFAC calc. LLE composition



initial weighting of dataset:
 $w^{init}(0053) = 1.000$
 dataset contribution to F_{obj} :
 $fval(0053) = 6.1731E-01$
 rel. contribution = 0.2936 %

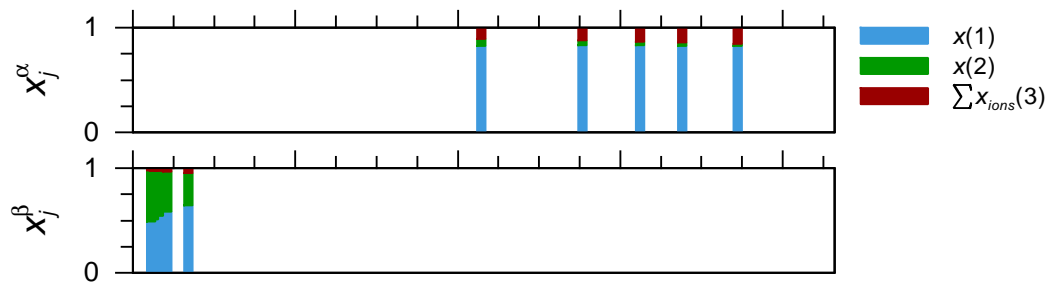
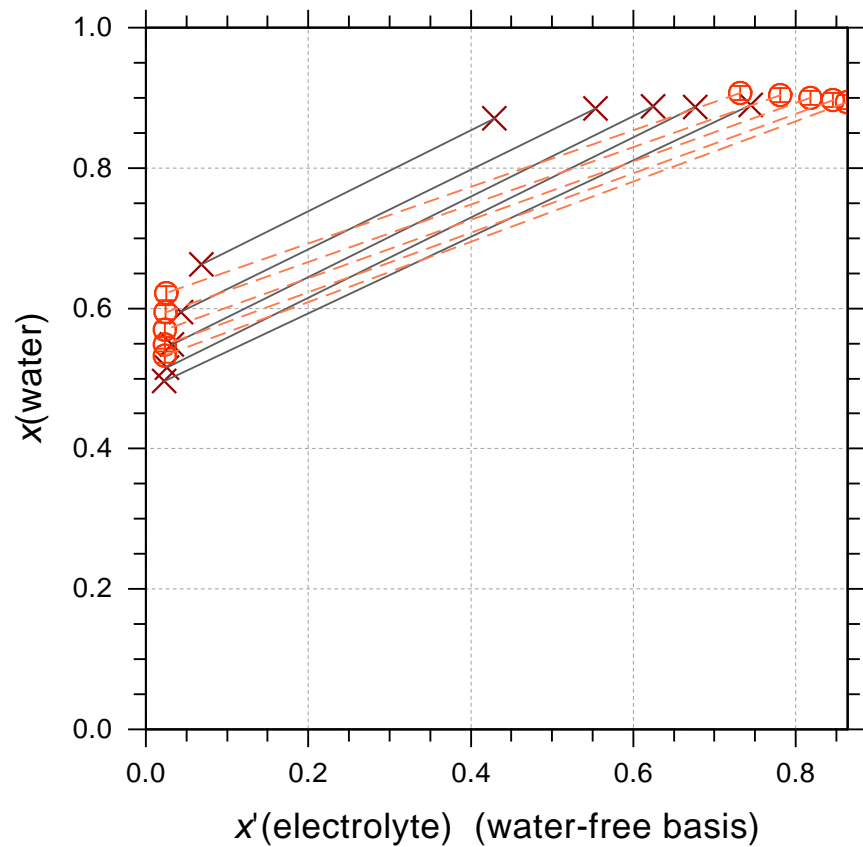
Fig. S0153 (AIOMFAC_output_0054)

H₂O (1) + 2-Propanol (2) + NaCl (3)

Temperature: 298 K

left y-axis:

- × NaCl_2-ProOH_LLE_Gomis
- AIOMFAC calc. LLE composition



initial weighting of dataset:
 $w^{init}(0054) = 1.000$
 dataset contribution to F_{obj} :
 $fval(0054) = 4.8392E-01$
 rel. contribution = 0.2301 %

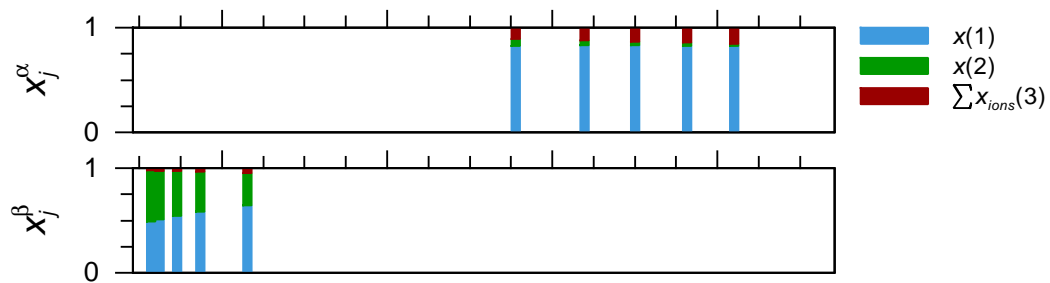
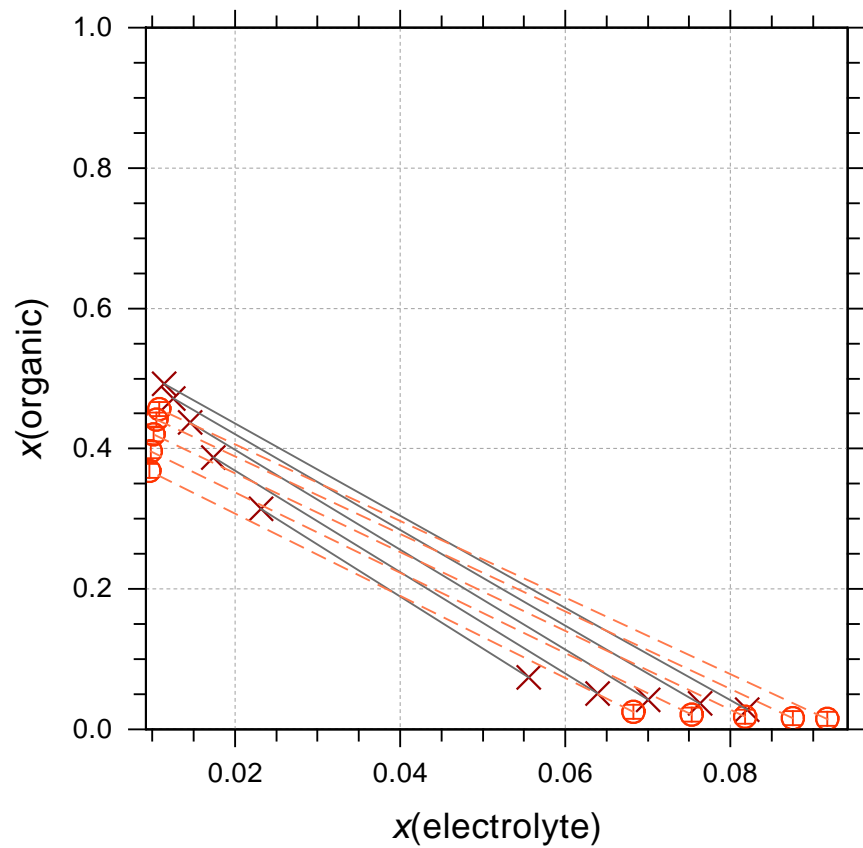
Fig. S0153a (AIOMFAC_output_0054)

H₂O (1) + 2-Propanol (2) + NaCl (3)

Temperature: 298 K

left y-axis:

- × NaCl_2-ProOH_LLE_Gomis
- AIOMFAC calc. LLE composition



initial weighting of dataset:
 $w^{init}(0054) = 1.000$
 dataset contribution to F_{obj} :
 $fval(0054) = 4.8392E-01$
 rel. contribution = 0.2301 %

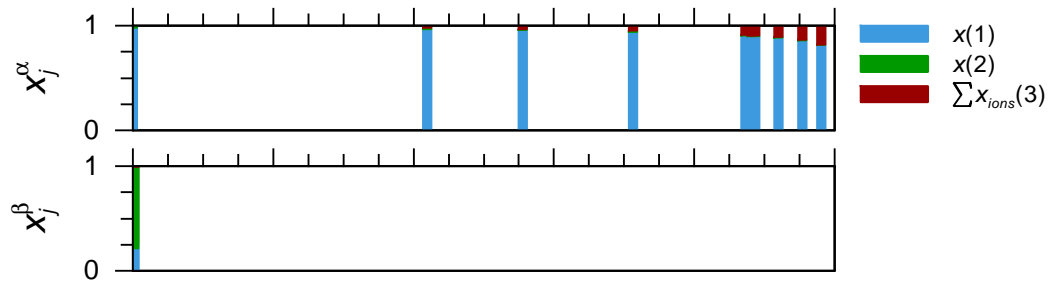
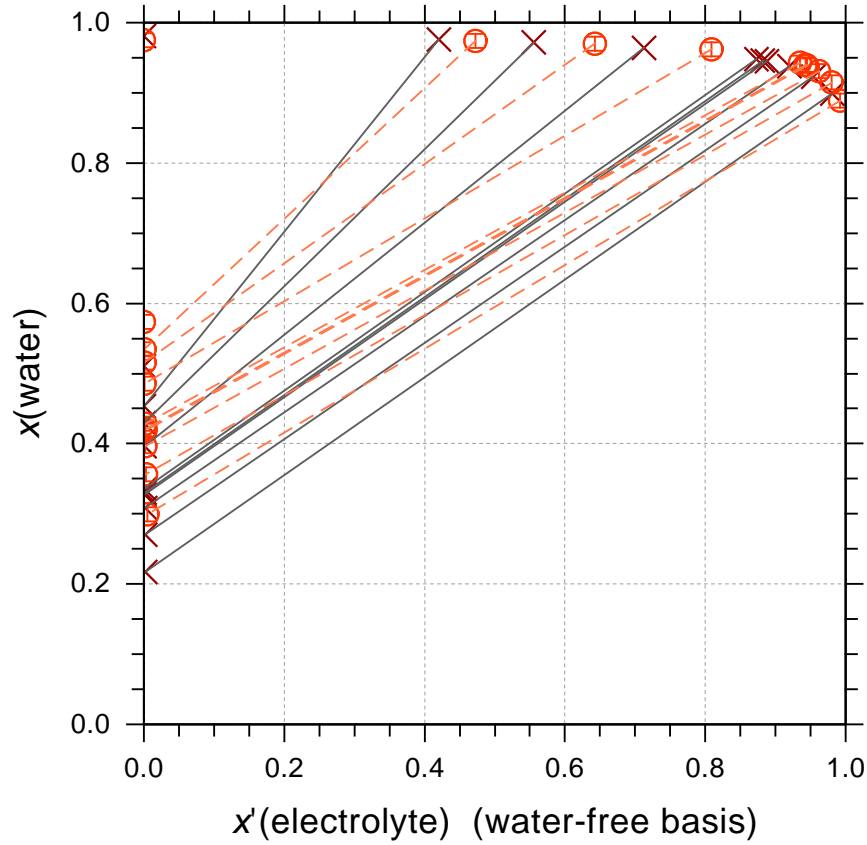
Fig. S0154 (AIOMFAC_output_0055)

H₂O (1) + 1-Butanol (2) + NaCl (3)

Temperature: 298 K

left y-axis:

- × NaCl_1-BuOH_LLE_Li
- AIOMFAC calc. LLE composition



initial weighting of dataset:
 $w^{init}(0055) = 1.000$
 dataset contribution to F_{obj} :
 $fval(0055) = 9.7787E-02$
 rel. contribution = 0.0465 %

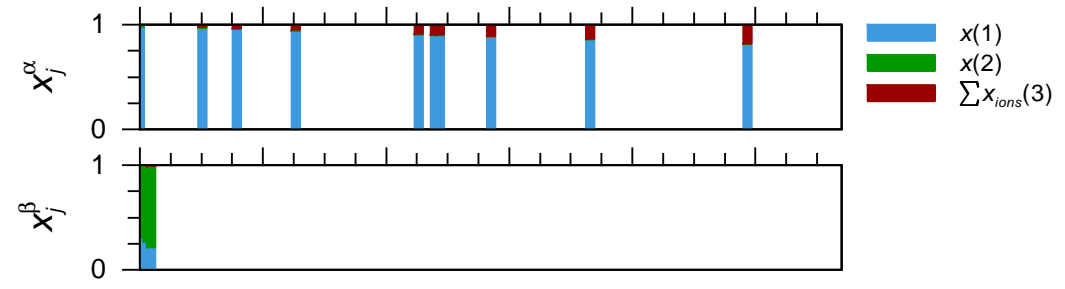
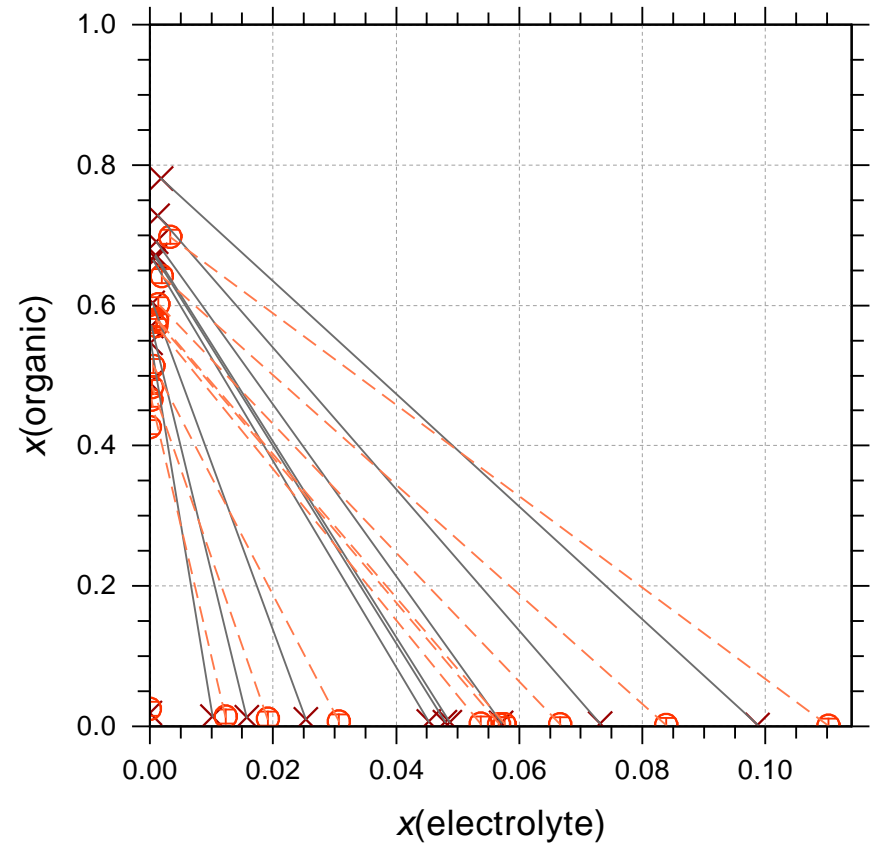
Fig. S0154a (AIOMFAC_output_0055)

H₂O (1) + 1-Butanol (2) + NaCl (3)

Temperature: 298 K

left y-axis:

- × NaCl_1-BuOH_LLE_Li
- AIOMFAC calc. LLE composition



initial weighting of dataset:
 $w^{init}(0055) = 1.000$
 dataset contribution to F_{obj} :
 $fval(0055) = 9.7787E-02$
 rel. contribution = 0.0465 %

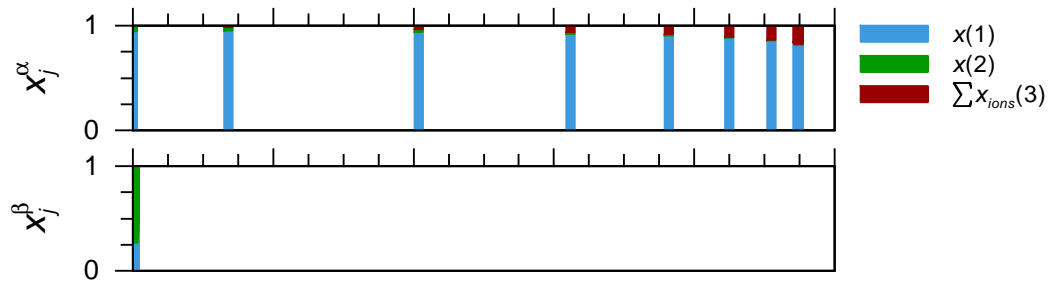
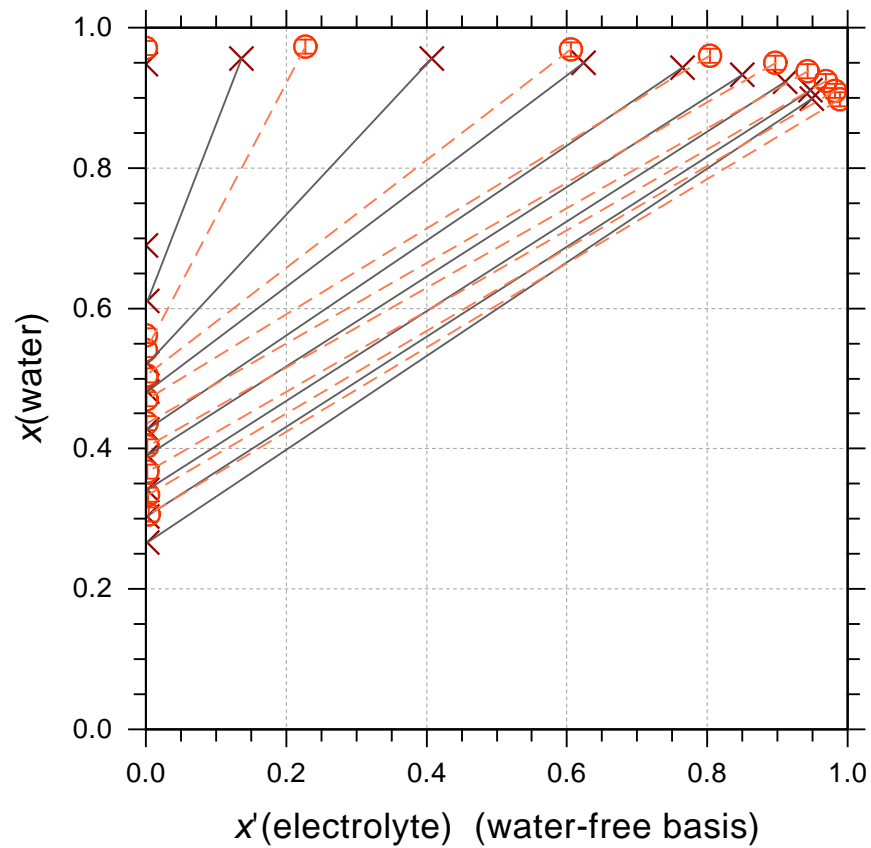
Fig. S0155 (AIOMFAC_output_0056)

H₂O (1) + 2-Butanol (2) + NaCl (3)

Temperature: 298 K

left y-axis:

- × NaCl_2-BuOH_LLE_Gomis
- AIOMFAC calc. LLE composition



initial weighting of dataset:
 $w^{init}(0056) = 1.000$
 dataset contribution to F_{obj} :
 $fval(0056) = 5.2718E-01$
 rel. contribution = 0.2507 %

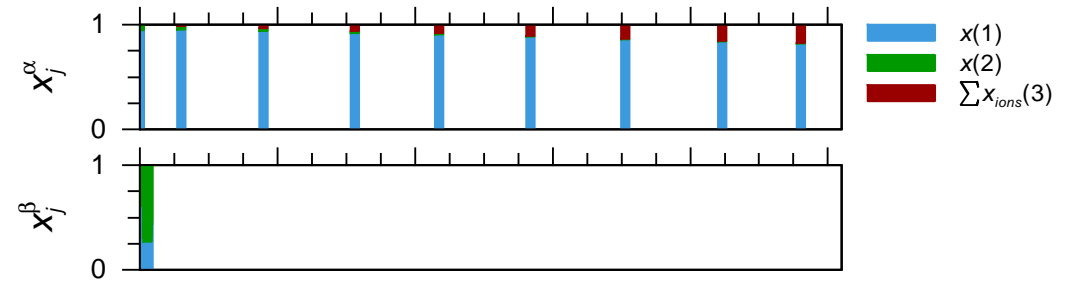
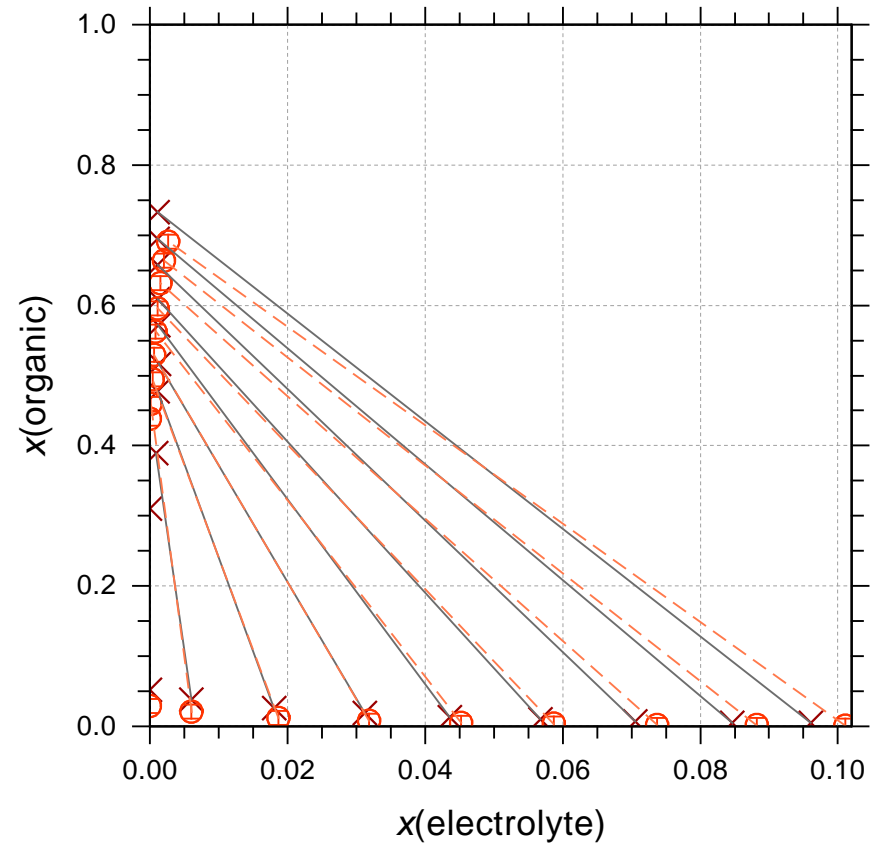
Fig. S0155a (AIOMFAC_output_0056)

H₂O (1) + 2-Butanol (2) + NaCl (3)

Temperature: 298 K

left y-axis:

- × NaCl_2-BuOH_LLE_Gomis
- AIOMFAC calc. LLE composition



initial weighting of dataset:
 $w^{init}(0056) = 1.000$
dataset contribution to F_{obj} :
 $fval(0056) = 5.2718E-01$
rel. contribution = 0.2507 %

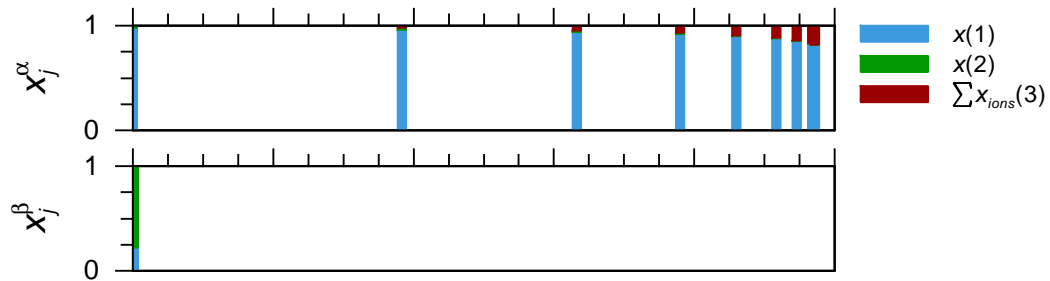
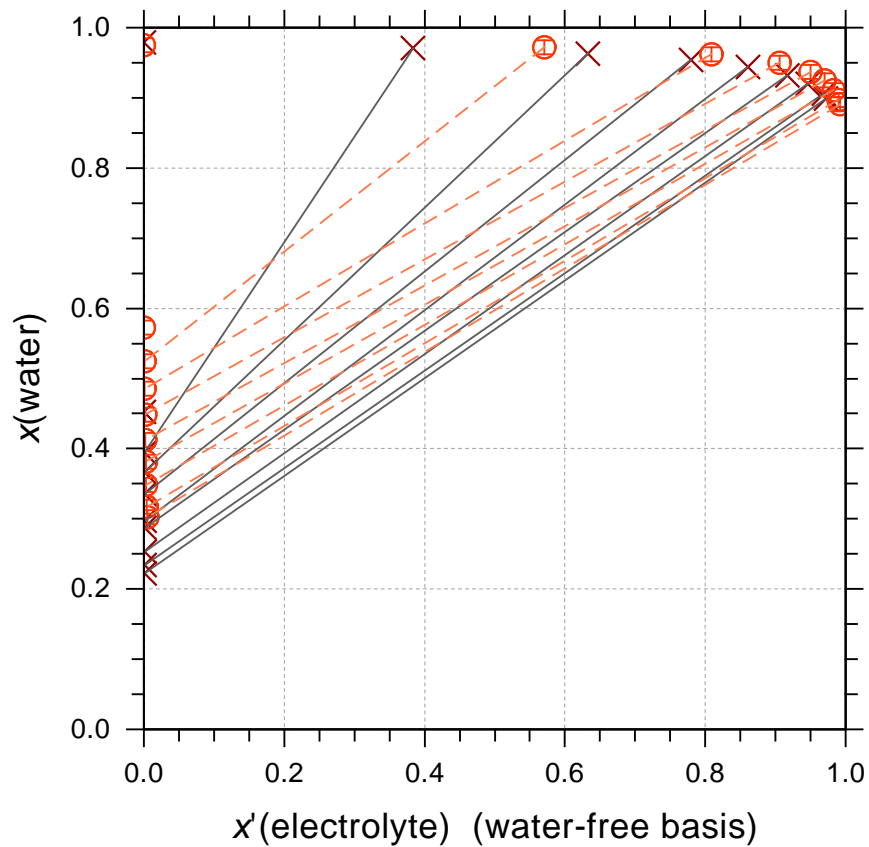
Fig. S0156 (AIOMFAC_output_0057)

H₂O (1) + Isobutanol (2) + NaCl (3)

Temperature: 298 K

left y-axis:

- × NaCl_iso-BuOH_LLE_Gomis
- AIOMFAC calc. LLE composition



initial weighting of dataset:
 $w^{init}(0057) = 1.000$
 dataset contribution to F_{obj} :
 $fval(0057) = 1.9471E-01$
 rel. contribution = 0.0926 %

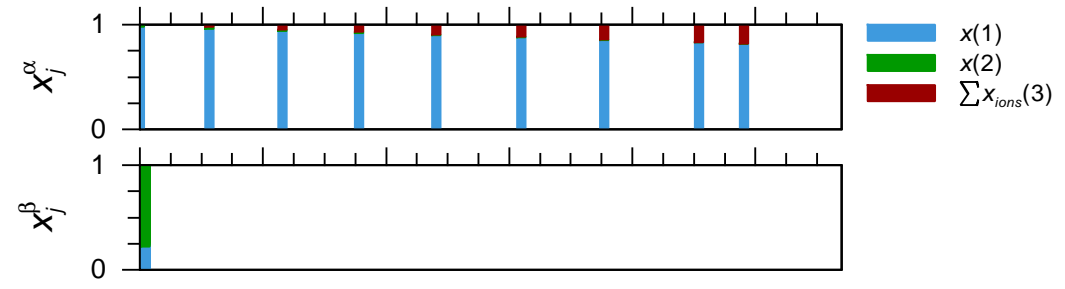
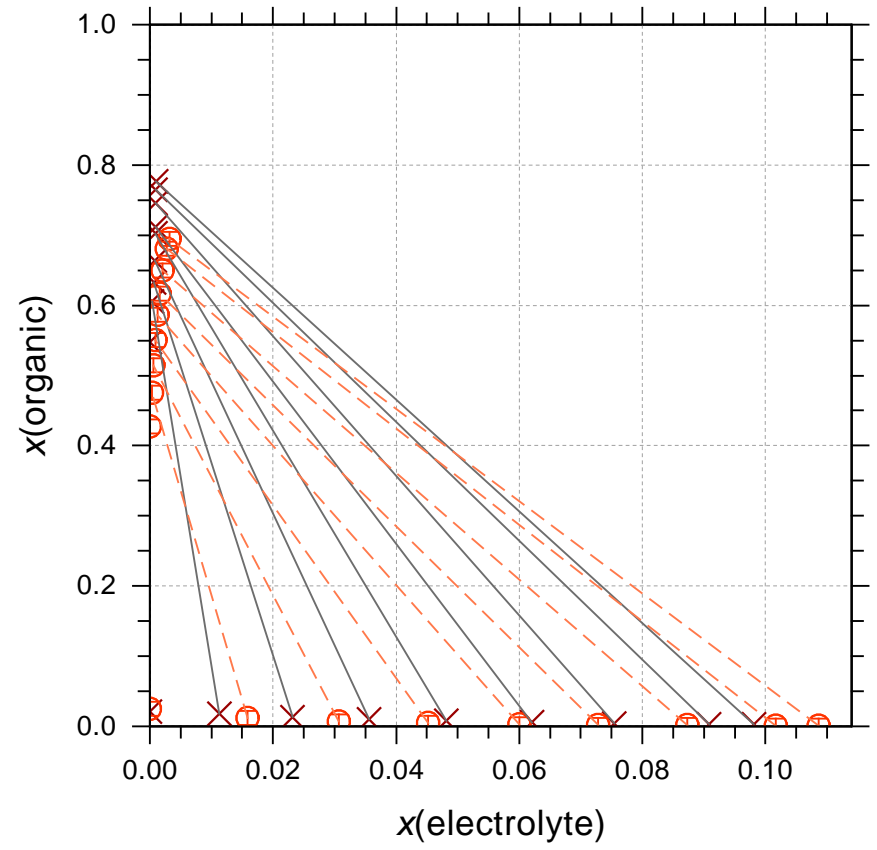
Fig. S0156a (AIOMFAC_output_0057)

H₂O (1) + Isobutanol (2) + NaCl (3)

Temperature: 298 K

left y-axis:

- × NaCl_iso-BuOH_LLE_Gomis
- AIOMFAC calc. LLE composition



initial weighting of dataset:
 $w^{init}(0057) = 1.000$
 dataset contribution to F_{obj} :
 $fval(0057) = 1.9471E-01$
 rel. contribution = 0.0926 %

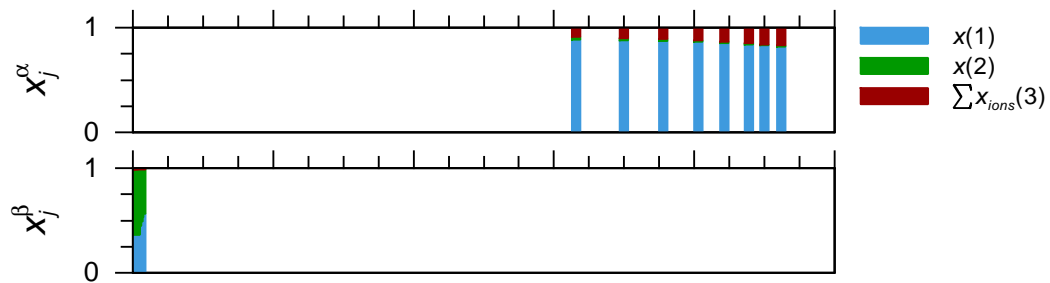
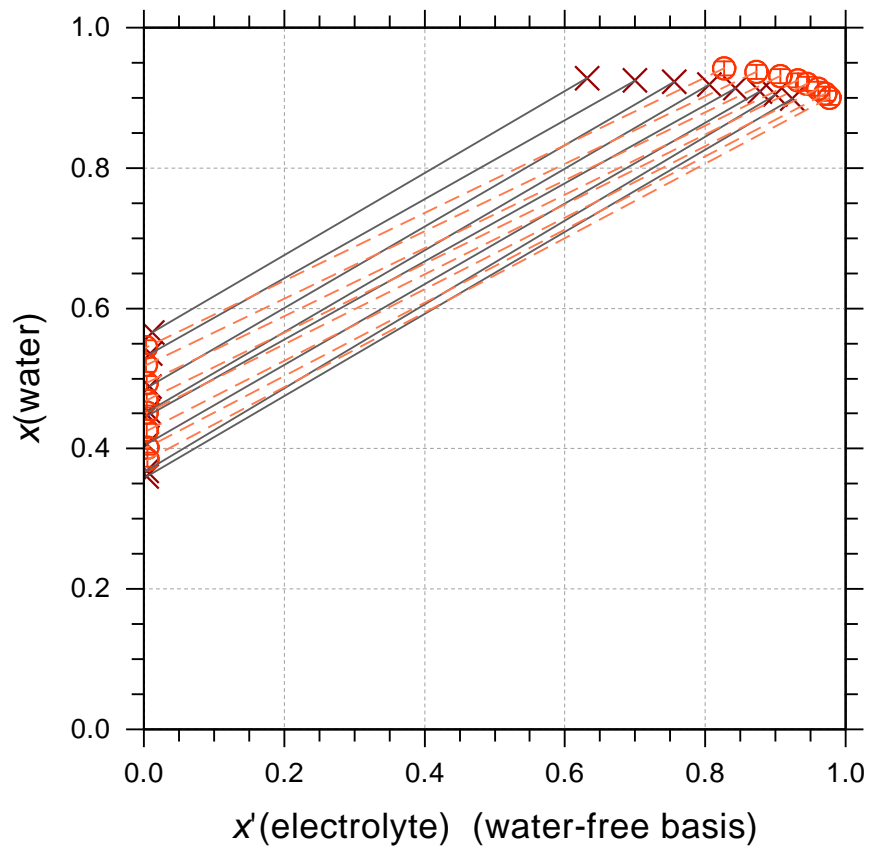
Fig. S0157 (AIOMFAC_output_0058)

H₂O (1) + *tert*-Butanol (2) + NaCl (3)

Temperature: 298 K

left y-axis:

- × NaCl_tert-BuOH_LLE_Gomis
- AIOMFAC calc. LLE composition



initial weighting of dataset:
 $w^{init}(0058) = 1.000$
 dataset contribution to F_{obj} :
 $fval(0058) = 9.8986E-01$
 rel. contribution = 0.4707 %

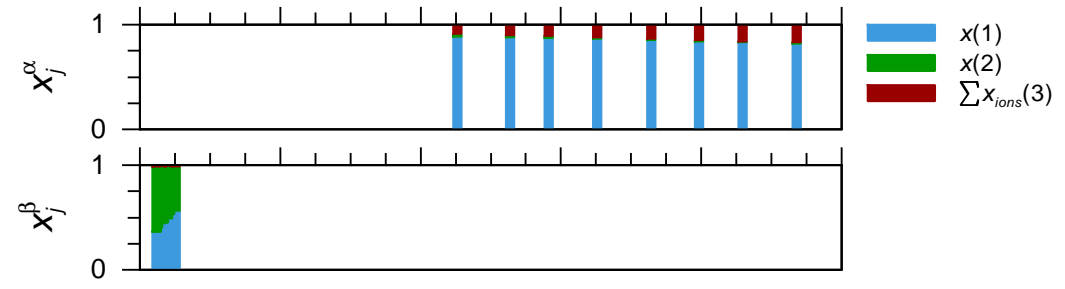
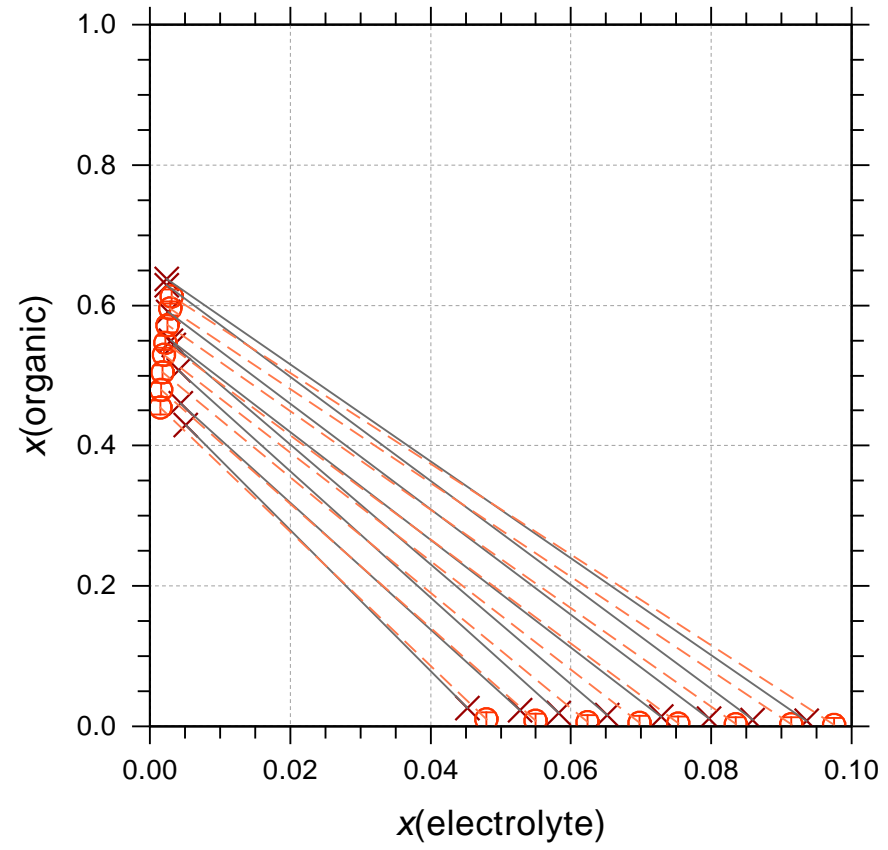
Fig. S0157a (AIOMFAC_output_0058)

H₂O (1) + *tert*-Butanol (2) + NaCl (3)

Temperature: 298 K

left y-axis:

- × NaCl_tert-BuOH_LLE_Gomis
- AIOMFAC calc. LLE composition



initial weighting of dataset:
 $w^{init}(0058) = 1.000$
 dataset contribution to F_{obj} :
 $fval(0058) = 9.8986E-01$
 rel. contribution = 0.4707 %

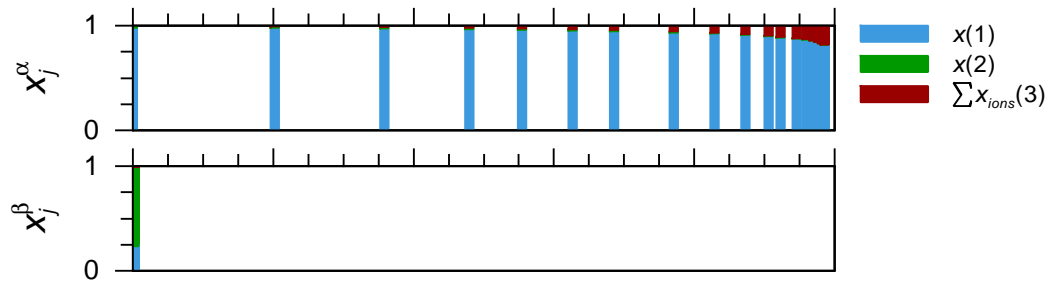
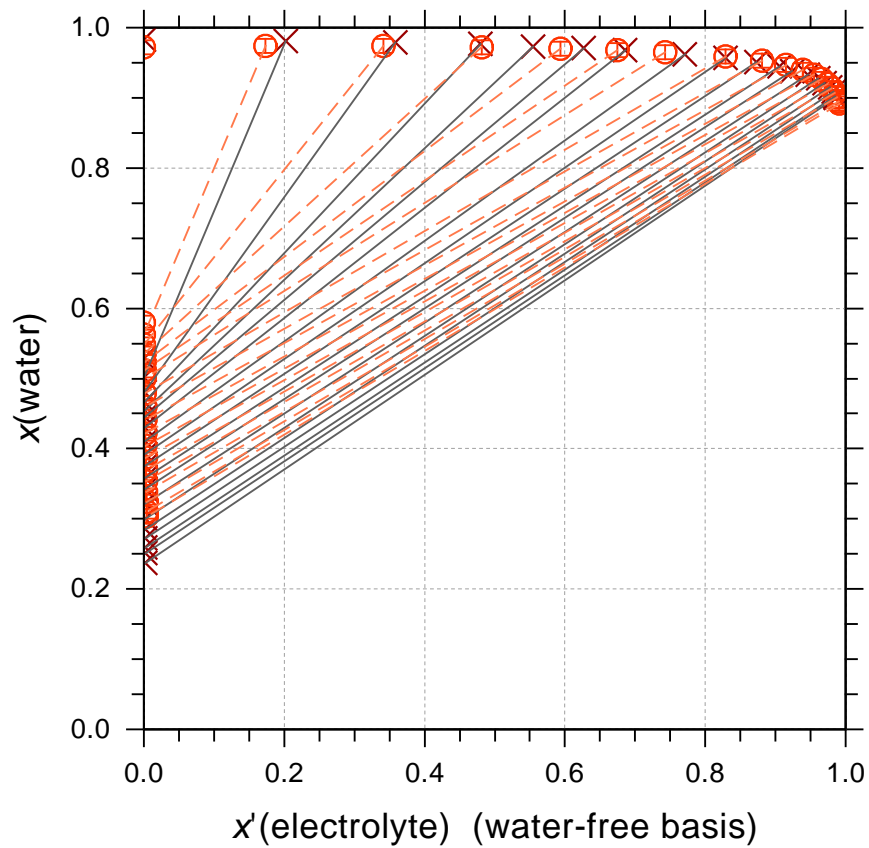
Fig. S0158 (AIOMFAC_output_0059)

H₂O (1) + 1-Butanol (2) + NaCl (3)

Temperature: 313 K

left y-axis:

- × NaCl_1-BuOH_LLE_Santis_40C
- AIOMFAC calc. LLE composition



initial weighting of dataset:
 $w^{init}(0059) = 0.500$
dataset contribution to F_{obj} :
 $fval(0059) = 3.6016E-02$
rel. contribution = 0.0171 %

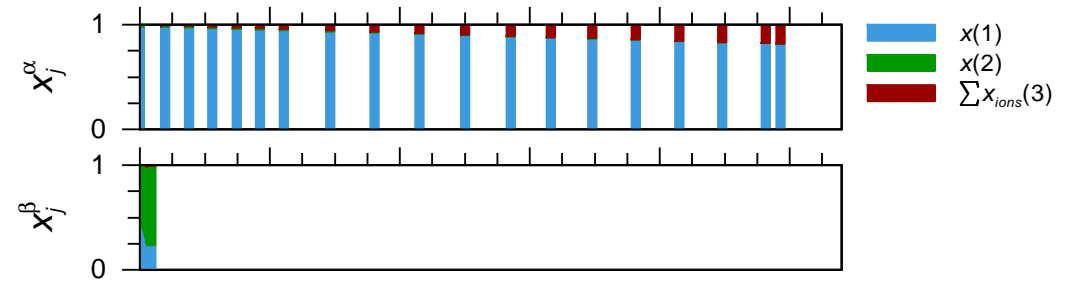
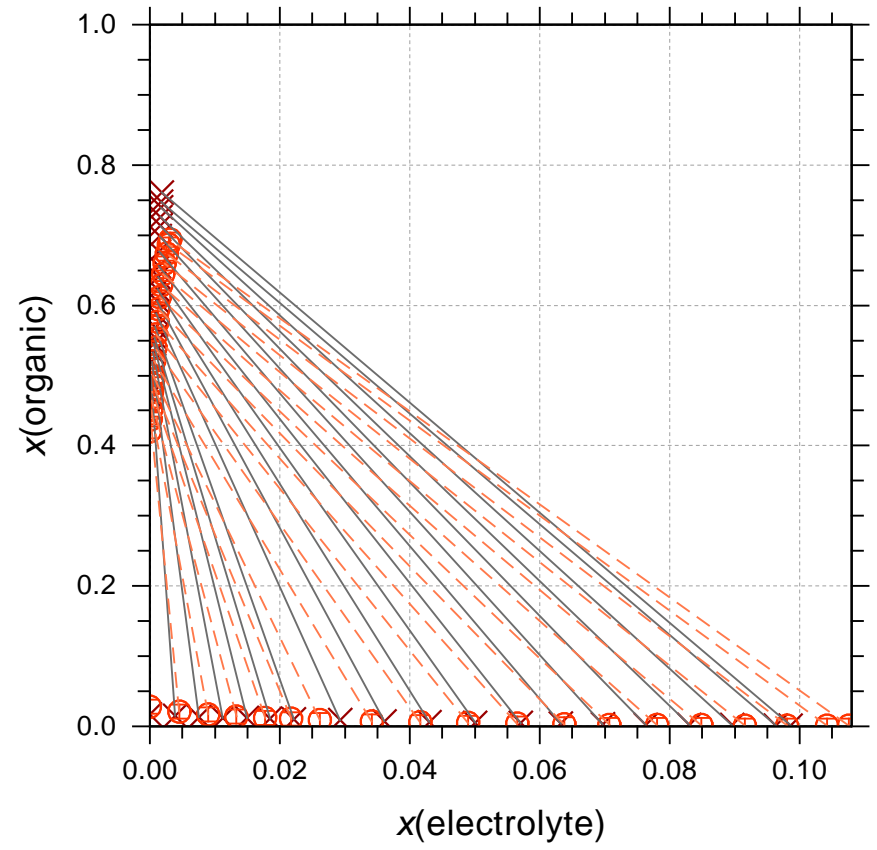
Fig. S0158a (AIOMFAC_output_0059)

H₂O (1) + 1-Butanol (2) + NaCl (3)

Temperature: 313 K

left y-axis:

- × NaCl_1-BuOH_LLE_Santis_40C
- AIOMFAC calc. LLE composition

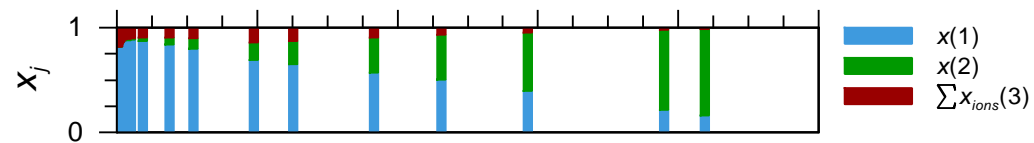
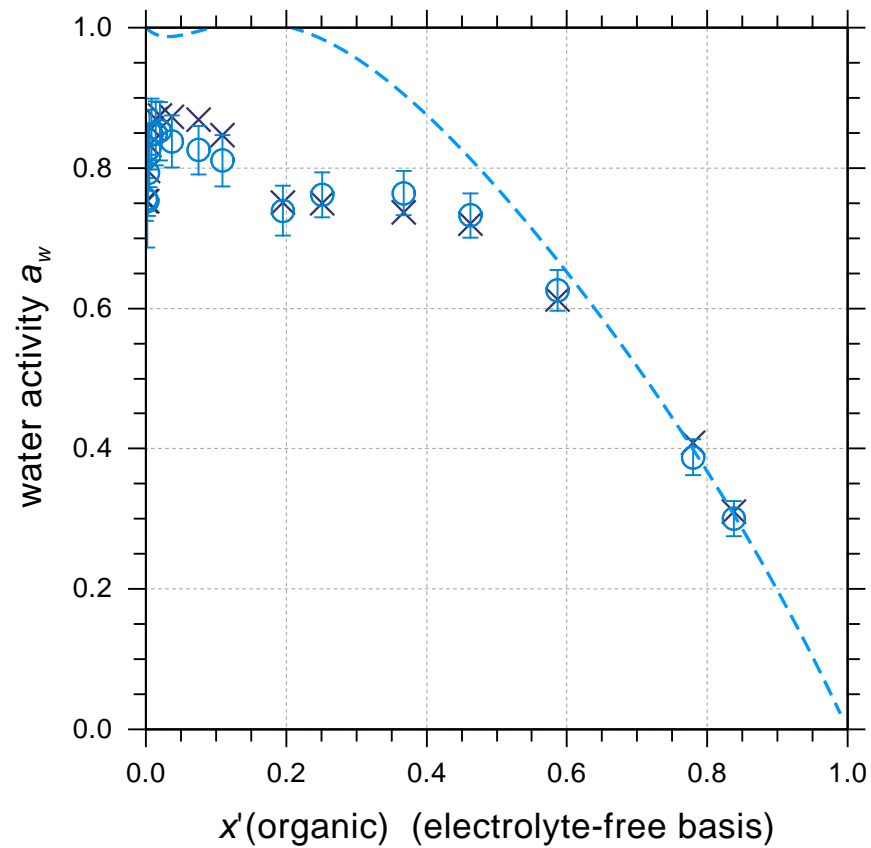


initial weighting of dataset:
 $w^{init}(0059) = 0.500$
dataset contribution to F_{obj} :
 $fval(0059) = 3.6016E-02$
rel. contribution = 0.0171 %

Fig. S0159 (AIOMFAC_output_0060)
 H_2O (1) + 1,2-Hexanediol (2) + NaCl (3)
 Temperature: 298 K

left y-axis:

- × NaCl_1-2-Hexanediol_Marcolli
- AIOMFAC water activity a_w
- - - AIOMFAC electrolyte-free solution a_w



initial weighting of dataset:
 $w^{init}(0060) = 2.000$
 dataset contribution to F_{obj} :
 $fval(0060) = 1.4252\text{E-}02$
 rel. contribution = 0.0068 %

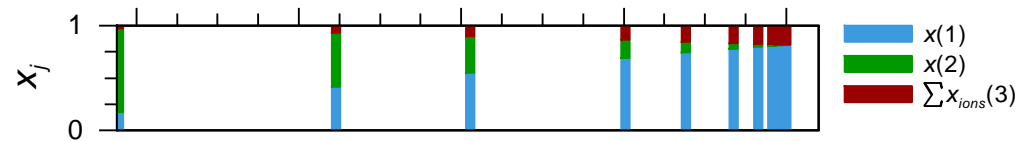
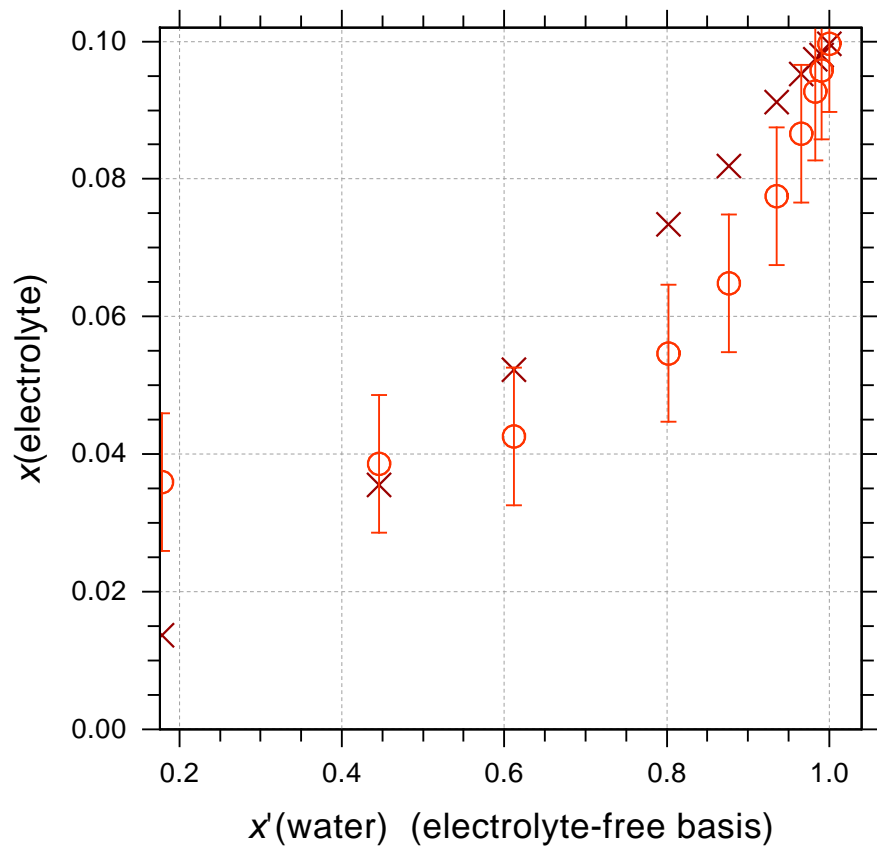
Fig. S0160 (AIOMFAC_output_0952)

H₂O (1) + Glycerol (2) + NaCl (3)

Temperature: 298 K

left y-axis:

- × NaCl+Glycerol+Water_SLE_Marcolli
- AIOMFAC calc. SLE composition



initial weighting of dataset:
 $w^{\text{init}}(0952) = 1.000$
dataset contribution to F_{obj} :
 $f_{\text{val}}(0952) = 1.0350\text{E}+00$
rel. contribution = 0.4922 %

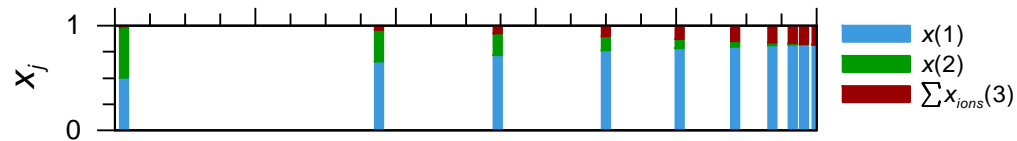
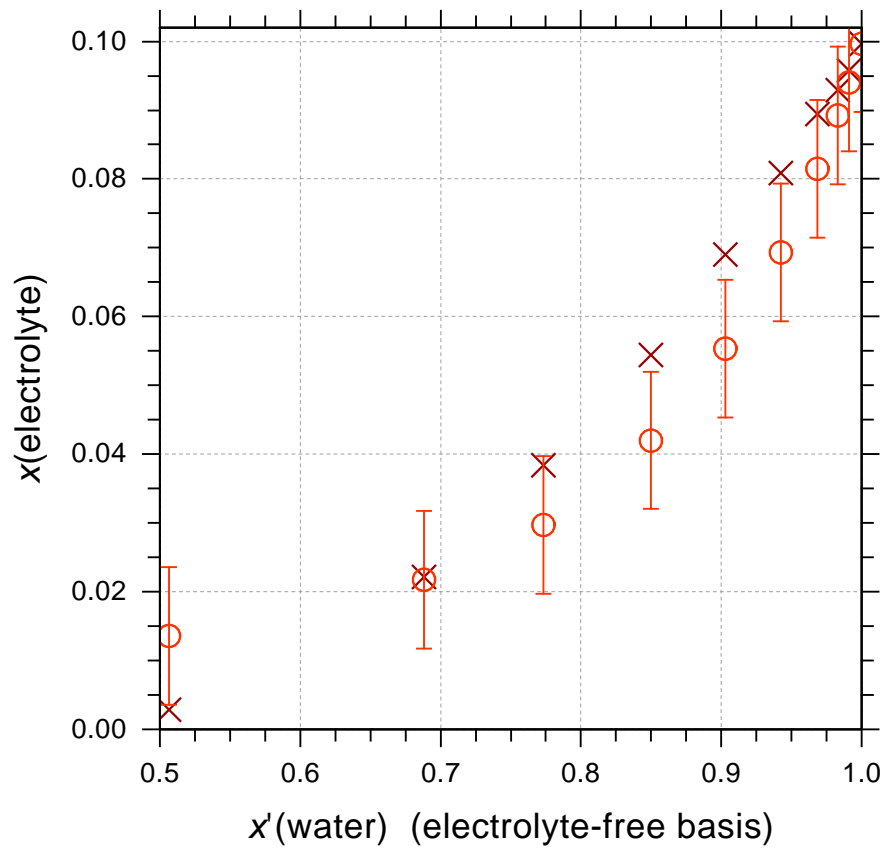
Fig. S0161 (AIOMFAC_output_0953)

H₂O (1) + 1,4-Butanediol (2) + NaCl (3)

Temperature: 298 K

left y-axis:

- × NaCl+1,4-Butanediol+Water_SLE_Marcolli
- AIOMFAC calc. SLE composition



initial weighting of dataset:
 $w^{init}(0953) = 1.000$
dataset contribution to F_{obj} :
 $fval(0953) = 8.2885E-01$
rel. contribution = 0.3941 %

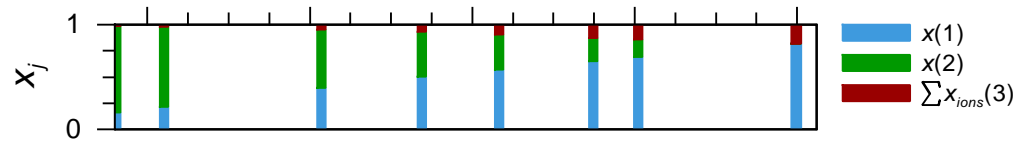
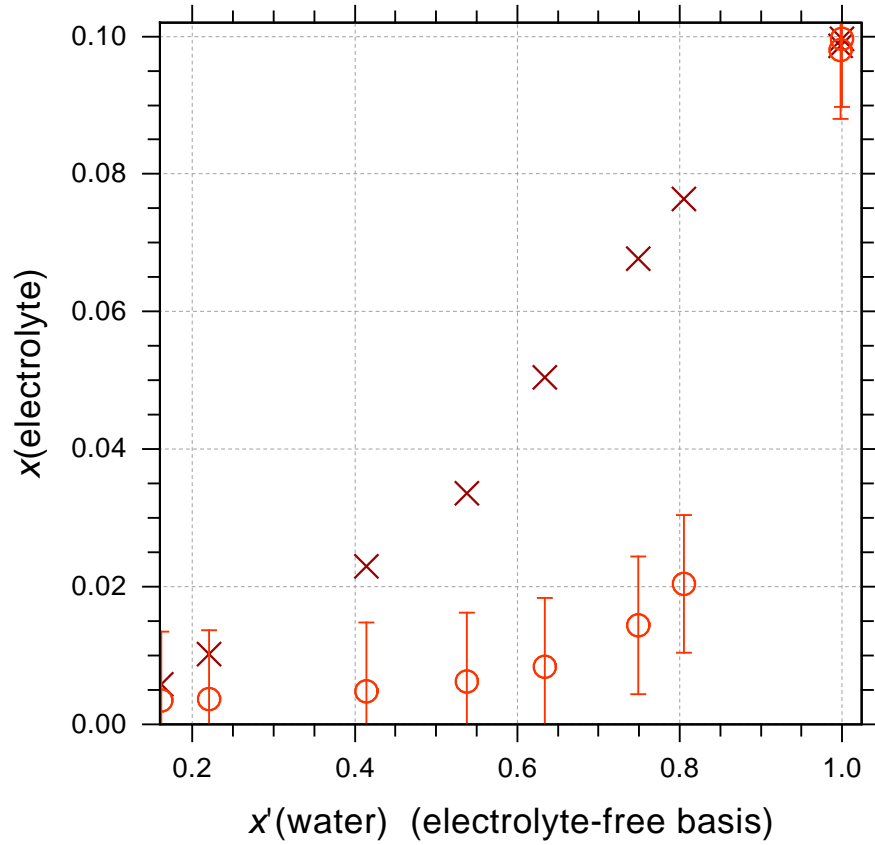
Fig. S0162 (AIOMFAC_output_0954)

H₂O (1) + 1,2-Hexanediol (2) + NaCl (3)

Temperature: 298 K

left y-axis:

- × NaCl+1,2-Hexanediol+Water_SLE_Marcolli
- AIOMFAC calc. SLE composition



initial weighting of dataset:
 $w^{init}(0954) = 1.000$
 dataset contribution to F_{obj} :
 $fval(0954) = 2.2178E+00$
 rel. contribution = 1.0546 %

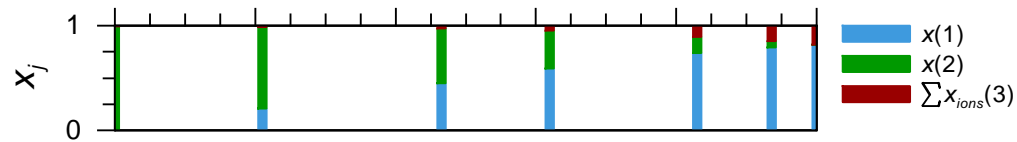
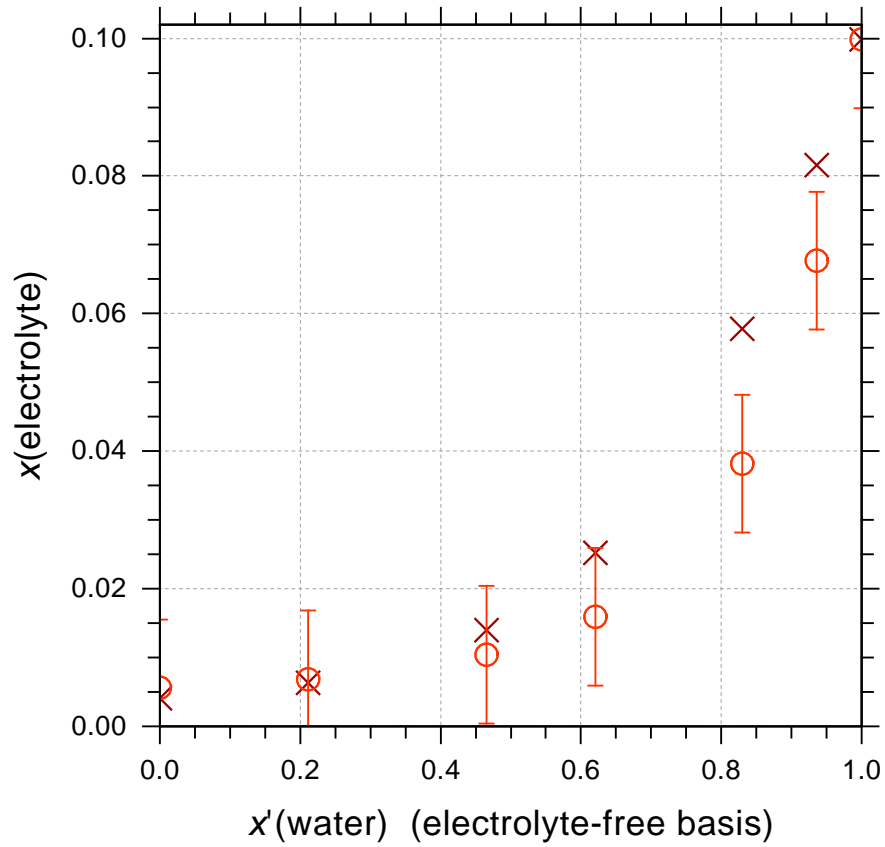
Fig. S0163 (AIOMFAC_output_0400)

H₂O (1) + 1,4-Dihydroxy-2-butene (2) + NaCl (3)

Temperature: 298 K

left y-axis:

- × NaCl+1,4-Dihydroxy-2-butene+Water_SLE_Raridon
- AIOMFAC calc. SLE composition



initial weighting of dataset:

$$w^{\text{init}}(0400) = 1.000$$

dataset contribution to F_{obj} :

$$f_{\text{val}}(0400) = 2.1349\text{E-}01$$

$$\text{rel. contribution} = 0.1015 \%$$

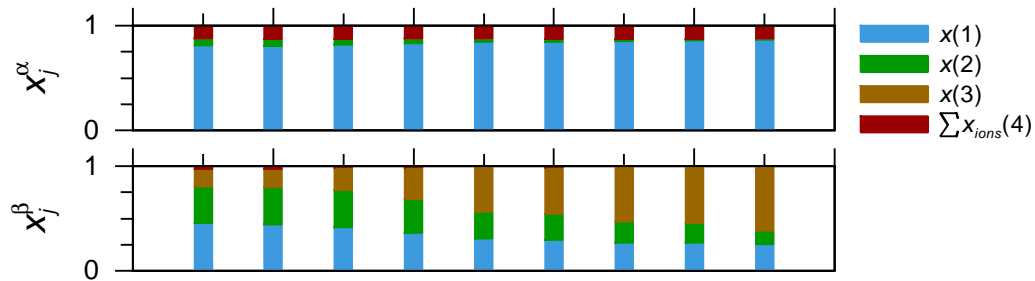
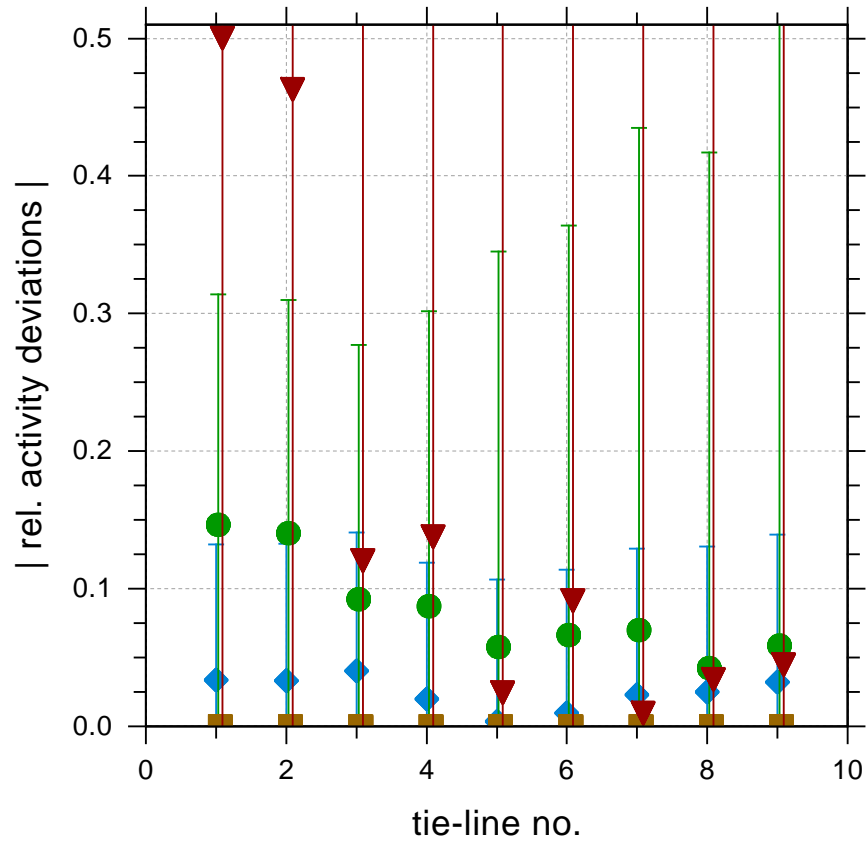
Fig. S0164 (AIOMFAC_output_1008)

H₂O (1) + Ethanol (2) + 3-Methyl-1-butanol (3) + NaCl (4)

Temperature: 298 K

left y-axis:

- ◆ AIOMFAC water (1) activity, rel. deviations
- AIOMFAC organic (2) activity, rel. deviations
- AIOMFAC organic (3) activity, rel. deviations
- ▼ AIOMFAC IAP, rel. deviations comp.(4)

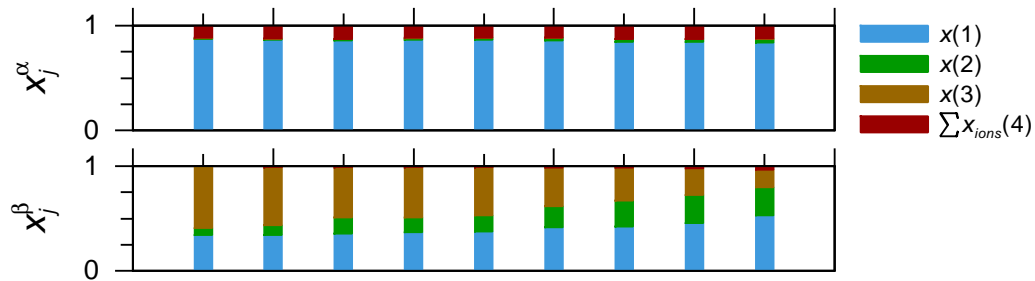
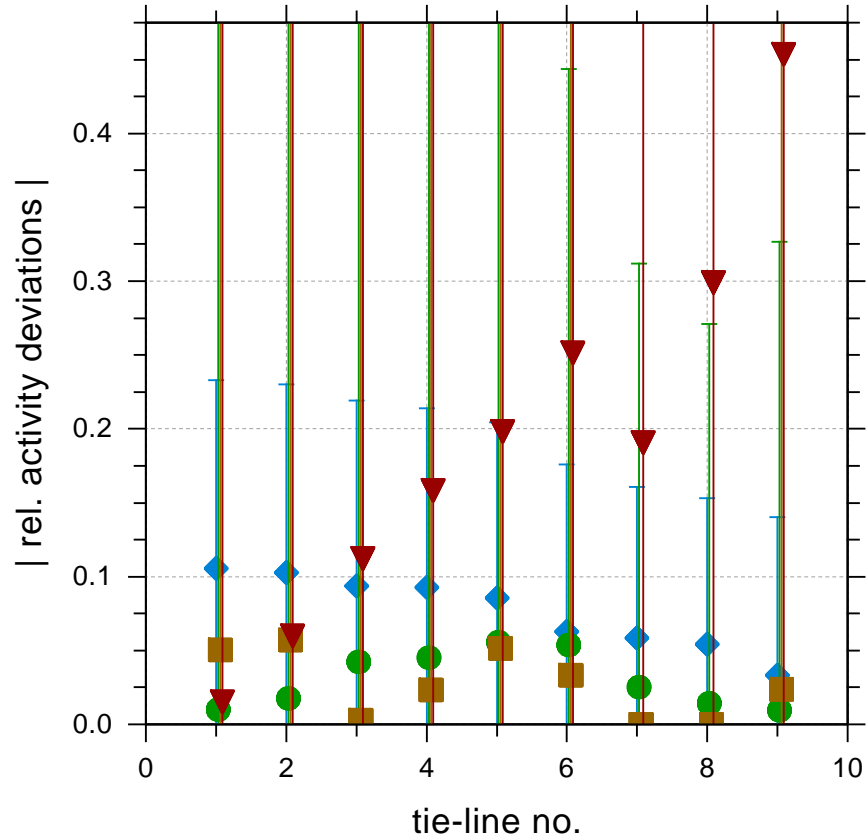


initial weighting of dataset:
 $w^{init}(1008) = 1.000$
 dataset contribution to F_{obj} :
 $fval(1008) = 3.2901E-01$
 rel. contribution = 0.1565 %

Fig. S0165 (AIOMFAC_output_1011)
H₂O (1) + Ethanol (2) + 1-Butanol (3) + NaCl (4)
Temperature: 298 K

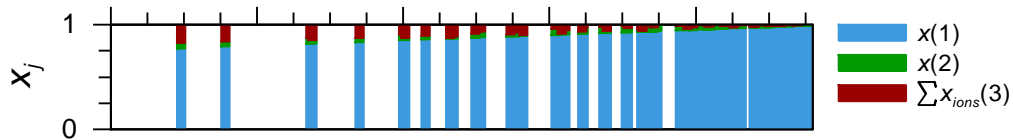
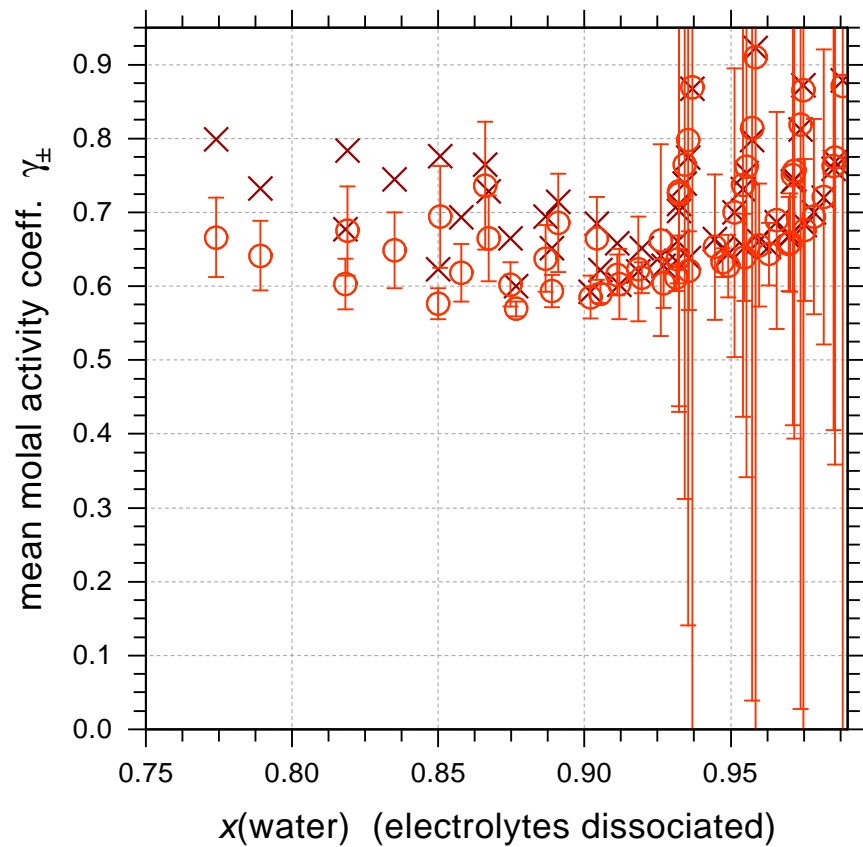
left y-axis:

- ◆ AIOMFAC water (1) activity, rel. deviations
- AIOMFAC organic (2) activity, rel. deviations
- AIOMFAC organic (3) activity, rel. deviations
- ▼ AIOMFAC IAP, rel. deviations comp.(4)



initial weighting of dataset:
 $w^{init}(1011) = 1.000$
dataset contribution to F_{obj} :
 $fval(1011) = 3.0850E-01$
rel. contribution = 0.1467 %

Fig. S0166 (AIOMFAC_output_1029)
 H_2O (1) + D-Fructopyranose (2) + NaCl (3)
 Temperature: 298 K



left y-axis:

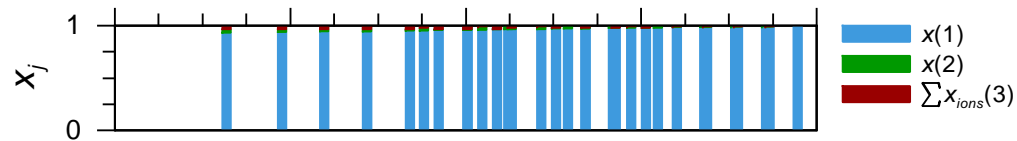
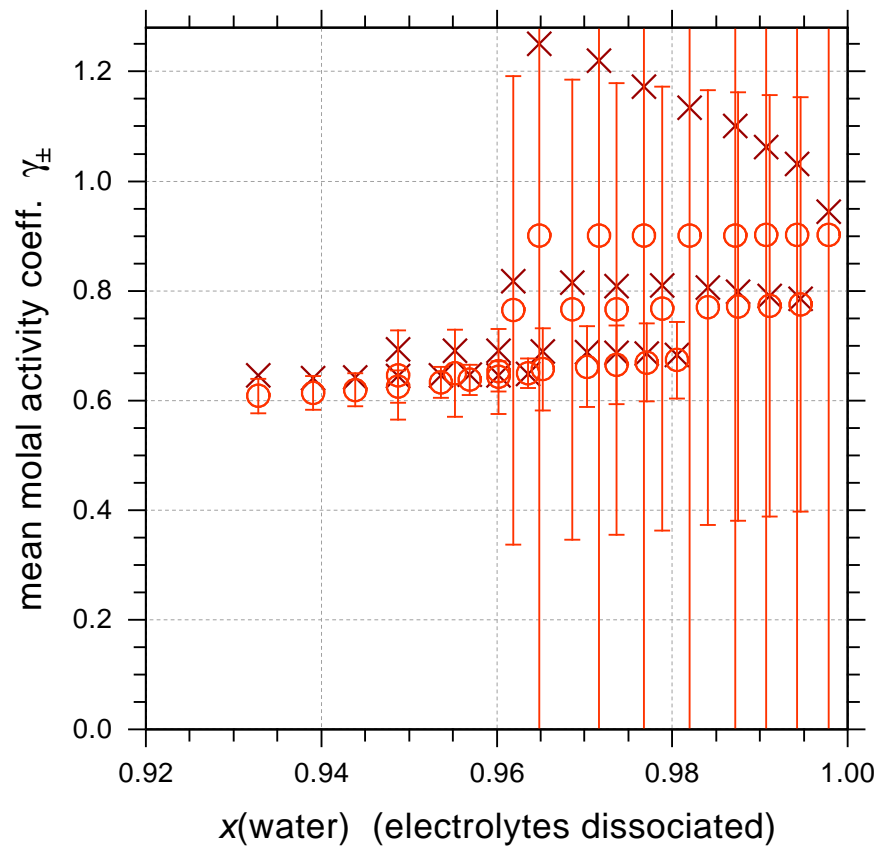
- × NaCl+Fructose+Water_EMF_Hernandez-Luis
- AIOMFAC mean molal activity coeff. γ_{\pm}

initial weighting of dataset:
 $w^{\text{init}}(1029) = 2.000$
 dataset contribution to F_{obj} :
 $\text{fval}(1029) = 5.6728\text{E-}02$
 rel. contribution = 0.0270 %

Fig. S0167 (AIOMFAC_output_1041)
 H_2O (1) + D-Mannopyranose (2) + NaCl (3)
 Temperature: 298 K

left y-axis:

- × NaCl+Mannopyranose+Water_EMF_Yang
- AIOMFAC mean molal activity coeff. γ_{\pm}

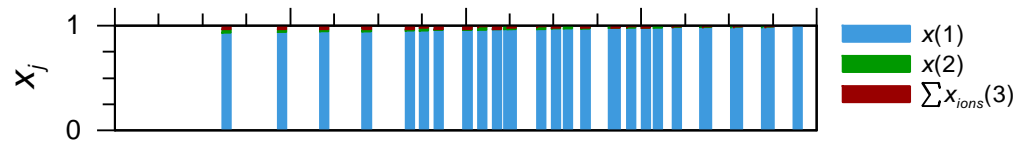
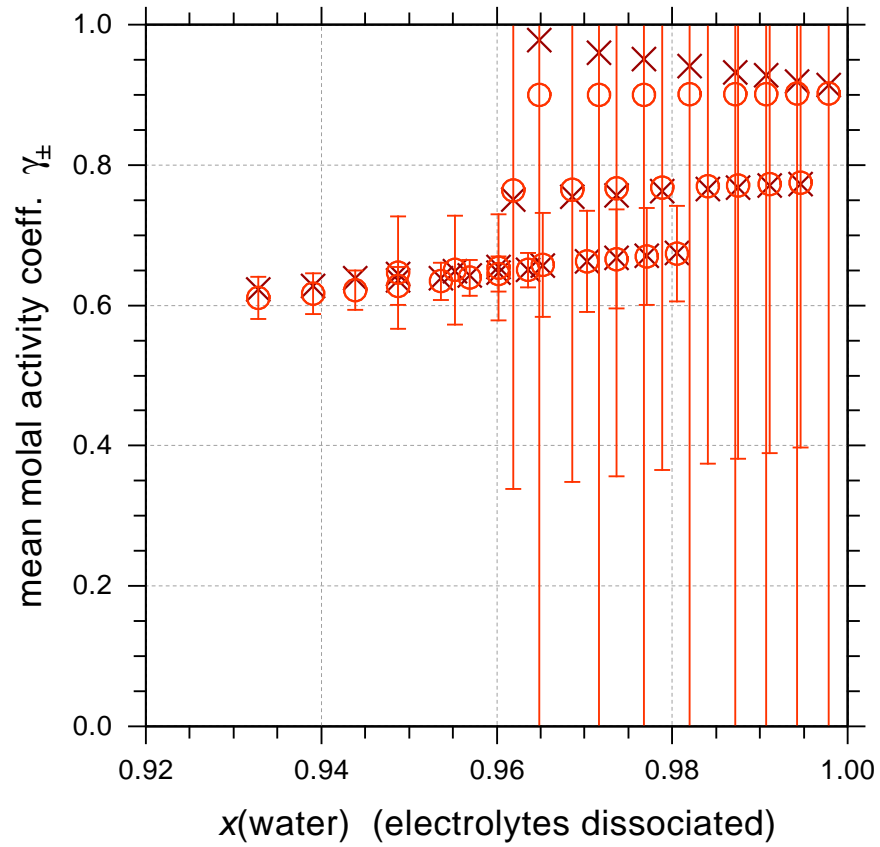


initial weighting of dataset:
 $w^{init}(1041) = 2.000$
 dataset contribution to F_{obj} :
 $fval(1041) = 3.9260\text{E-}02$
 rel. contribution = 0.0187 %

Fig. S0168 (AIOMFAC_output_1044)
 H_2O (1) + D-Ribofuranose (2) + NaCl (3)
 Temperature: 298 K

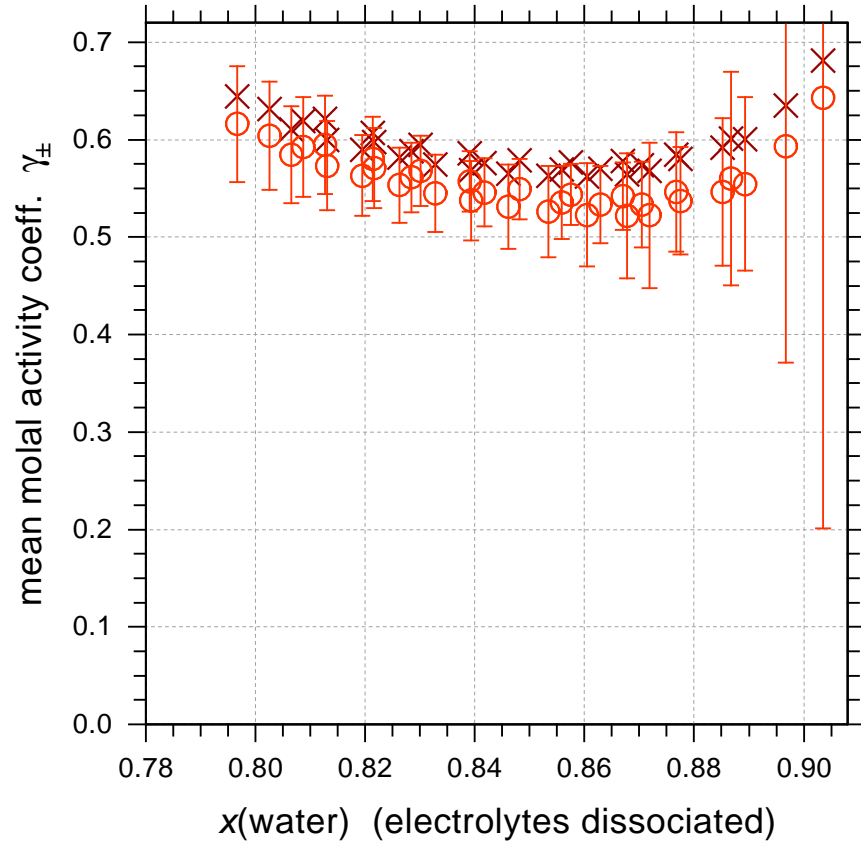
left y-axis:

- × NaCl+Ribofuranose+Water_EMF_Yang
- AIOMFAC mean molal activity coeff. γ_{\pm}



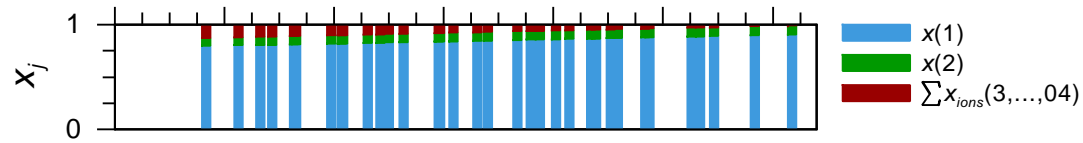
initial weighting of dataset:
 $w^{\text{init}}(1044) = 2.000$
 dataset contribution to F_{obj} :
 $f_{\text{val}}(1044) = 1.9795\text{E-}03$
 rel. contribution = 0.0009 %

Fig. S0169 (AIOMFAC_output_0111)
 H₂O (1) + Ethanol (2) + NaCl (3) + KCl (4)
 Temperature: 298 K



left y-axis:

- × NaCl_KCl_EtOH_Farelo
- AIOMFAC mean molal activity coeff. $\gamma_{\pm}(\text{NaCl})$



initial weighting of dataset:
 $w^{init}(0111) = 2.000$
 dataset contribution to F_{obj} :
 $fval(0111) = 1.2781E-01$
 rel. contribution = 0.0608 %

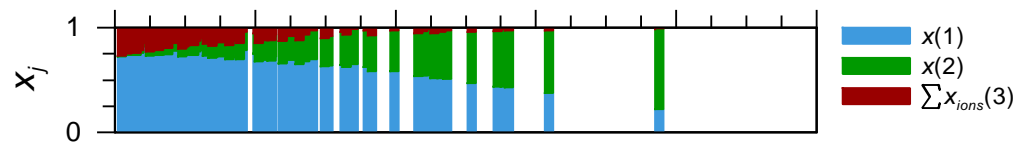
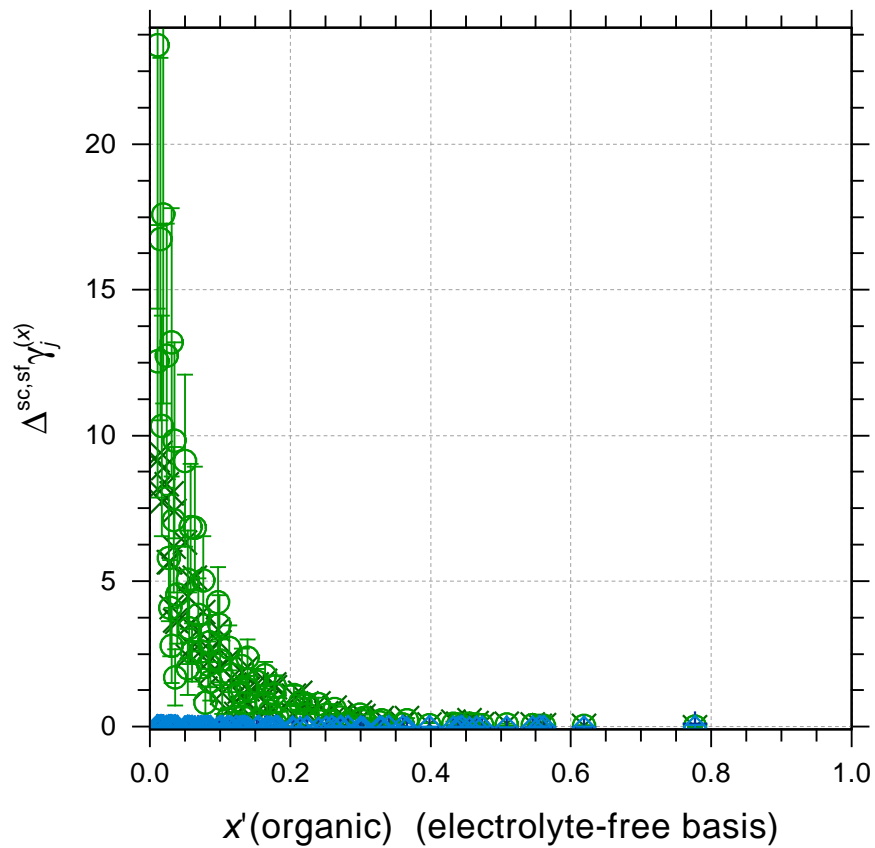
Fig. S0170 (AIOMFAC_output_0067)

H₂O (1) + Ethanol (2) + NaNO₃ (3)

Temperature range: 351 -- 374 K

left y-axis:

- × NaNO₃_EtOH_Pena (EXP, org.)
- AIOMFAC $\Delta_{org}^{sc, sf, \gamma_j^{(x)}}$
- + NaNO₃_EtOH_Pena (EXP, water)
- ◇ AIOMFAC $\Delta_w^{sc, sf, \gamma_j^{(x)}}$



initial weighting of dataset:
 $w^{init}(0067) = 0.500$
 dataset contribution to F_{obj} :
 $fval(0067) = 1.3403E-01$
 rel. contribution = 0.0637 %

Fig. S0171 (AIOMFAC_output_0068)

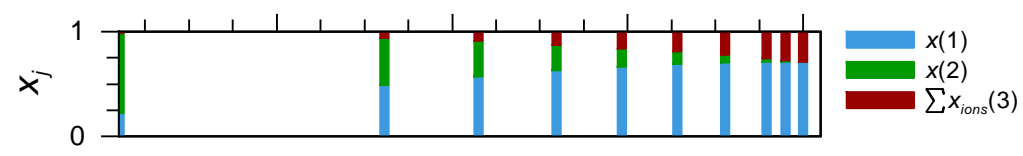
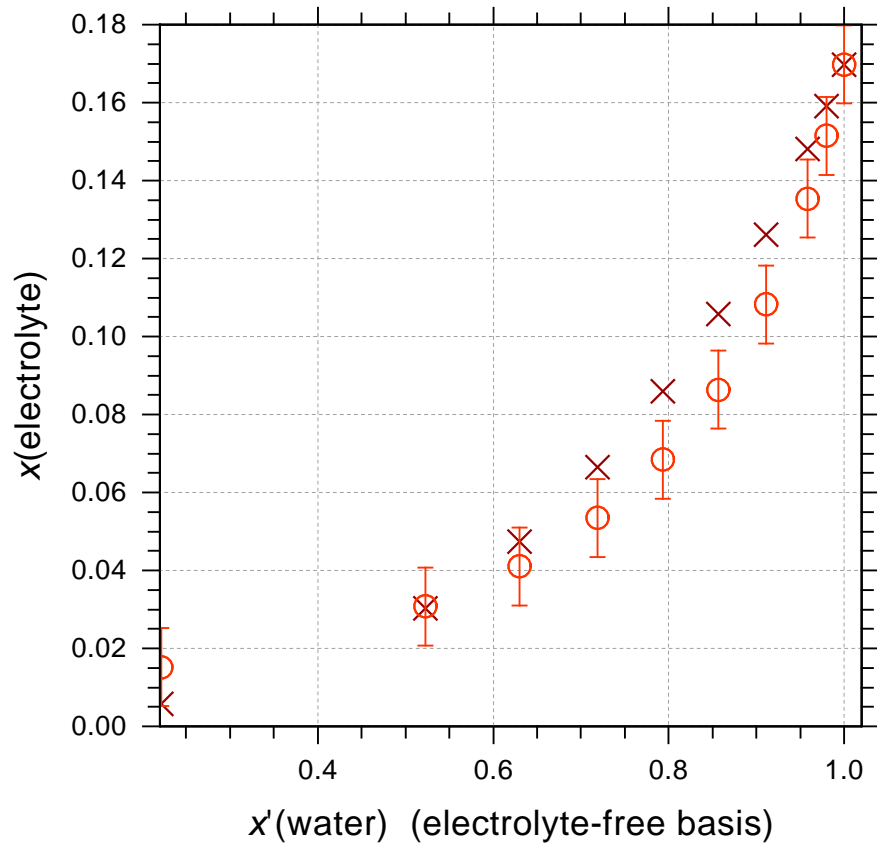
H₂O (1) + Ethanol (2) + NaNO₃ (3)

Temperature: 303 K

left y-axis:

× NaNO₃+Ethanol+Water_SLE_Taylor

○ AIOMFAC calc. SLE composition

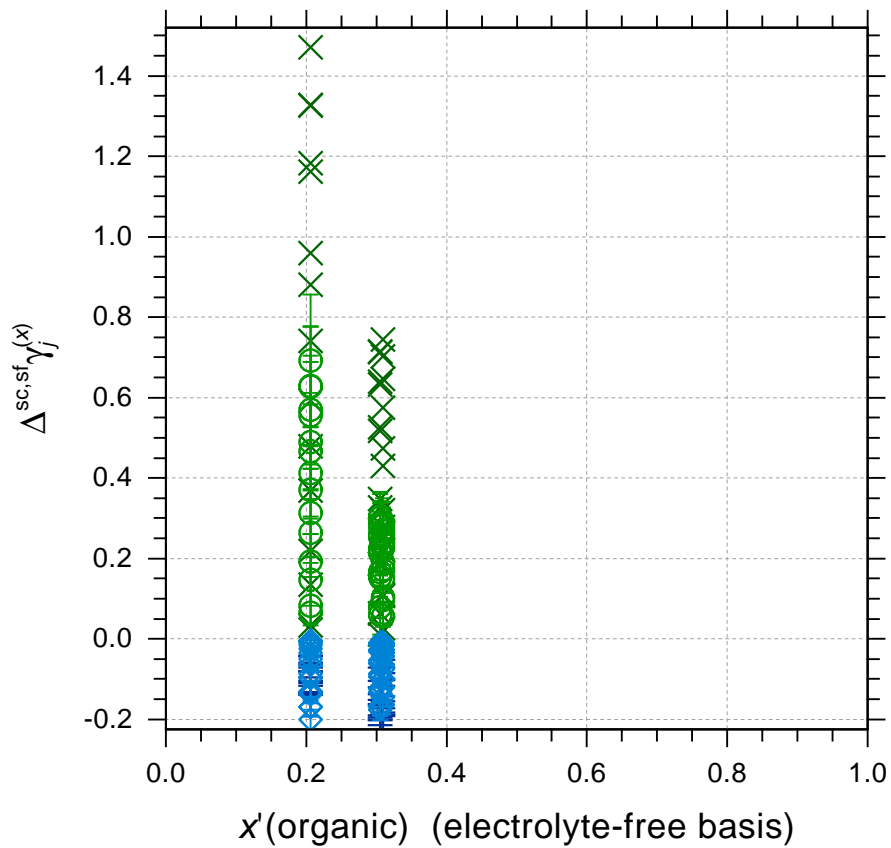


initial weighting of dataset:
 $w^{init}(0068) = 0.500$
dataset contribution to F_{obj} :
 $fval(0068) = 2.4764E-01$
rel. contribution = 0.1178 %

Fig. S0172 (AIOMFAC_output_0109)

H₂O (1) + Ethanol (2) + NH₄Br (3)

Temperature range: 356 -- 359 K



left y-axis:

- × NH4Br_EtOH_Burns (EXP, org.)
- AIOMFAC $\Delta^{sc, sf} \gamma_{org}^{(x)}$
- + NH4Br_EtOH_Burns (EXP, water)
- ◇ AIOMFAC $\Delta^{sc, sf} \gamma_w^{(x)}$



initial weighting of dataset:
 $w^{init}(0109) = 0.500$
 dataset contribution to F_{obj} :
 $fval(0109) = 1.5467E-01$
 rel. contribution = 0.0736 %

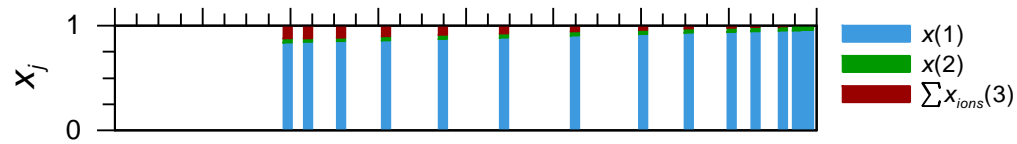
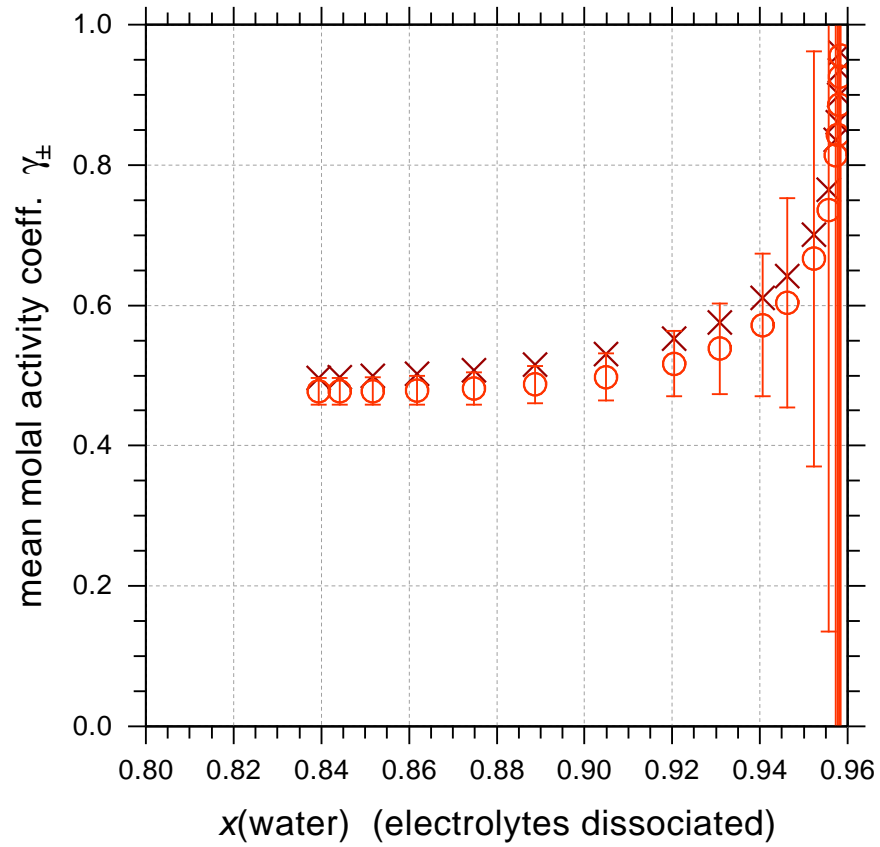
Fig. S0173 (AIOMFAC_output_0001)

H₂O (1) + Ethanol (2) + NH₄Cl (3)

Temperature: 298 K

left y-axis:

- × NH4Cl_EtOH_10%_Deyhimi
- AIOMFAC mean molal activity coeff. γ_{\pm}



initial weighting of dataset:
 $w^{init}(0001) = 2.000$
dataset contribution to F_{obj} :
 $fval(0001) = 3.2218E-02$
rel. contribution = 0.0153 %

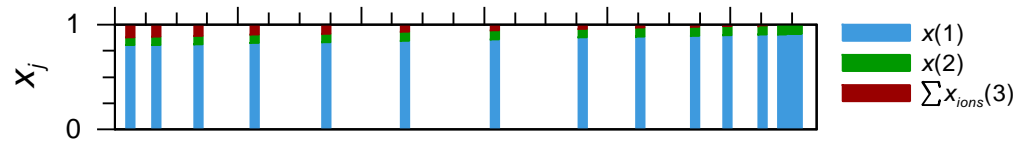
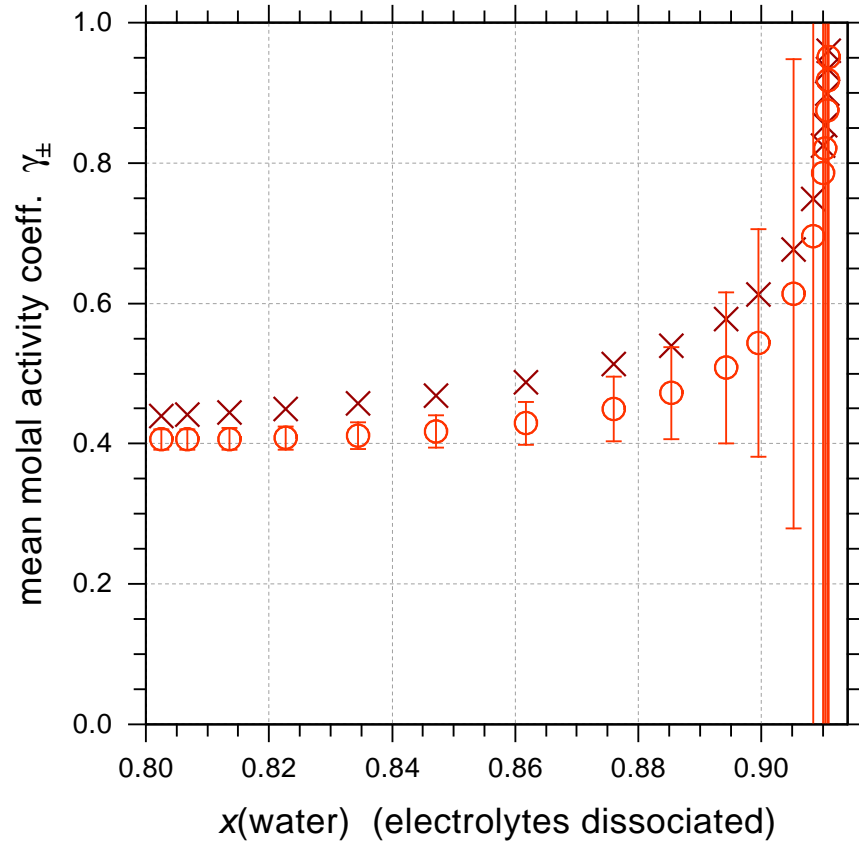
Fig. S0174 (AIOMFAC_output_0002)

H₂O (1) + Ethanol (2) + NH₄Cl (3)

Temperature: 298 K

left y-axis:

- × NH4Cl_EtOH_20%_Deyhimi
- AIOMFAC mean molal activity coeff. γ_{\pm}



initial weighting of dataset:
 $w^{init}(0002) = 2.000$
 dataset contribution to F_{obj} :
 $fval(0002) = 1.2096E-01$
 rel. contribution = 0.0575 %

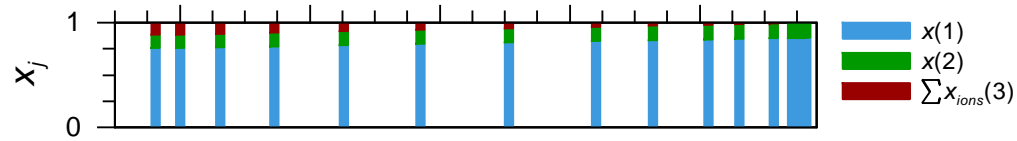
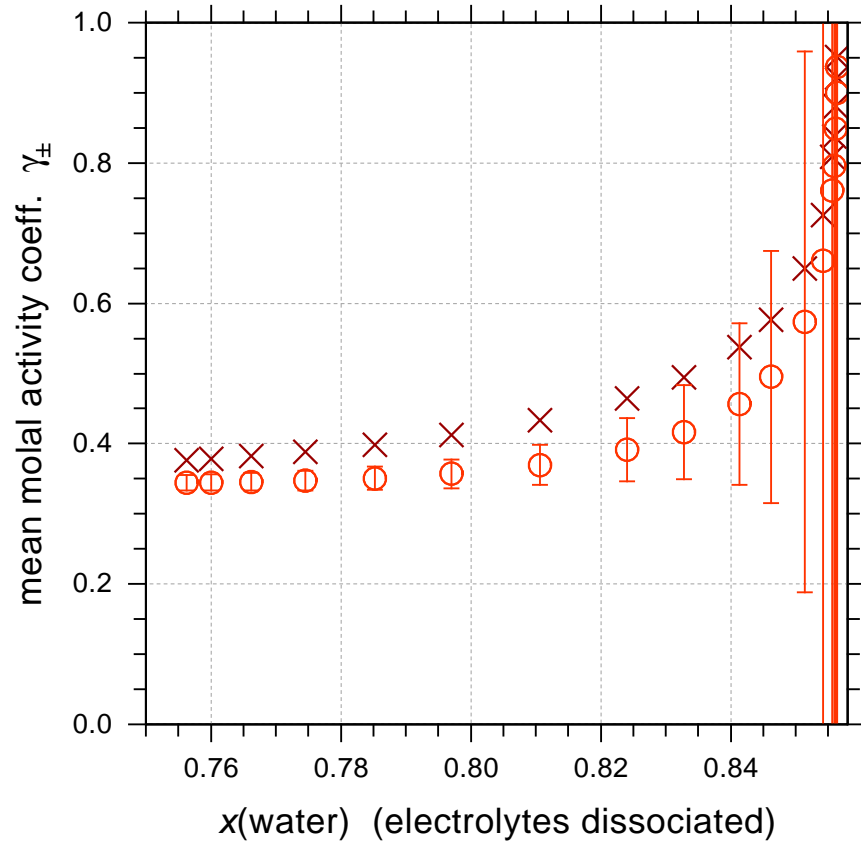
Fig. S0175 (AIOMFAC_output_0003)

H₂O (1) + Ethanol (2) + NH₄Cl (3)

Temperature: 298 K

left y-axis:

- × NH4Cl_EtOH_30%_Deyhimi
- AIOMFAC mean molal activity coeff. γ_{\pm}



initial weighting of dataset:
 $w^{\text{init}}(0003) = 2.000$
dataset contribution to F_{obj} :
 $\text{fval}(0003) = 1.7365\text{E-}01$
rel. contribution = 0.0826 %

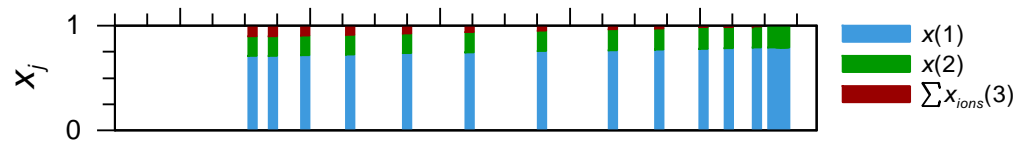
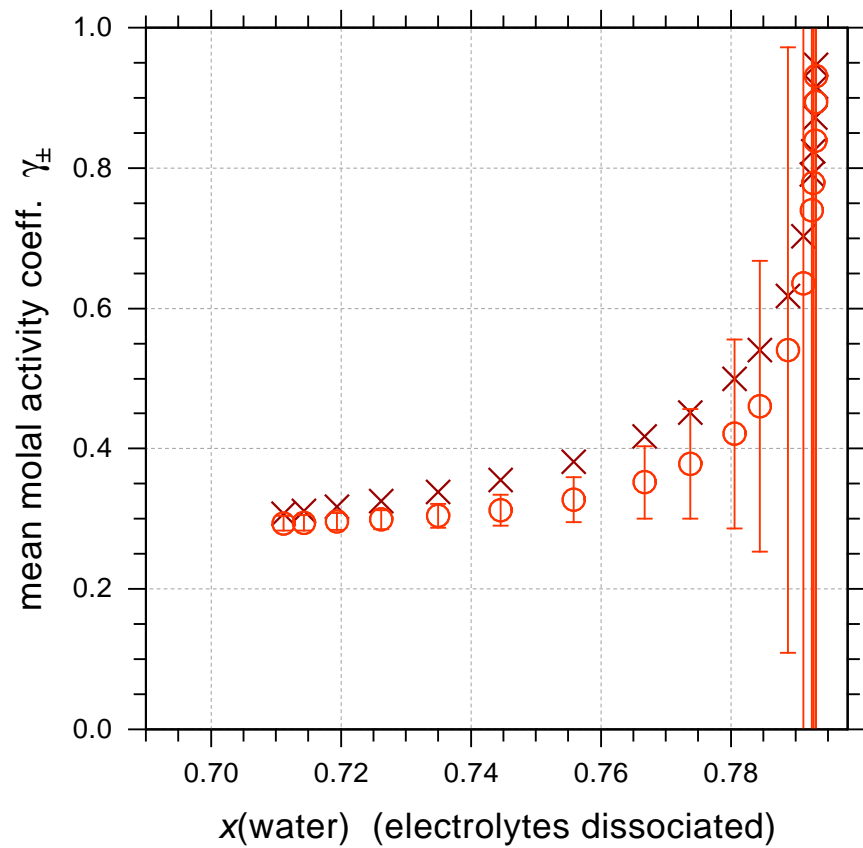
Fig. S0176 (AIOMFAC_output_0004)

H₂O (1) + Ethanol (2) + NH₄Cl (3)

Temperature: 298 K

left y-axis:

- × NH4Cl_EtOH_40%_Deyhimi
- AIOMFAC mean molal activity coeff. γ_{\pm}



initial weighting of dataset:
 $w^{init}(0004) = 2.000$
 dataset contribution to F_{obj} :
 $fval(0004) = 1.4242E-01$
 rel. contribution = 0.0677 %

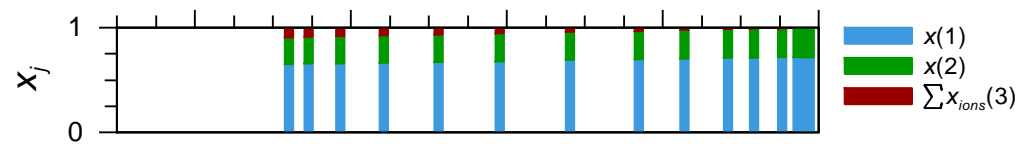
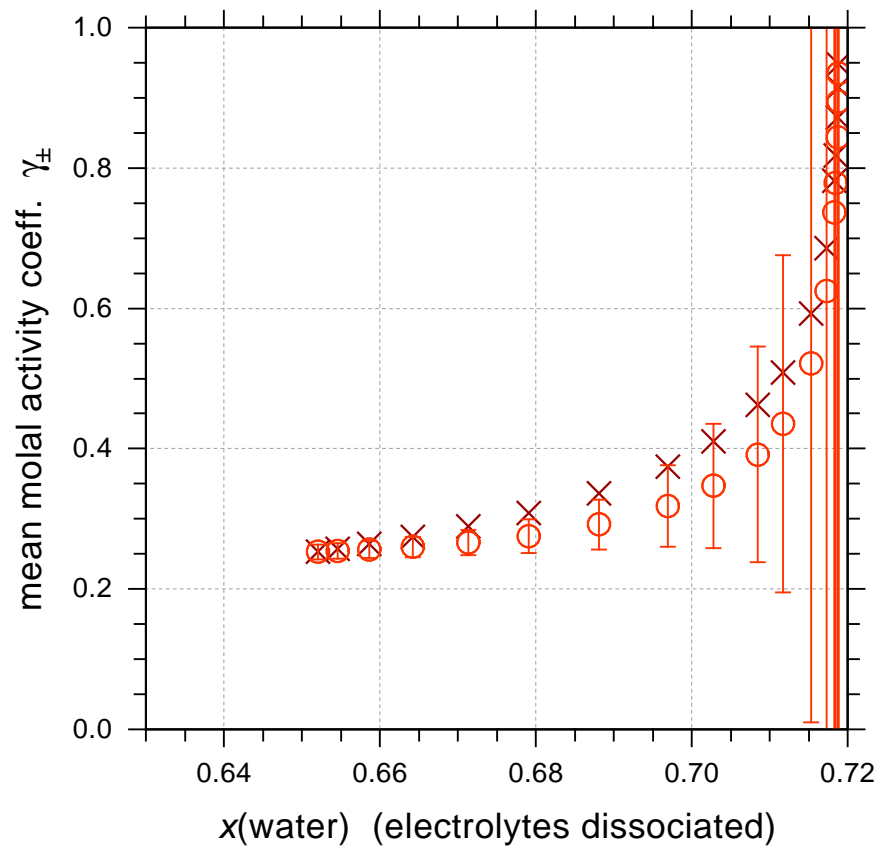
Fig. S0177 (AIOMFAC_output_0005)

H₂O (1) + Ethanol (2) + NH₄Cl (3)

Temperature: 298 K

left y-axis:

- × NH4CL_EtOH_50%_Deyhimi
- AIOMFAC mean molal activity coeff. γ_{\pm}



initial weighting of dataset:
 $w^{init}(0005) = 2.000$
 dataset contribution to F_{obj} :
 $fval(0005) = 1.0429E-01$
 rel. contribution = 0.0496 %

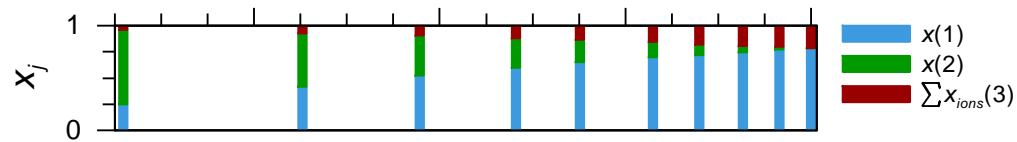
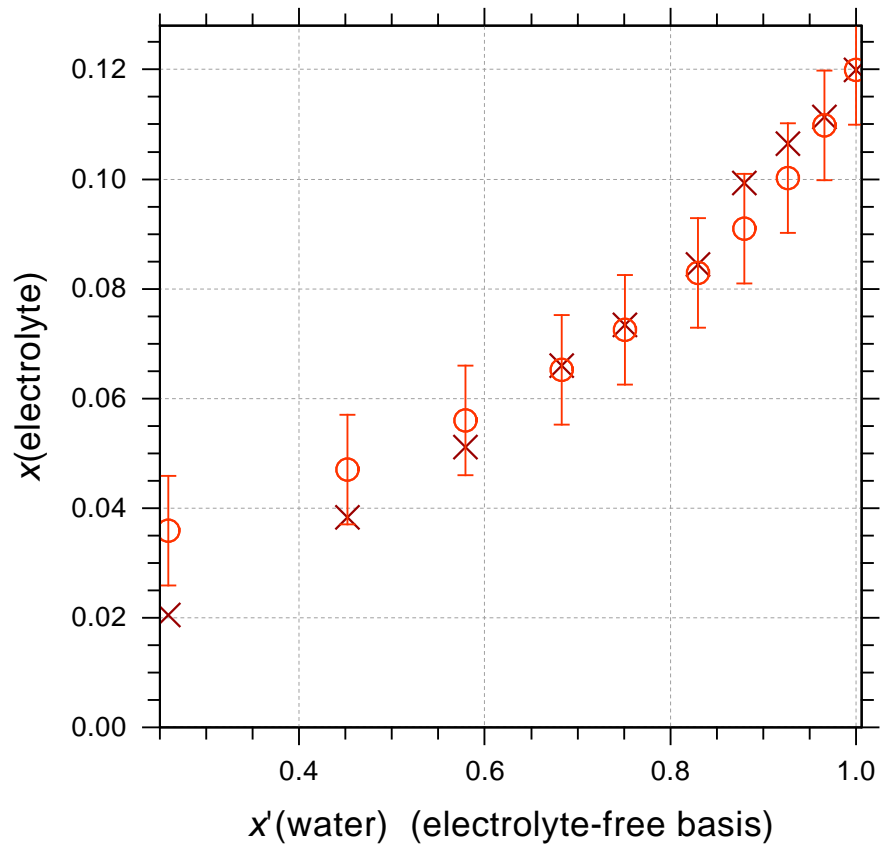
Fig. S0178 (AIOMFAC_output_0006)

H₂O (1) + Ethanol (2) + NH₄Cl (3)

Temperature: 303 K

left y-axis:

- × NH4Cl+Ethanol+Water_SLE_Bathrick
- AIOMFAC calc. SLE composition

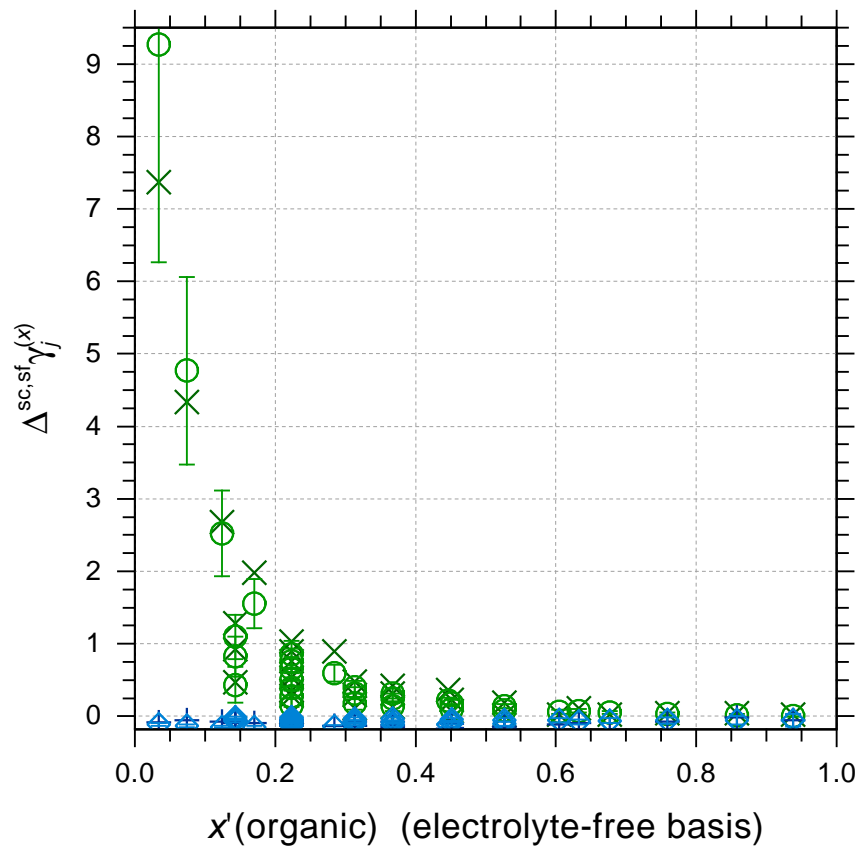


initial weighting of dataset:
 $w^{\text{init}}(0006) = 1.000$
dataset contribution to F_{obj} :
 $f_{\text{val}}(0006) = 3.0501\text{E-}01$
rel. contribution = 0.1450 %

Fig. S0179 (AIOMFAC_output_0007)

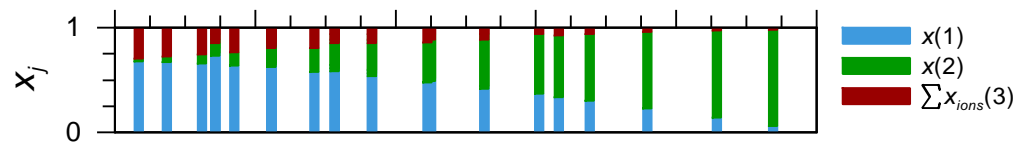
H₂O (1) + Ethanol (2) + NH₄Cl (3)

Temperature range: 351 -- 367 K



left y-axis:

- × NH4Cl_EtOH_Johnson (EXP, org.)
- AIOMFAC $\Delta^{sc, sf} \gamma_{org}^{(x)}$
- + NH4Cl_EtOH_Johnson (EXP, water)
- ◇ AIOMFAC $\Delta^{sc, sf} \gamma_w^{(x)}$

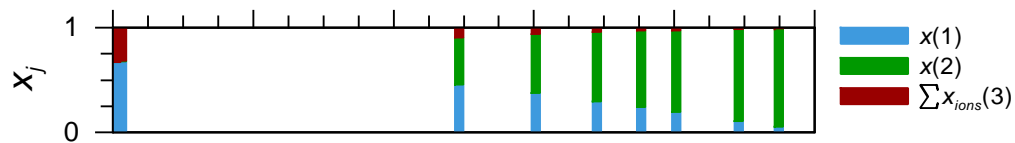
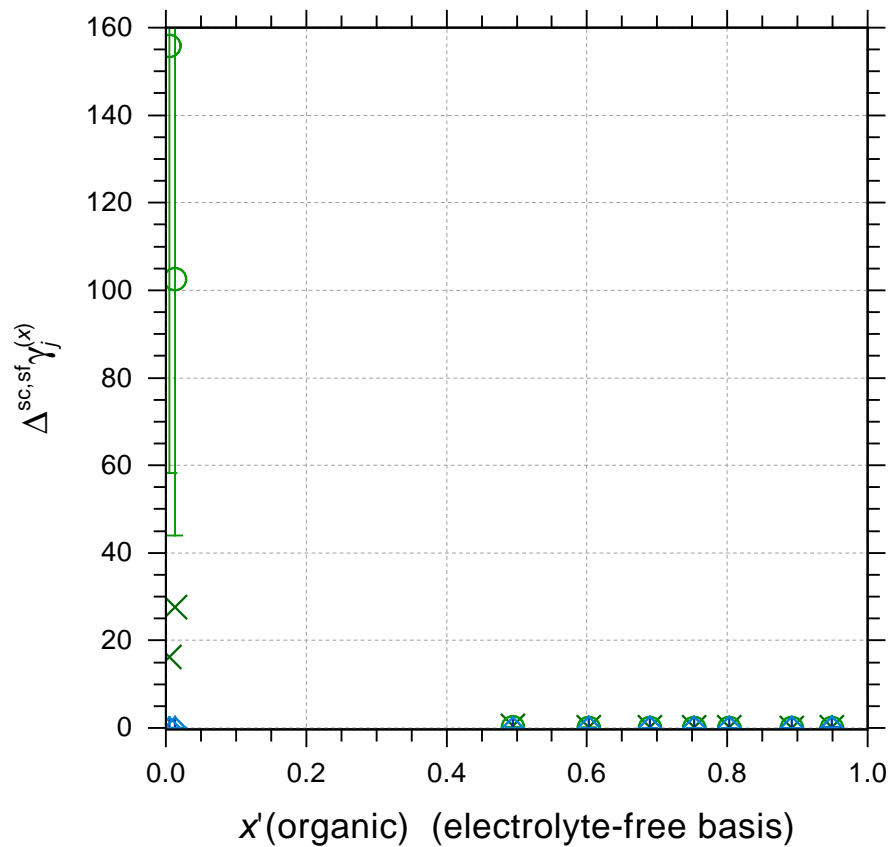


initial weighting of dataset:
 $w^{init}(0007) = 0.500$
 dataset contribution to F_{obj} :
 $fval(0007) = 3.1296E-02$
 rel. contribution = 0.0149 %

Fig. S0180 (AIOMFAC_output_0027)

H₂O (1) + 1-Propanol (2) + NH₄Cl (3)

Temperature range: 363 -- 384 K



- left y-axis:
- × NH4Cl_1-PrOH_Johnson (EXP, org.)
 - AIOMFAC $\Delta^{sc, sf} \gamma_{org}^{(x)}$
 - + NH4Cl_1-PrOH_Johnson (EXP, water)
 - ◇ AIOMFAC $\Delta^{sc, sf} \gamma_w^{(x)}$

initial weighting of dataset:
 $w^{init}(0027) = 0.500$
 dataset contribution to F_{obj} :
 $fval(0027) = 1.2430E+00$
 rel. contribution = 0.5911 %

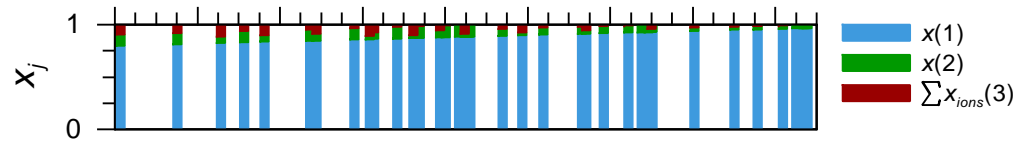
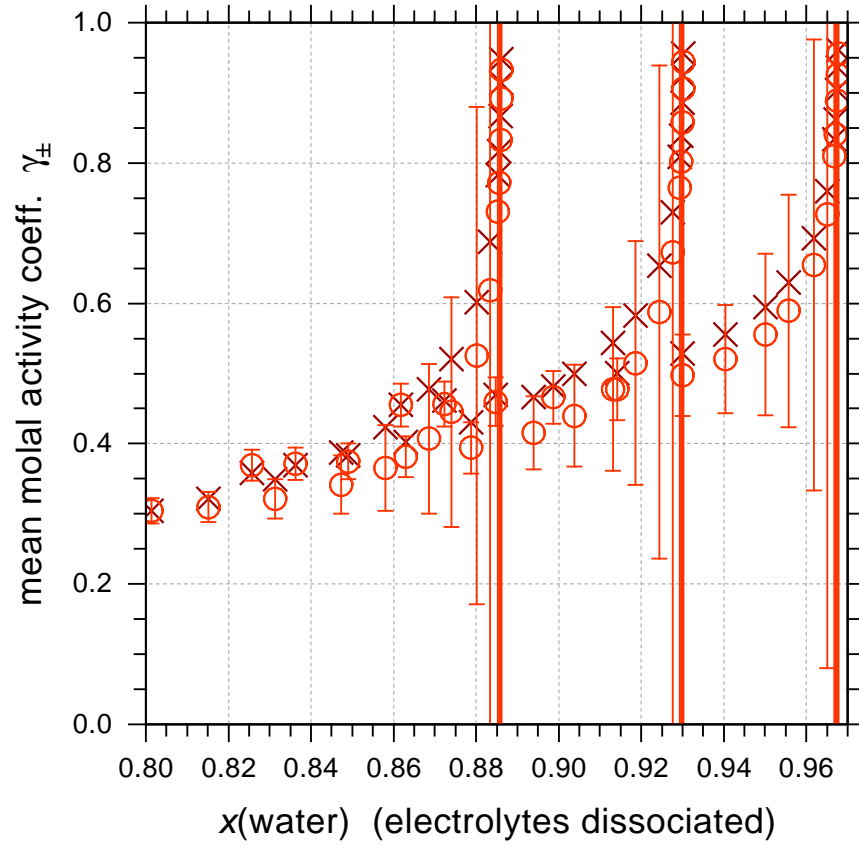
Fig. S0181 (AIOMFAC_output_1047)

H₂O (1) + 2-Propanol (2) + NH₄Cl (3)

Temperature: 298 K

left y-axis:

- × NH4Cl+2-Propanol+Water_EMF_Deyhimi
- AIOMFAC mean molal activity coeff. γ_{\pm}



initial weighting of dataset:

$w^{init}(1047) = 2.000$

dataset contribution to F_{obj} :

$fval(1047) = 6.0688E-02$

rel. contribution = 0.0289 %

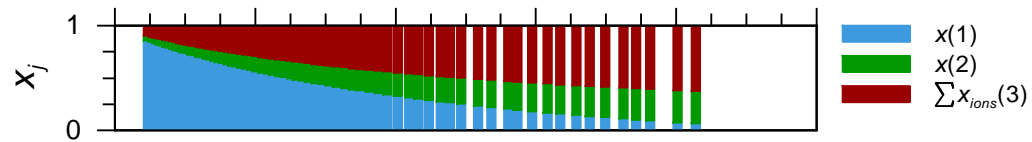
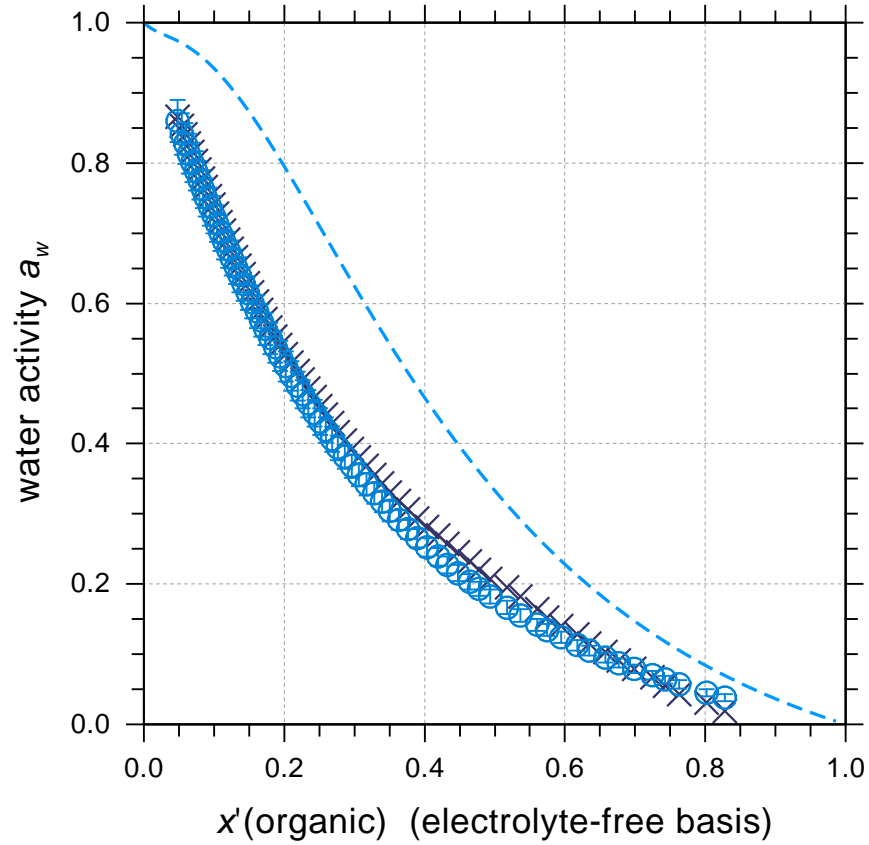
Fig. S0182 (AIOMFAC_output_1057)

H₂O (1) + Levoglucosan (2) + NH₄HSO₄ (3)

Temperature: 291 K

left y-axis:

- × NH4HSO4+Levoglucosan+Water_EDB-aw_Lienhard
- AIOMFAC water activity a_w
- AIOMFAC electrolyte-free solution a_w



initial weighting of dataset:

$w^{init}(1057) = 1.000$

dataset contribution to F_{obj} :

$fval(1057) = 1.7181E-01$

rel. contribution = 0.0817 %

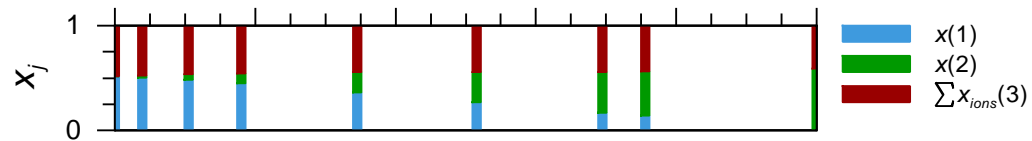
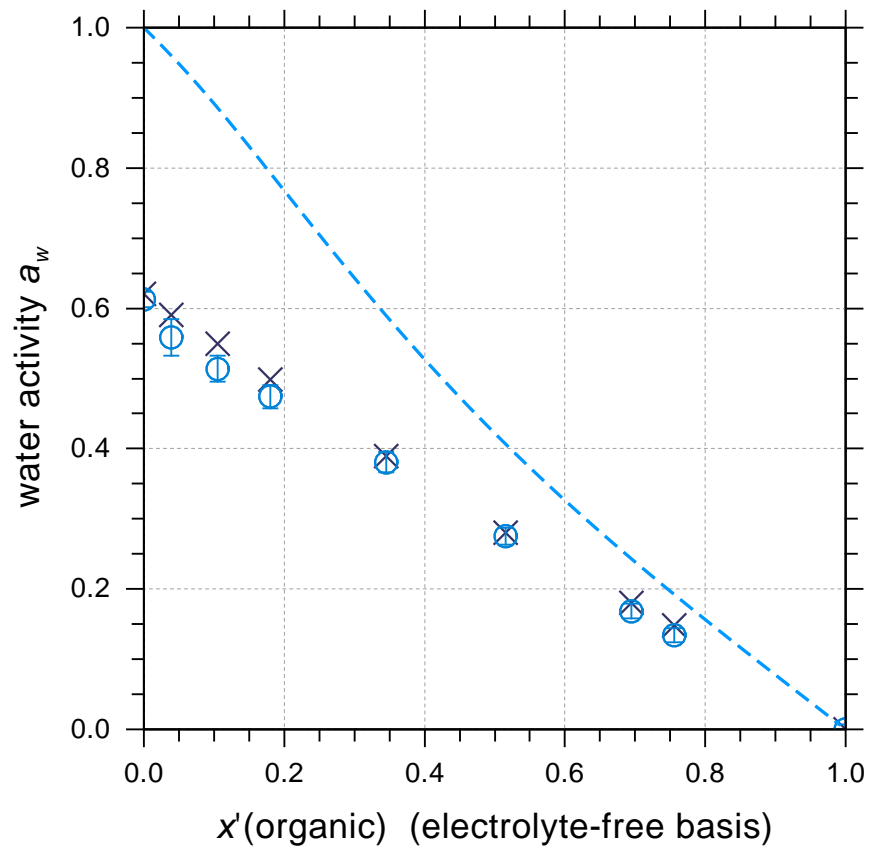
Fig. S0183 (AIOMFAC_output_0072)

H₂O (1) + Glycerol (2) + NH₄NO₃ (3)

Temperature: 298 K

left y-axis:

- × NH4NO3_Glycerol_Marcolli
- AIOMFAC water activity a_w
- - - AIOMFAC electrolyte-free solution a_w

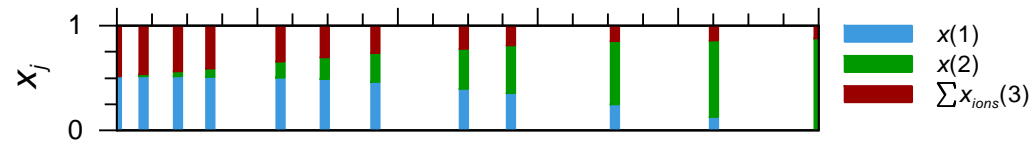
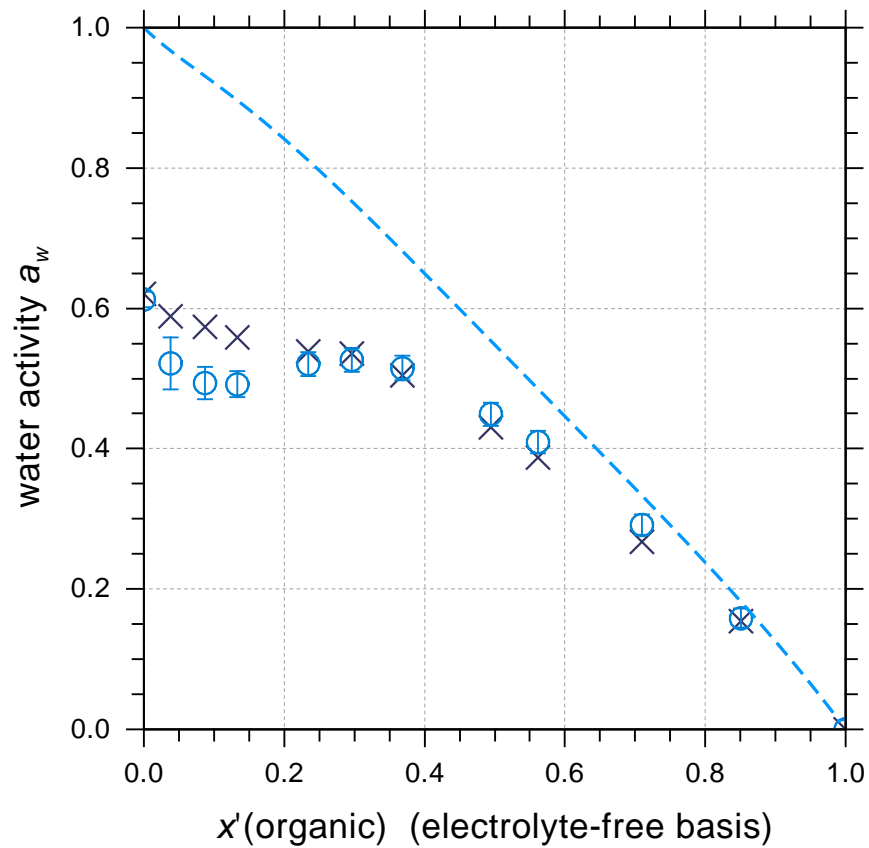


initial weighting of dataset:
 $w^{init}(0072) = 2.000$
 dataset contribution to F_{obj} :
 $fval(0072) = 4.2274E-02$
 rel. contribution = 0.0201 %

Fig. S0184 (AIOMFAC_output_0073)
 H_2O (1) + 1,4-Butanediol (2) + NH_4NO_3 (3)
 Temperature: 298 K

left y-axis:

- × NH4NO3_1-4-Butanediol_Marcolli
- AIOMFAC water activity a_w
- - - AIOMFAC electrolyte-free solution a_w

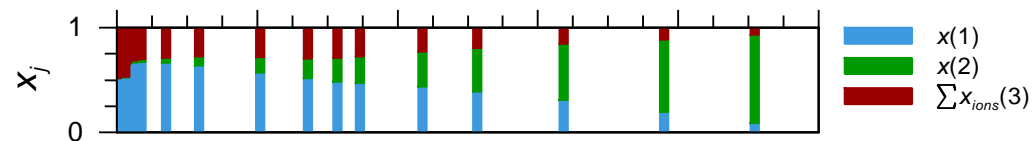
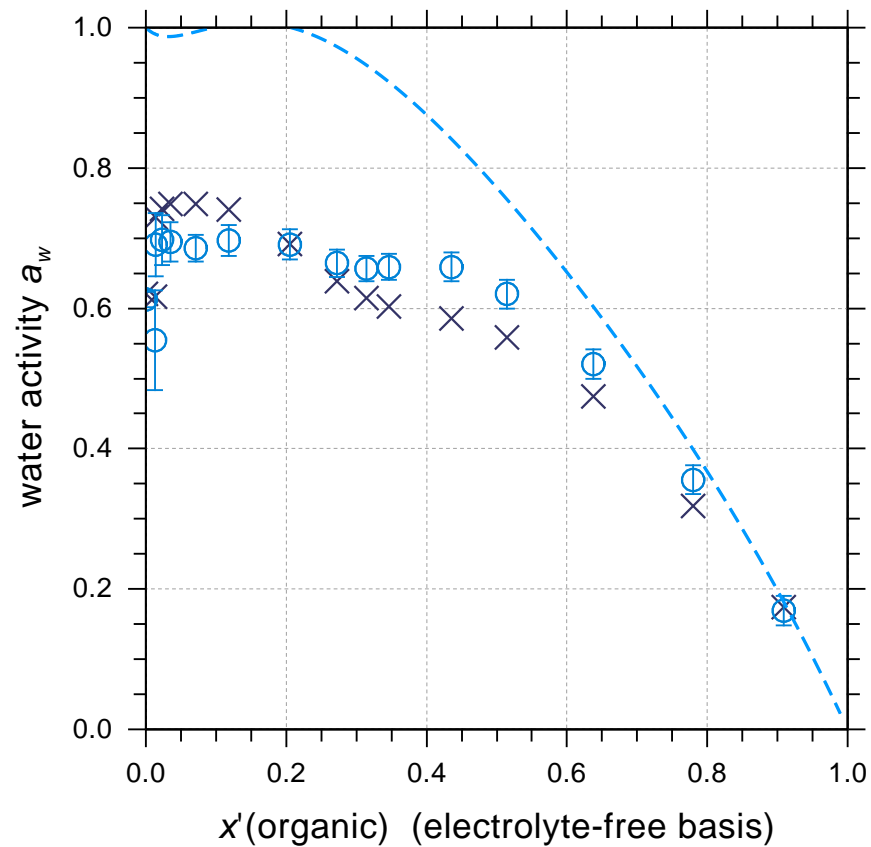


initial weighting of dataset:
 $w^{init}(0073) = 2.000$
 dataset contribution to F_{obj} :
 $fval(0073) = 9.7647\text{E-}02$
 rel. contribution = 0.0464 %

Fig. S0185 (AIOMFAC_output_0074)
 H_2O (1) + 1,2-Hexanediol (2) + NH_4NO_3 (3)
 Temperature: 298 K

left y-axis:

- × NH4NO3_1-2-Hexanediol_Marcolli
- AIOMFAC water activity a_w
- - - AIOMFAC electrolyte-free solution a_w



initial weighting of dataset:
 $w^{init}(0074) = 2.000$
 dataset contribution to F_{obj} :
 $fval(0074) = 1.1356\text{E-}01$
 rel. contribution = 0.0540 %

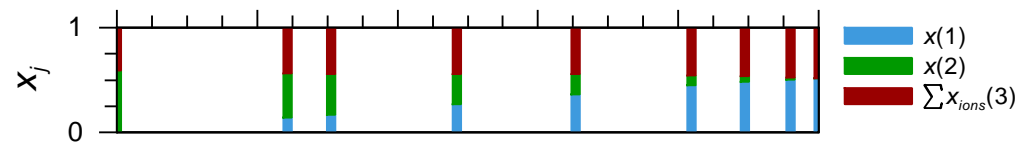
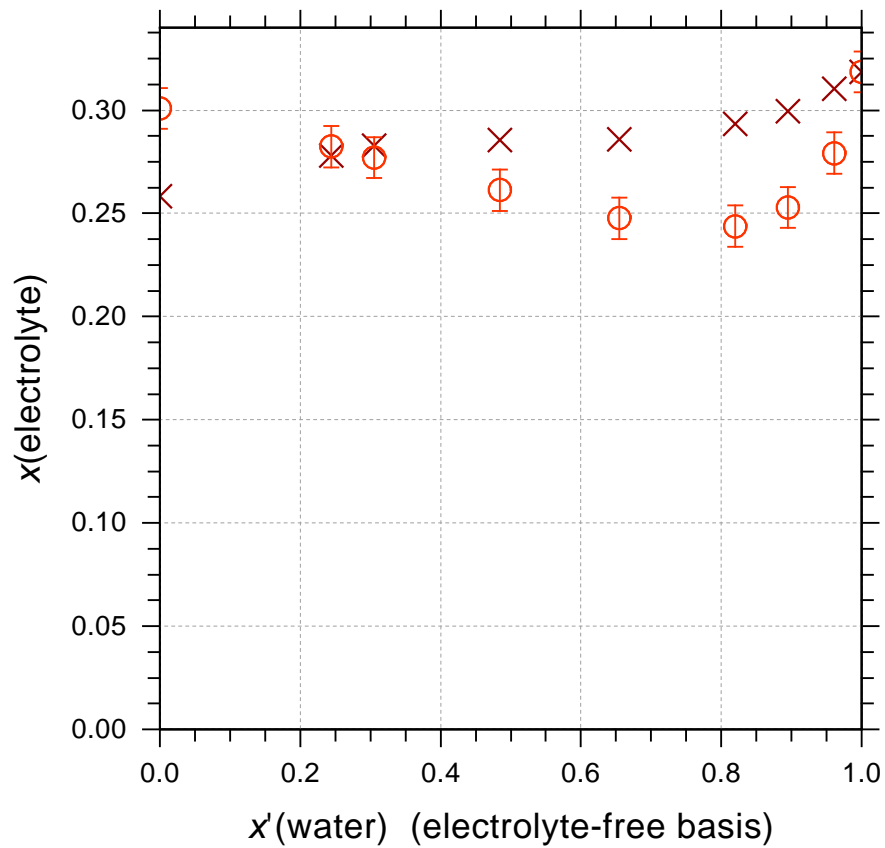
Fig. S0186 (AIOMFAC_output_0955)

H₂O (1) + Glycerol (2) + NH₄NO₃ (3)

Temperature: 298 K

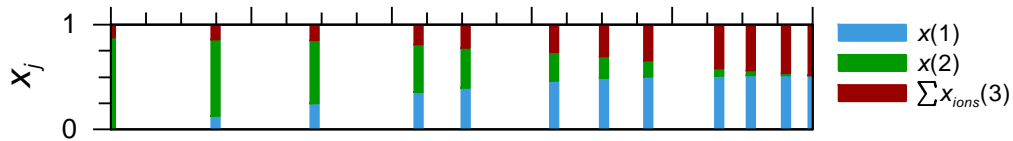
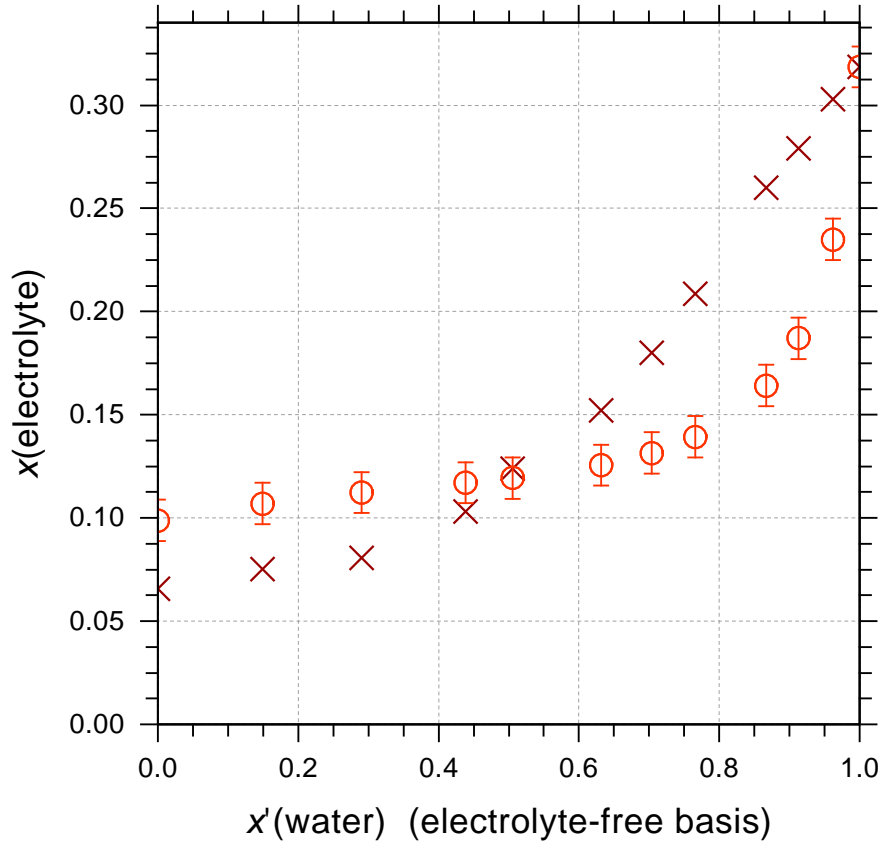
left y-axis:

- × NH₄NO₃+Glycerol+Water_SLE_Marcolli
- AIOMFAC calc. SLE composition



initial weighting of dataset:
 $w^{\text{init}}(0955) = 1.000$
 dataset contribution to F_{obj} :
 $\text{fval}(0955) = 1.3917\text{E-}01$
 rel. contribution = 0.0662 %

Fig. S0187 (AIOMFAC_output_0956)
 H_2O (1) + 1,4-Butanediol (2) + NH_4NO_3 (3)
 Temperature: 298 K



left y-axis:

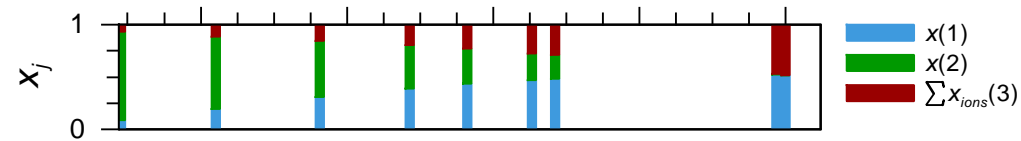
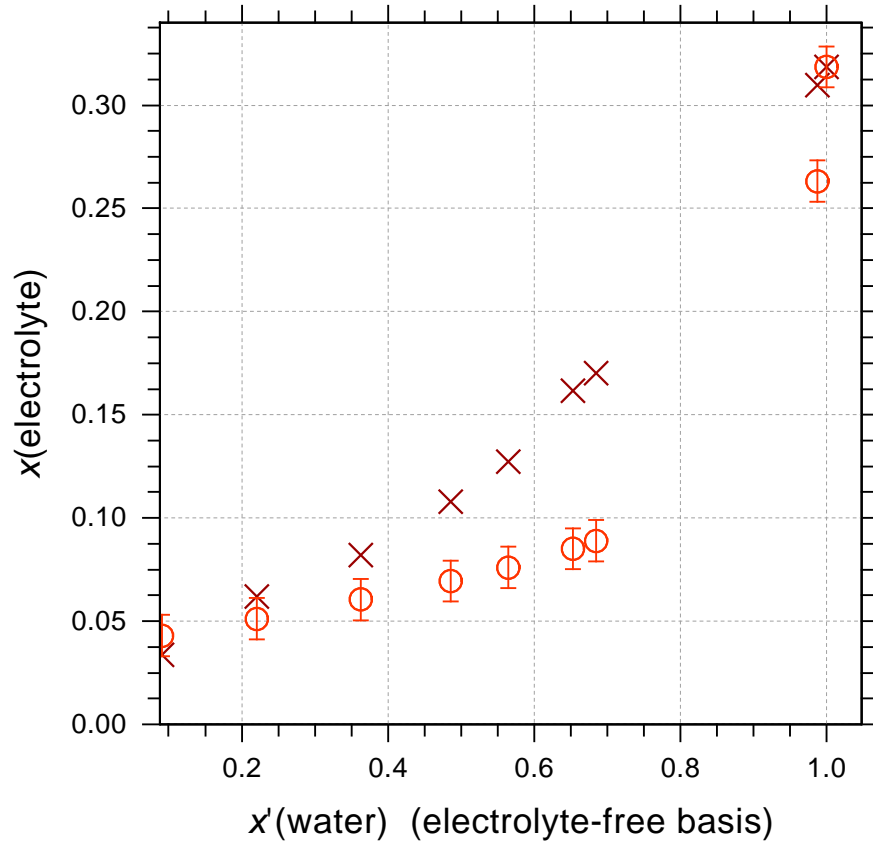
- × NH4NO3+1,4-Butanediol+Water_SLE_Marcolli
- AIOMFAC calc. SLE composition

initial weighting of dataset:
 $w^{\text{init}}(0956) = 1.000$
 dataset contribution to F_{obj} :
 $\text{fval}(0956) = 8.6384\text{E-}01$
 rel. contribution = 0.4108 %

Fig. S0188 (AIOMFAC_output_0957)

H₂O (1) + 1,2-Hexanediol (2) + NH₄NO₃ (3)

Temperature: 298 K



left y-axis:

- × NH₄NO₃+1,2-Hexanediol+Water_SLE_Marcolli
- AIOMFAC calc. SLE composition

initial weighting of dataset:
 $w^{\text{init}}(0957) = 1.000$
 dataset contribution to F_{obj} :
 $\text{fval}(0957) = 8.4495\text{E-}01$
 rel. contribution = 0.4018 %

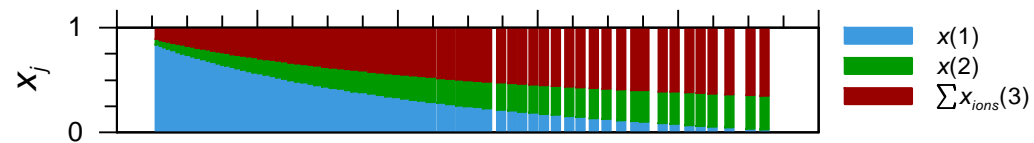
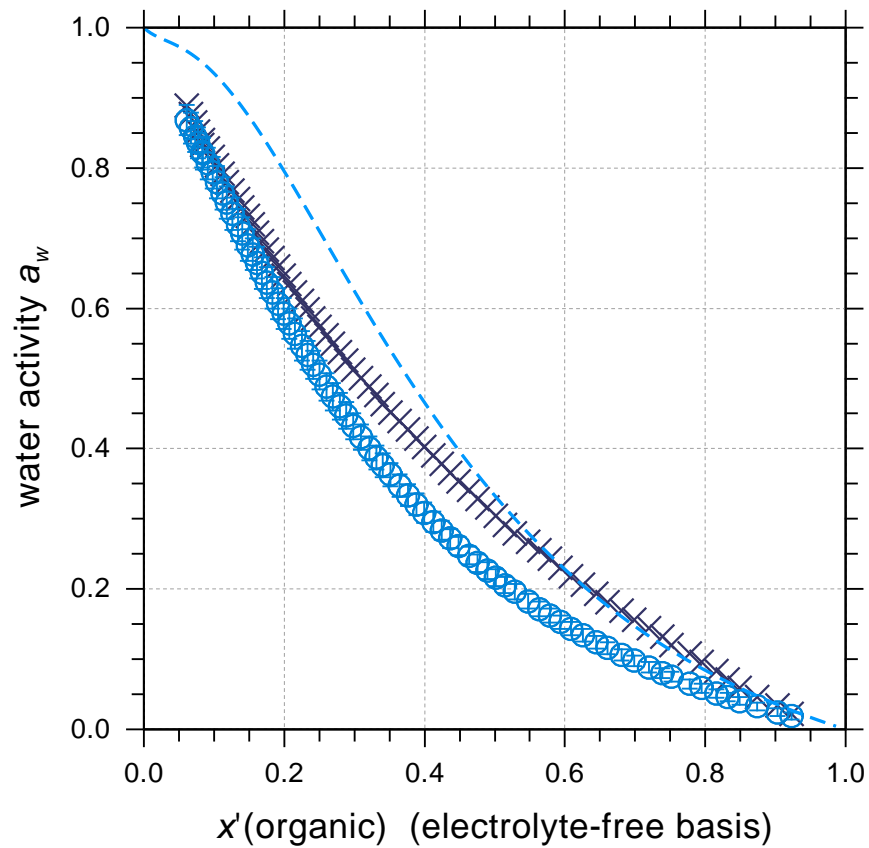
Fig. S0189 (AIOMFAC_output_1056)

H₂O (1) + Levoglucosan (2) + NH₄NO₃ (3)

Temperature: 291 K

left y-axis:

- × NH4NO3+Levogluconan+Water_EDB-aw_Lienhard
- AIOMFAC water activity a_w
- - AIOMFAC electrolyte-free solution a_w

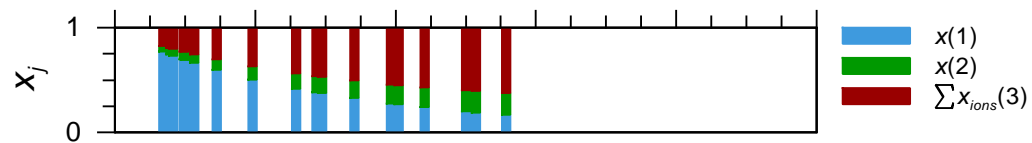
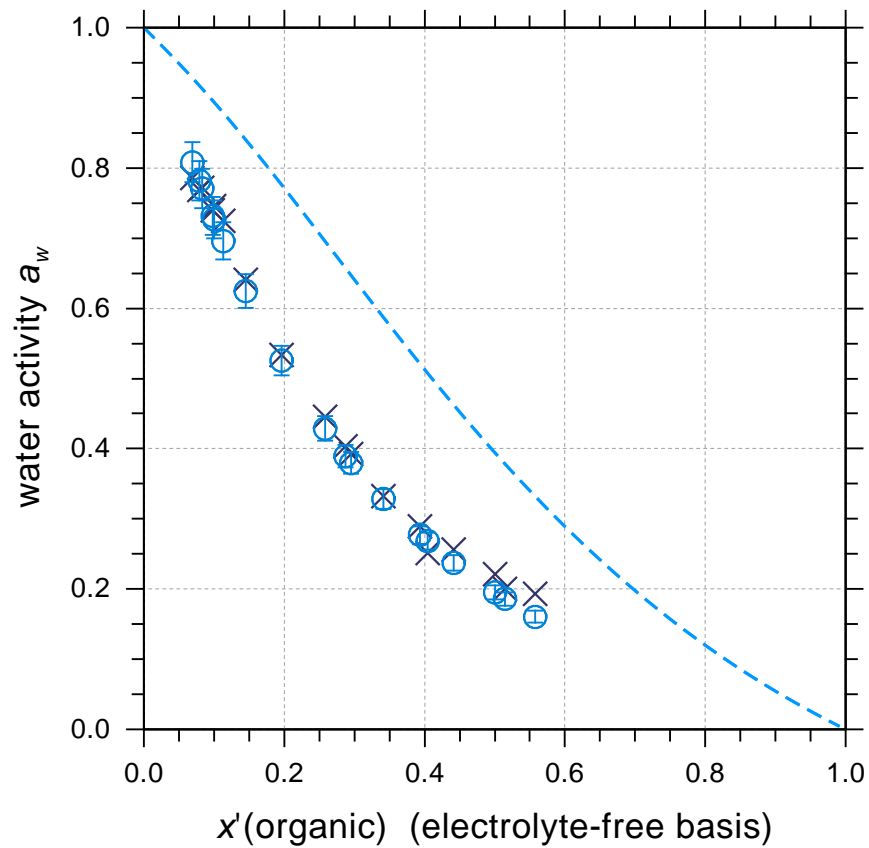


initial weighting of dataset:
 $w^{init}(1056) = 1.000$
dataset contribution to F_{obj} :
 $fval(1056) = 4.7793E-01$
rel. contribution = 0.2273 %

Fig. S0190 (AIOMFAC_output_0254)
 H_2O (1) + Malonic_acid (2) + $(\text{NH}_4)_2\text{SO}_4$ (3)
 Temperature: 298 K

left y-axis:

- × (NH4)2SO4+MalonicAcid+Water_EDB-aw_Ling
- AIOMFAC water activity a_w
- - - AIOMFAC electrolyte-free solution a_w

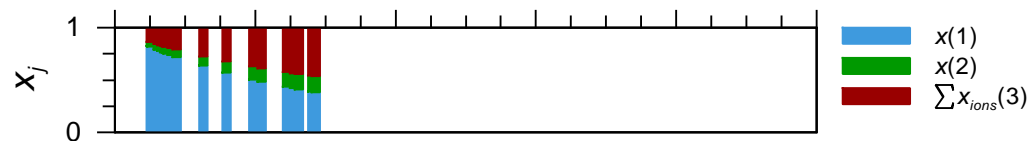
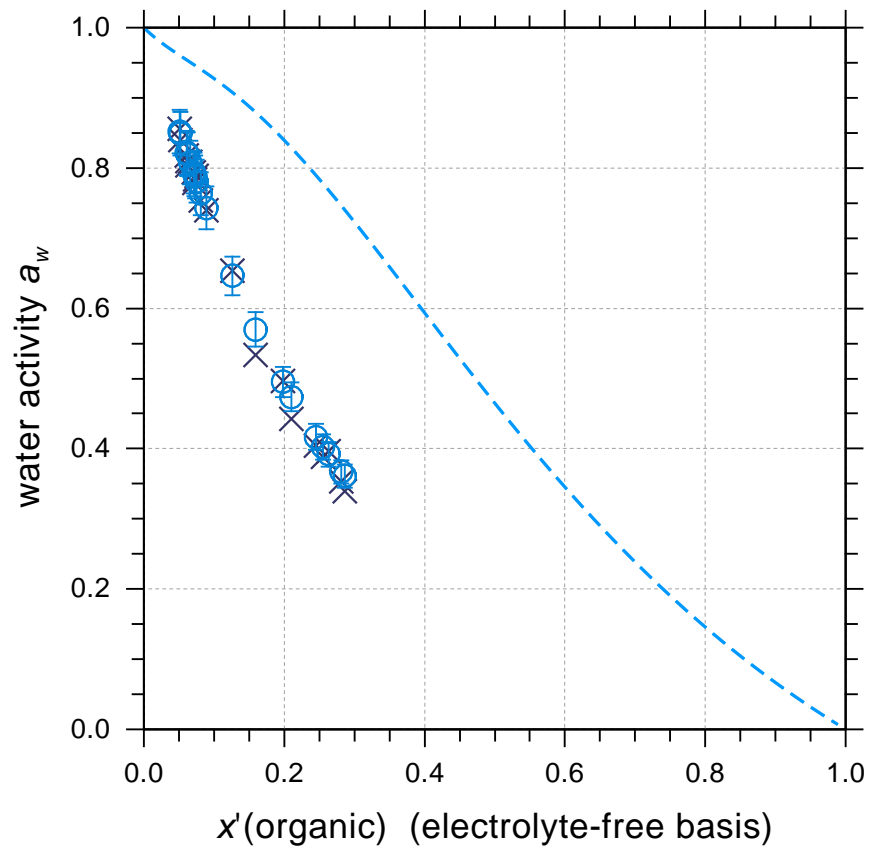


initial weighting of dataset:
 $w^{init}(0254) = 1.000$
 dataset contribution to F_{obj} :
 $fval(0254) = 3.3853\text{E-}02$
 rel. contribution = 0.0161 %

Fig. S0191 (AIOMFAC_output_0255)
 H₂O (1) + Glutaric_acid (2) + (NH₄)₂SO₄ (3)
 Temperature: 298 K

left y-axis:

- × (NH₄)₂SO₄+GlutaricAcid+Water_EDB-aw_Ling
- AIOMFAC water activity a_w
- - - AIOMFAC electrolyte-free solution a_w

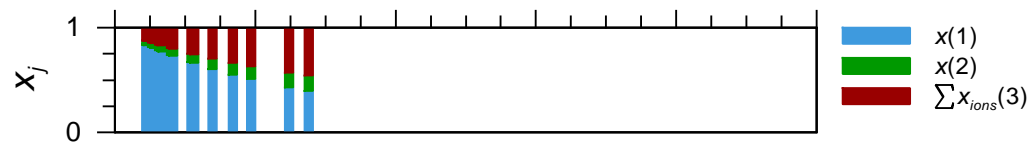
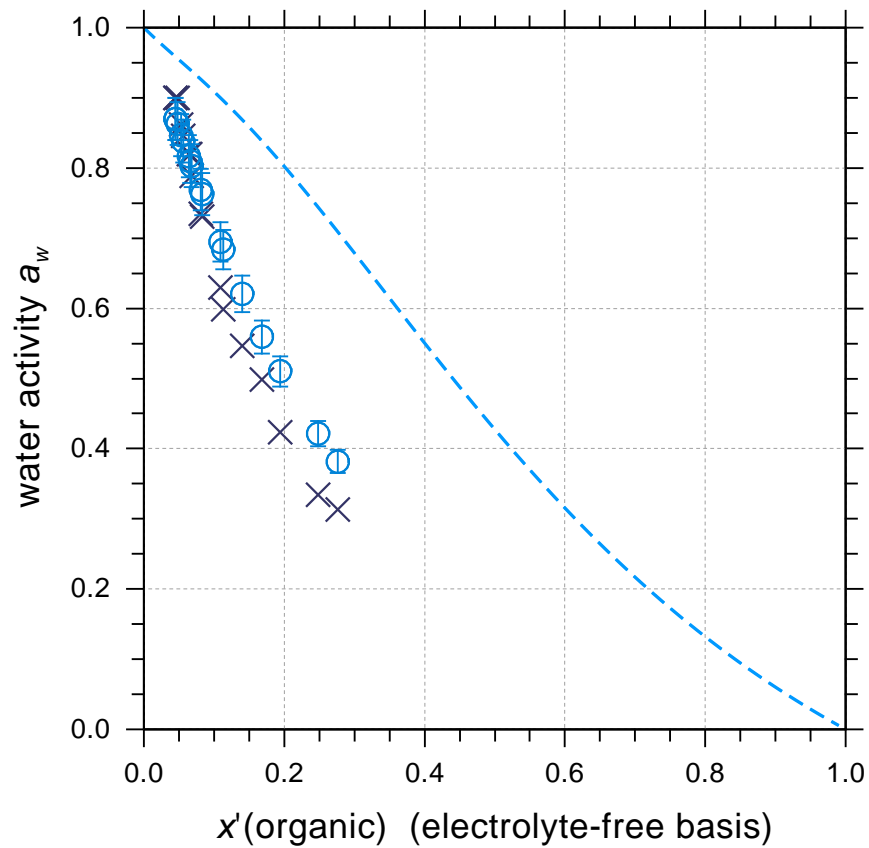


initial weighting of dataset:
 $w^{init}(0255) = 1.000$
 dataset contribution to F_{obj} :
 $fval(0255) = 8.3894E-03$
 rel. contribution = 0.0040 %

Fig. S0192 (AIOMFAC_output_0256)
 H_2O (1) + Succinic_acid (2) + $(\text{NH}_4)_2\text{SO}_4$ (3)
 Temperature: 298 K

left y-axis:

- × (NH4)2SO4+SuccinicAcid+Water_EDB-aw_Ling
- AIOMFAC water activity a_w
- - - AIOMFAC electrolyte-free solution a_w

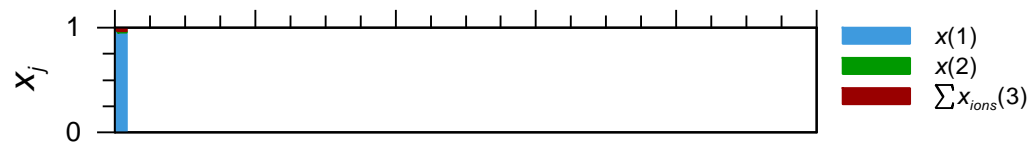
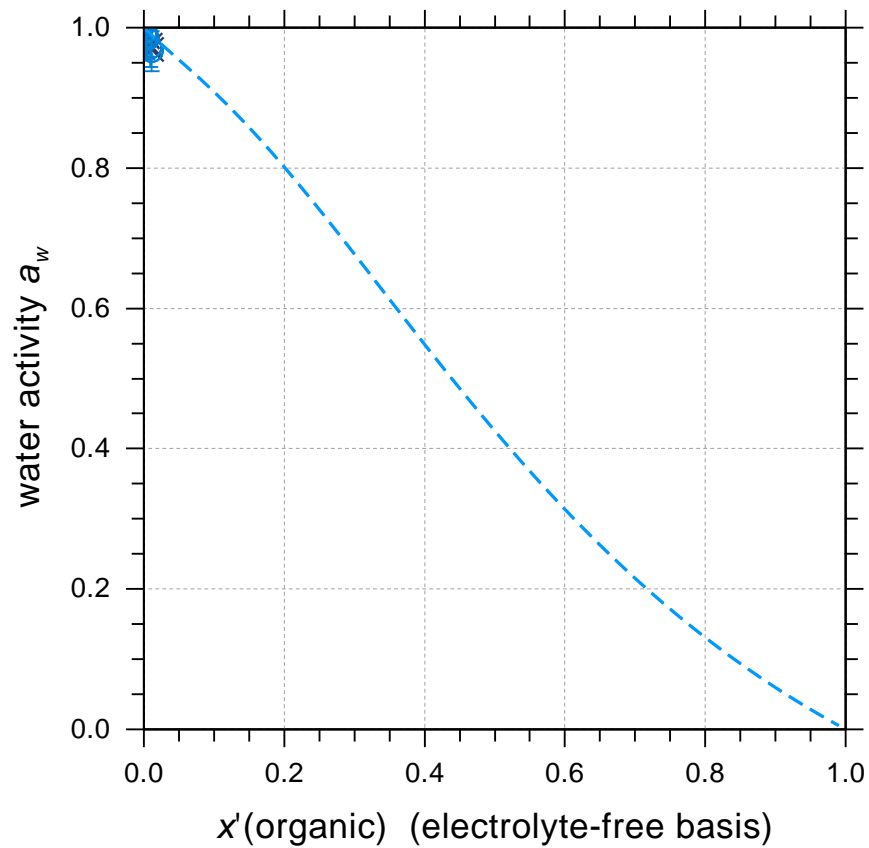


initial weighting of dataset:
 $w^{init}(0256) = 1.000$
 dataset contribution to F_{obj} :
 $fval(0256) = 1.2339\text{E-}01$
 rel. contribution = 0.0587 %

Fig. S0193 (AIOMFAC_output_0257)
 H_2O (1) + Succinic_acid (2) + $(\text{NH}_4)_2\text{SO}_4$ (3)
 Temperature: 295 K

left y-axis:

- × (NH4)2SO4+SuccinicAcid+Water_aw_Choi
- AIOMFAC water activity a_w
- - - AIOMFAC electrolyte-free solution a_w



initial weighting of dataset:
 $w^{init}(0257) = 2.000$
 dataset contribution to F_{obj} :
 $fval(0257) = 5.7813\text{E-}05$
 rel. contribution = 0.0000 %

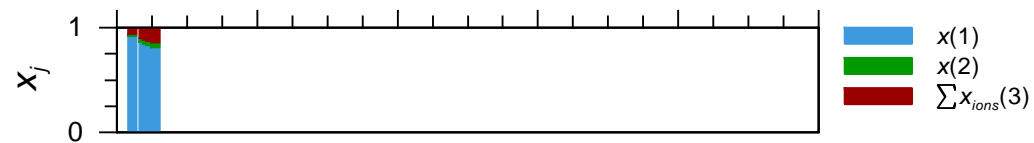
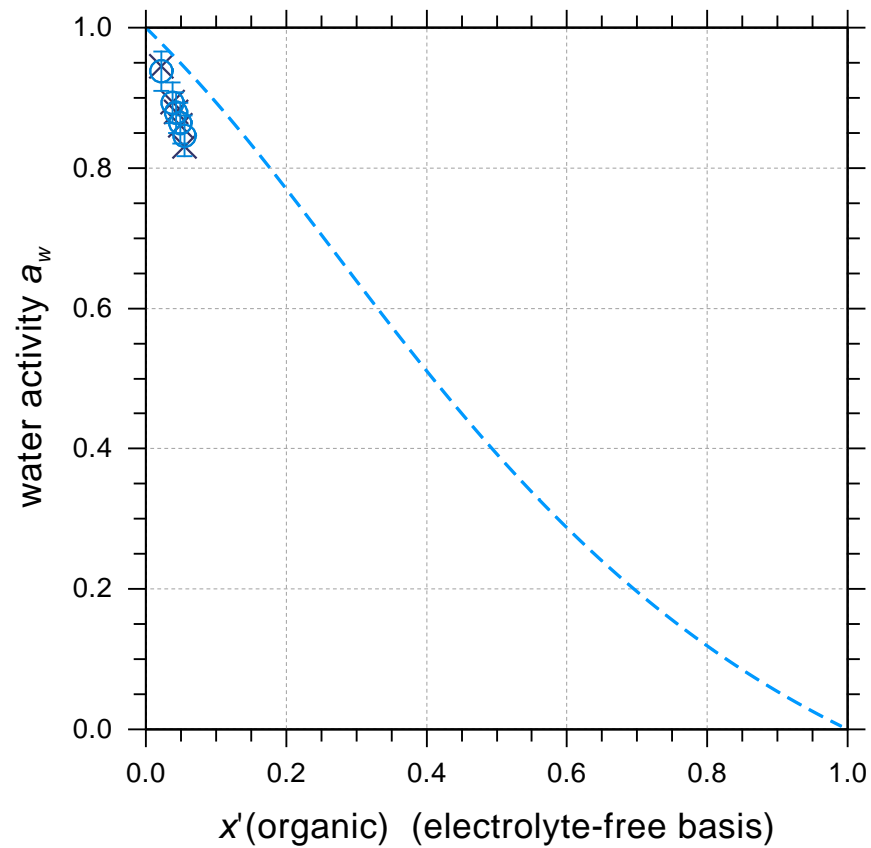
Fig. S0194 (AIOMFAC_output_0258)

H₂O (1) + Malonic_acid (2) + (NH₄)₂SO₄ (3)

Temperature: 295 K

left y-axis:

- × (NH₄)₂SO₄+MalonicAcid+Water_aw_Choi
- AIOMFAC water activity a_w
- - - AIOMFAC electrolyte-free solution a_w



initial weighting of dataset:
 $w^{init}(0258) = 2.000$
dataset contribution to F_{obj} :
 $fval(0258) = 7.3458E-04$
rel. contribution = 0.0003 %

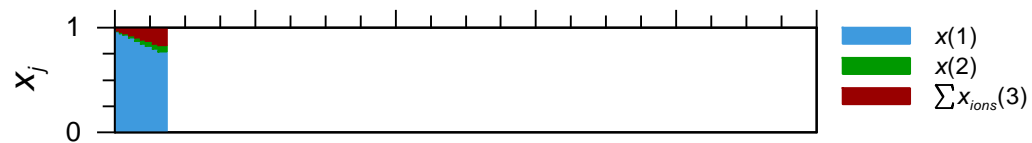
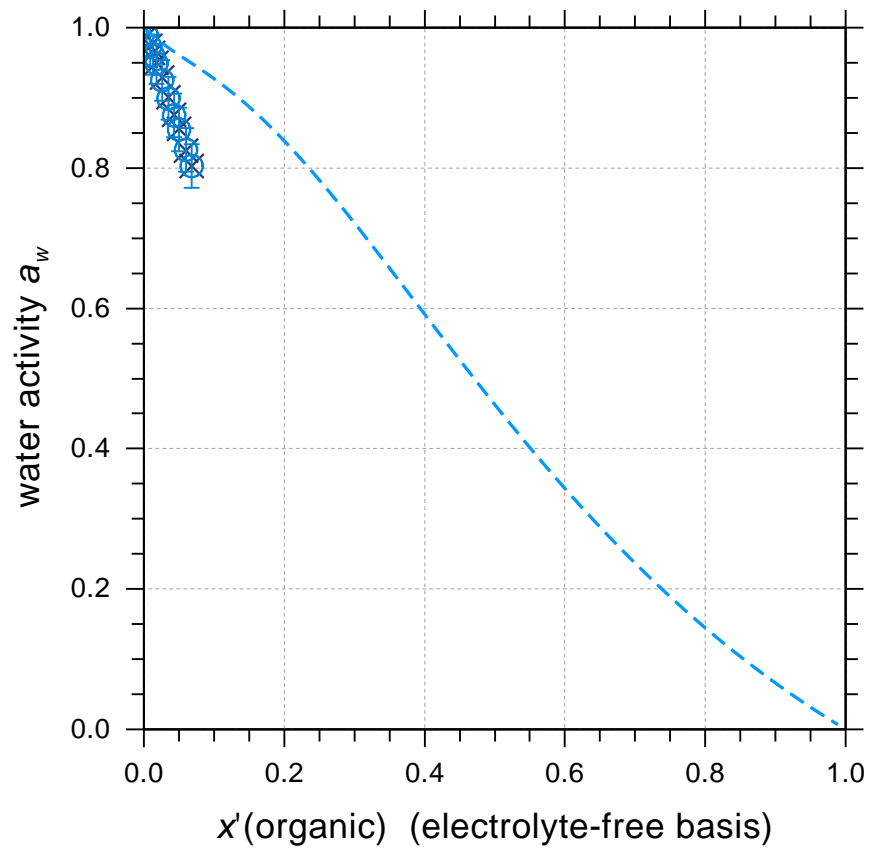
Fig. S0195 (AIOMFAC_output_0259)

H₂O (1) + Glutaric_acid (2) + (NH₄)₂SO₄ (3)

Temperature: 295 K

left y-axis:

- × (NH₄)₂SO₄+GlutaricAcid+Water_aw_Choi
- AIOMFAC water activity a_w
- - - AIOMFAC electrolyte-free solution a_w

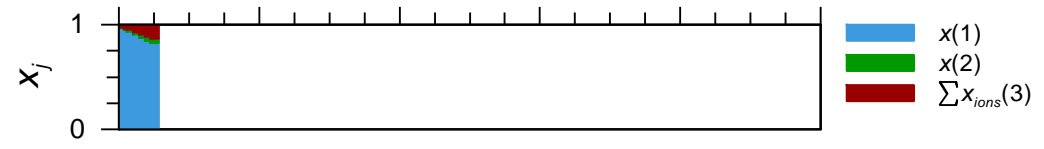
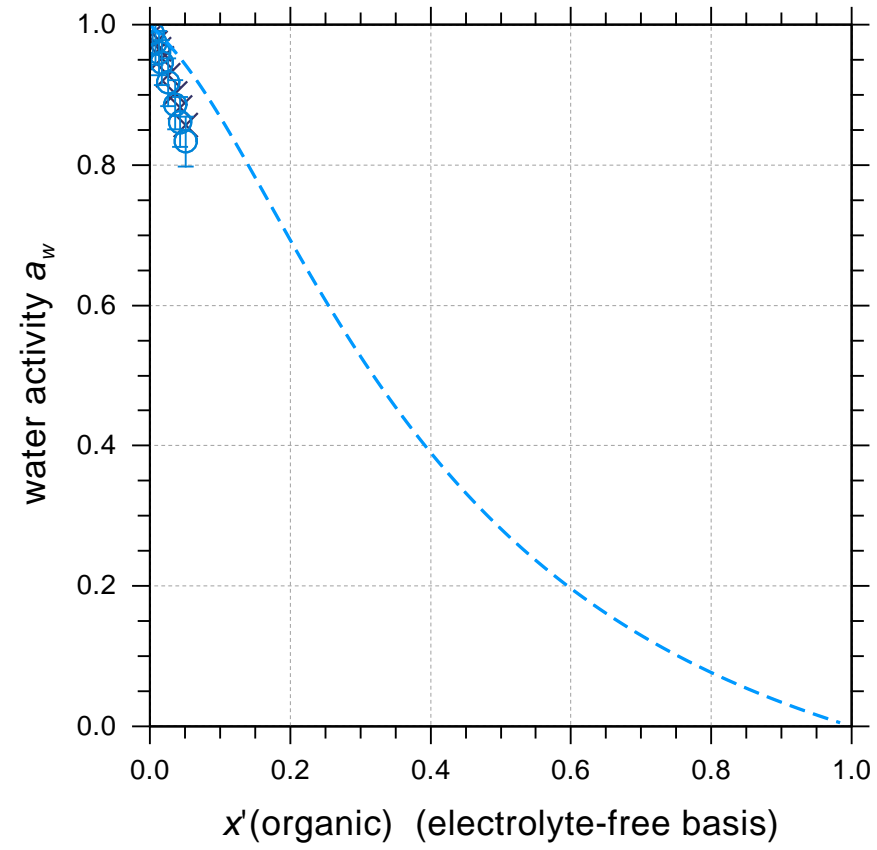


initial weighting of dataset:
 $w^{init}(0259) = 2.000$
dataset contribution to F_{obj} :
 $fval(0259) = 7.4522E-05$
rel. contribution = 0.0000 %

Fig. S0196 (AIOMFAC_output_0260)
 H₂O (1) + Citric_acid (2) + (NH₄)₂SO₄ (3)
 Temperature: 295 K

left y-axis:

- × (NH₄)₂SO₄+CitricAcid+Water_aw_Choi
- AIOMFAC water activity a_w
- - - AIOMFAC electrolyte-free solution a_w

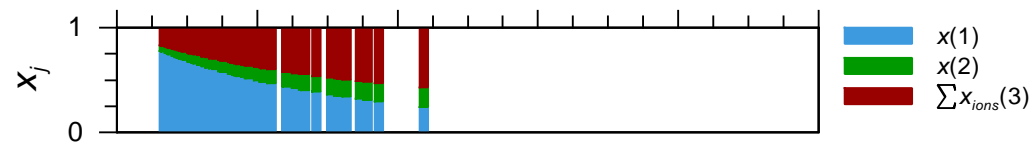
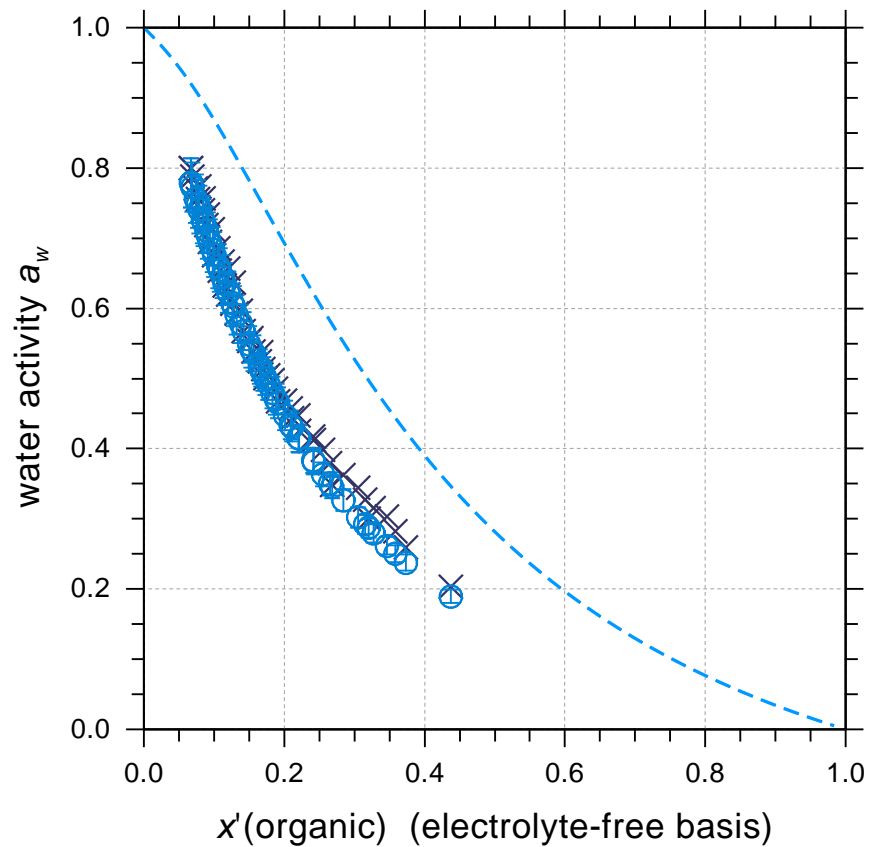


initial weighting of dataset:
 $w^{init}(0260) = 2.000$
 dataset contribution to F_{obj} :
 $fval(0260) = 3.3482E-03$
 rel. contribution = 0.0016 %

Fig. S0197 (AIOMFAC_output_0261)
 H₂O (1) + Citric_acid (2) + (NH₄)₂SO₄ (3)
 Temperature: 295 K

left y-axis:

- × (NH₄)₂SO₄+CitricAcid+Water_SEDB-aw_Choi
- AIOMFAC water activity a_w
- - - AIOMFAC electrolyte-free solution a_w

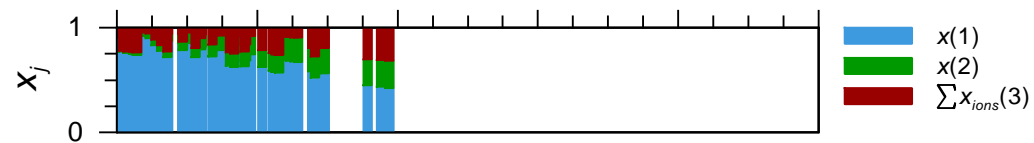
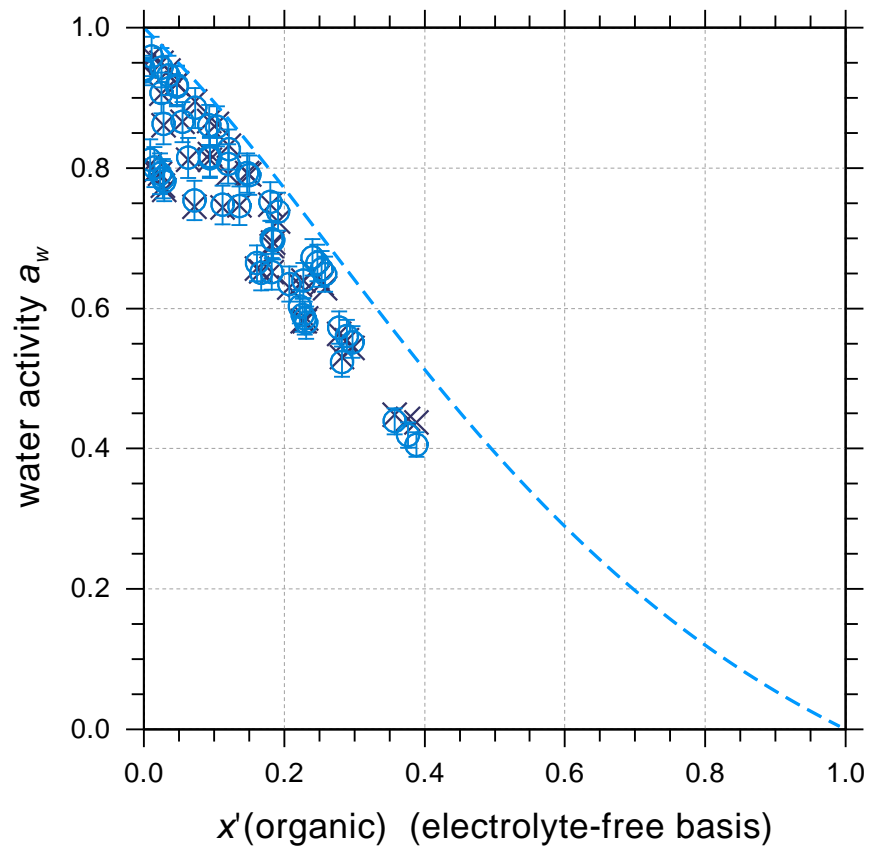


initial weighting of dataset:
 $w^{init}(0261) = 0.100$
 dataset contribution to F_{obj} :
 $fval(0261) = 2.6471E-03$
 rel. contribution = 0.0013 %

Fig. S0198 (AIOMFAC_output_0269)
 H_2O (1) + Malonic_acid (2) + $(\text{NH}_4)_2\text{SO}_4$ (3)
 Temperature: 298 K

left y-axis:

- × (NH4)2SO4+MalonicAcid+Water_aw_Salcedo
- AIOMFAC water activity a_w
- - - AIOMFAC electrolyte-free solution a_w

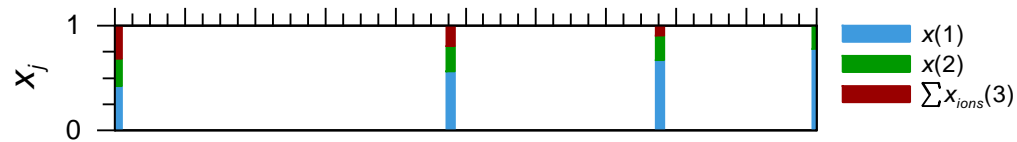
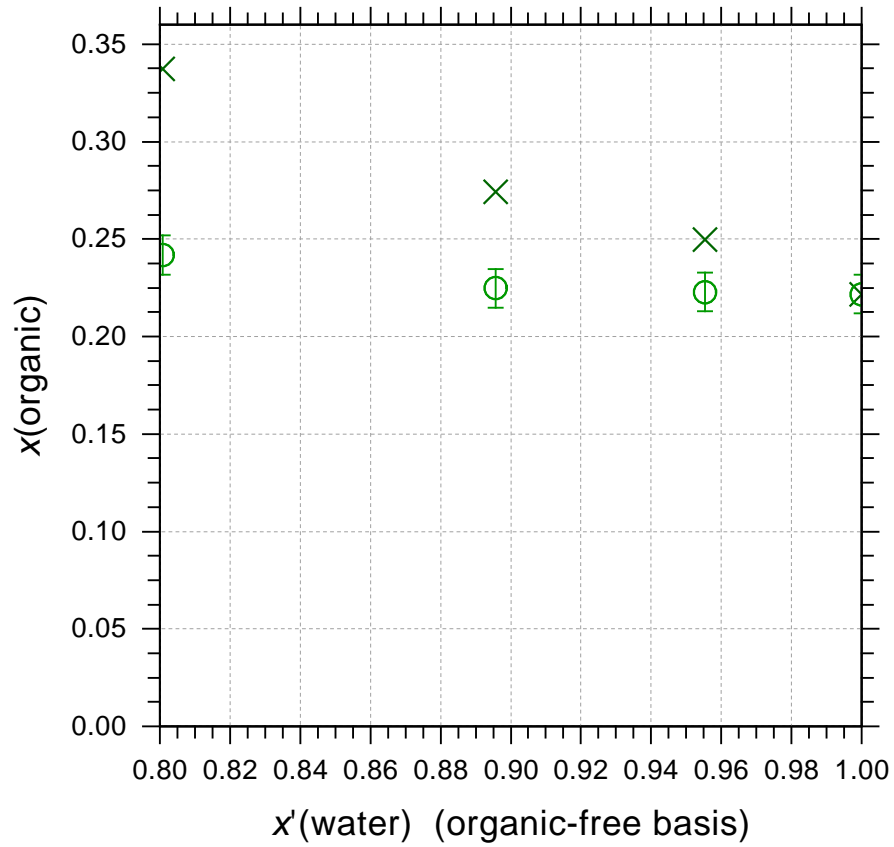


initial weighting of dataset:
 $w^{init}(0269) = 2.000$
 dataset contribution to F_{obj} :
 $fval(0269) = 6.3668\text{E-}03$
 rel. contribution = 0.0030 %

Fig. S0199 (AIOMFAC_output_0270)
 H₂O (1) + Malonic_acid (2) + (NH₄)₂SO₄ (3)
 Temperature: 298 K

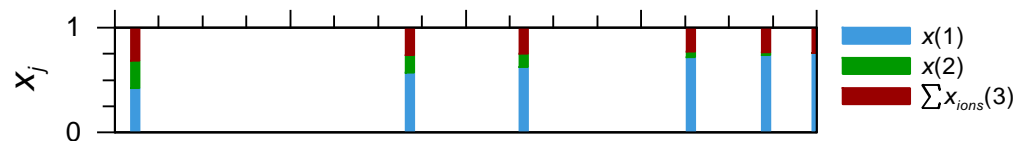
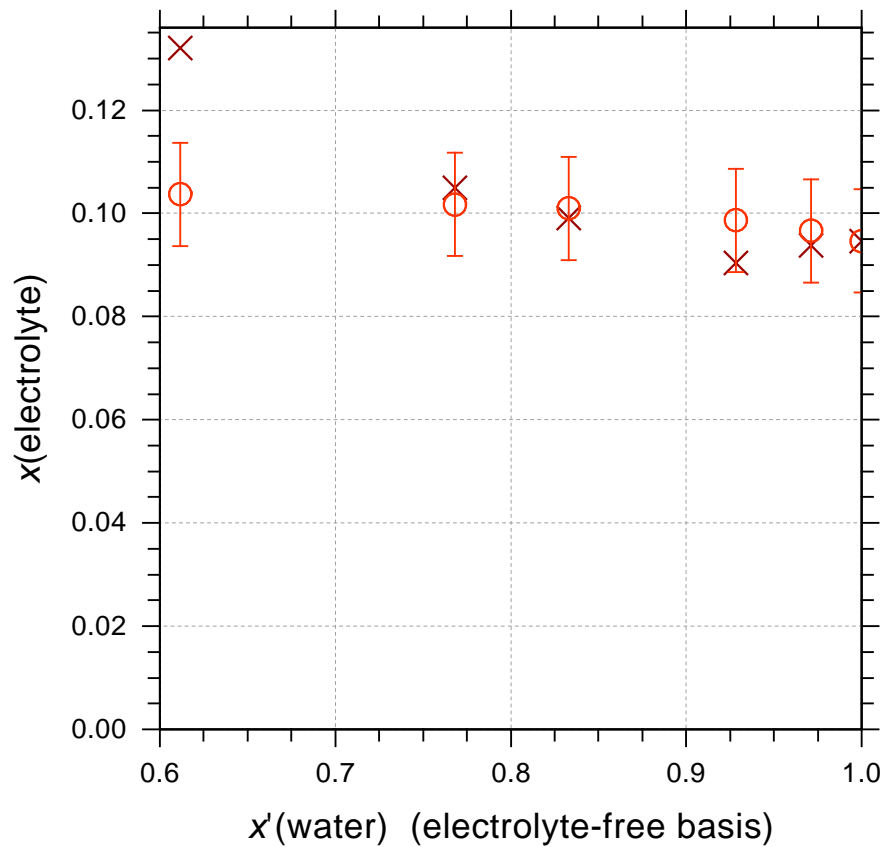
left y-axis:

- × (NH₄)₂SO₄+MalonicAcid+Water_SLE-org_Salcedo
- AIOMFAC calc. SLE composition



initial weighting of dataset:
 $w^{init}(0270) = 1.000$
 dataset contribution to F_{obj} :
 $fval(0270) = 1.6476E-01$
 rel. contribution = 0.0783 %

Fig. S0200 (AIOMFAC_output_0271)
 H_2O (1) + Malonic_acid (2) + $(\text{NH}_4)_2\text{SO}_4$ (3)
 Temperature: 298 K



left y-axis:

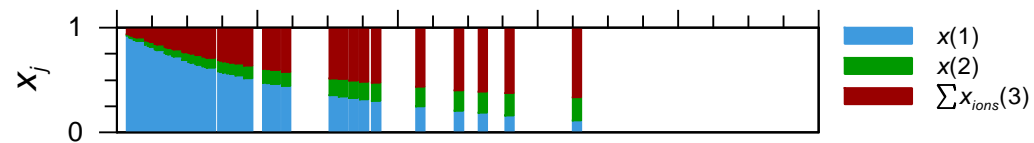
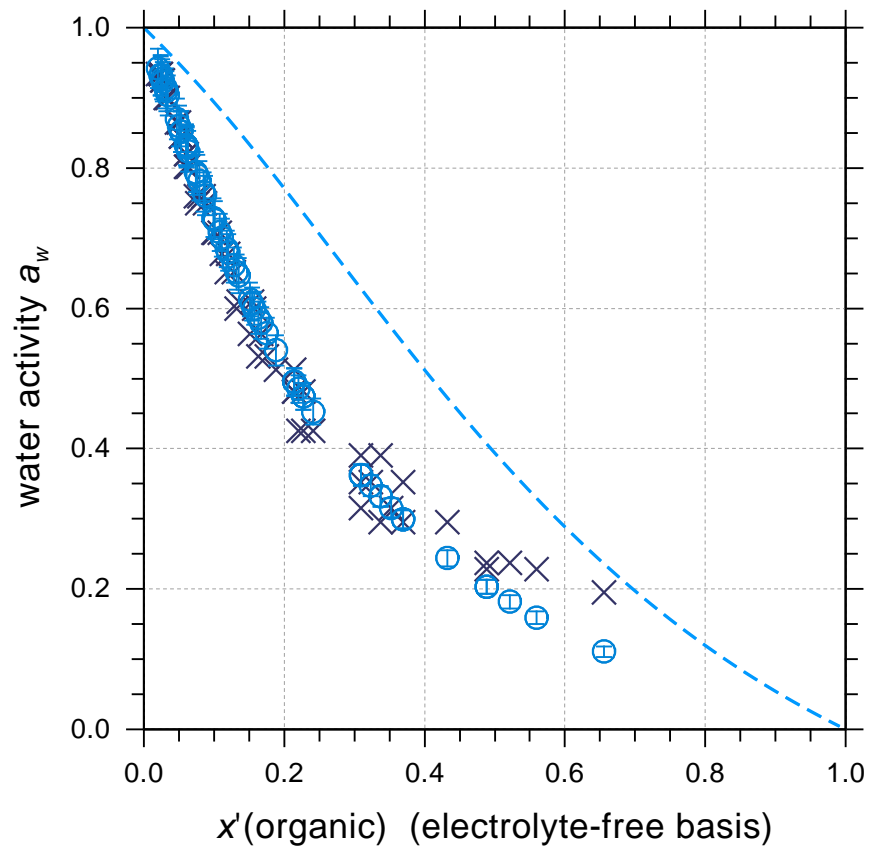
- × (NH4)2SO4+MalonicAcid+Water_SLE-salt_Salcedo
- AIOMFAC calc. SLE composition

initial weighting of dataset:
 $w^{\text{init}}(0271) = 1.000$
 dataset contribution to F_{obj} :
 $\text{fval}(0271) = 5.0439\text{E-}02$
 rel. contribution = 0.0240 %

Fig. S0201 (AIOMFAC_output_0275)
 H_2O (1) + Malonic_acid (2) + $(\text{NH}_4)_2\text{SO}_4$ (3)
 Temperature: 297 K

left y-axis:

- × (NH4)2SO4+MalonicAcid+Water_aw_Yeung
- AIOMFAC water activity a_w
- - - AIOMFAC electrolyte-free solution a_w

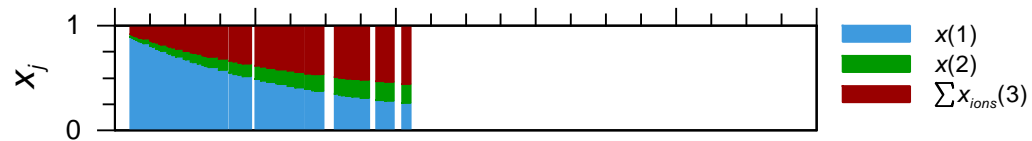
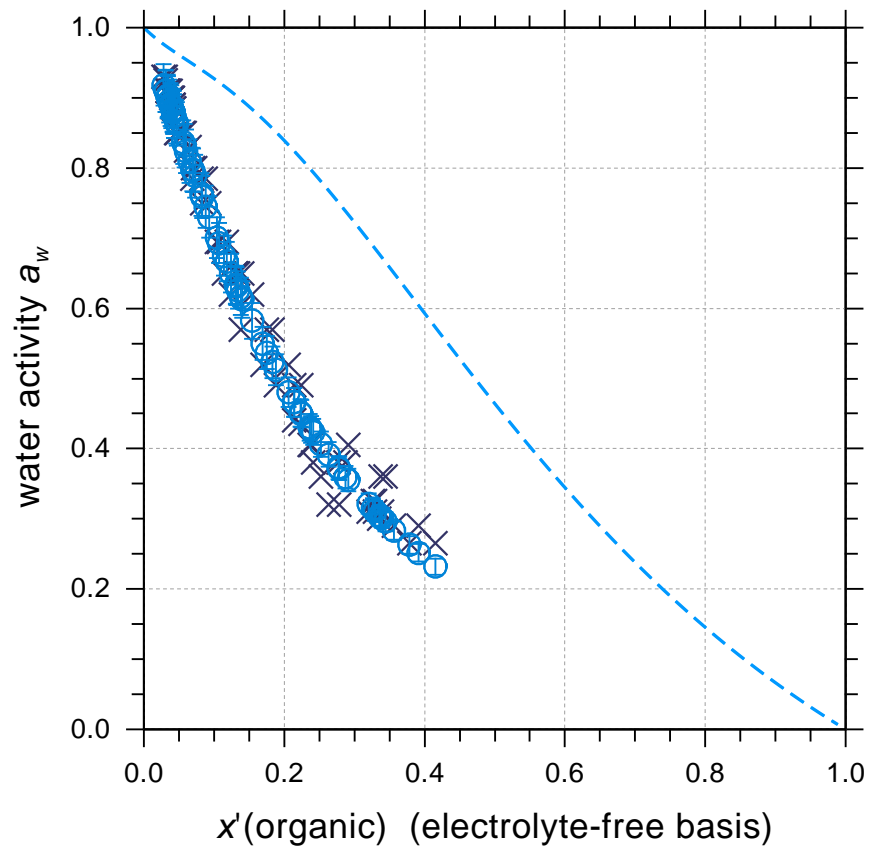


initial weighting of dataset:
 $w^{init}(0275) = 0.200$
 dataset contribution to F_{obj} :
 $fval(0275) = 1.7458\text{E-}02$
 rel. contribution = 0.0083 %

Fig. S0202 (AIOMFAC_output_0276)
 H_2O (1) + Glutaric_acid (2) + $(\text{NH}_4)_2\text{SO}_4$ (3)
 Temperature: 297 K

left y-axis:

- × (NH4)2SO4+GlutaricAcid+Water_aw_Yeung
- AIOMFAC water activity a_w
- - - AIOMFAC electrolyte-free solution a_w



initial weighting of dataset:
 $w^{init}(0276) = 0.200$
 dataset contribution to F_{obj} :
 $fval(0276) = 7.6424\text{E-}03$
 rel. contribution = 0.0036 %

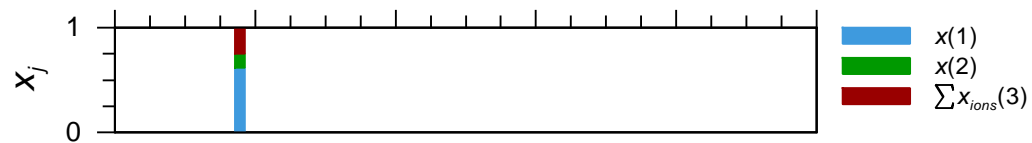
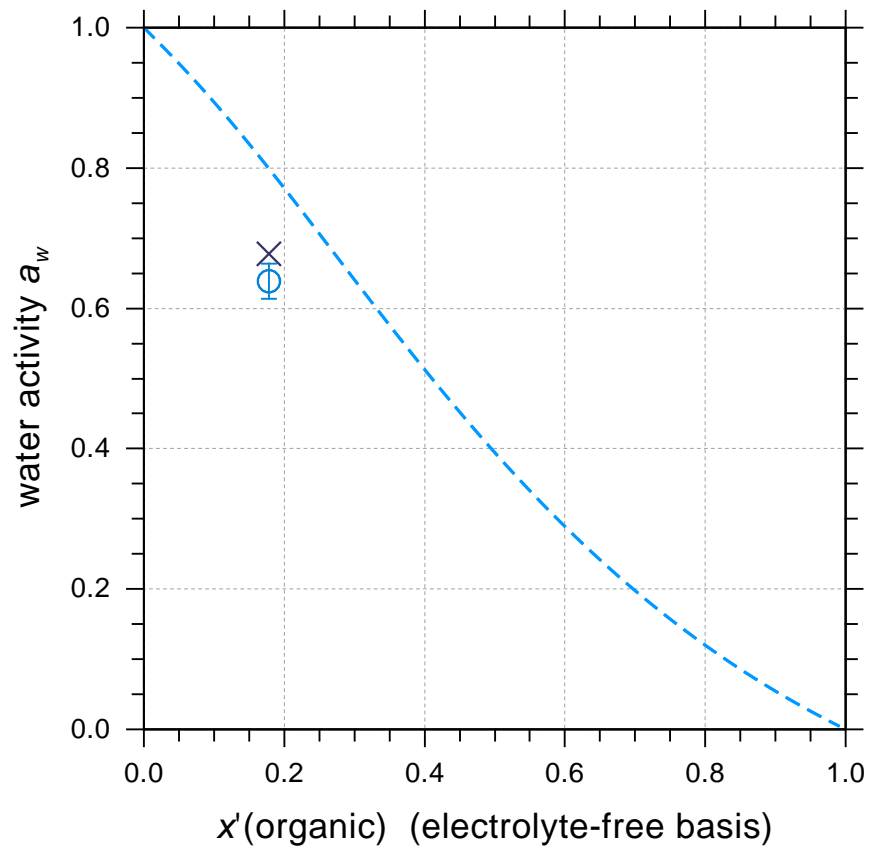
Fig. S0203 (AIOMFAC_output_0278)

H₂O (1) + Malonic_acid (2) + (NH₄)₂SO₄ (3)

Temperature: 298 K

left y-axis:

- × (NH₄)₂SO₄+MalonicAcid+Water_aw_Wise
- AIOMFAC water activity a_w
- - - AIOMFAC electrolyte-free solution a_w

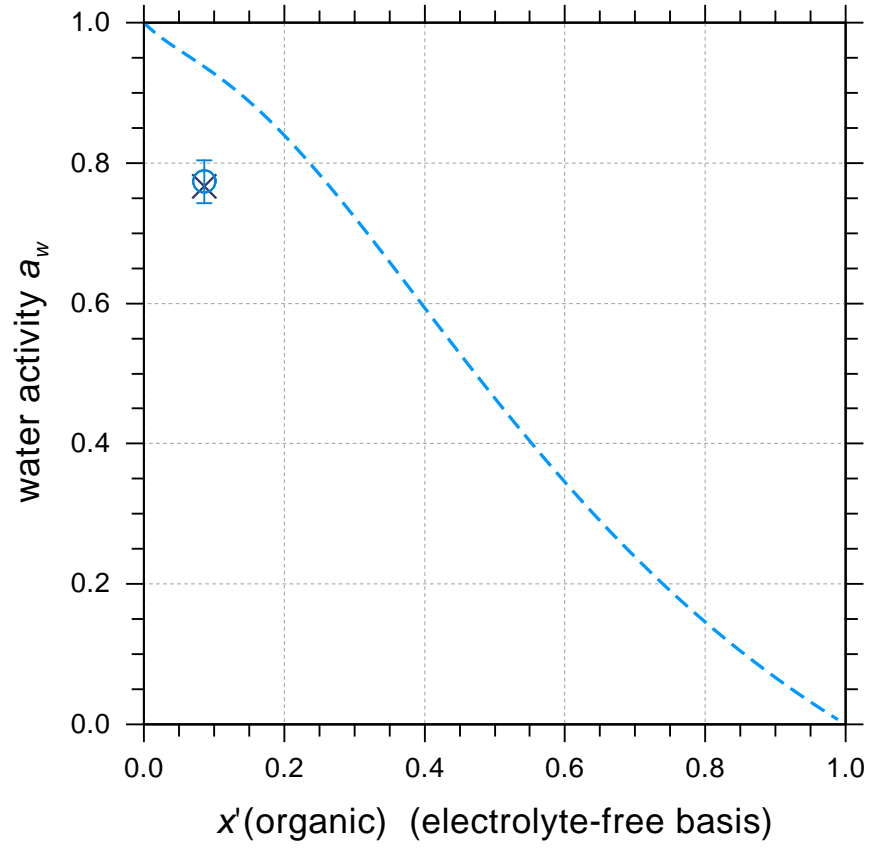


initial weighting of dataset:
 $w^{init}(0278) = 2.000$
dataset contribution to F_{obj} :
 $fval(0278) = 6.1292E-03$
rel. contribution = 0.0029 %

Fig. S0204 (AIOMFAC_output_0279)

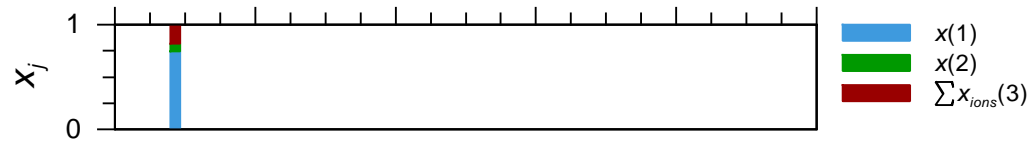
H₂O (1) + Glutaric_acid (2) + (NH₄)₂SO₄ (3)

Temperature: 298 K



left y-axis:

- × (NH₄)₂SO₄+GlutaricAcid+Water_aw_Wise
- AIOMFAC water activity a_w
- - - AIOMFAC electrolyte-free solution a_w



initial weighting of dataset:

$w^{init}(0279) = 2.000$

dataset contribution to F_{obj} :

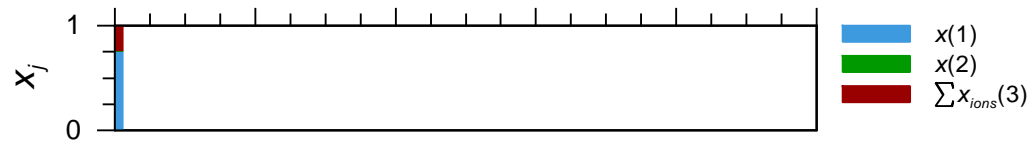
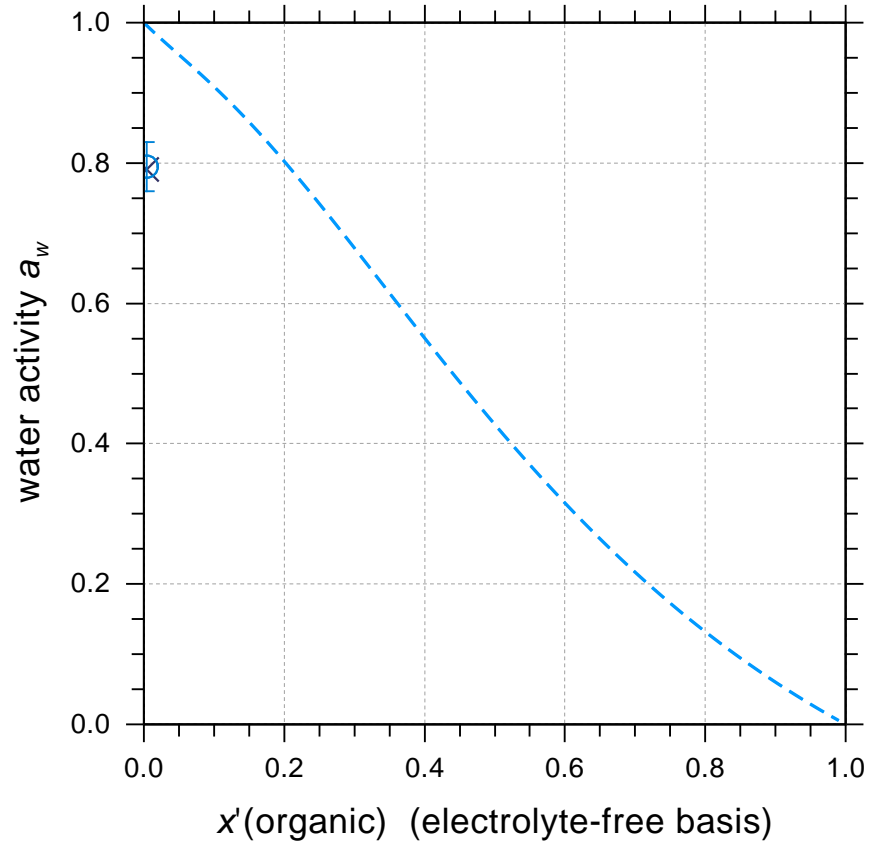
$fval(0279) = 1.2439E-04$

rel. contribution = 0.0001 %

Fig. S0205 (AIOMFAC_output_0280)
 H_2O (1) + Succinic_acid (2) + $(\text{NH}_4)_2\text{SO}_4$ (3)
 Temperature: 298 K

left y-axis:

- × (NH4)2SO4+SuccinicAcid+Water_aw_Wise
- AIOMFAC water activity a_w
- - - AIOMFAC electrolyte-free solution a_w

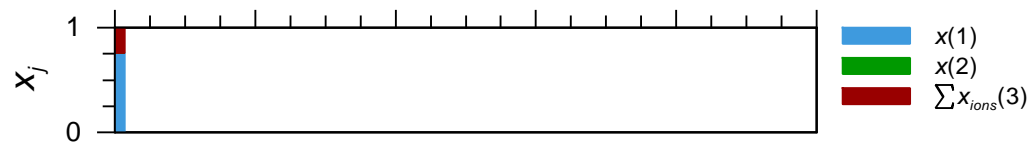
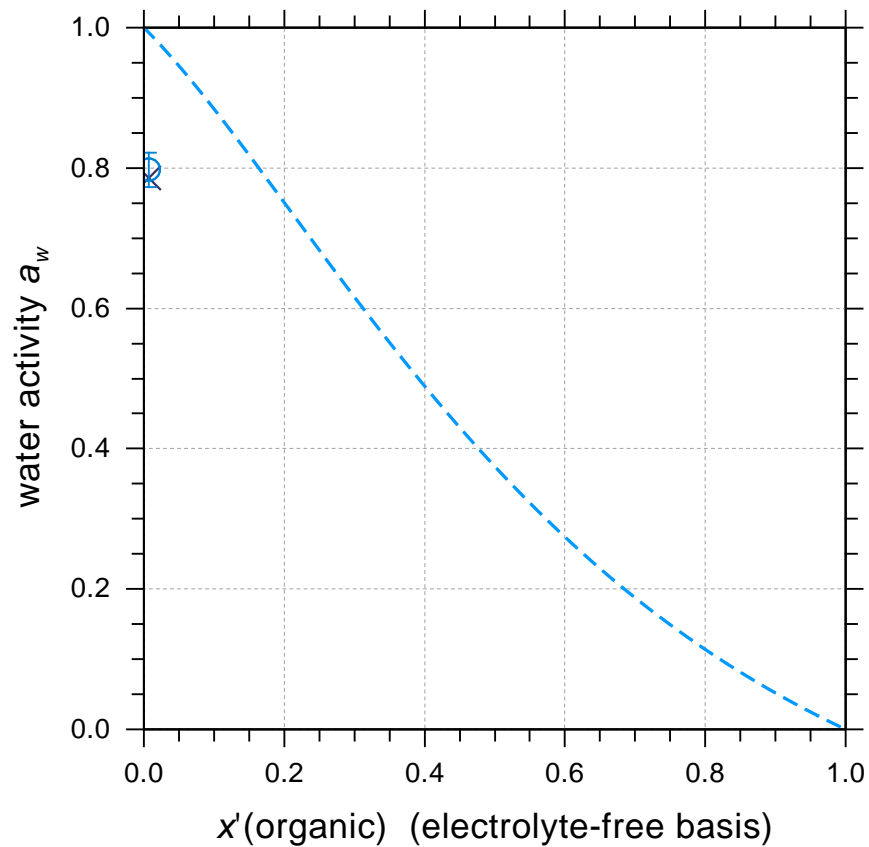


initial weighting of dataset:
 $w^{init}(0280) = 2.000$
 dataset contribution to F_{obj} :
 $fval(0280) = 4.3171\text{E-}05$
 rel. contribution = 0.0000 %

Fig. S0206 (AIOMFAC_output_0281)
 H₂O (1) + Oxalic_acid (2) + (NH₄)₂SO₄ (3)
 Temperature: 298 K

left y-axis:

- × (NH₄)₂SO₄+OxalicAcid+Water_aw_Wise
- AIOMFAC water activity a_w
- - - AIOMFAC electrolyte-free solution a_w



initial weighting of dataset:
 $w^{init}(0281) = 2.000$
 dataset contribution to F_{obj} :
 $fval(0281) = 3.9555E-04$
 rel. contribution = 0.0002 %

Fig. S0207 (AIOMFAC_output_0282)

H₂O (1) + Maleic_acid (2) + (NH₄)₂SO₄ (3)

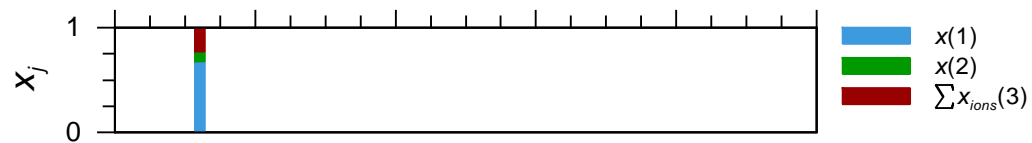
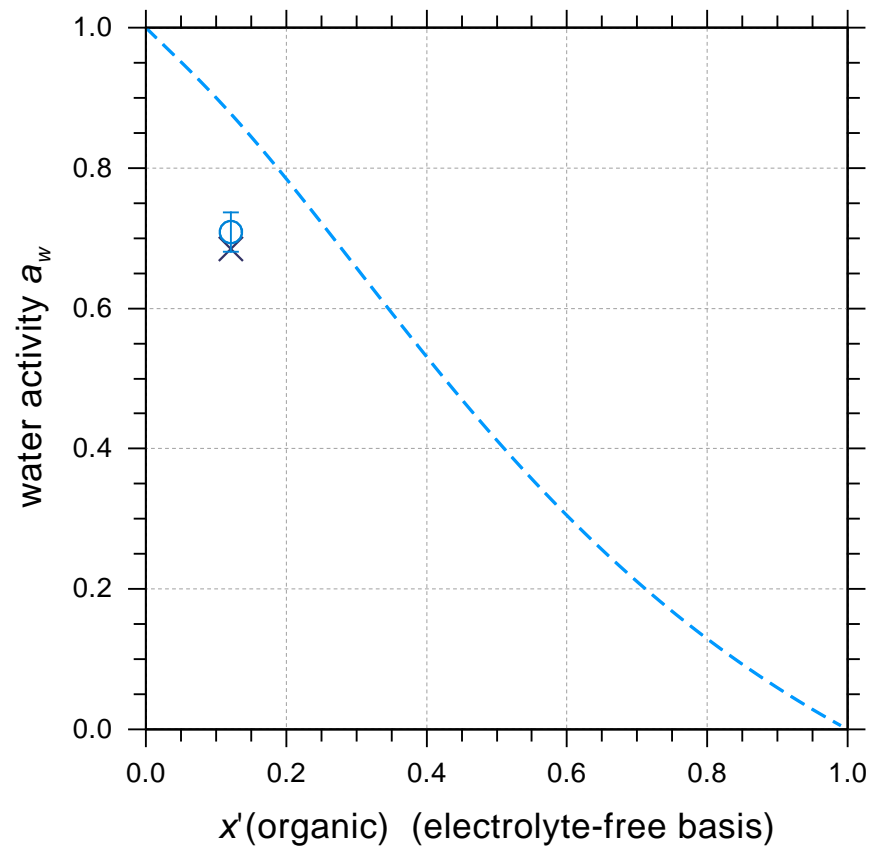
Temperature: 298 K

left y-axis:

× (NH₄)₂SO₄+MaleicAcid+Water_aw_Wise

○ AIOMFAC water activity a_w

--- AIOMFAC electrolyte-free solution a_w



initial weighting of dataset:

$w^{init}(0282) = 2.000$

dataset contribution to F_{obj} :

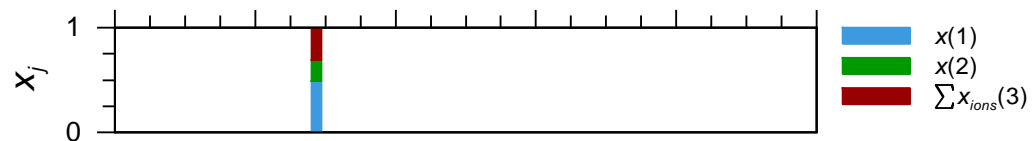
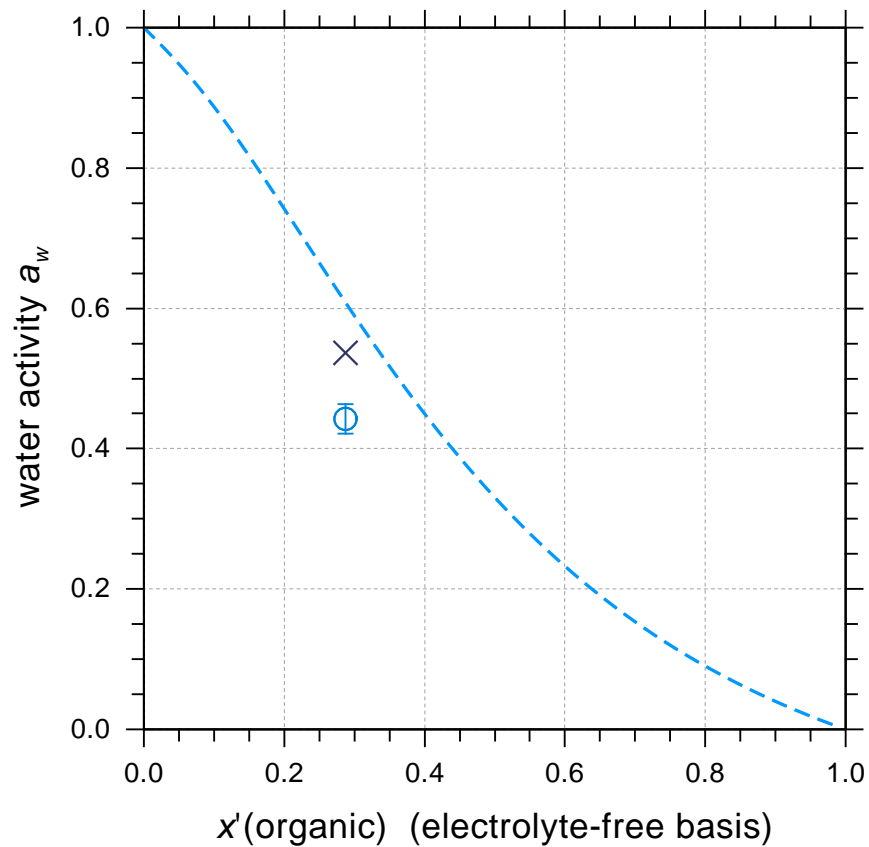
$fval(0282) = 2.2059E-03$

rel. contribution = 0.0010 %

Fig. S0208 (AIOMFAC_output_0283)
 H₂O (1) + Malic_acid (2) + (NH₄)₂SO₄ (3)
 Temperature: 298 K

left y-axis:

- × (NH₄)₂SO₄+MalicAcid+Water_aw_Wise
- AIOMFAC water activity a_w
- - - AIOMFAC electrolyte-free solution a_w



initial weighting of dataset:
 $w^{init}(0283) = 1.000$
 dataset contribution to F_{obj} :
 $fval(0283) = 2.8800E-02$
 rel. contribution = 0.0137 %

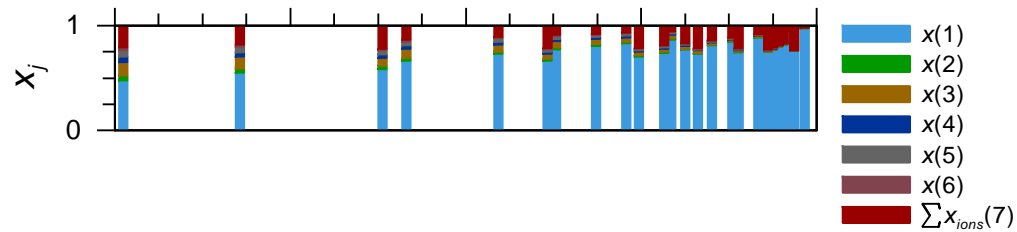
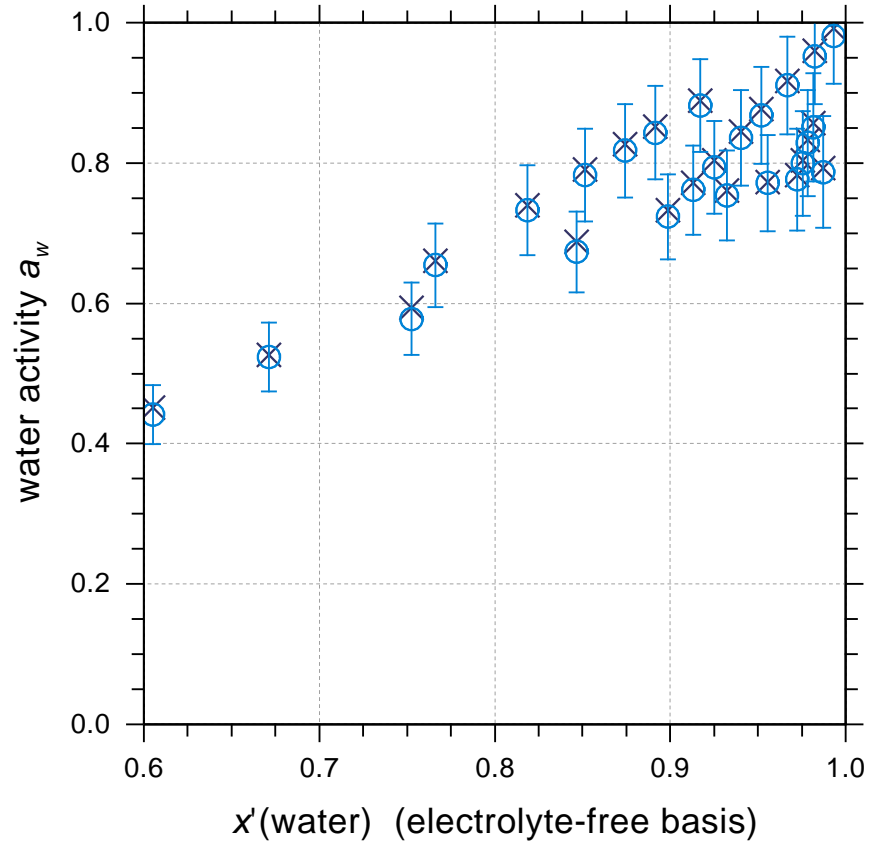
left y-axis:

- × (NH₄)₂SO₄+DicarboxylicAcidsMixtureM5+Water_aw_Marcolli
- AIOMFAC water activity a_w

Fig. S0209 (AIOMFAC_output_0284)

H₂O (1) + Malic_acid (2) + Malonic_acid (3) + Maleic_acid (4) + Glutaric_acid (5) + Methylsuccinic_acid (6) + (NH₄)₂SO₄

Temperature: 298 K



initial weighting of dataset:

$$w^{init}(0284) = 2.000$$

dataset contribution to F_{obj} :

$$fval(0284) = 2.4067E-03$$

rel. contribution = 0.0011 %

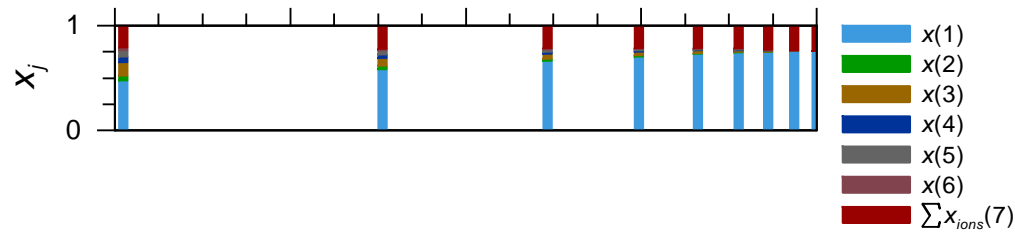
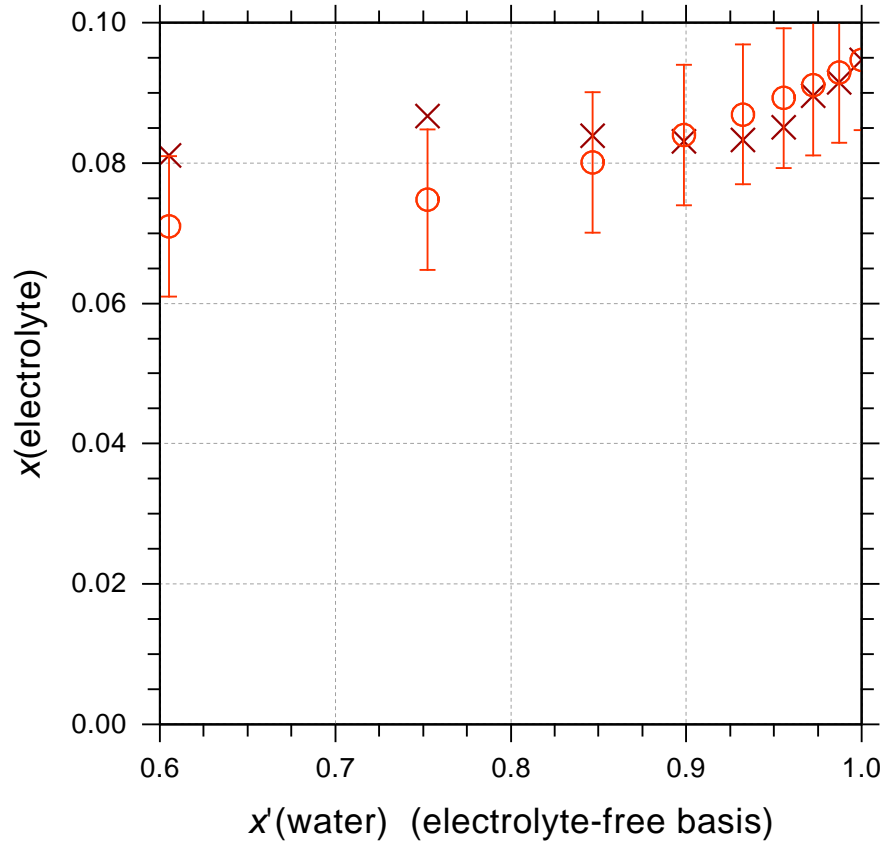
left y-axis:

- × (NH₄)₂SO₄+DicarboxylicAcidsMixtureM5+Water_SLE-salt_Marcolli
- AIOMFAC calc. SLE composition

Fig. S0210 (AIOMFAC_output_0285)

H₂O (1) + Malic_acid (2) + Malonic_acid (3) + Maleic_acid (4) + Glutaric_acid (5) + Methylsuccinic_acid (6) + (NH₄)₂SO₄

Temperature: 298 K

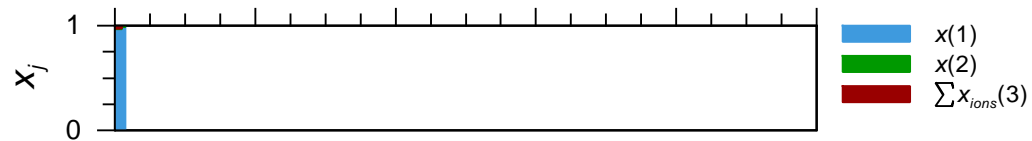
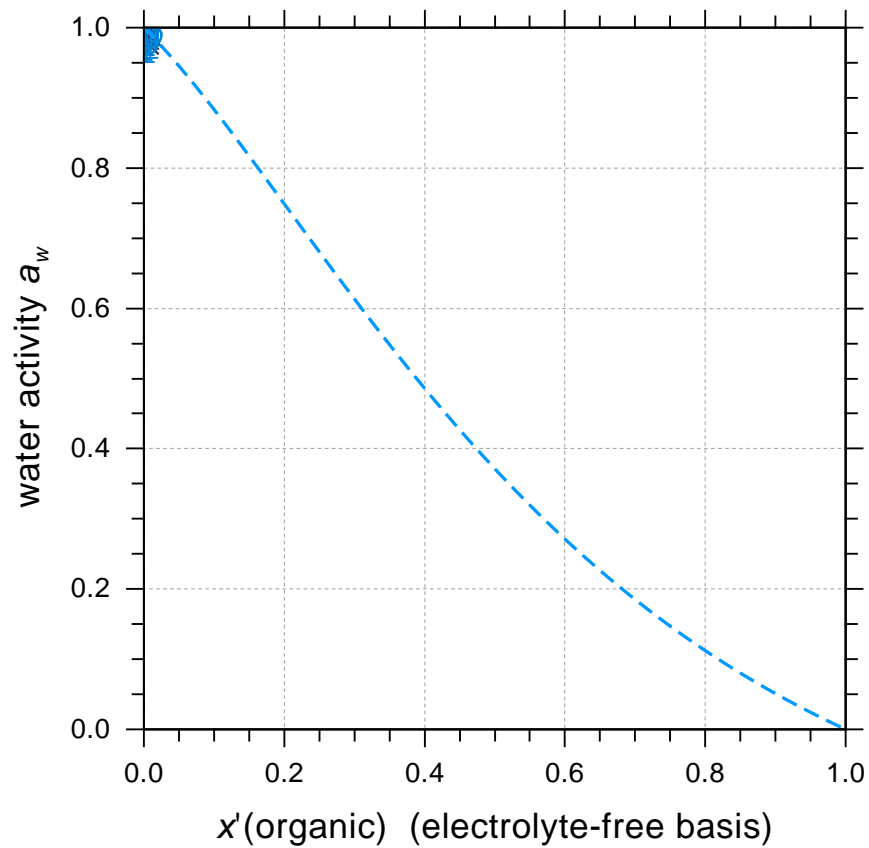


initial weighting of dataset:
 $w^{init}(0285) = 1.000$
dataset contribution to F_{obj} :
 $fval(0285) = 3.4521E-02$
rel. contribution = 0.0164 %

Fig. S0211 (AIOMFAC_output_0377)
 H₂O (1) + Oxalic_acid (2) + (NH₄)₂SO₄ (3)
 Temperature: 293 K

left y-axis:

- × (NH₄)₂SO₄+OxalicAcid+Water_aw_Booth
- AIOMFAC water activity a_w
- - - AIOMFAC electrolyte-free solution a_w

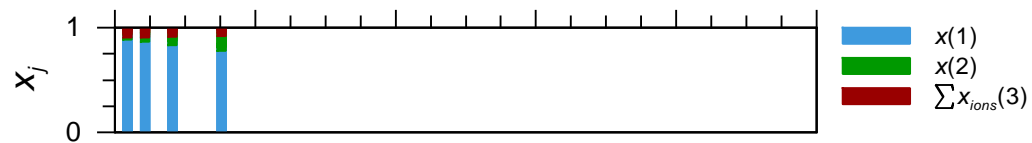
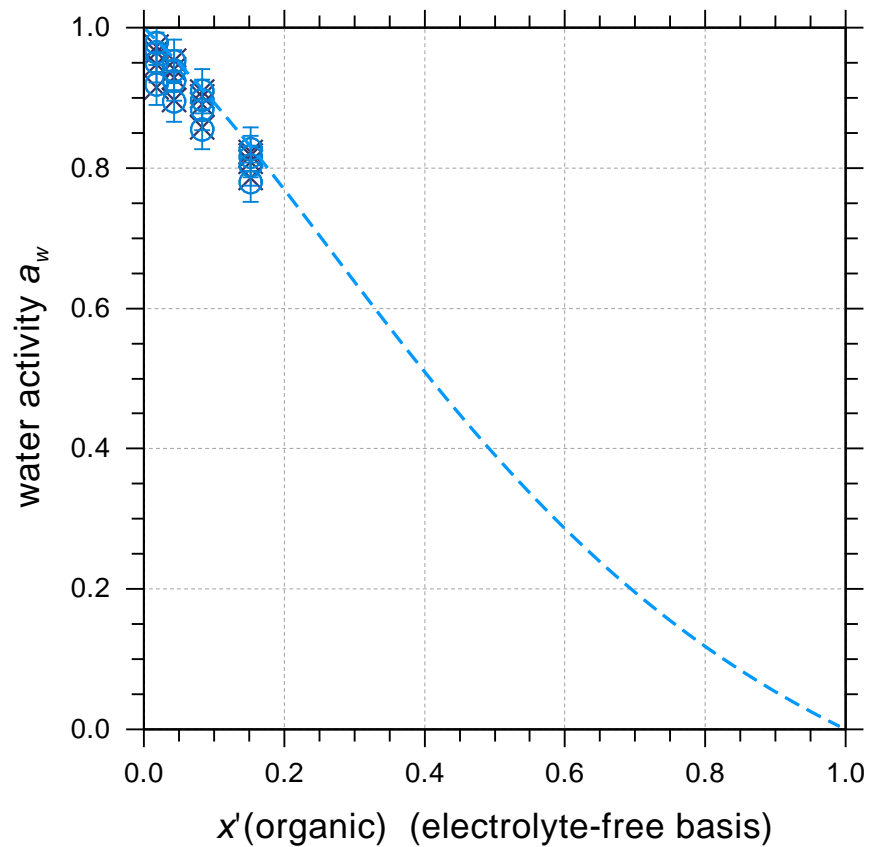


initial weighting of dataset:
 $w^{init}(0377) = 2.000$
 dataset contribution to F_{obj} :
 $fval(0377) = 6.4953E-06$
 rel. contribution = 0.0000 %

Fig. S0212 (AIOMFAC_output_0378)
 H_2O (1) + Malonic_acid (2) + $(\text{NH}_4)_2\text{SO}_4$ (3)
 Temperature: 293 K

left y-axis:

- × (NH4)2SO4+MalonicAcid+Water_aw_Booth
- AIOMFAC water activity a_w
- - - AIOMFAC electrolyte-free solution a_w

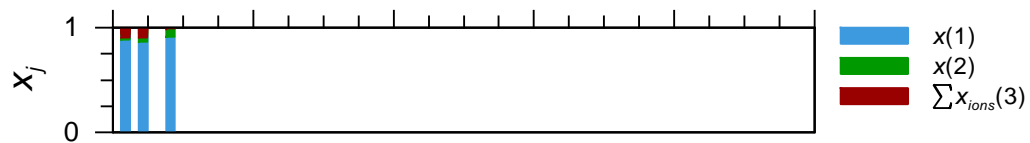
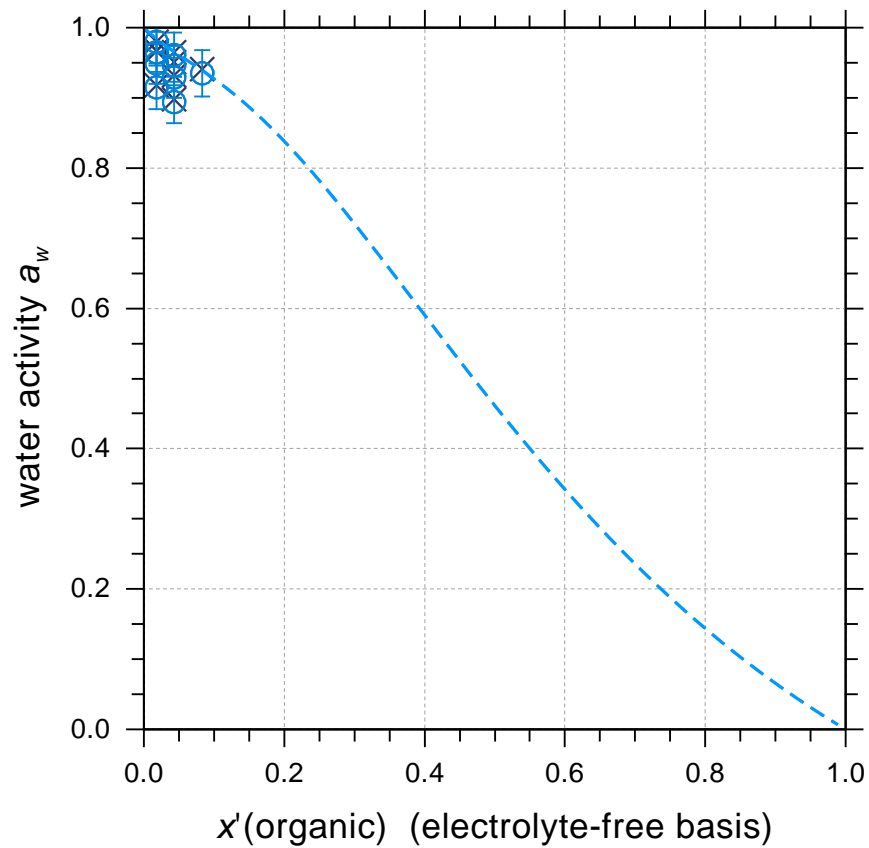


initial weighting of dataset:
 $w^{init}(0378) = 2.000$
 dataset contribution to F_{obj} :
 $fval(0378) = 4.1823\text{E-}04$
 rel. contribution = 0.0002 %

Fig. S0213 (AIOMFAC_output_0379)

H₂O (1) + Glutaric_acid (2) + (NH₄)₂SO₄ (3)

Temperature: 293 K



left y-axis:

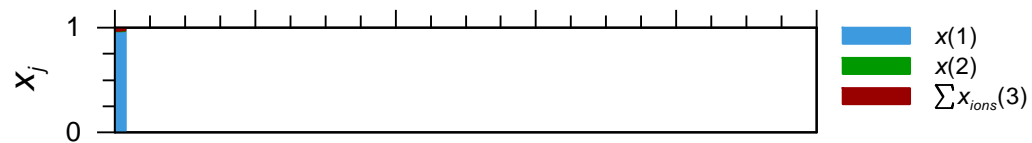
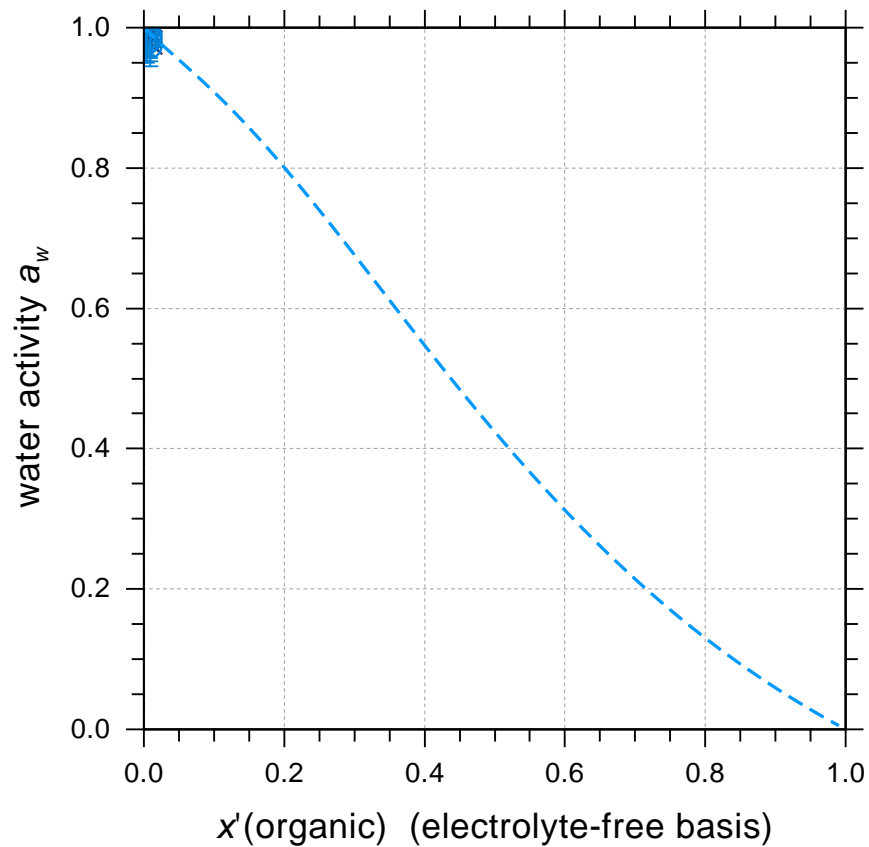
- × (NH₄)₂SO₄+GlutaricAcid+Water_aw_Booth
- AIOMFAC water activity a_w
- - - AIOMFAC electrolyte-free solution a_w

initial weighting of dataset:
 $w^{init}(0379) = 2.000$
dataset contribution to F_{obj} :
 $fval(0379) = 9.3918E-04$
rel. contribution = 0.0004 %

Fig. S0214 (AIOMFAC_output_0380)
 H₂O (1) + Succinic_acid (2) + (NH₄)₂SO₄ (3)
 Temperature: 293 K

left y-axis:

- × (NH₄)₂SO₄+SuccinicAcid+Water_aw_Booth
- AIOMFAC water activity a_w
- AIOMFAC electrolyte-free solution a_w

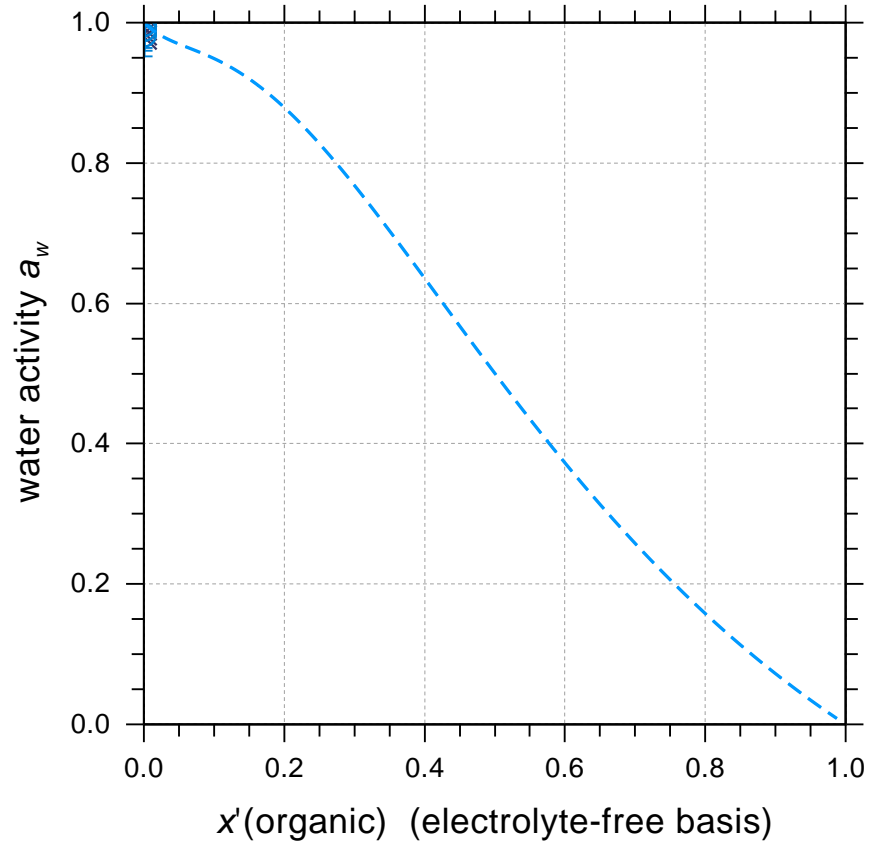


initial weighting of dataset:
 $w^{init}(0380) = 2.000$
 dataset contribution to F_{obj} :
 $fval(0380) = 3.6354E-04$
 rel. contribution = 0.0002 %

Fig. S0215 (AIOMFAC_output_0381)

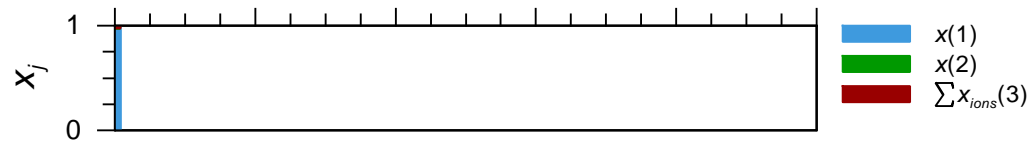
H₂O (1) + Adipic_acid (2) + (NH₄)₂SO₄ (3)

Temperature: 293 K



left y-axis:

- × (NH₄)₂SO₄+AdipicAcid+Water_aw_Booth
- AIOMFAC water activity a_w
- - - AIOMFAC electrolyte-free solution a_w



initial weighting of dataset:

$w^{init}(0381) = 2.000$

dataset contribution to F_{obj} :

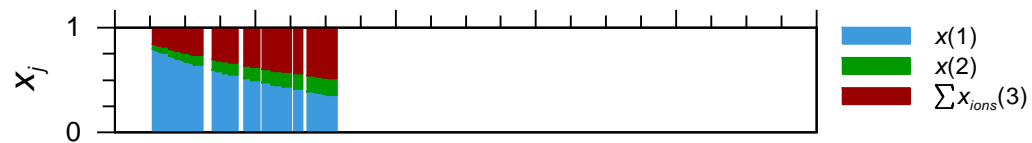
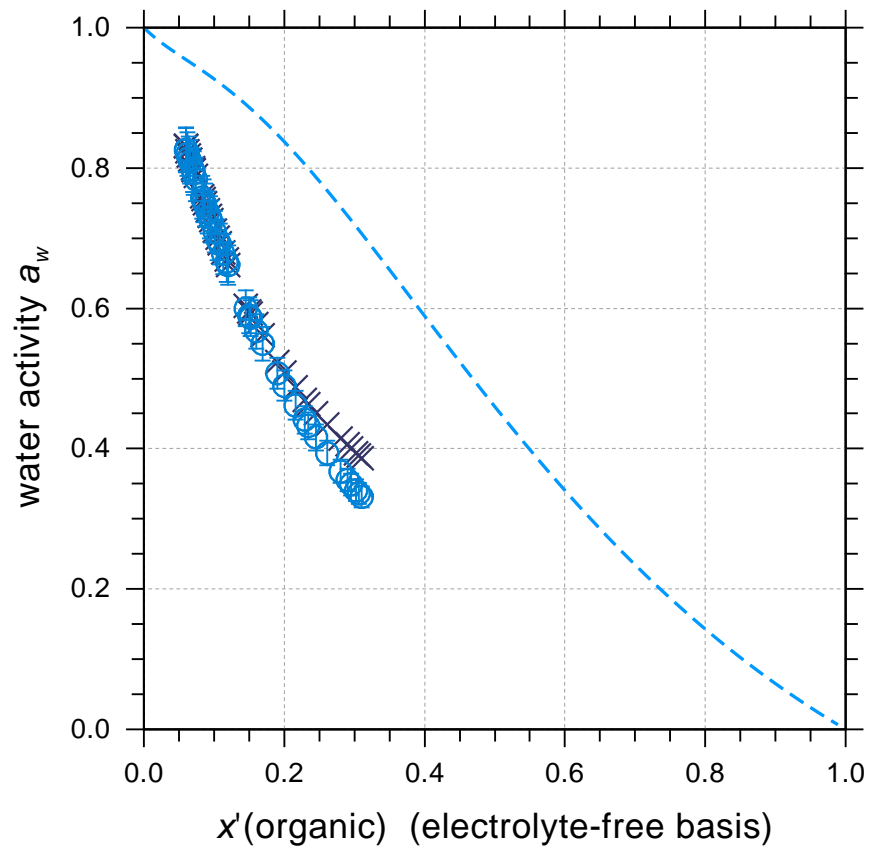
$fval(0381) = 1.0514E-04$

rel. contribution = 0.0000 %

Fig. S0216 (AIOMFAC_output_0960)

H₂O (1) + Glutaric_acid (2) + (NH₄)₂SO₄ (3)

Temperature: 291 K



left y-axis:

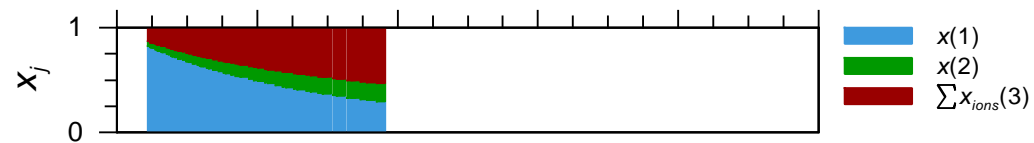
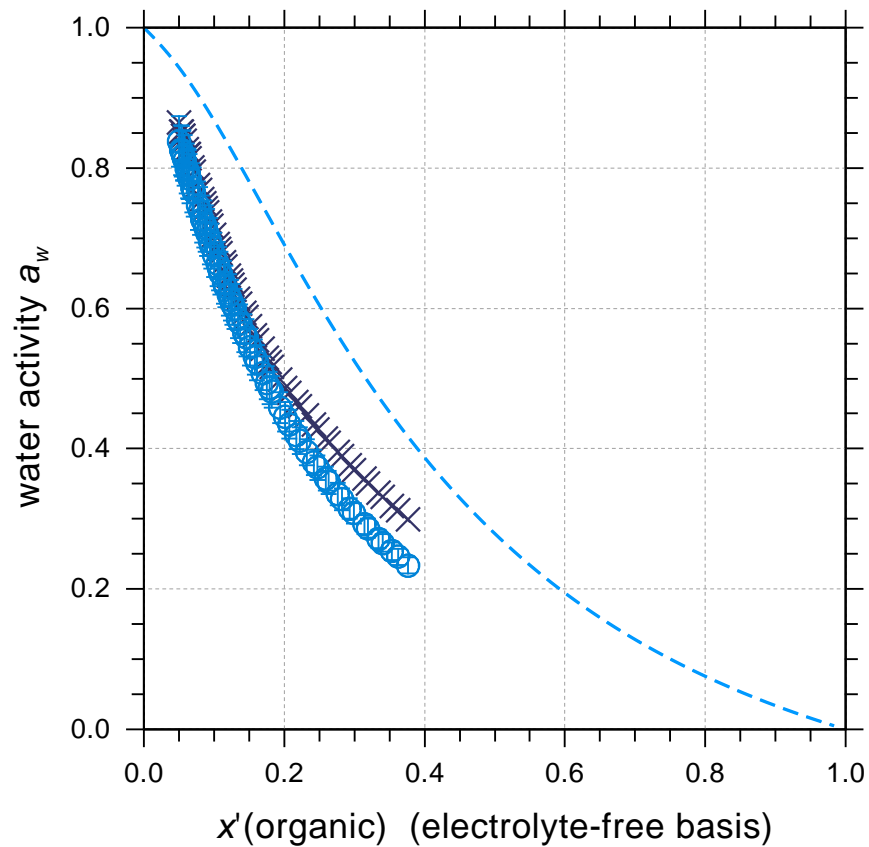
- × (NH₄)₂SO₄+GlutaricAcid+Water_EDB-aw_Zardini
- AIOMFAC water activity a_w
- AIOMFAC electrolyte-free solution a_w

initial weighting of dataset:
 $w^{init}(0960) = 1.000$
dataset contribution to F_{obj} :
 $fval(0960) = 3.1627E-02$
rel. contribution = 0.0150 %

Fig. S0217 (AIOMFAC_output_0961)
 H₂O (1) + Citric_acid (2) + (NH₄)₂SO₄ (3)
 Temperature: 291 K

left y-axis:

- × (NH₄)₂SO₄+CitricAcid+Water_EDB-aw_Zardini_1to1
- AIOMFAC water activity a_w
- - - AIOMFAC electrolyte-free solution a_w

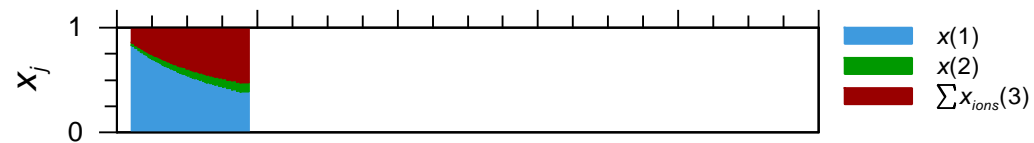
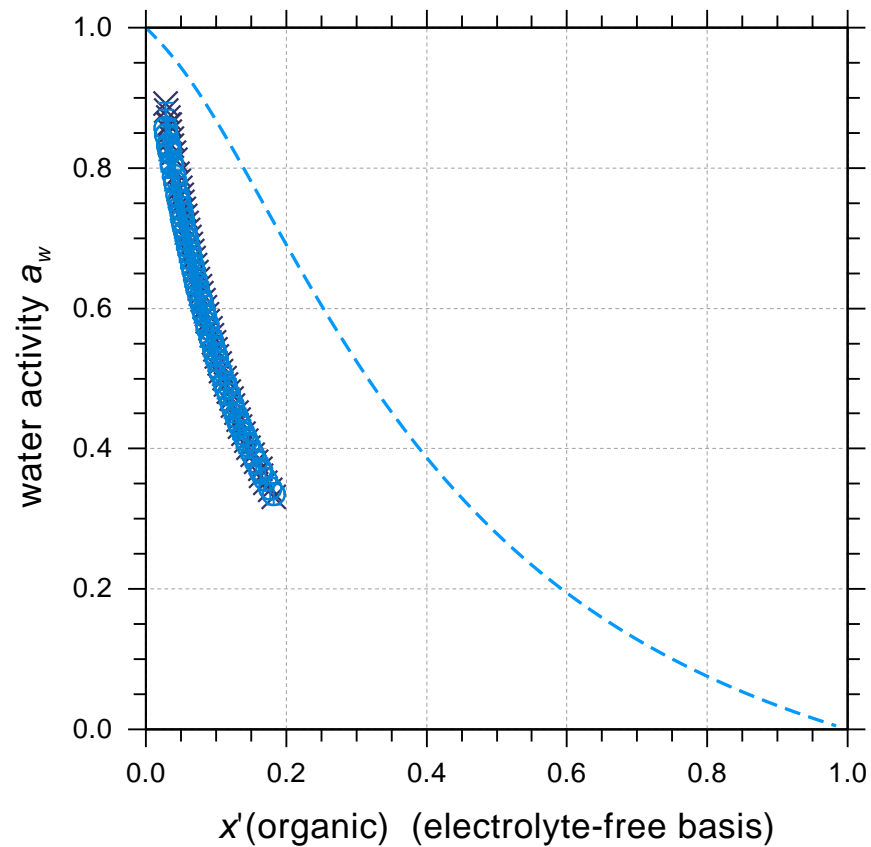


initial weighting of dataset:
 $w^{init}(0961) = 1.000$
 dataset contribution to F_{obj} :
 $fval(0961) = 8.7440E-02$
 rel. contribution = 0.0416 %

Fig. S0218 (AIOMFAC_output_0962)
 H_2O (1) + Citric_acid (2) + $(\text{NH}_4)_2\text{SO}_4$ (3)
 Temperature: 291 K

left y-axis:

- × (NH4)2SO4+CitricAcid+Water_EDB-aw_Zardini_2to1
- AIOMFAC water activity a_w
- - - AIOMFAC electrolyte-free solution a_w

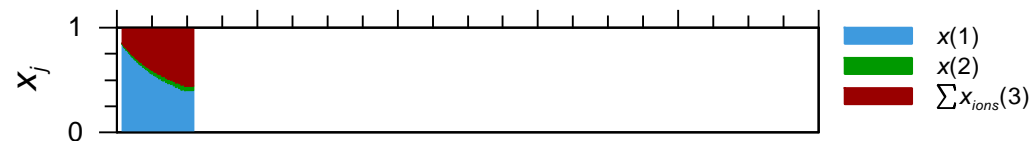
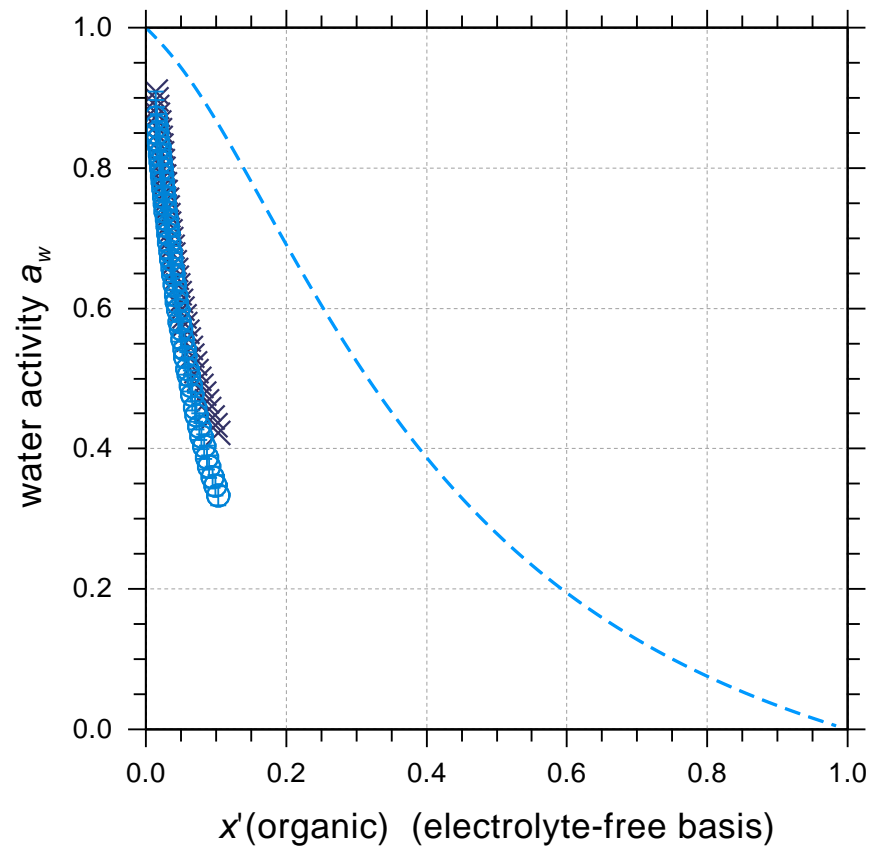


initial weighting of dataset:
 $w^{init}(0962) = 1.000$
 dataset contribution to F_{obj} :
 $fval(0962) = 6.1875\text{E-}03$
 rel. contribution = 0.0029 %

Fig. S0219 (AIOMFAC_output_0963)
 H_2O (1) + Citric_acid (2) + $(\text{NH}_4)_2\text{SO}_4$ (3)
 Temperature: 291 K

left y-axis:

- × (NH4)2SO4+CitricAcid+Water_EDB-aw_Zardini_4to1
- AIOMFAC water activity a_w
- - - AIOMFAC electrolyte-free solution a_w



initial weighting of dataset:
 $w^{init}(0963) = 1.000$
 dataset contribution to F_{obj} :
 $fval(0963) = 8.0265\text{E-}02$
 rel. contribution = 0.0382 %

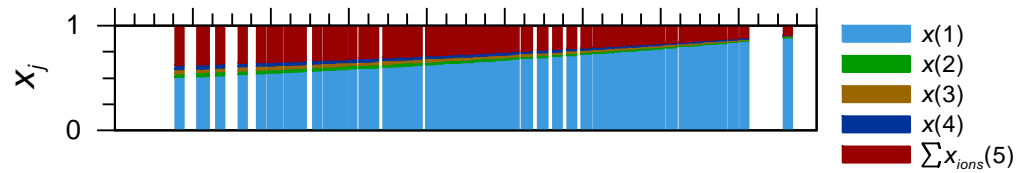
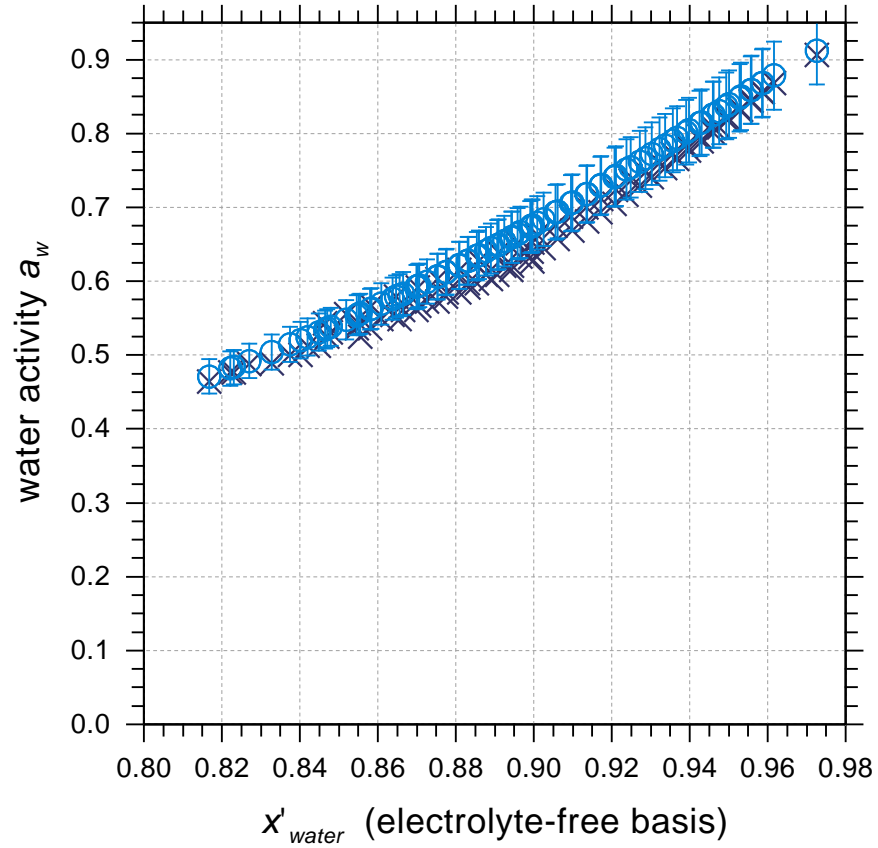
left y-axis:

- × C6+AS+Water_aw_data
- AIOMFAC water activity a_w

Fig. S0220 (AIOMFAC_output_1059)

H₂O (1) + 2-Methylglutaric_acid (2) + 3-Methylglutaric_acid (3) + 2,2-Dimethylsuccinic_acid (4) + (NH₄)₂SO₄ (5)

Temperature range: 291 -- 293 K

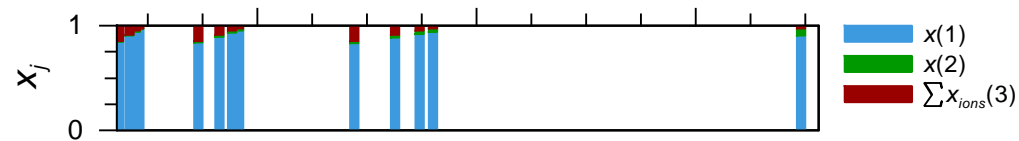
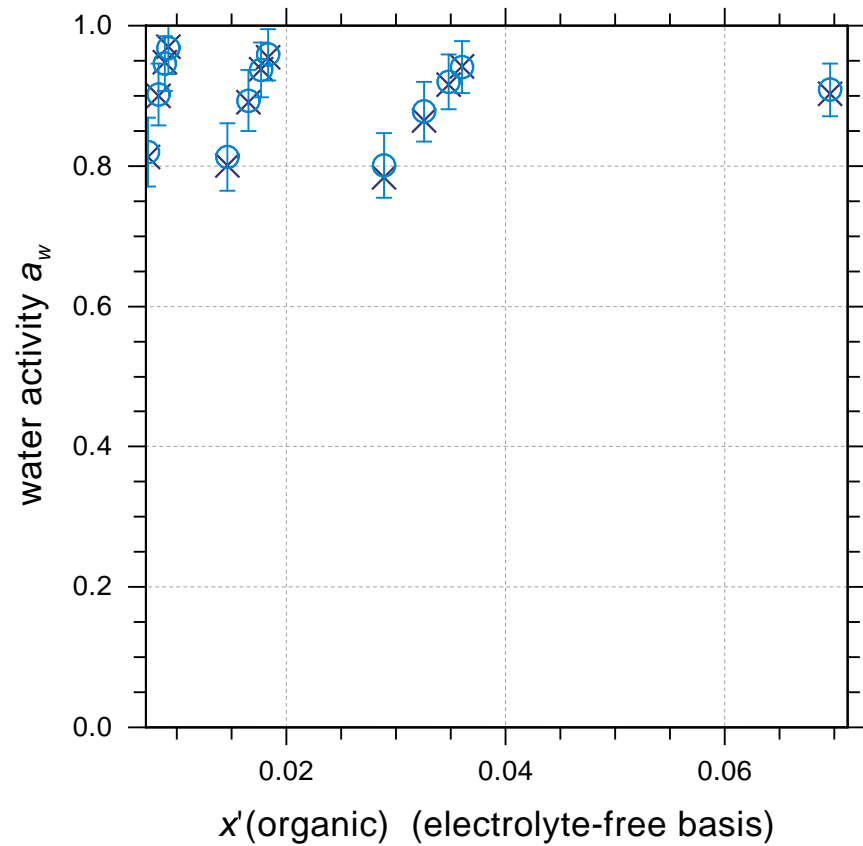


initial weighting of dataset:
 $w^{init}(1059) = 1.000$
dataset contribution to F_{obj} :
 $fval(1059) = 1.4081E-02$
rel. contribution = 0.0067 %

Fig. S0221 (AIOMFAC_output_0968)
 H₂O (1) + Maleic_acid (2) + Ca(NO₃)₂ (3)
 Temperature: 293 K

left y-axis:

- × Ca(NO₃)₂+MaleicAcid+Water_aw_Booth
- AIOMFAC water activity a_w



initial weighting of dataset:
 $w^{init}(0968) = 2.000$
 dataset contribution to F_{obj} :
 $fval(0968) = 1.4880E-03$
 rel. contribution = 0.0007 %

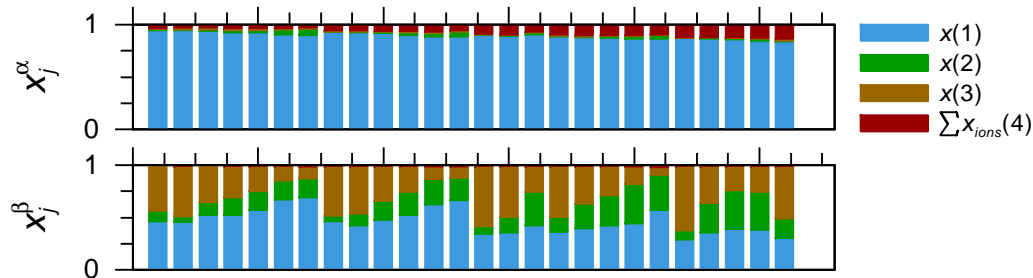
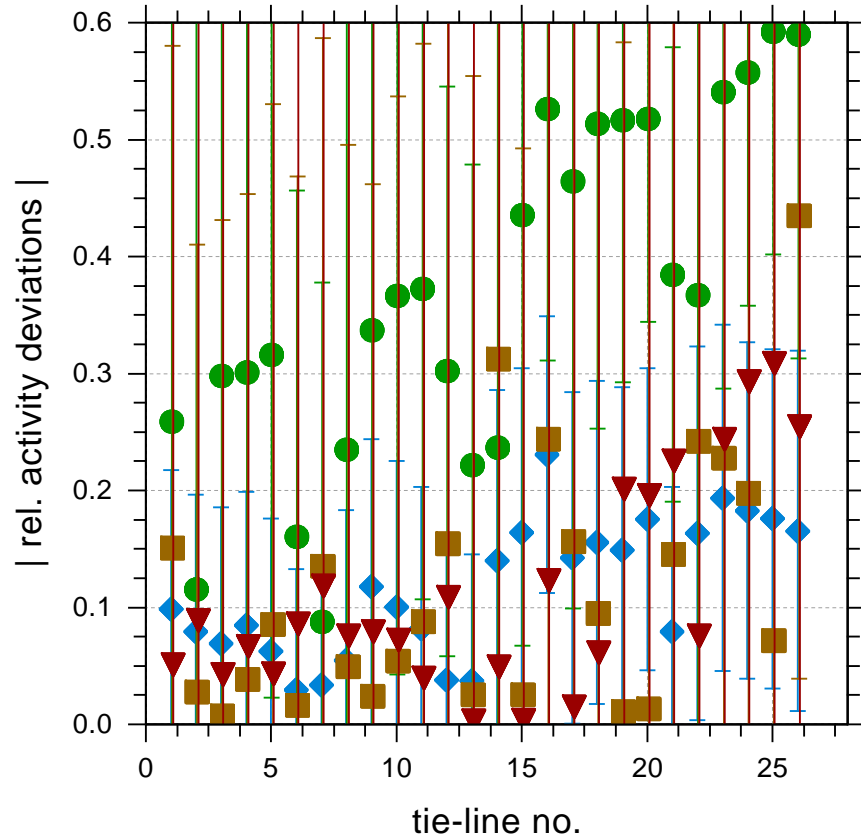
Fig. S0222 (AIOMFAC_output_0311)

H₂O (1) + Propanoic_acid (2) + 1-Butanol (3) + CaCl₂ (4)

Temperature: 303 K

left y-axis:

- ◆ AIOMFAC water (1) activity, rel. deviations
- AIOMFAC organic (2) activity, rel. deviations
- AIOMFAC organic (3) activity, rel. deviations
- ▼ AIOMFAC IAP, rel. deviations comp.(4)

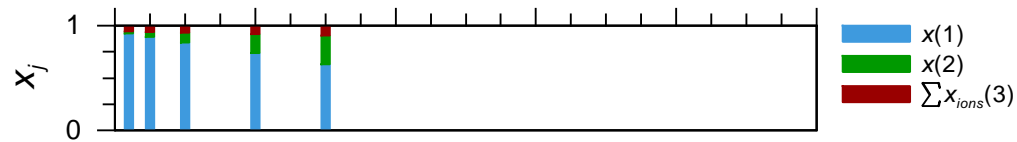
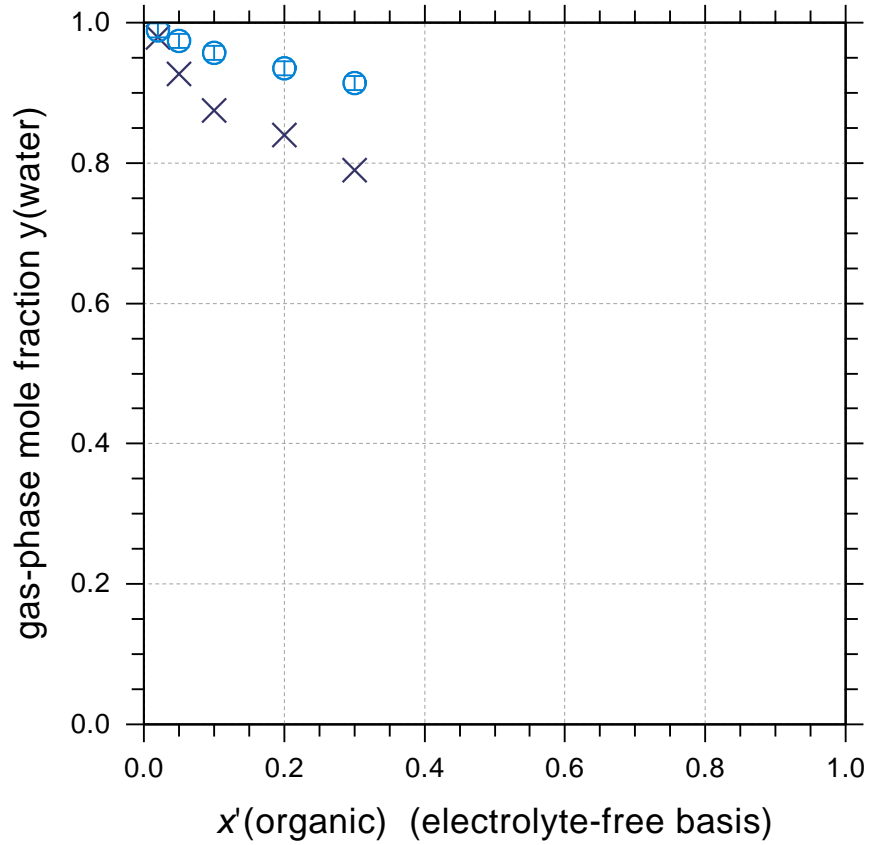


initial weighting of dataset:
 $w^{init}(0311) = 1.000$
 dataset contribution to F_{obj} :
 $fval(0311) = 1.0965E+00$
 rel. contribution = 0.5214 %

Fig. S0223 (AIOMFAC_output_0332)
 H₂O (1) + Propanoic_acid (2) + CaCl₂ (3)
 Temperature: 333 K

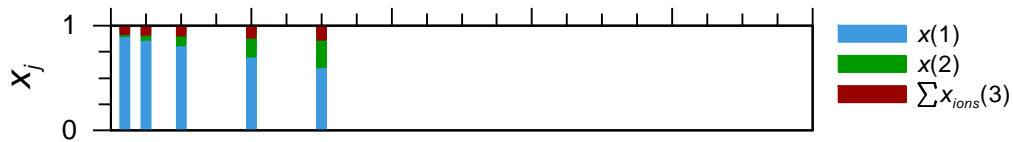
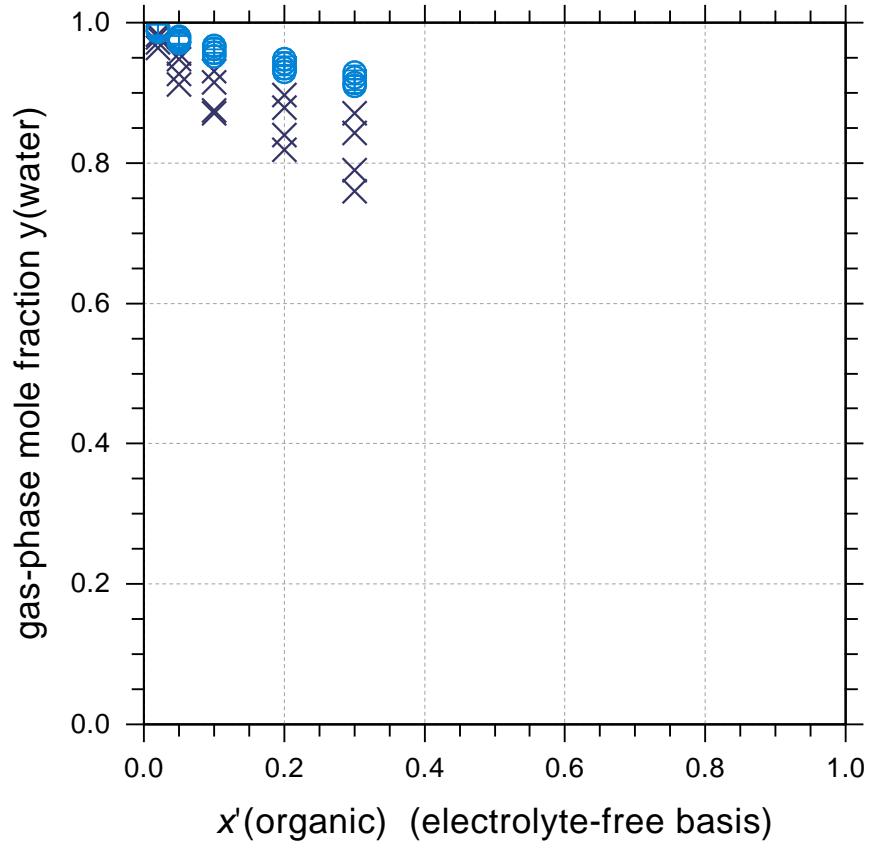
left y-axis:

- × CaCl₂+PropanoicAcid+Water_VLE_Banat_333K
- AIOMFAC gas-phase composition y(water)



initial weighting of dataset:
 $w^{init}(0332) = 0.500$
 dataset contribution to F_{obj} :
 $fval(0332) = 2.3644E-02$
 rel. contribution = 0.0112 %

Fig. S0224 (AIOMFAC_output_0334)
 H₂O (1) + Propanoic_acid (2) + CaCl₂ (3)
 Temperature: 333 K



left y-axis:

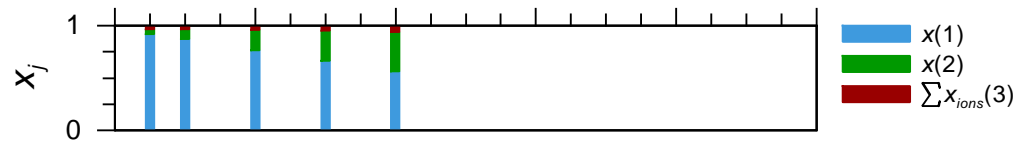
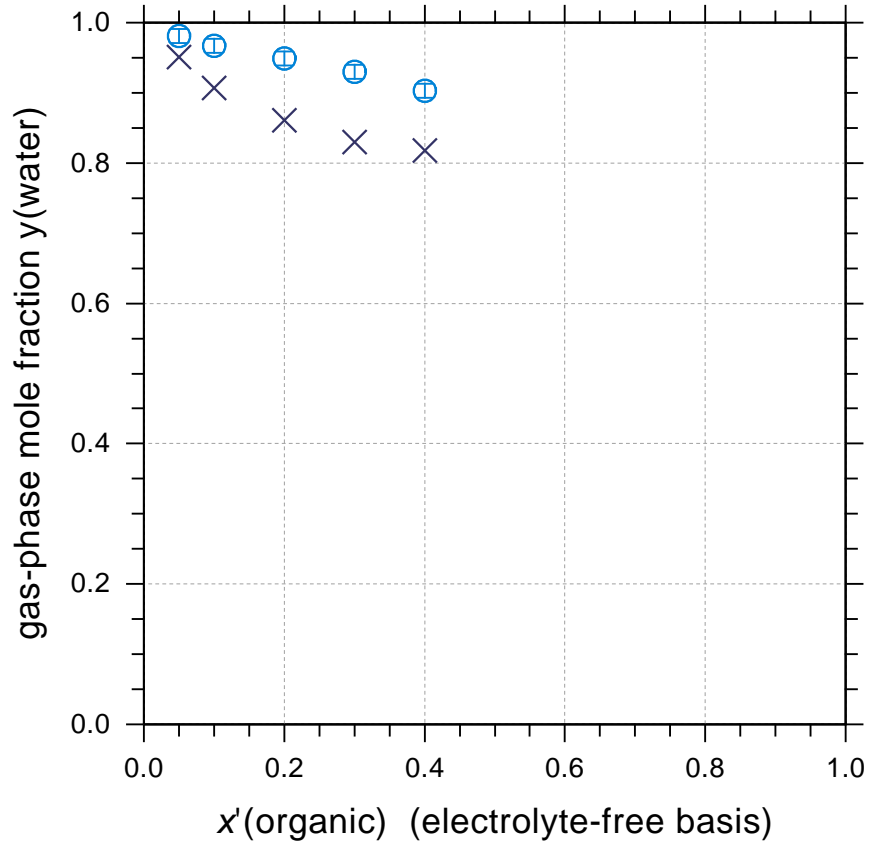
- × CaCl₂+PropanoicAcid+Water_VLE_Banat2003
- AIOMFAC gas-phase composition y(water)

initial weighting of dataset:
 $w^{init}(0334) = 0.500$
 dataset contribution to F_{obj} :
 $fval(0334) = 3.5816E-02$
 rel. contribution = 0.0170 %

Fig. S0225 (AIOMFAC_output_0342)
 H₂O (1) + Propanoic_acid (2) + CaCl₂ (3)
 Temperature: 313 K

left y-axis:

- × CaCl₂+PropanoicAcid+Water_VLE_Banat_313K
- AIOMFAC gas-phase composition y(water)

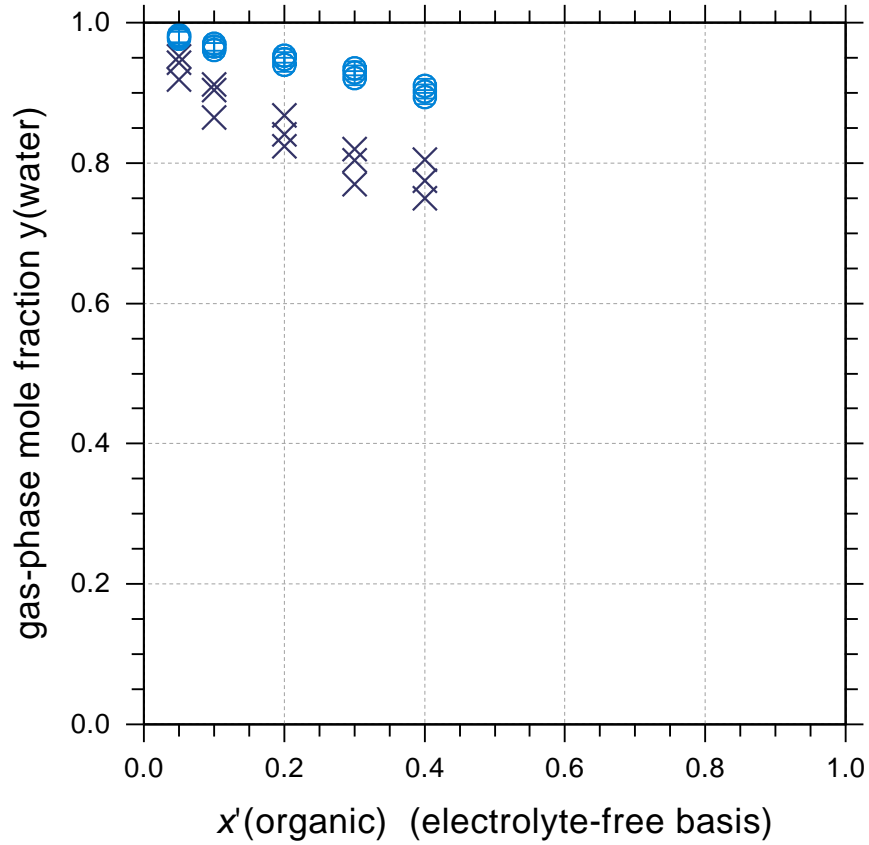


initial weighting of dataset:
 $w^{init}(0342) = 0.500$
 dataset contribution to F_{obj} :
 $fval(0342) = 2.0064E-02$
 rel. contribution = 0.0095 %

Fig. S0226 (AIOMFAC_output_0343)
 H₂O (1) + Propanoic_acid (2) + CaCl₂ (3)
 Temperature: 323 K

left y-axis:

- × CaCl₂+PropanoicAcid+Water_VLE_Banat_323K
- AIOMFAC gas-phase composition y(water)

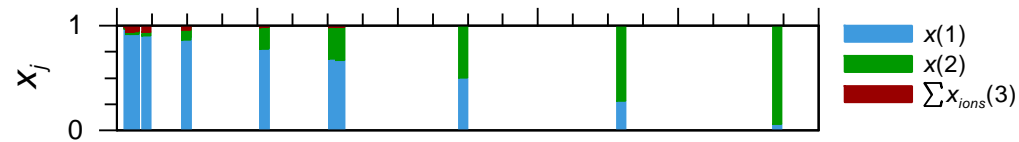
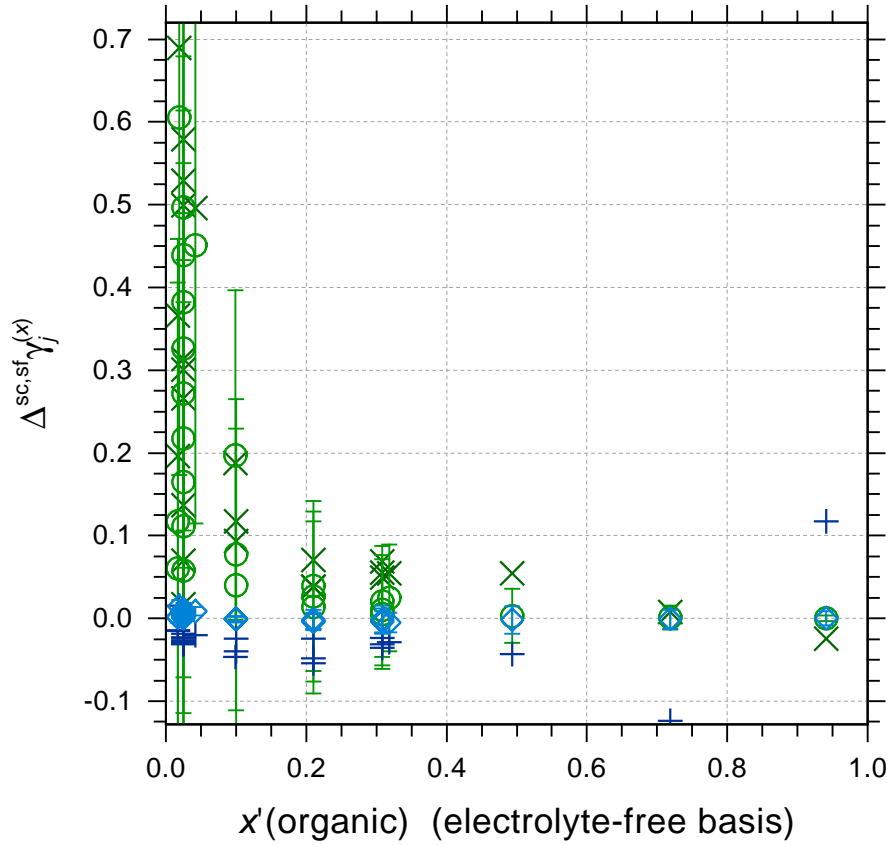


initial weighting of dataset:
 $w^{init}(0343) = 0.500$
 dataset contribution to F_{obj} :
 $fval(0343) = 7.6859E-02$
 rel. contribution = 0.0365 %

Fig. S0227 (AIOMFAC_output_0329)

H₂O (1) + Acetic_acid (2) + K₂SO₄ (3)

Temperature range: 373 -- 388 K



left y-axis:

- × K2SO4+AceticAcid+Water_VLE_Narayana (EXP, org.)
- AIOMFAC $\Delta^{sc, sf} \gamma_{org}^{(x)}$
- + K2SO4+AceticAcid+Water_VLE_Narayana (EXP, water)
- ◇ AIOMFAC $\Delta^{sc, sf} \gamma_w^{(x)}$

initial weighting of dataset:

$w^{ini}(0329) = 0.500$

dataset contribution to F_{obj} :

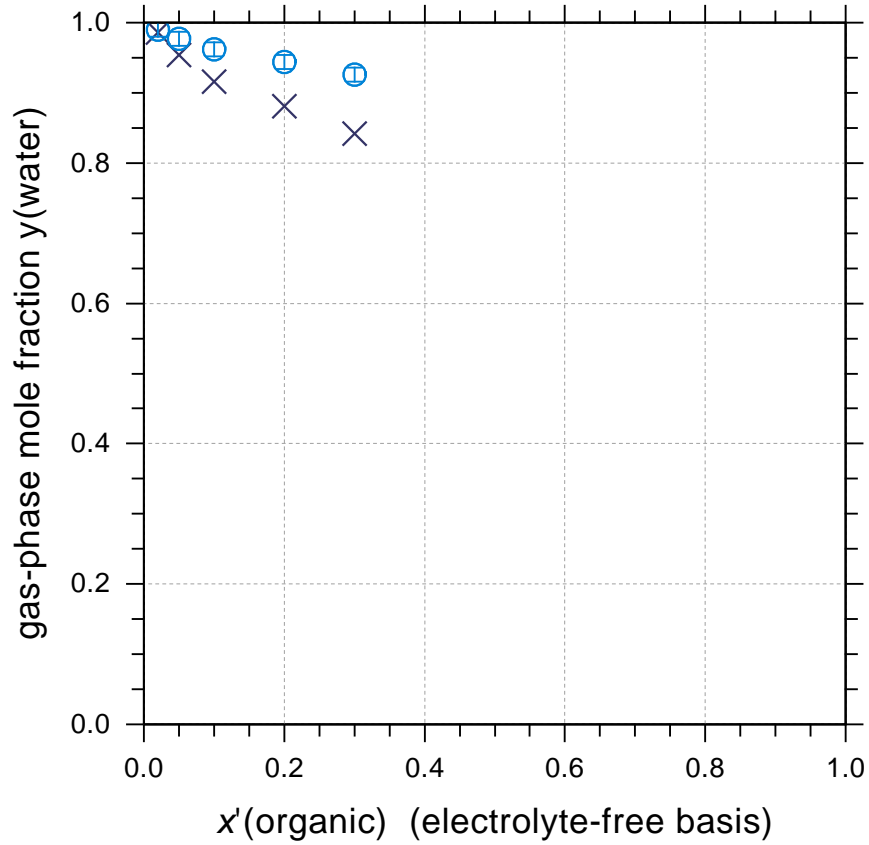
$fval(0329) = 1.9788E-02$

rel. contribution = 0.0094 %

Fig. S0228 (AIOMFAC_output_0336)

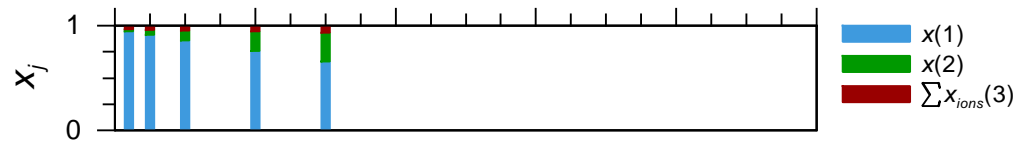
H₂O (1) + Propanoic_acid (2) + KBr (3)

Temperature: 333 K



left y-axis:

- × KBr+PropanoicAcid+Water_VLE_Banat2003
- AIOMFAC gas-phase composition y(water)



initial weighting of dataset:

$$w^{init}(0336) = 0.500$$

dataset contribution to F_{obj} :

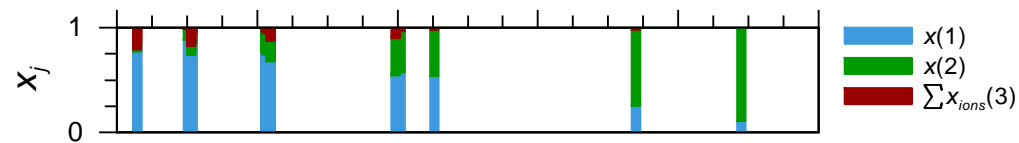
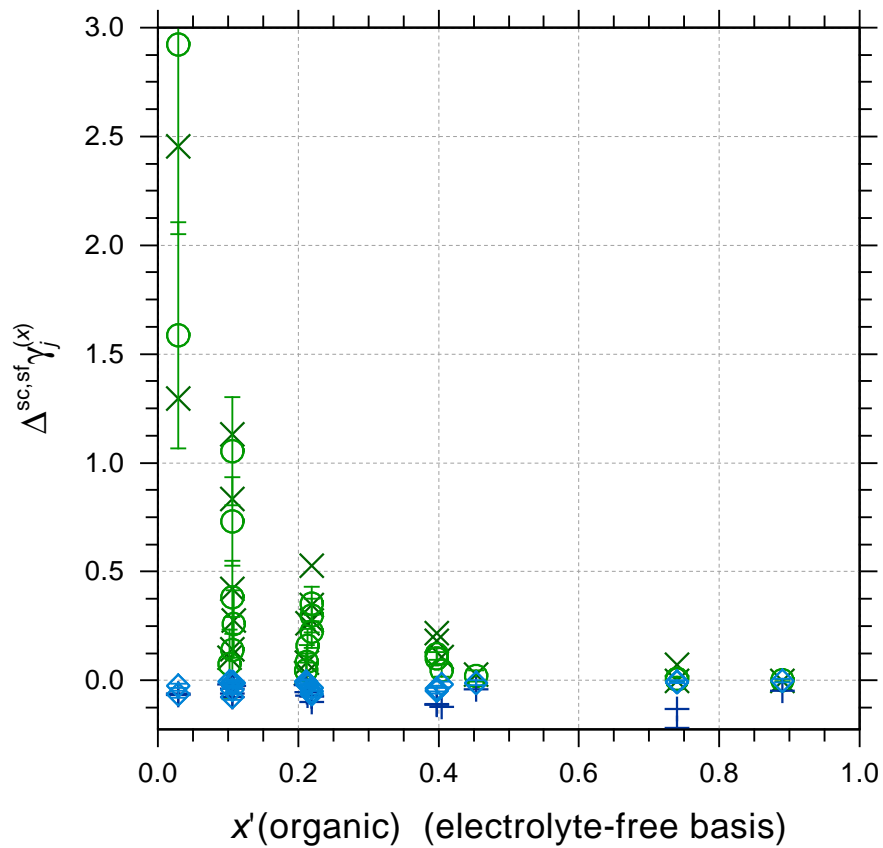
$$fval(0336) = 8.8159E-03$$

$$rel. contribution = 0.0042 \%$$

Fig. S0229 (AIOMFAC_output_0327)

H₂O (1) + Acetic_acid (2) + KCl (3)

Temperature range: 374 -- 386 K



left y-axis:

- × KCl+AceticAcid+Water_VLE_Narayana (EXP, org.)
- AIOMFAC $\Delta^{sc, sf} \gamma_{org}^{(x)}$
- + KCl+AceticAcid+Water_VLE_Narayana (EXP, water)
- ◇ AIOMFAC $\Delta^{sc, sf} \gamma_w^{(x)}$

initial weighting of dataset:
 $w^{init}(0327) = 0.500$
 dataset contribution to F_{obj} :
 $fval(0327) = 3.1909E-02$
 rel. contribution = 0.0152 %

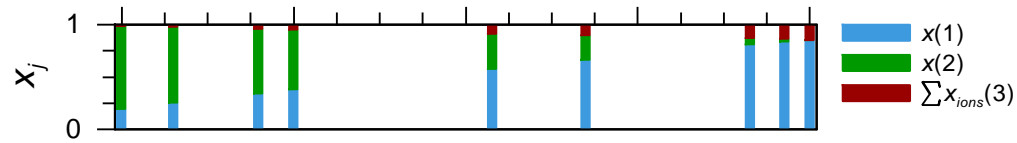
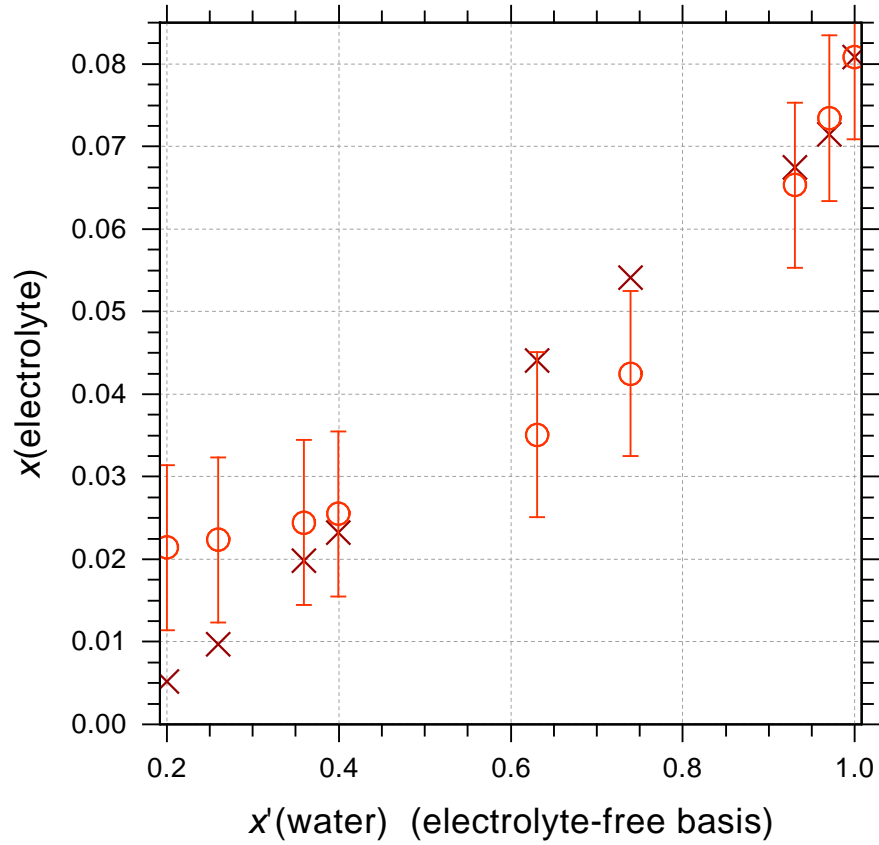
Fig. S0230 (AIOMFAC_output_0330)

H₂O (1) + Acetic_acid (2) + KCl (3)

Temperature: 303 K

left y-axis:

- × KCl+AceticAcid+Water_SLE_Narayana
- AIOMFAC calc. SLE composition

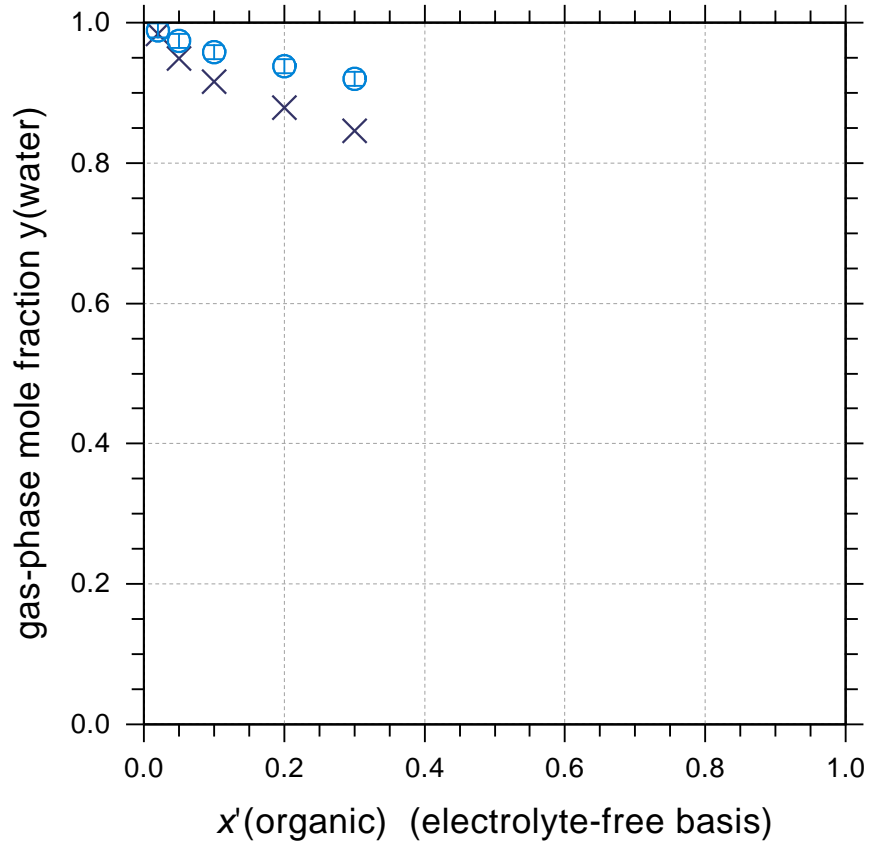


initial weighting of dataset:
 $w^{init}(0330) = 0.500$
 dataset contribution to F_{obj} :
 $fval(0330) = 8.2587E-01$
 rel. contribution = 0.3927 %

Fig. S0231 (AIOMFAC_output_0335)

H₂O (1) + Propanoic_acid (2) + KCl (3)

Temperature: 333 K



left y-axis:

- × KCl+PropanoicAcid+Water_VLE_Banat2003
- AIOMFAC gas-phase composition y(water)



initial weighting of dataset:

$$w^{init}(0335) = 0.500$$

dataset contribution to F_{obj} :

$$fval(0335) = 7.2956E-03$$

$$rel. contribution = 0.0035 \%$$

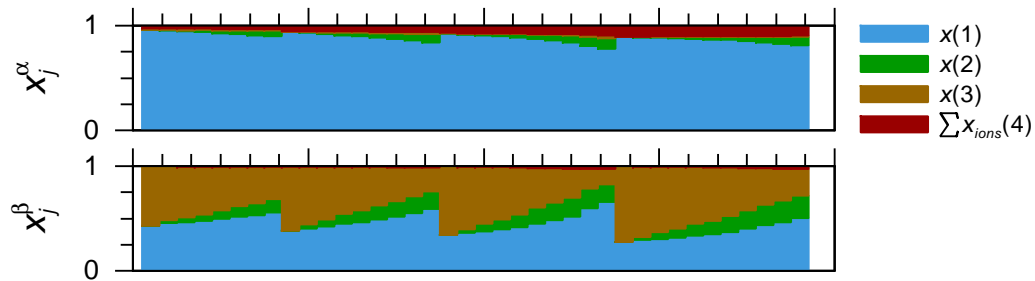
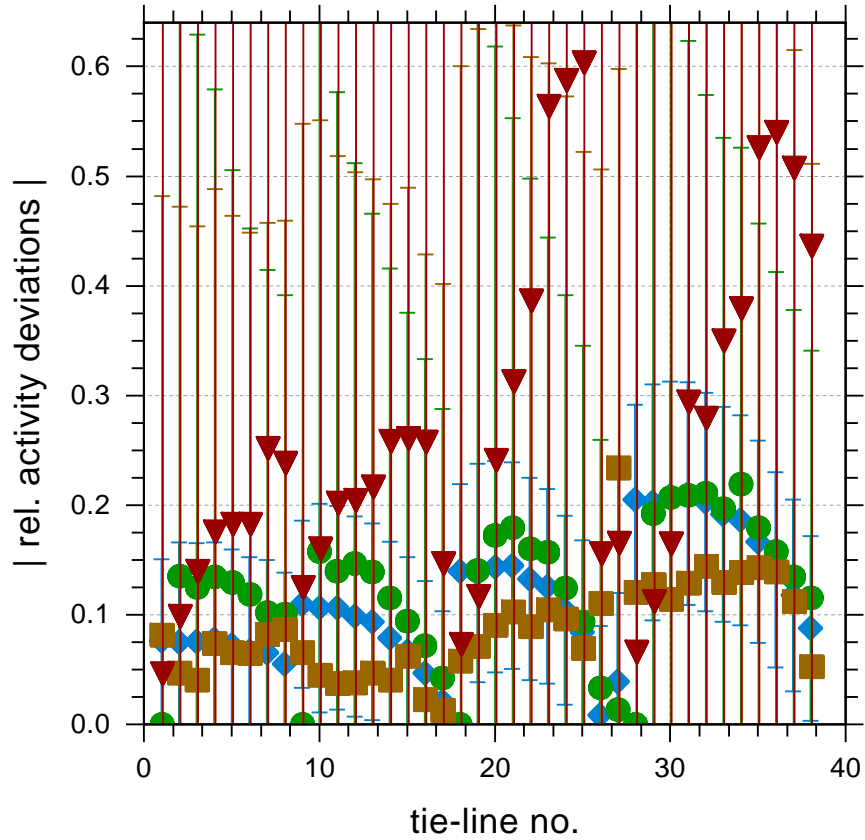
Fig. S0232 (AIOMFAC_output_0933)

H₂O (1) + Acetic_acid (2) + 1-Butanol (3) + KCl (4)

Temperature: 298 K

left y-axis:

- ◆ AIOMFAC water (1) activity, rel. deviations
- AIOMFAC organic (2) activity, rel. deviations
- AIOMFAC organic (3) activity, rel. deviations
- ▼ AIOMFAC IAP, rel. deviations comp.(4)

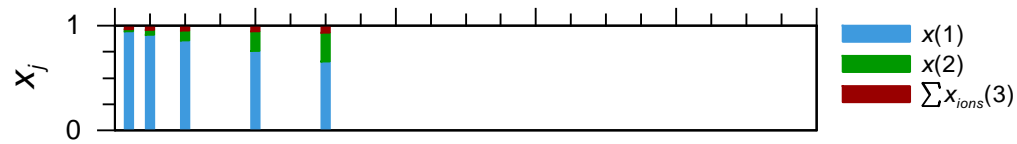
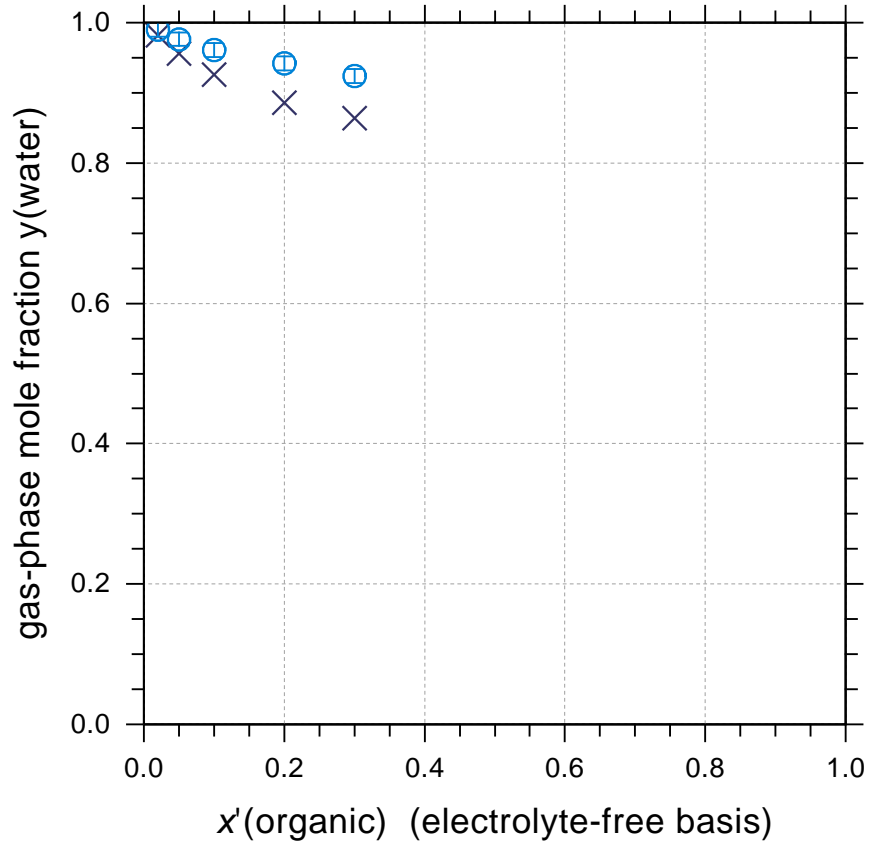


initial weighting of dataset:
 $w^{init}(0933) = 1.000$
 dataset contribution to F_{obj} :
 $fval(0933) = 6.8425E-01$
 rel. contribution = 0.3254 %

Fig. S0233 (AIOMFAC_output_0337)
 H₂O (1) + Propanoic_acid (2) + KNO₃ (3)
 Temperature: 333 K

left y-axis:

- × KNO₃+PropanoicAcid+Water_VLE_Banat2003
- AIOMFAC gas-phase composition y(water)



initial weighting of dataset:
 $w^{\text{init}}(0337) = 0.500$
 dataset contribution to F_{obj} :
 $\text{fval}(0337) = 5.2603\text{E-}03$
 rel. contribution = 0.0025 %

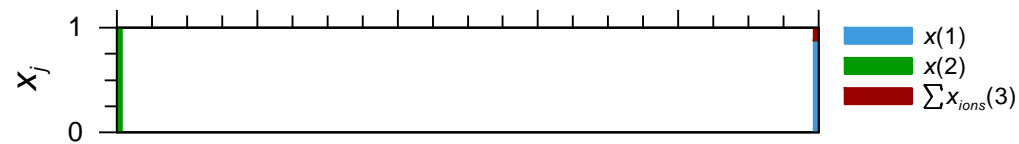
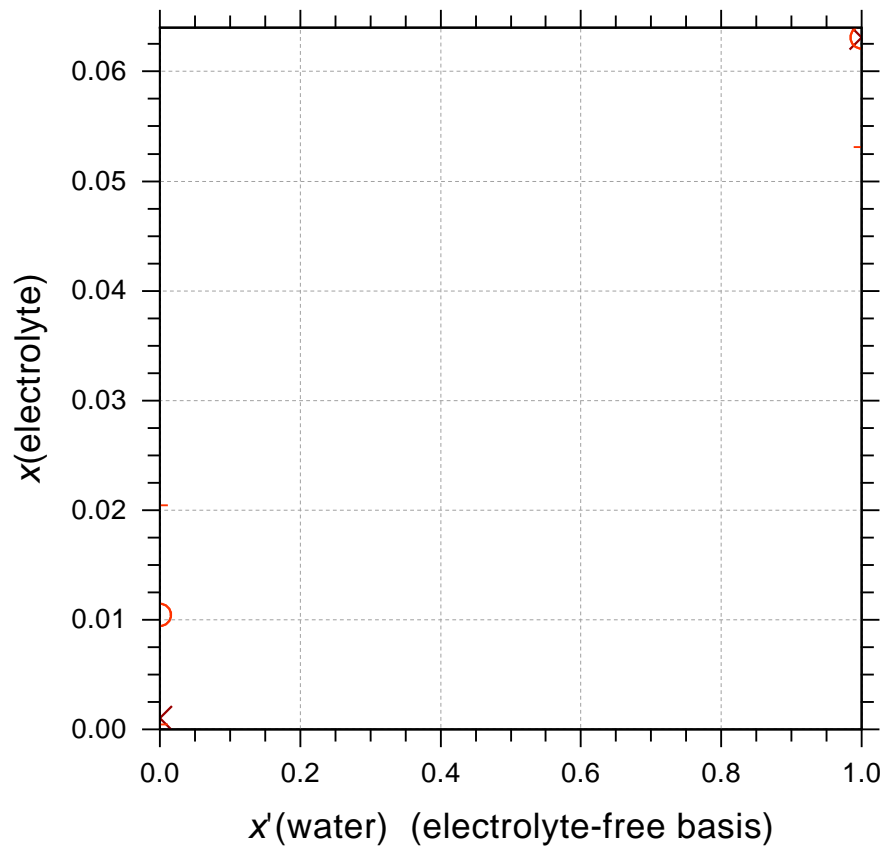
Fig. S0234 (AIOMFAC_output_0941)

H₂O (1) + Acetic_acid (2) + KNO₃ (3)

Temperature: 298 K

left y-axis:

- × KNO3+AceticAcid+Water_SLE_Davidson
- AIOMFAC calc. SLE composition



initial weighting of dataset:
 $w^{init}(0941) = 0.010$
dataset contribution to F_{obj} :
 $fval(0941) = 7.2480E-03$
rel. contribution = 0.0034 %

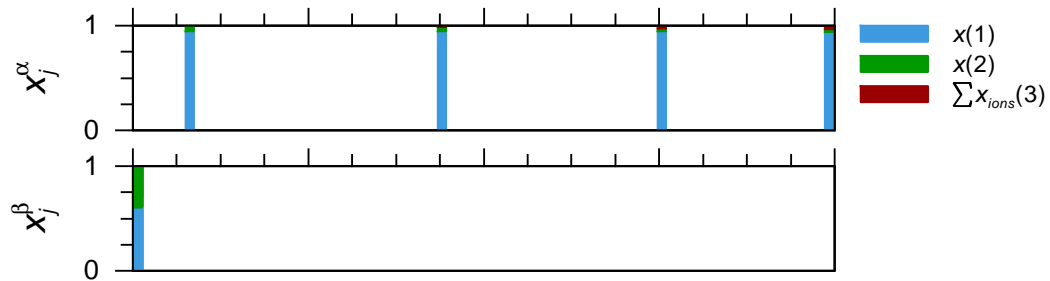
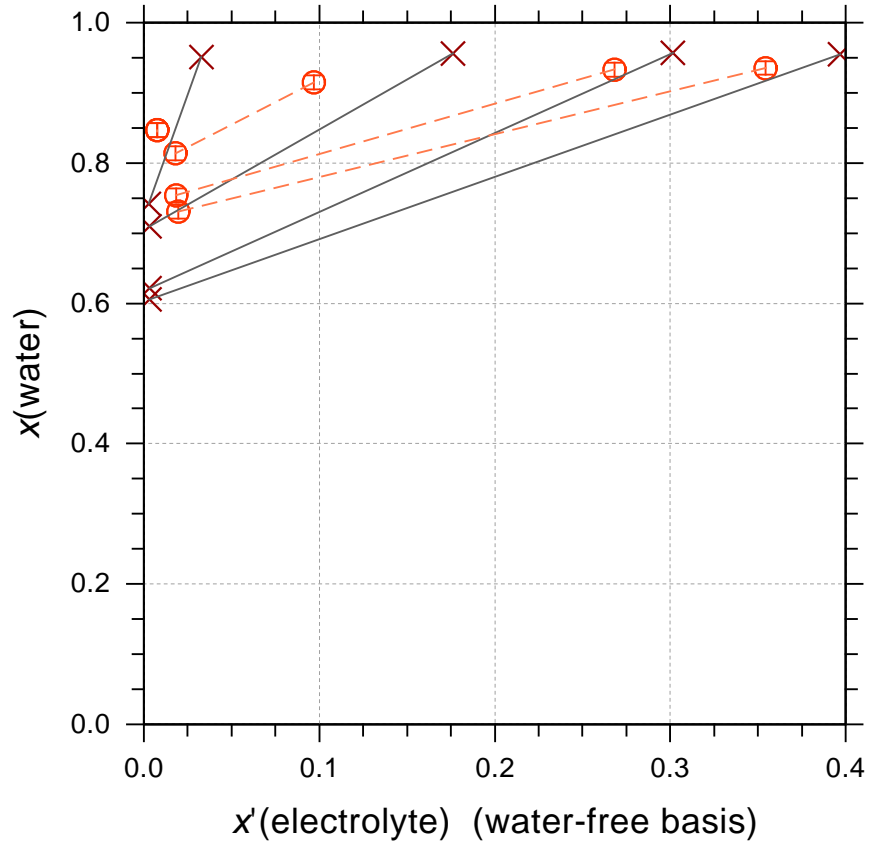
Fig. S0235 (AIOMFAC_output_0356)

H₂O (1) + 2-Methylpropanoic_acid (2) + LiCl (3)

Temperature: 303 K

left y-axis:

- × LiCl+2-MethylpropanoicAcid+Water_LLE_Sergeeva
- AIOMFAC calc. LLE composition



initial weighting of dataset:

$$w^{init}(0356) = 1.000$$

dataset contribution to F_{obj} :

$$fval(0356) = 2.2305E-01$$

rel. contribution = 0.1061 %

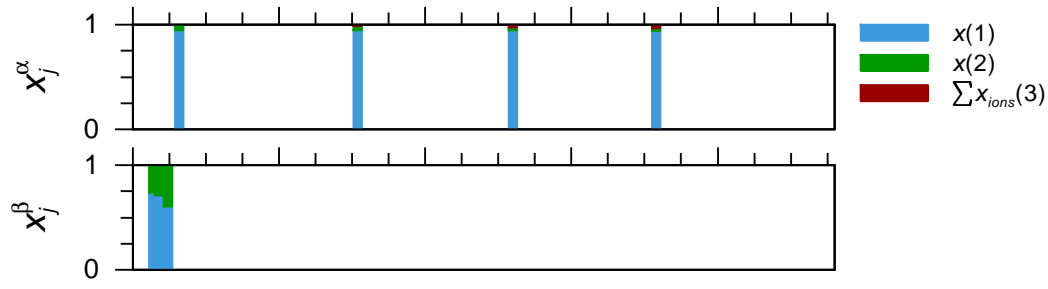
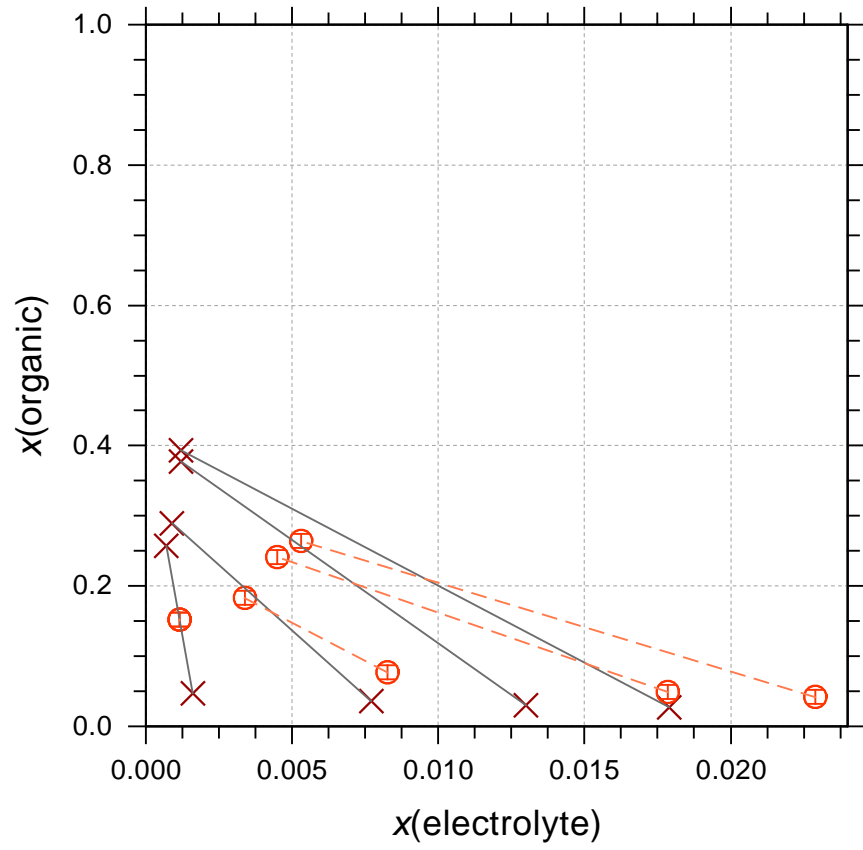
Fig. S0235a (AIOMFAC_output_0356)

H₂O (1) + 2-Methylpropanoic_acid (2) + LiCl (3)

Temperature: 303 K

left y-axis:

- × LiCl+2-MethylpropanoicAcid+Water_LLE_Sergeeva
- AIOMFAC calc. LLE composition



initial weighting of dataset:
 $w^{init}(0356) = 1.000$
 dataset contribution to F_{obj} :
 $fval(0356) = 2.2305E-01$
 rel. contribution = 0.1061 %

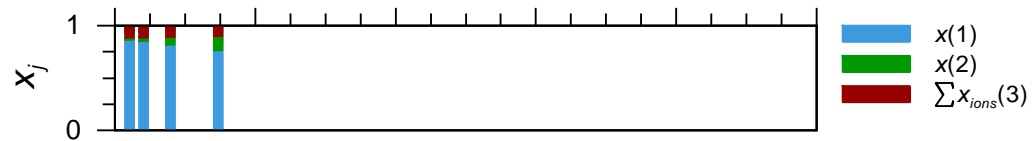
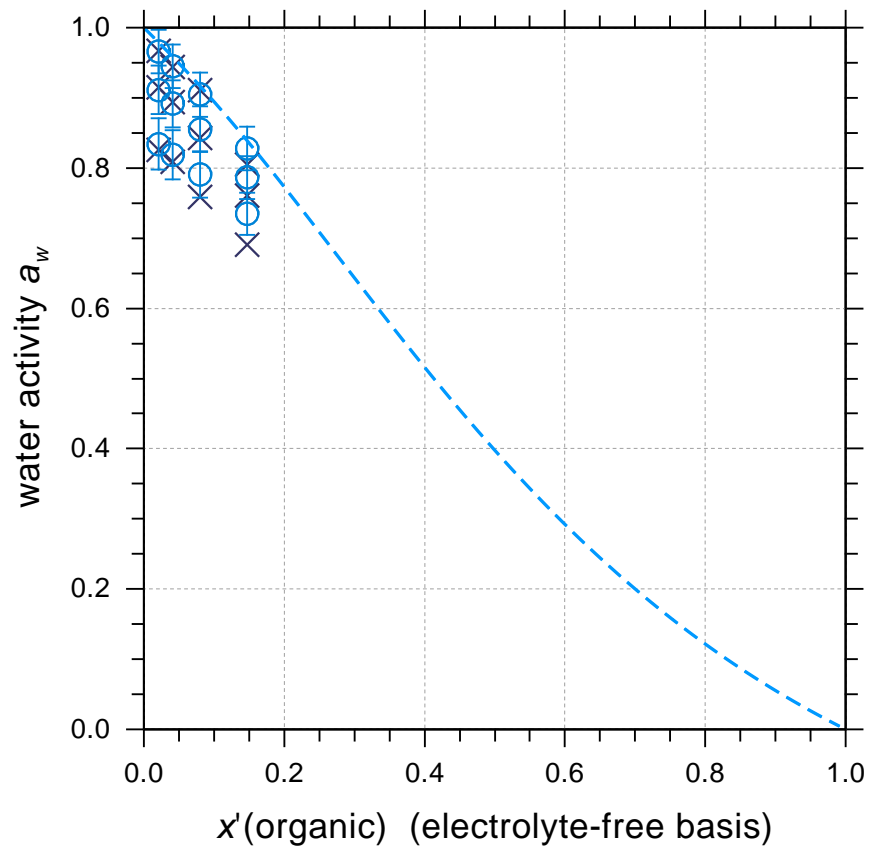
Fig. S0236 (AIOMFAC_output_0388)

H₂O (1) + Malonic_acid (2) + LiNO₃ (3)

Temperature: 303 K

left y-axis:

- × LiNO₃+MalonicAcid+Water_aw_303K_Booth
- AIOMFAC water activity a_w
- - - AIOMFAC electrolyte-free solution a_w

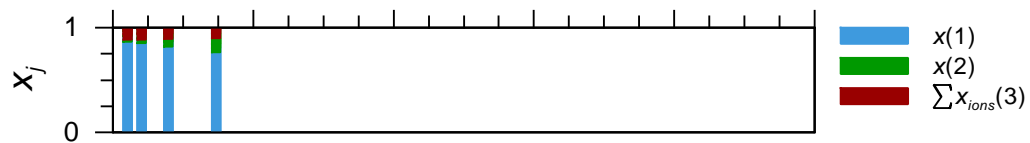
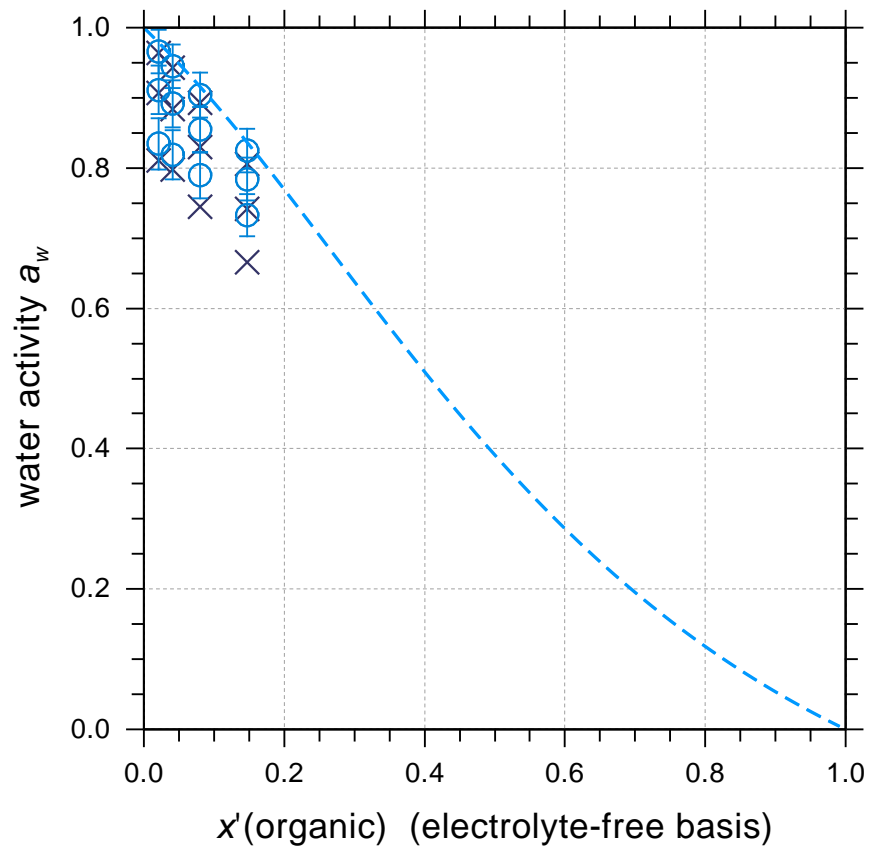


initial weighting of dataset:
 $w^{init}(0388) = 2.000$
dataset contribution to F_{obj} :
 $fval(0388) = 1.2616E-02$
rel. contribution = 0.0060 %

Fig. S0237 (AIOMFAC_output_0389)

H₂O (1) + Malonic_acid (2) + LiNO₃ (3)

Temperature: 293 K



left y-axis:

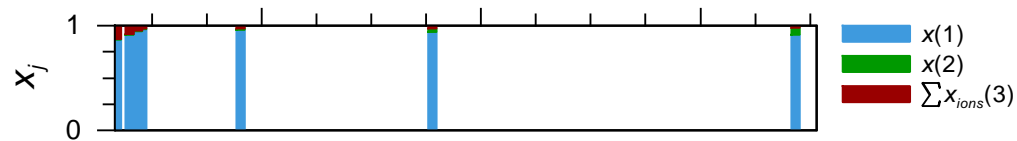
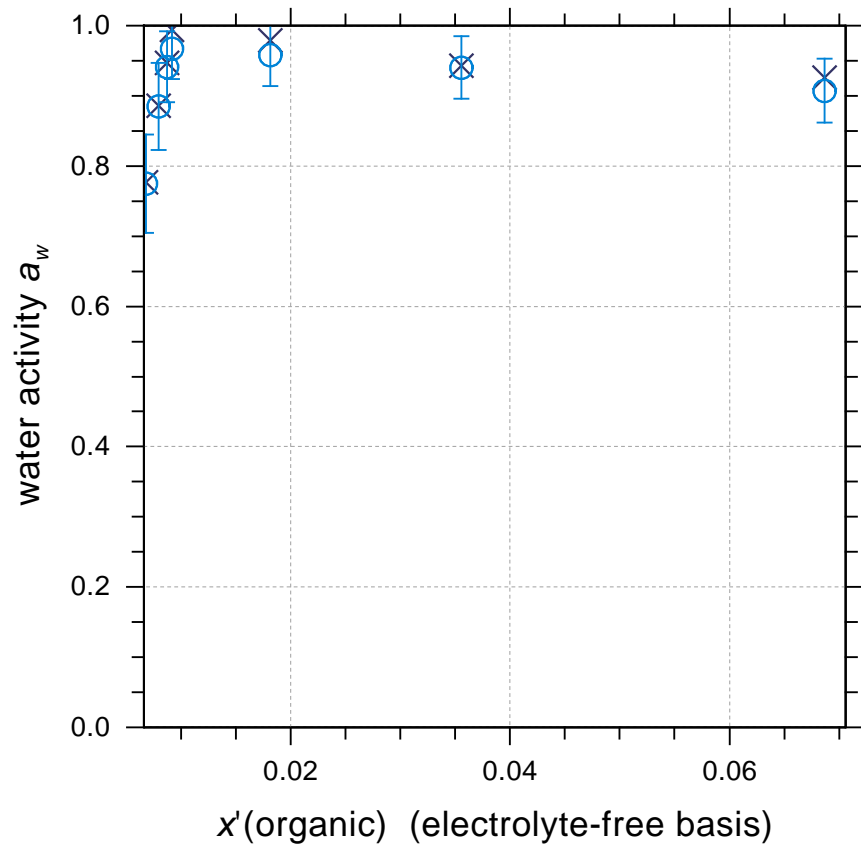
- × LiNO₃+MalonicAcid+Water_aw_293K_Booth
- AIOMFAC water activity a_w
- - - AIOMFAC electrolyte-free solution a_w

initial weighting of dataset:
 $w^{init}(0389) = 2.000$
dataset contribution to F_{obj} :
 $fval(0389) = 3.0942E-02$
rel. contribution = 0.0147 %

Fig. S0238 (AIOMFAC_output_0969)
 H₂O (1) + Maleic_acid (2) + Mg(NO₃)₂ (3)
 Temperature: 293 K

left y-axis:

- × Mg(NO₃)₂+MaleicAcid+Water_aw_Booth
- AIOMFAC water activity a_w



initial weighting of dataset:
 $w^{init}(0969) = 2.000$
 dataset contribution to F_{obj} :
 $fval(0969) = 3.0556E-03$
 rel. contribution = 0.0015 %

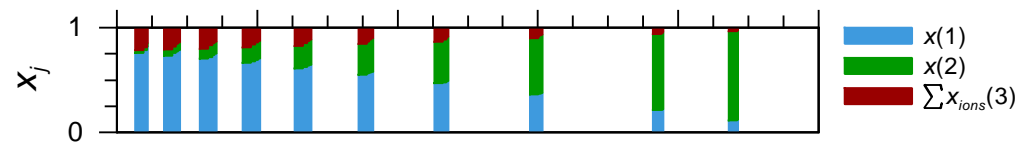
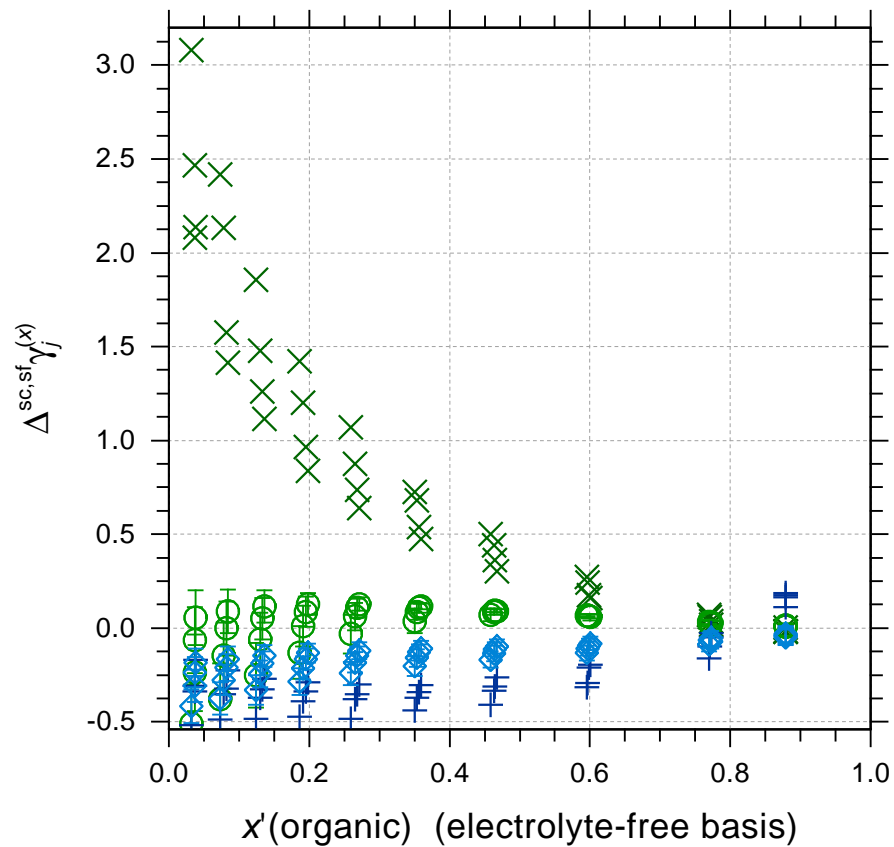
Fig. S0239 (AIOMFAC_output_0946)

H₂O (1) + Formic_acid (2) + MgCl₂ (3)

Temperature range: 377 -- 400 K

left y-axis:

- × MgCl₂+FormicAcid+Water_VLE_Yun (EXP, org.)
- AIOMFAC $\Delta^{sc, sf}_{\gamma_{org}^{(x)}}$
- + MgCl₂+FormicAcid+Water_VLE_Yun (EXP, water)
- ◇ AIOMFAC $\Delta^{sc, sf}_{\gamma_w^{(x)}}$

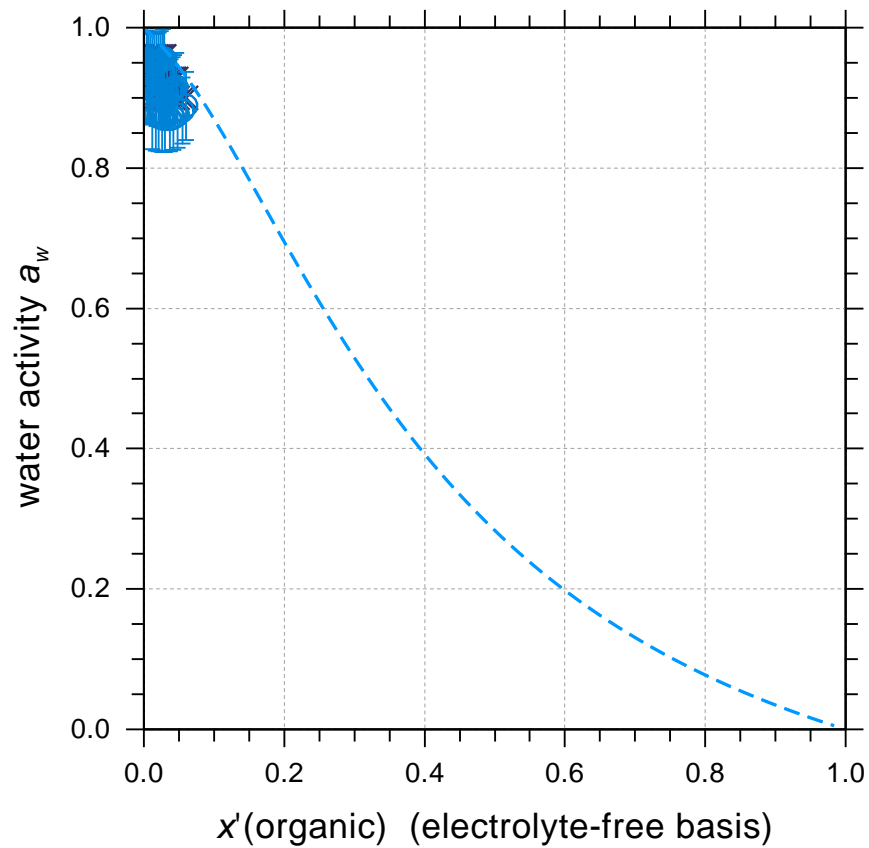


initial weighting of dataset:
 $w^{init}(0946) = 0.500$
 dataset contribution to F_{obj} :
 $fval(0946) = 9.8660E-01$
 rel. contribution = 0.4692 %

Fig. S0240 (AIOMFAC_output_0302)

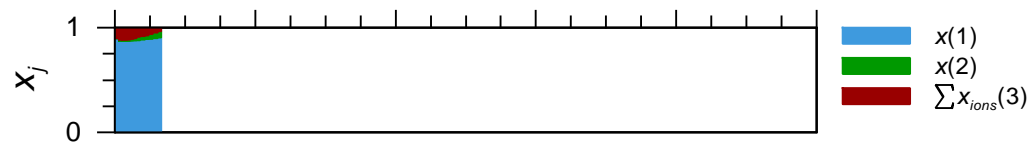
H₂O (1) + Citric_acid (2) + Na₂SO₄ (3)

Temperature: 298 K



left y-axis:

- × Na₂SO₄+CitricAcid+Water_aw_Schunk
- AIOMFAC water activity a_w
- - - AIOMFAC electrolyte-free solution a_w

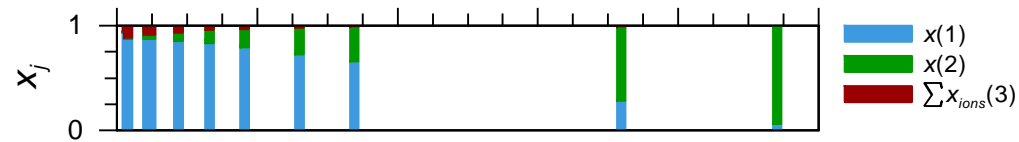
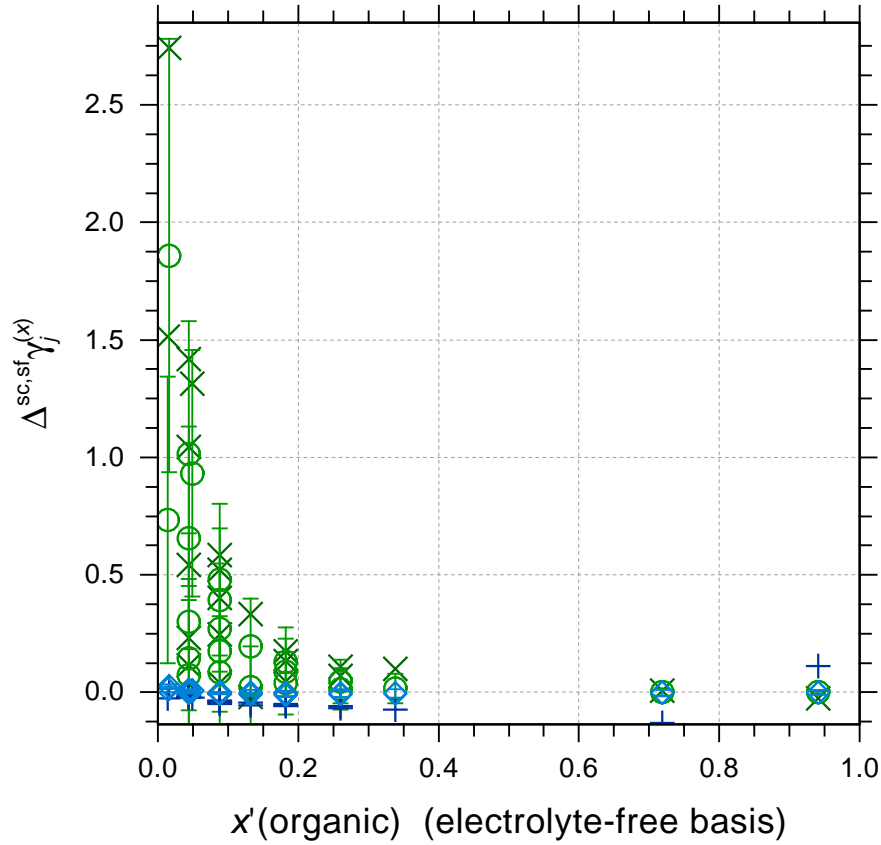


initial weighting of dataset:
 $w^{init}(0302) = 2.000$
dataset contribution to F_{obj} :
 $fval(0302) = 7.1115E-03$
rel. contribution = 0.0034 %

Fig. S0241 (AIOMFAC_output_0328)

H₂O (1) + Acetic_acid (2) + Na₂SO₄ (3)

Temperature range: 373 -- 388 K



left y-axis:

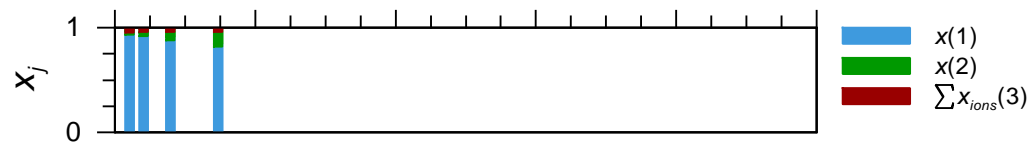
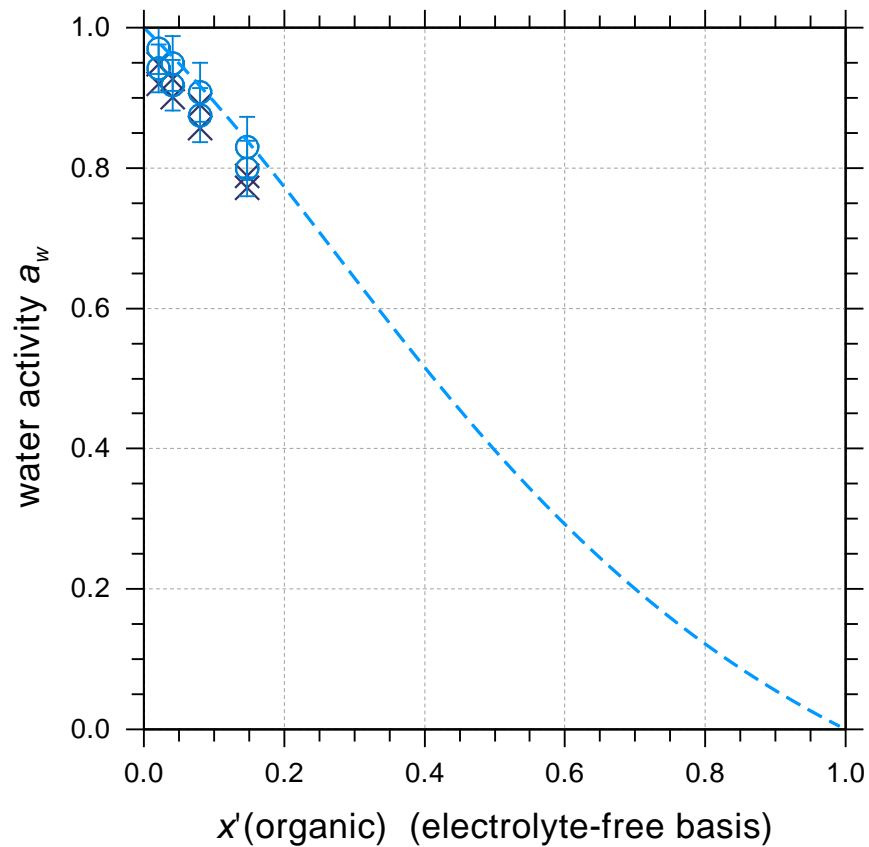
- × Na₂SO₄+AceticAcid+Water_VLE_Narayana (EXP, org.)
- AIOMFAC $\Delta^{sc, sf} \gamma_{org}^{(x)}$
- + Na₂SO₄+AceticAcid+Water_VLE_Narayana (EXP, water)
- ◇ AIOMFAC $\Delta^{sc, sf} \gamma_w^{(x)}$

initial weighting of dataset:
 $w^{init}(0328) = 0.500$
 dataset contribution to F_{obj} :
 $fval(0328) = 5.8791E-02$
 rel. contribution = 0.0280 %

Fig. S0242 (AIOMFAC_output_0384)
 H₂O (1) + Malonic_acid (2) + Na₂SO₄ (3)
 Temperature: 303 K

left y-axis:

- × Na2SO4+MalonicAcid+Water_aw_303K_Booth
- AIOMFAC water activity a_w
- - - AIOMFAC electrolyte-free solution a_w

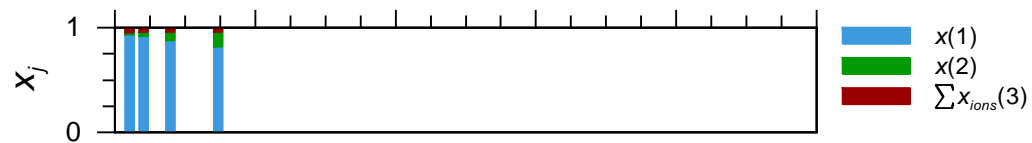
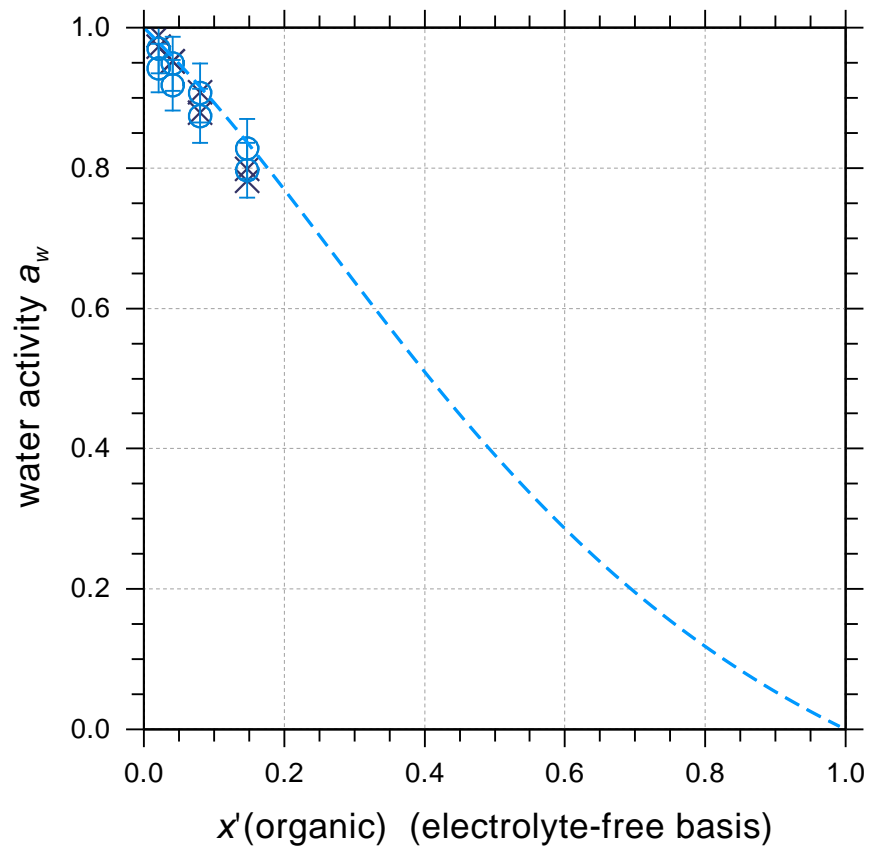


initial weighting of dataset:
 $w^{init}(0384) = 2.000$
 dataset contribution to F_{obj} :
 $fval(0384) = 2.1096E-02$
 rel. contribution = 0.0100 %

Fig. S0243 (AIOMFAC_output_0385)
 H₂O (1) + Malonic_acid (2) + Na₂SO₄ (3)
 Temperature: 293 K

left y-axis:

- × Na2SO4+MalonicAcid+Water_aw_293K_Booth
- AIOMFAC water activity a_w
- - - AIOMFAC electrolyte-free solution a_w



initial weighting of dataset:
 $w^{init}(0385) = 2.000$
 dataset contribution to F_{obj} :
 $fval(0385) = 7.8950E-03$
 rel. contribution = 0.0038 %

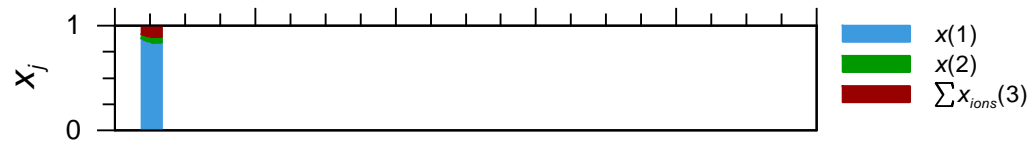
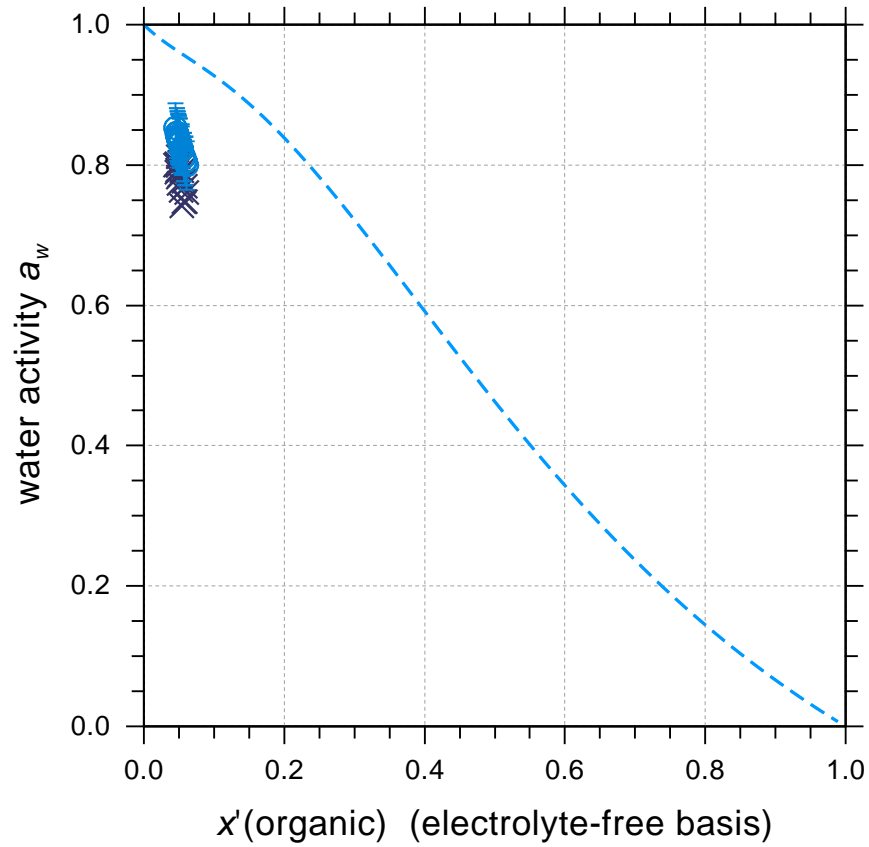
Fig. S0244 (AIOMFAC_output_0262)

H₂O (1) + Glutaric_acid (2) + NaCl (3)

Temperature: 295 K

left y-axis:

- × NaCl+GlutaricAcid+Water_SEDB-aw_Choi
- AIOMFAC water activity a_w
- - - AIOMFAC electrolyte-free solution a_w



initial weighting of dataset:

$w^{init}(0262) = 1.000$

dataset contribution to F_{obj} :

$fval(0262) = 3.6471E-02$

rel. contribution = 0.0173 %

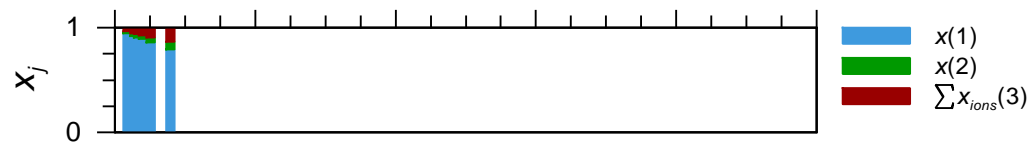
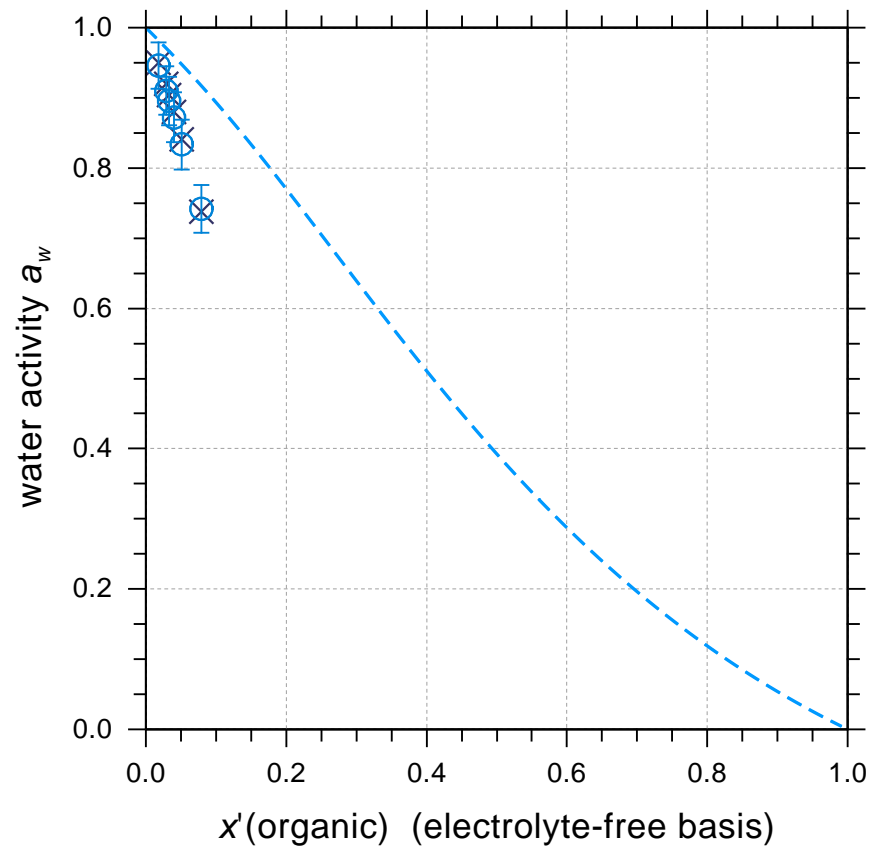
Fig. S0245 (AIOMFAC_output_0263)

H₂O (1) + Malonic_acid (2) + NaCl (3)

Temperature: 295 K

left y-axis:

- × NaCl+MalonicAcid+Water_aw_Choi
- AIOMFAC water activity a_w
- - - AIOMFAC electrolyte-free solution a_w



initial weighting of dataset:
 $w^{init}(0263) = 2.000$
dataset contribution to F_{obj} :
 $fval(0263) = 7.4440E-04$
rel. contribution = 0.0004 %

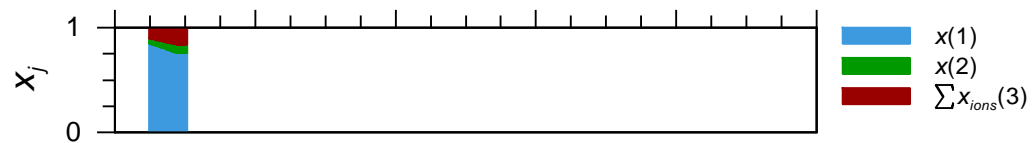
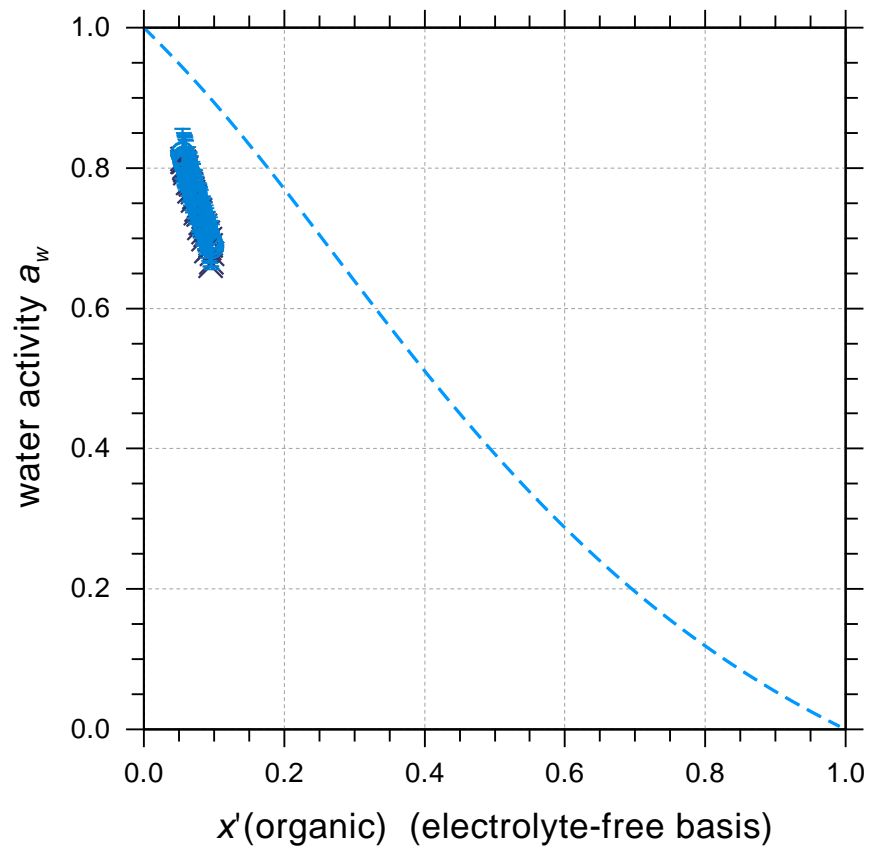
Fig. S0246 (AIOMFAC_output_0264)

H₂O (1) + Malonic_acid (2) + NaCl (3)

Temperature: 295 K

left y-axis:

- × NaCl+MalonicAcid+Water_SEDB-aw_Choi
- AIOMFAC water activity a_w
- - - AIOMFAC electrolyte-free solution a_w

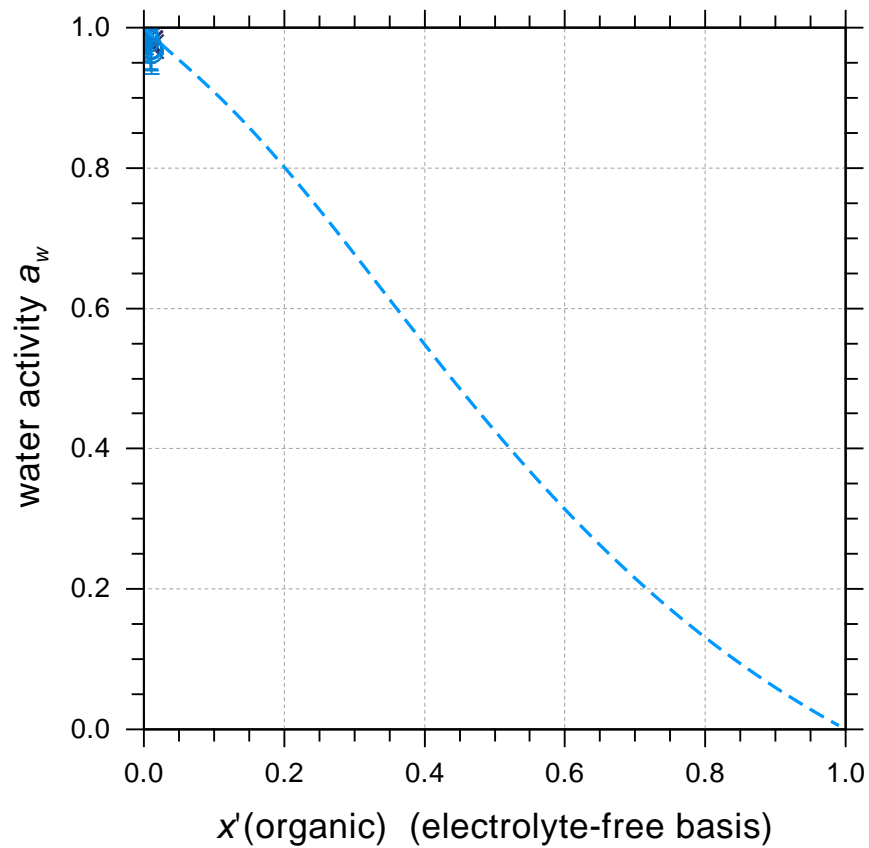


initial weighting of dataset:
 $w^{init}(0264) = 1.000$
dataset contribution to F_{obj} :
 $fval(0264) = 3.4148E-03$
rel. contribution = 0.0016 %

Fig. S0247 (AIOMFAC_output_0265)

H₂O (1) + Succinic_acid (2) + NaCl (3)

Temperature: 295 K

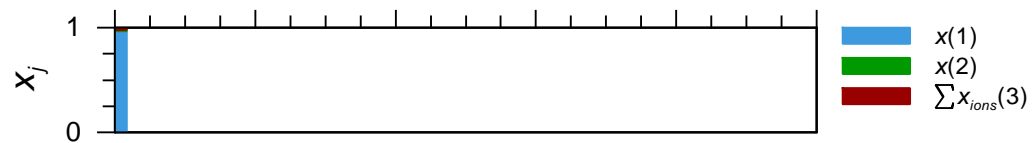


left y-axis:

× NaCl+SuccinicAcid+Water_aw_Choi

○ AIOMFAC water activity a_w

--- AIOMFAC electrolyte-free solution a_w



initial weighting of dataset:

$w^{init}(0265) = 2.000$

dataset contribution to F_{obj} :

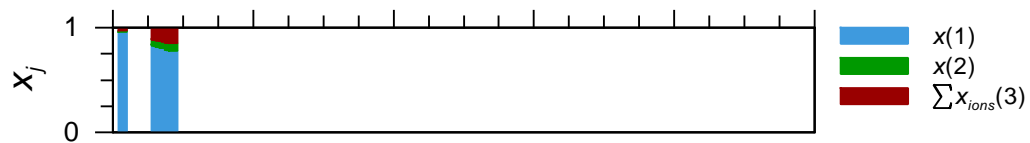
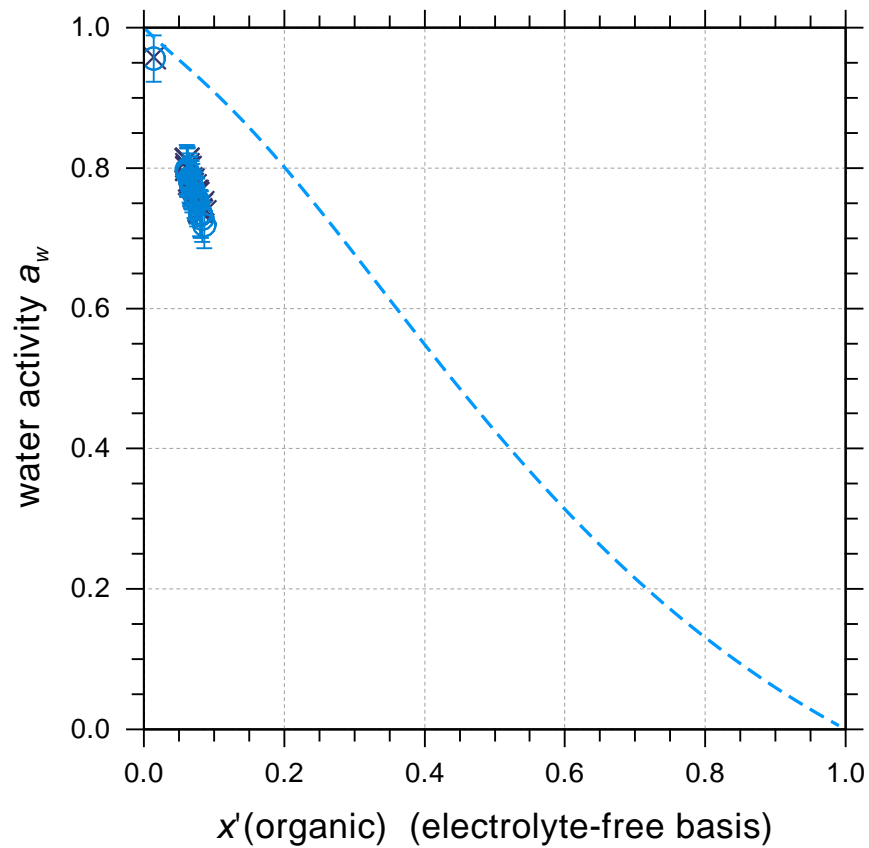
$fval(0265) = 3.4625E-04$

rel. contribution = 0.0002 %

Fig. S0248 (AIOMFAC_output_0266)

H₂O (1) + Succinic_acid (2) + NaCl (3)

Temperature: 295 K



left y-axis:

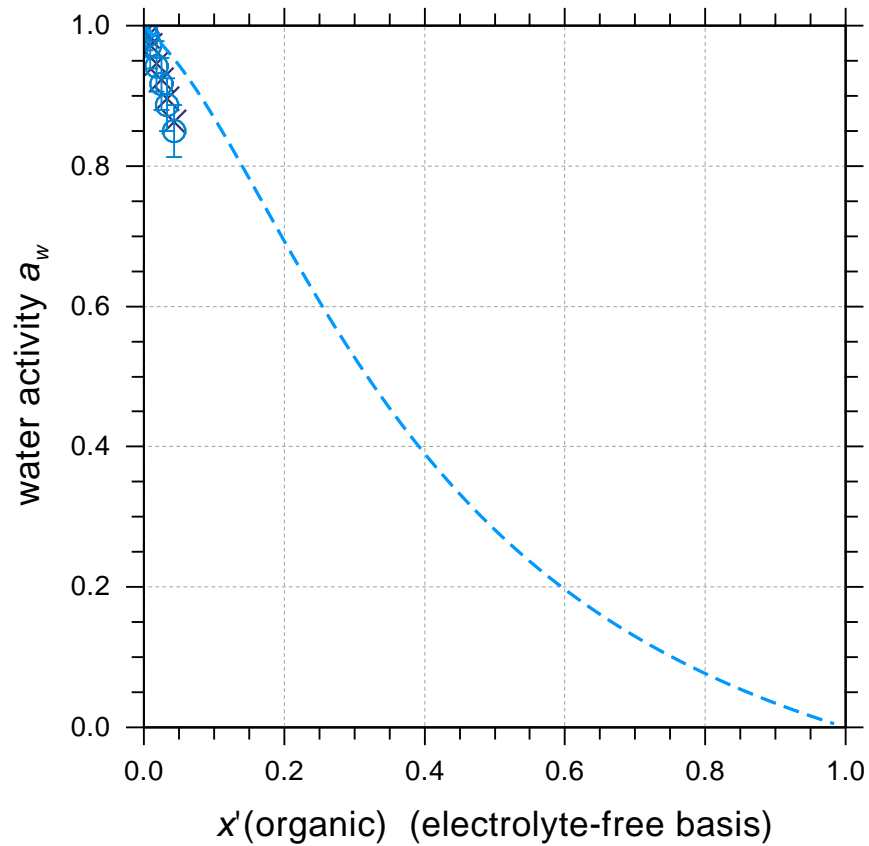
- \times NaCl+SuccinicAcid+Water_SEDB-aw_Choi
- \circ AIOMFAC water activity a_w
- - - AIOMFAC electrolyte-free solution a_w

initial weighting of dataset:
 $w^{init}(0266) = 1.000$
dataset contribution to F_{obj} :
 $fval(0266) = 1.7263E-03$
rel. contribution = 0.0008 %

Fig. S0249 (AIOMFAC_output_0267)

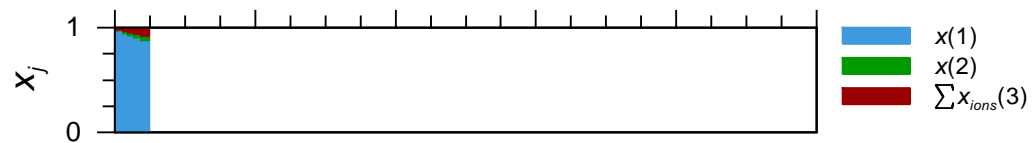
H₂O (1) + Citric_acid (2) + NaCl (3)

Temperature: 295 K



left y-axis:

- × NaCl+CitricAcid+Water_aw_Choi
- AIOMFAC water activity a_w
- - - AIOMFAC electrolyte-free solution a_w

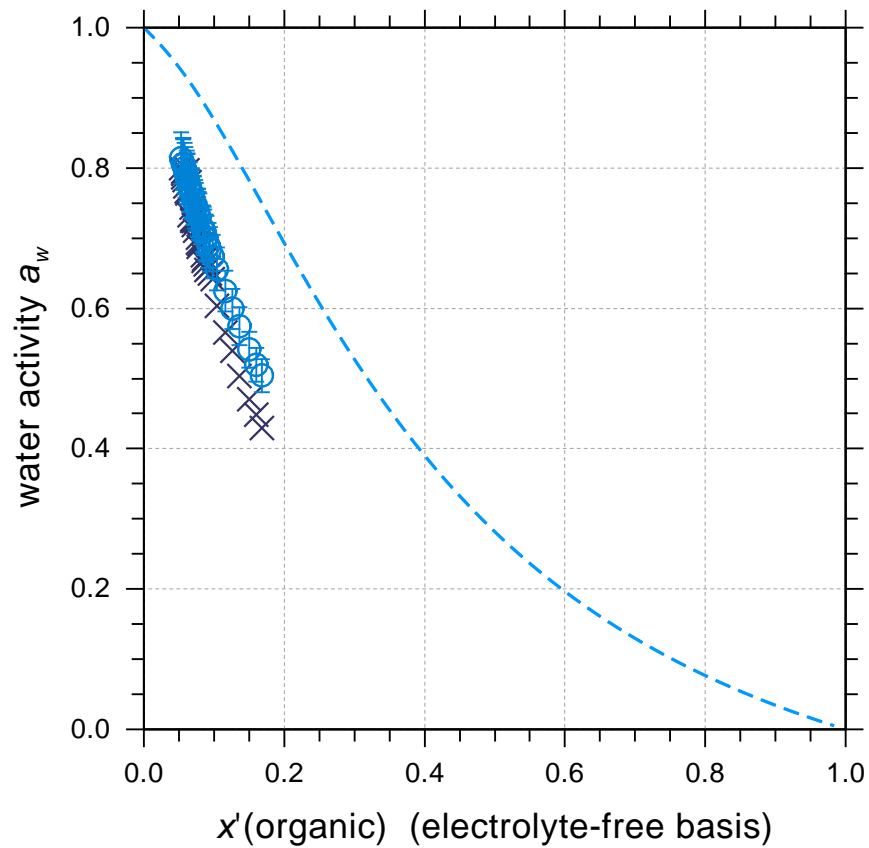


initial weighting of dataset:
 $w^{init}(0267) = 2.000$
dataset contribution to F_{obj} :
 $fval(0267) = 7.5710E-04$
rel. contribution = 0.0004 %

Fig. S0250 (AIOMFAC_output_0268)

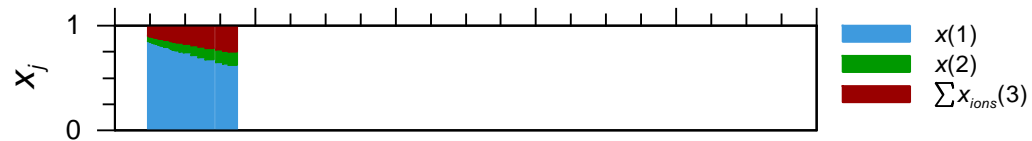
H₂O (1) + Citric_acid (2) + NaCl (3)

Temperature: 295 K



left y-axis:

- × NaCl+CitricAcid+Water_SEDB-aw_Choi
- AIOMFAC water activity a_w
- - - AIOMFAC electrolyte-free solution a_w



initial weighting of dataset:
 $w^{init}(0268) = 1.000$
dataset contribution to F_{obj} :
 $fval(0268) = 4.6104E-02$
rel. contribution = 0.0219 %

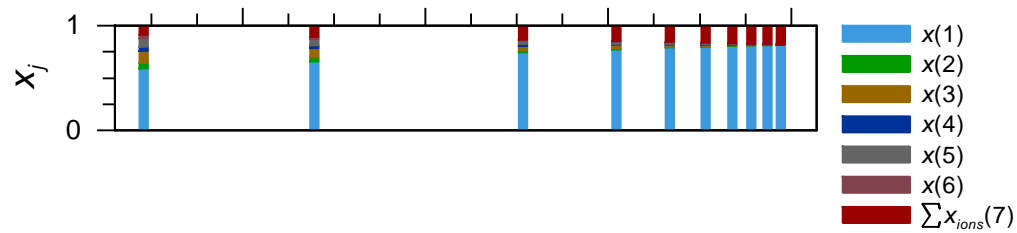
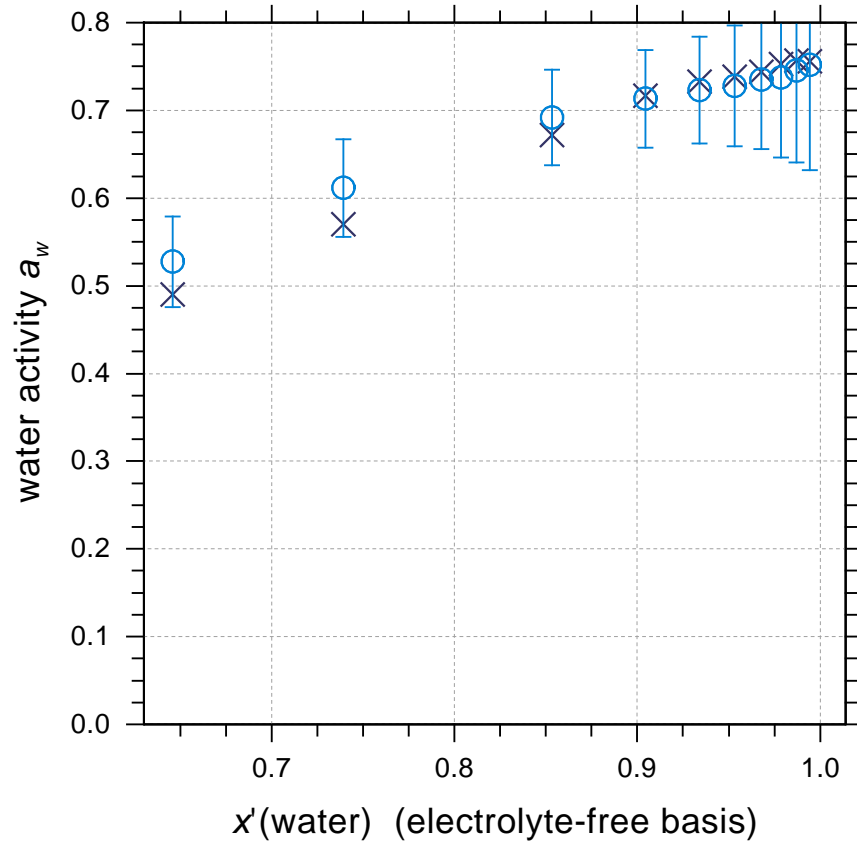
left y-axis:

- × NaCl+DicarboxylicAcidsMixtureM5+Water_aw_Marcolli
- AIOMFAC water activity a_w

Fig. S0251 (AIOMFAC_output_0286)

H₂O (1) + Malic_acid (2) + Malonic_acid (3) + Maleic_acid (4) + Glutaric_acid (5) + Methylsuccinic_acid (6) + NaCl (7)

Temperature: 298 K



initial weighting of dataset:

$$w^{\text{init}}(0286) = 2.000$$

dataset contribution to F_{obj} :

$$f_{\text{val}}(0286) = 2.1895\text{E-}02$$

rel. contribution = 0.0104 %

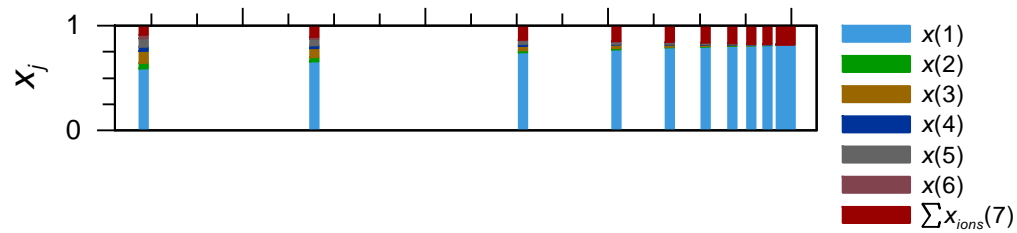
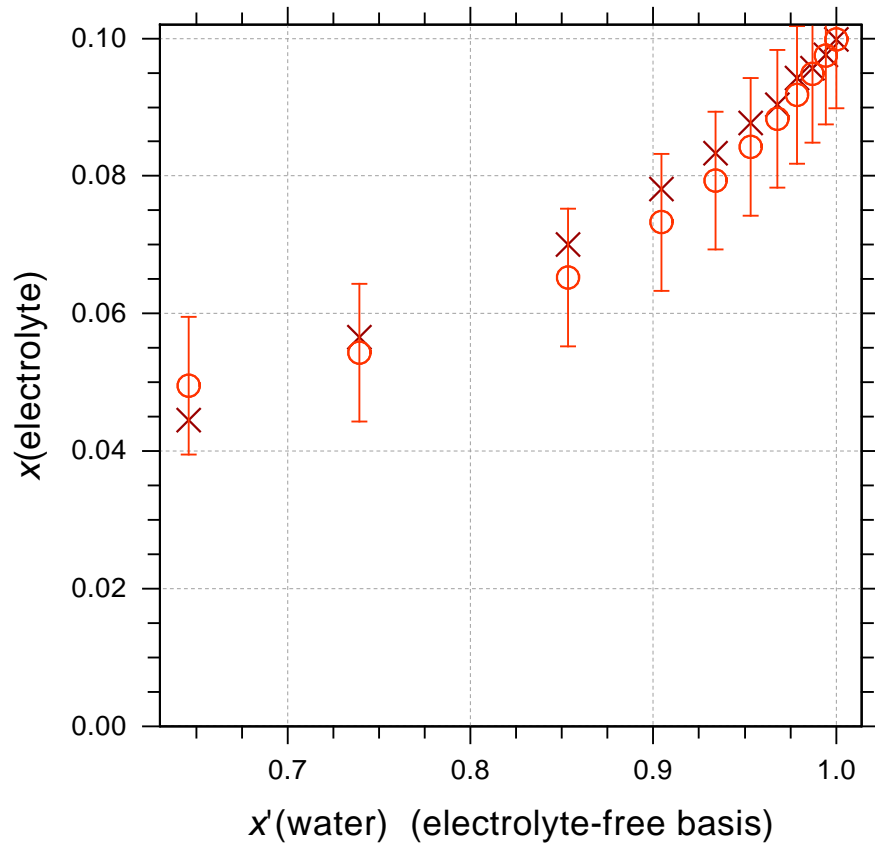
left y-axis:

- × NaCl+DicarboxylicAcidsMixtureM5+Water_SLE-salt_Marcolli
- AIOMFAC calc. SLE composition

Fig. S0252 (AIOMFAC_output_0287)

H₂O (1) + Malic_acid (2) + Malonic_acid (3) + Maleic_acid (4) + Glutaric_acid (5) + Methylsuccinic_acid (6) + NaCl (7)

Temperature: 298 K



initial weighting of dataset:

$$w^{init}(0287) = 1.000$$

dataset contribution to F_{obj} :

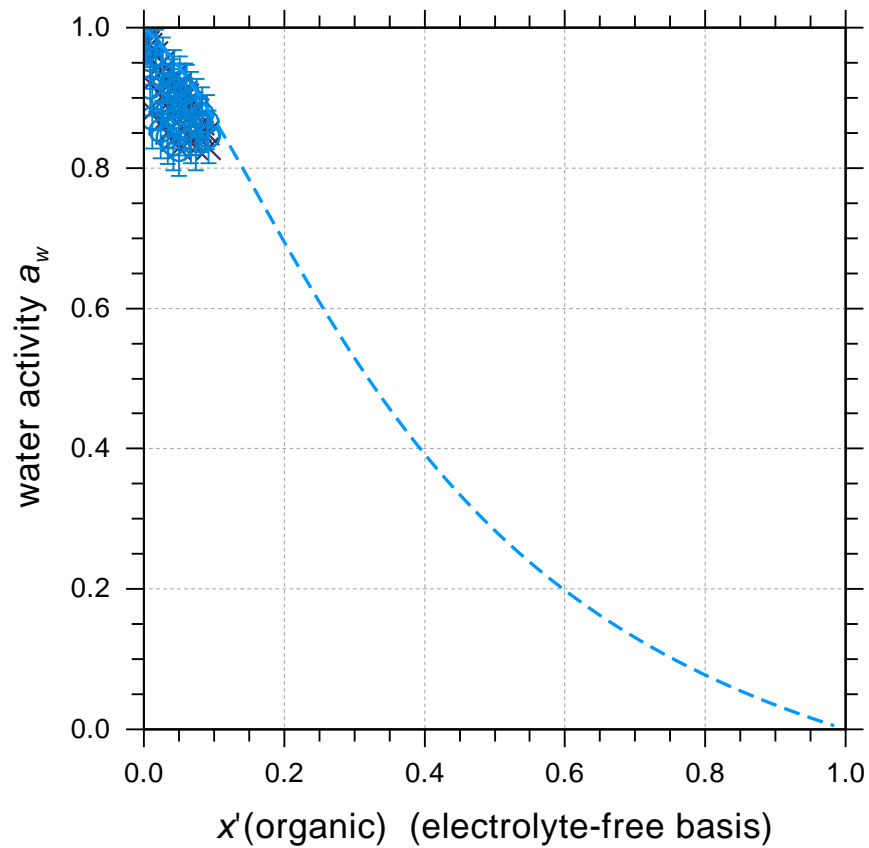
$$fval(0287) = 1.9214E-02$$

rel. contribution = 0.0091 %

Fig. S0253 (AIOMFAC_output_0300)

H₂O (1) + Citric_acid (2) + NaCl (3)

Temperature: 298 K

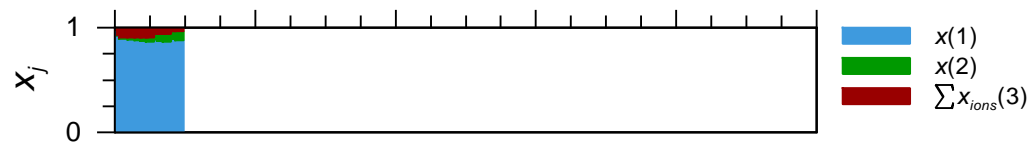


left y-axis:

× NaCl+CitricAcid+Water_aw_Schunk

○ AIOMFAC water activity a_w

— AIOMFAC electrolyte-free solution a_w



initial weighting of dataset:

$w^{init}(0300) = 2.000$

dataset contribution to F_{obj} :

$fval(0300) = 1.0974E-03$

rel. contribution = 0.0005 %

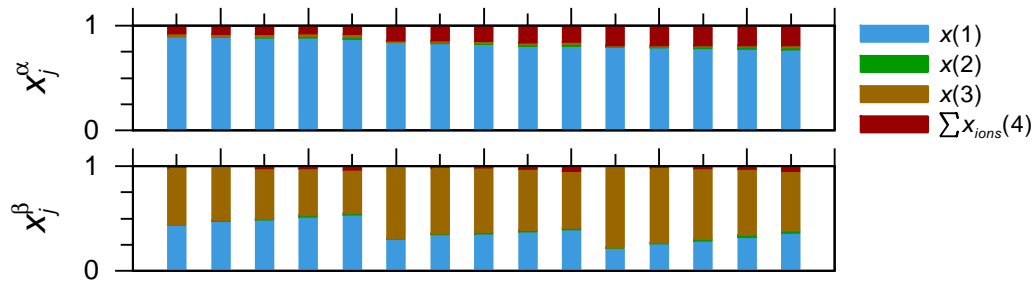
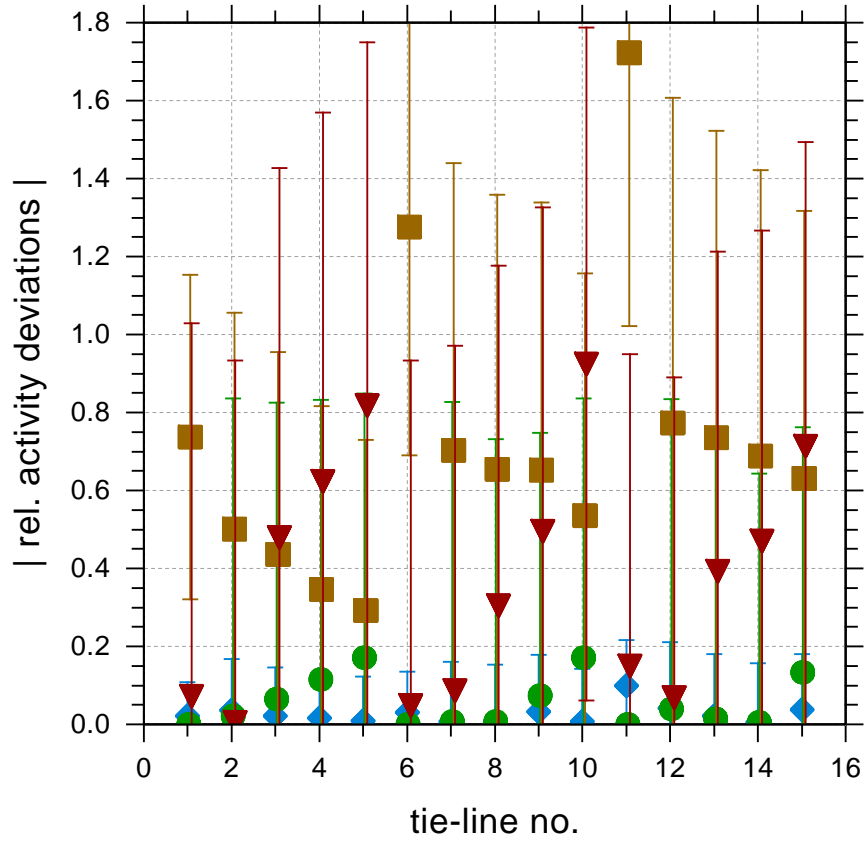
Fig. S0254 (AIOMFAC_output_0310)

H₂O (1) + Citric_acid (2) + 2-Butanol (3) + NaCl (4)

Temperature: 298 K

left y-axis:

- ◆ AIOMFAC water (1) activity, rel. deviations
- AIOMFAC organic (2) activity, rel. deviations
- AIOMFAC organic (3) activity, rel. deviations
- ▼ AIOMFAC IAP, rel. deviations comp.(4)



initial weighting of dataset:
 $w^{init}(0310) = 1.000$
 dataset contribution to F_{obj} :
 $fval(0310) = 4.3192E+00$
 rel. contribution = 2.0539 %

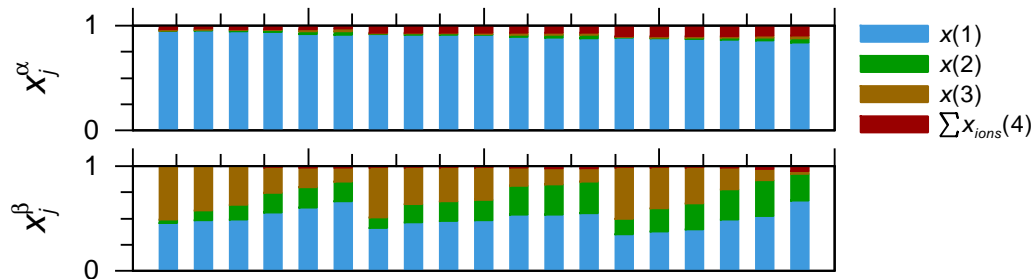
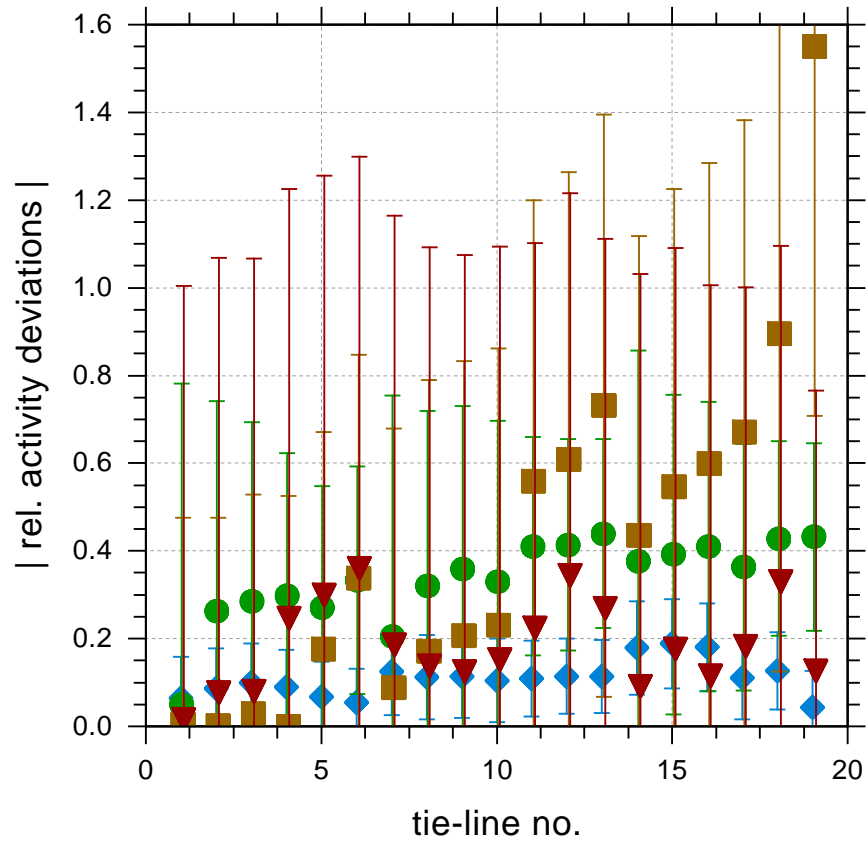
Fig. S0255 (AIOMFAC_output_0312)

H₂O (1) + Propanoic_acid (2) + 1-Butanol (3) + NaCl (4)

Temperature: 303 K

left y-axis:

- ◆ AIOMFAC water (1) activity, rel. deviations
- AIOMFAC organic (2) activity, rel. deviations
- AIOMFAC organic (3) activity, rel. deviations
- ▼ AIOMFAC IAP, rel. deviations comp.(4)

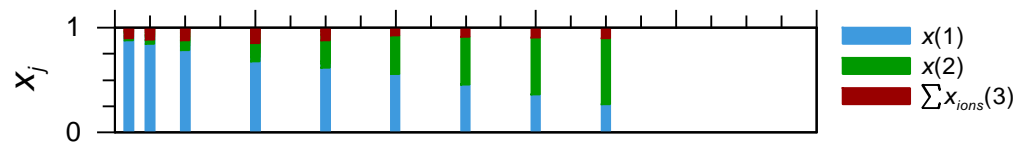
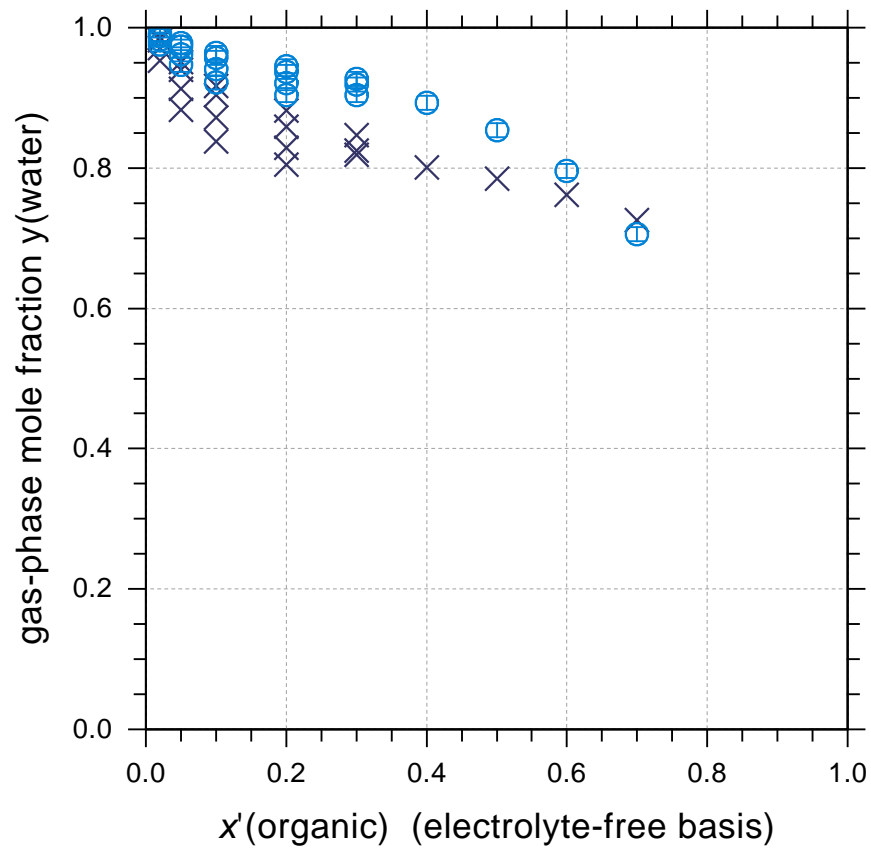


initial weighting of dataset:
 $w^{init}(0312) = 1.000$
 dataset contribution to F_{obj} :
 $fval(0312) = 2.4732E+00$
 rel. contribution = 1.1761 %

Fig. S0256 (AIOMFAC_output_0331)
 H₂O (1) + Propanoic_acid (2) + NaCl (3)
 Temperature: 333 K

left y-axis:

- × NaCl+PropanoicAcid+Water_VLE_Banat_333K
- AIOMFAC gas-phase composition y(water)

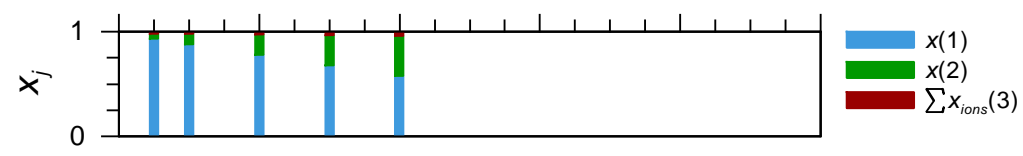
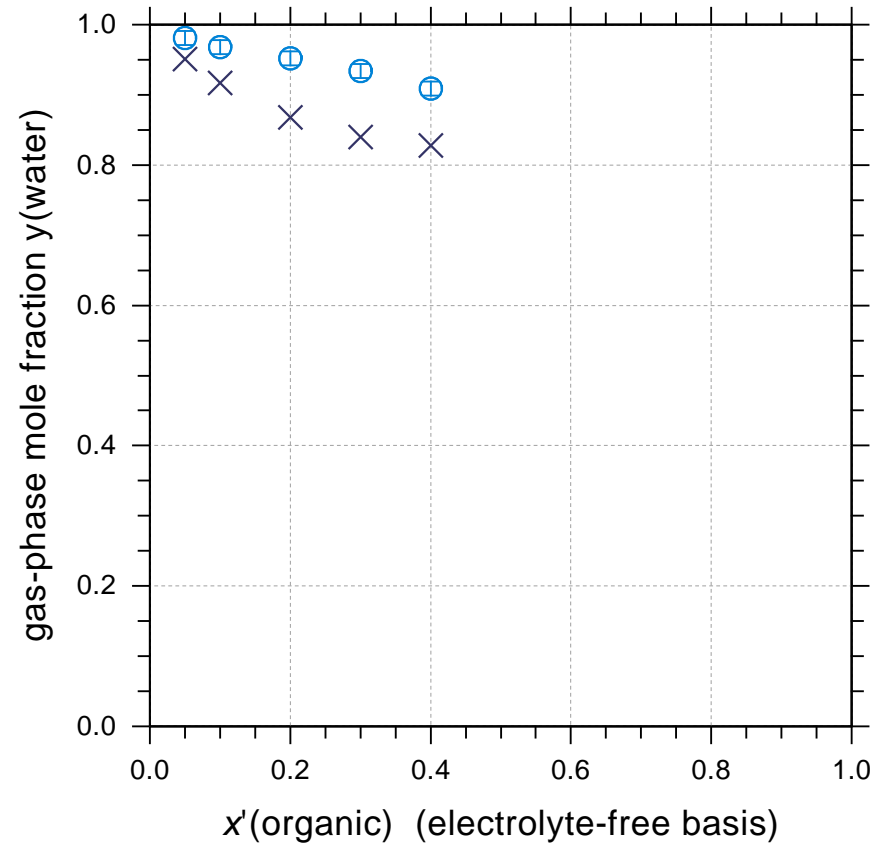


initial weighting of dataset:
 $w^{init}(0331) = 0.500$
 dataset contribution to F_{obj} :
 $fval(0331) = 2.7601E-02$
 rel. contribution = 0.0131 %

Fig. S0257 (AIOMFAC_output_0338)
 H₂O (1) + Propanoic_acid (2) + NaCl (3)
 Temperature: 313 K

left y-axis:

- × NaCl+PropanoicAcid+Water_VLE_Banat_313K
- AIOMFAC gas-phase composition y(water)

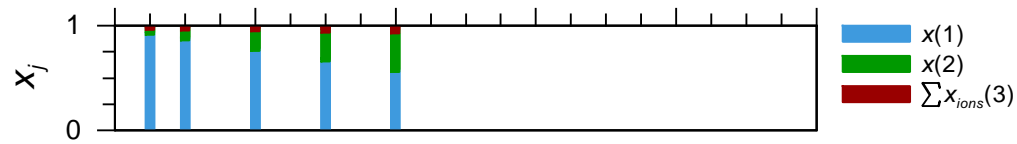
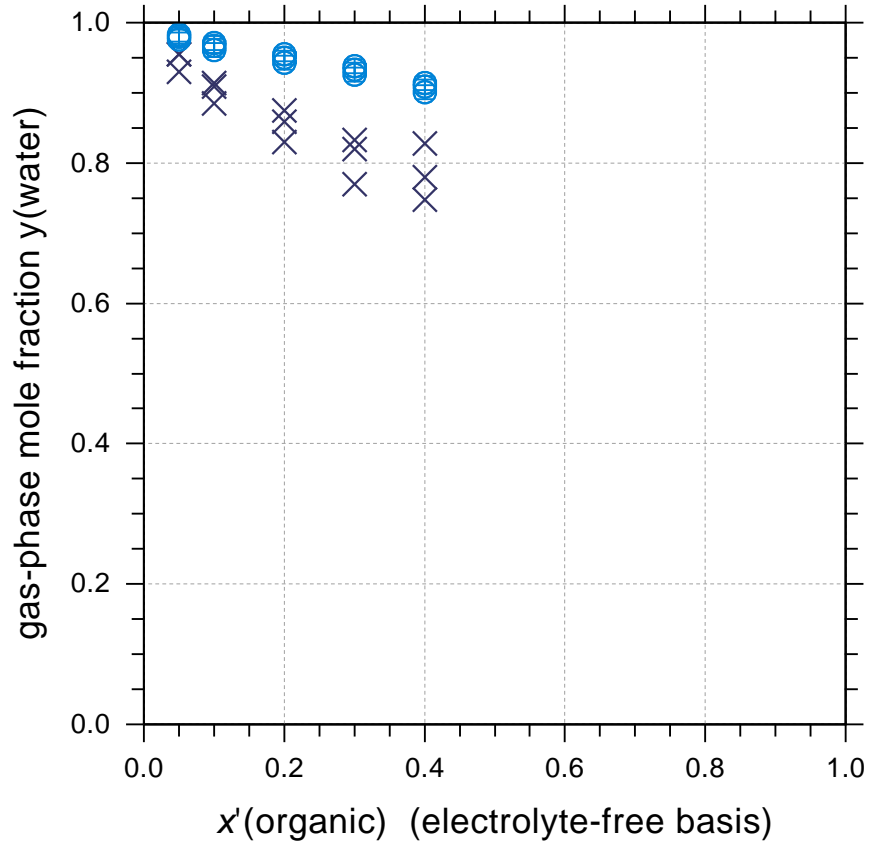


initial weighting of dataset:
 $w^{init}(0338) = 0.500$
 dataset contribution to F_{obj} :
 $fval(0338) = 1.7377E-02$
 rel. contribution = 0.0083 %

Fig. S0258 (AIOMFAC_output_0339)
 H₂O (1) + Propanoic_acid (2) + NaCl (3)
 Temperature: 323 K

left y-axis:

- × NaCl+PropanoicAcid+Water_VLE_Banat_323K
- AIOMFAC gas-phase composition y(water)

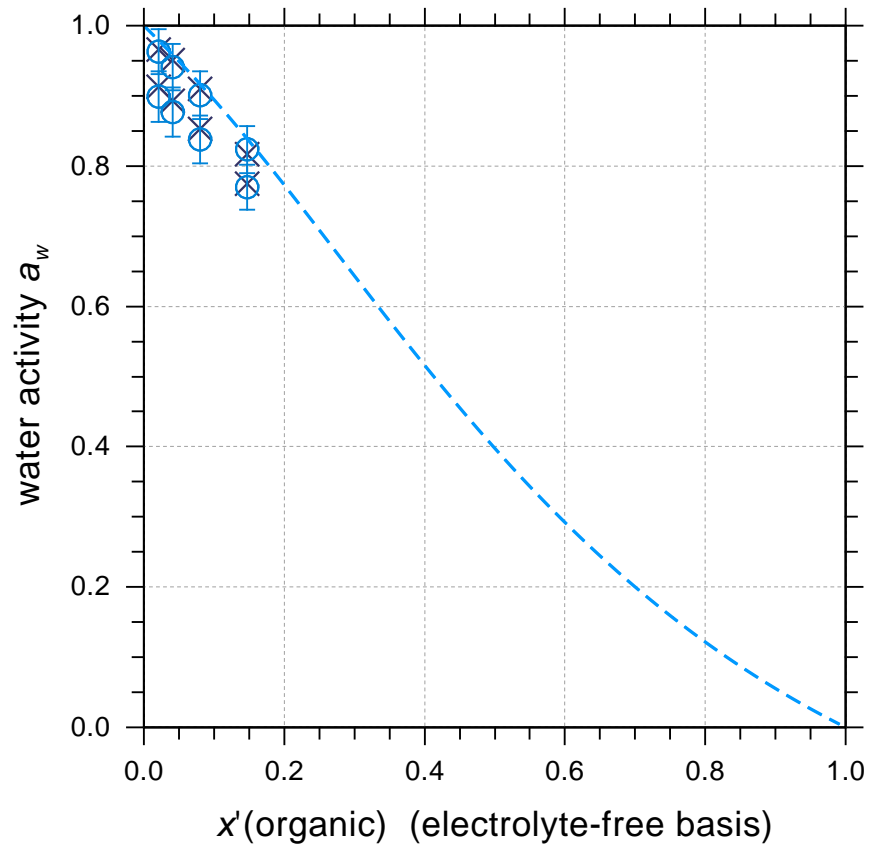


initial weighting of dataset:
 $w^{init}(0339) = 0.500$
 dataset contribution to F_{obj} :
 $fval(0339) = 6.9116E-02$
 rel. contribution = 0.0329 %

Fig. S0259 (AIOMFAC_output_0386)

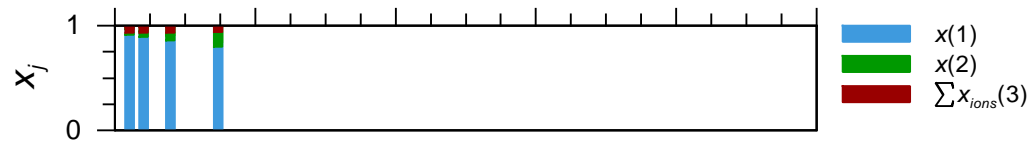
H₂O (1) + Malonic_acid (2) + NaCl (3)

Temperature: 303 K



left y-axis:

- × NaCl+MalonicAcid+Water_aw_303K_Booth
- AIOMFAC water activity a_w
- - - AIOMFAC electrolyte-free solution a_w



initial weighting of dataset:
 $w^{init}(0386) = 2.000$
dataset contribution to F_{obj} :
 $fval(0386) = 2.2899E-03$
rel. contribution = 0.0011 %

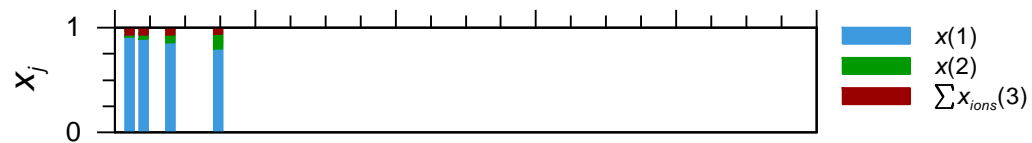
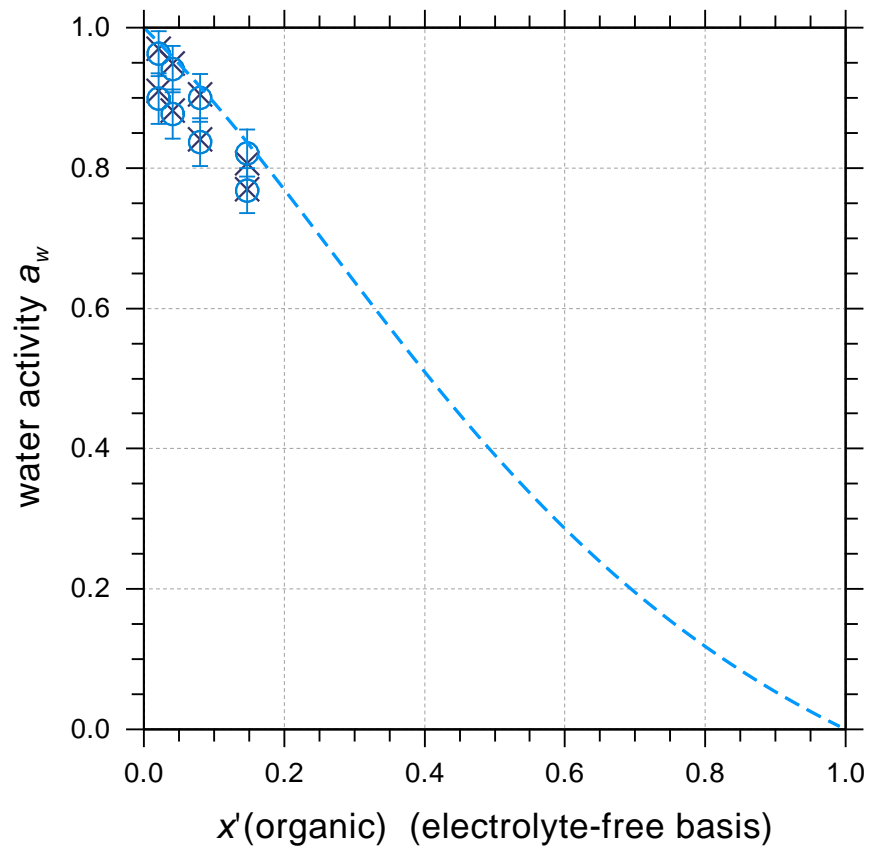
Fig. S0260 (AIOMFAC_output_0387)

H₂O (1) + Malonic_acid (2) + NaCl (3)

Temperature: 293 K

left y-axis:

- × NaCl+MalonicAcid+Water_aw_293K_Booth
- AIOMFAC water activity a_w
- - - AIOMFAC electrolyte-free solution a_w



initial weighting of dataset:
 $w^{init}(0387) = 2.000$
 dataset contribution to F_{obj} :
 $fval(0387) = 1.2736E-03$
 rel. contribution = 0.0006 %

Fig. S0261 (AIOMFAC_output_0958)

H₂O (1) + Glutaric_acid (2) + NaCl (3)

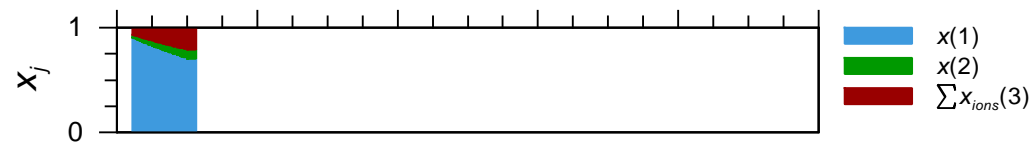
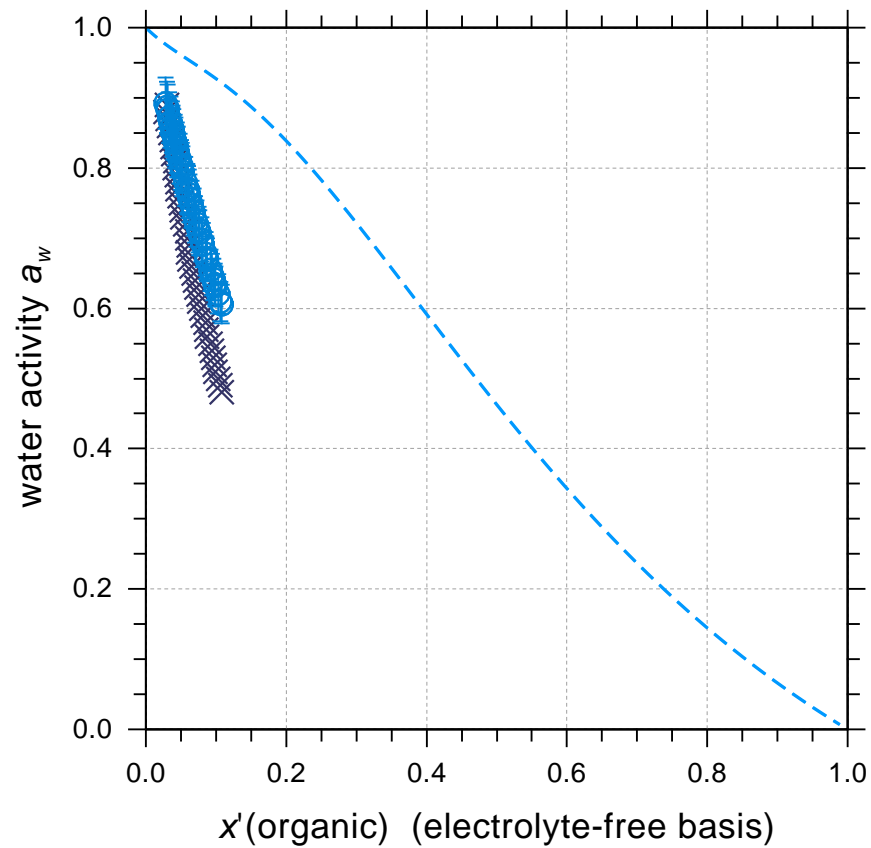
Temperature: 295 K

left y-axis:

× NaCl+GlutaricAcid+Water_EDB-aw_Pope

○ AIOMFAC water activity a_w

— AIOMFAC electrolyte-free solution a_w



initial weighting of dataset:
 $w^{init}(0958) = 1.000$
dataset contribution to F_{obj} :
 $fval(0958) = 1.7131E-01$
rel. contribution = 0.0815 %

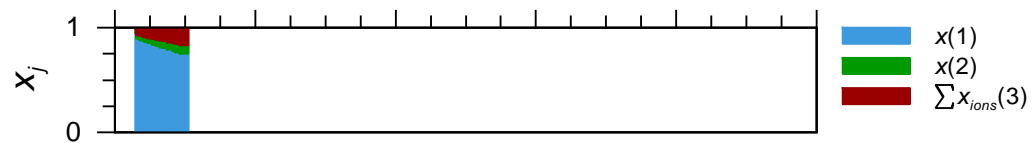
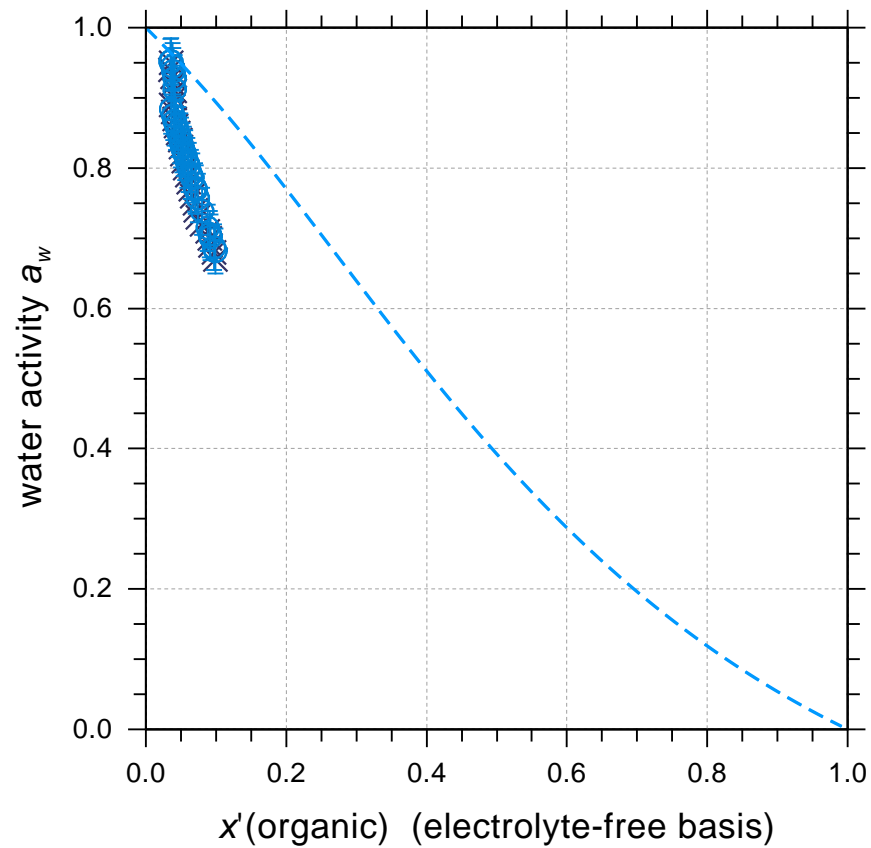
Fig. S0262 (AIOMFAC_output_0959)

H₂O (1) + Malonic_acid (2) + NaCl (3)

Temperature: 295 K

left y-axis:

- × NaCl+MalonicAcid+Water_EDB-aw_Pope
- AIOMFAC water activity a_w
- - - AIOMFAC electrolyte-free solution a_w



initial weighting of dataset:
 $w^{init}(0959) = 1.000$
dataset contribution to F_{obj} :
 $fval(0959) = 3.4013E-03$
rel. contribution = 0.0016 %

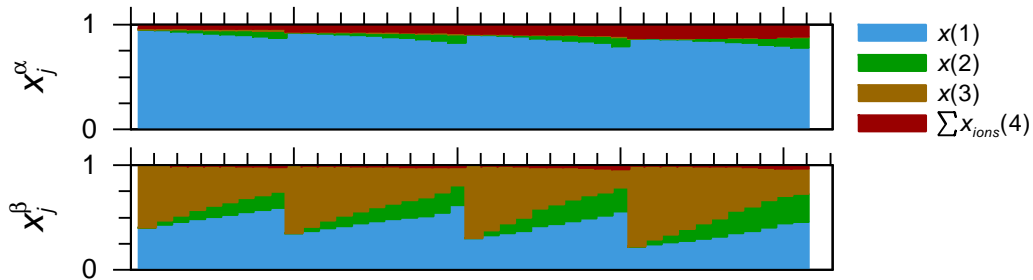
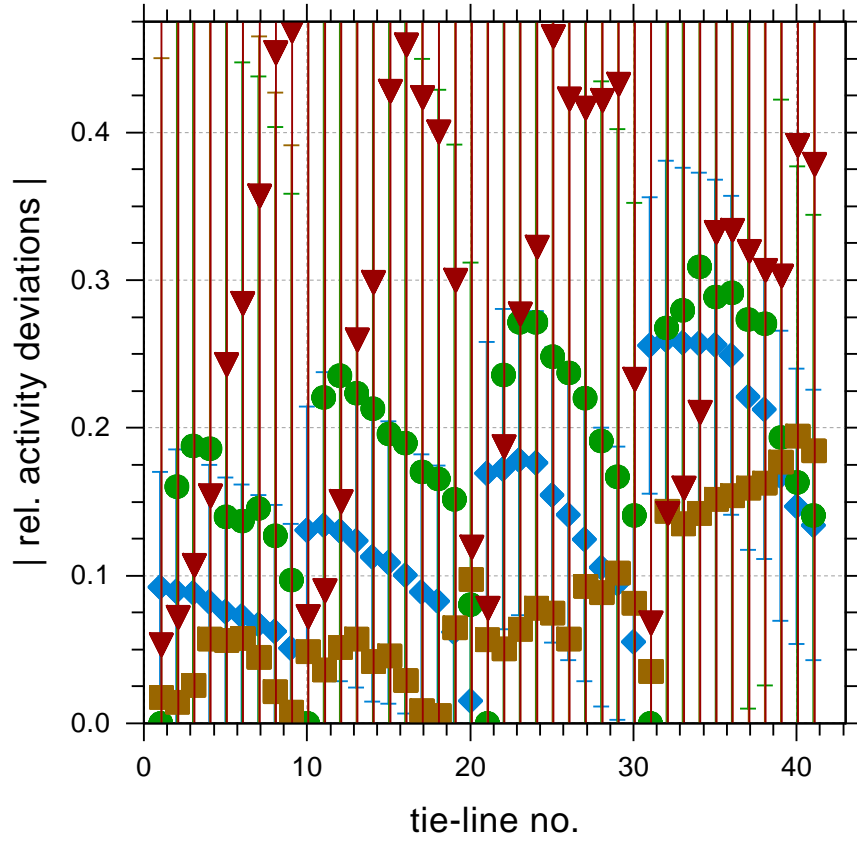
Fig. S0263 (AIOMFAC_output_0932)

H₂O (1) + Acetic_acid (2) + 1-Butanol (3) + NaCl (4)

Temperature: 298 K

left y-axis:

- ◆ AIOMFAC water (1) activity, rel. deviations
- AIOMFAC organic (2) activity, rel. deviations
- AIOMFAC organic (3) activity, rel. deviations
- ▼ AIOMFAC IAP, rel. deviations comp.(4)



initial weighting of dataset:
 $w^{init}(0932) = 1.000$
 dataset contribution to F_{obj} :
 $fval(0932) = 8.3059E-01$
 rel. contribution = 0.3950 %

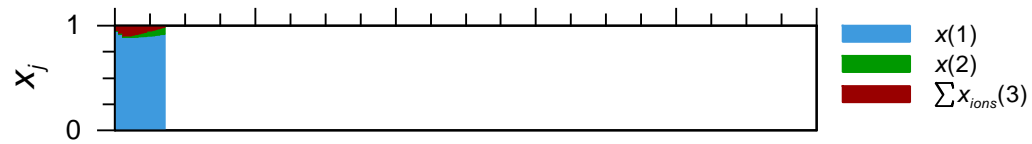
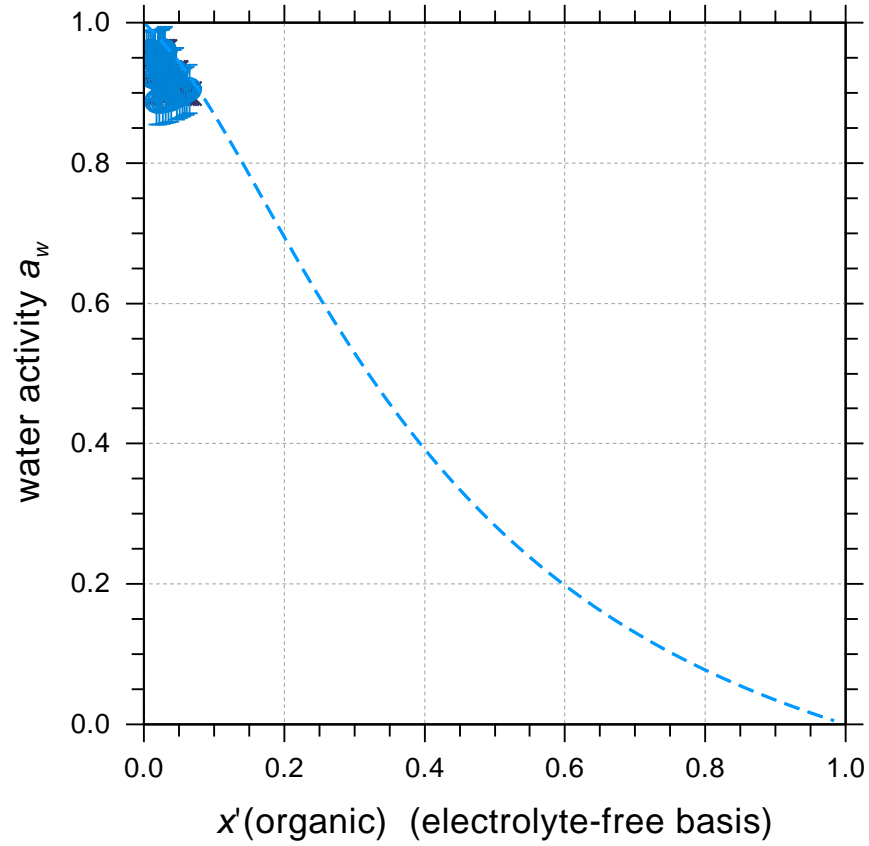
Fig. S0264 (AIOMFAC_output_0301)

H₂O (1) + Citric_acid (2) + NaNO₃ (3)

Temperature: 298 K

left y-axis:

- × NaNO₃+CitricAcid+Water_aw_Schunk
- AIOMFAC water activity a_w
- - - AIOMFAC electrolyte-free solution a_w



initial weighting of dataset:

$w^{init}(0301) = 2.000$

dataset contribution to F_{obj} :

$fval(0301) = 5.8517E-04$

rel. contribution = 0.0003 %

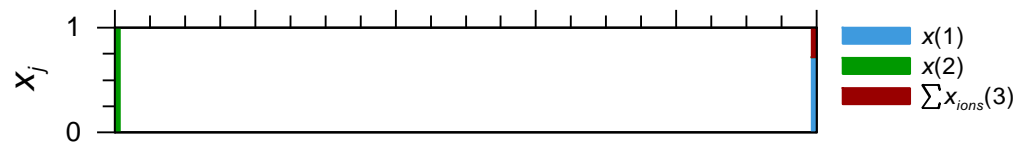
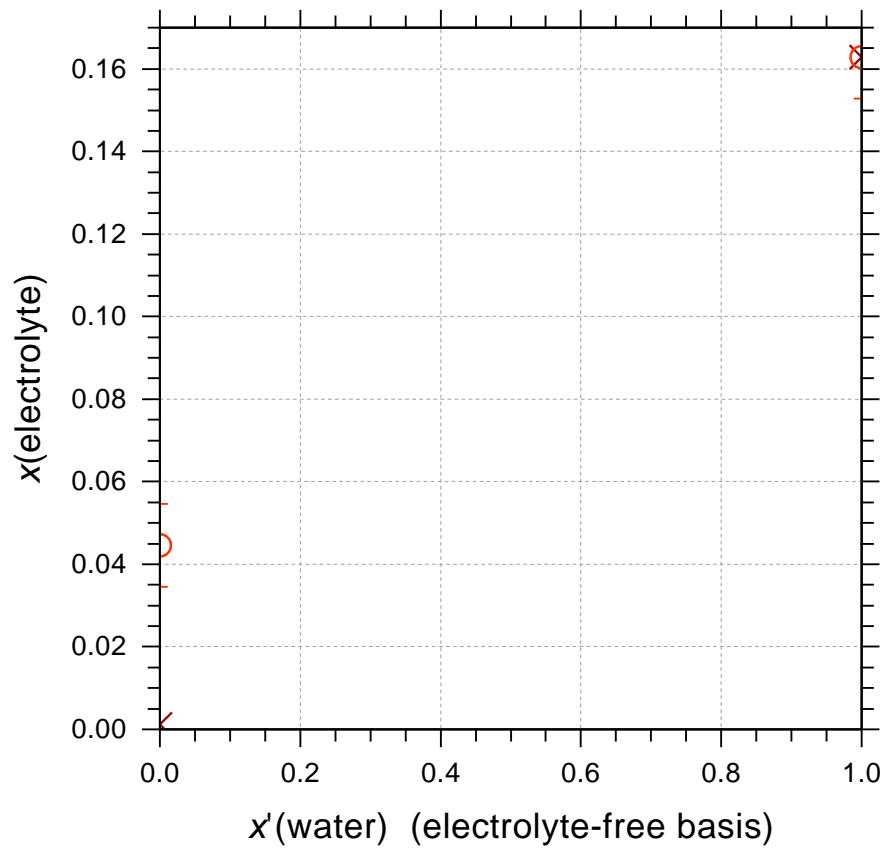
Fig. S0265 (AIOMFAC_output_0940)

H₂O (1) + Acetic_acid (2) + NaNO₃ (3)

Temperature: 298 K

left y-axis:

- × NaNO₃+AceticAcid+Water_SLE_Davidson
- AIOMFAC calc. SLE composition

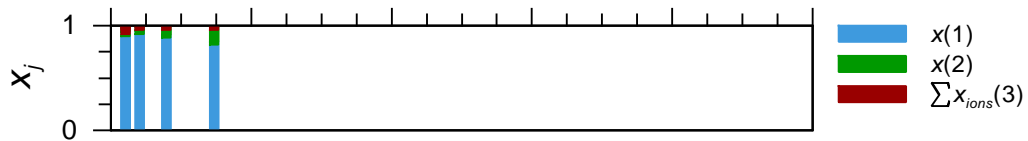
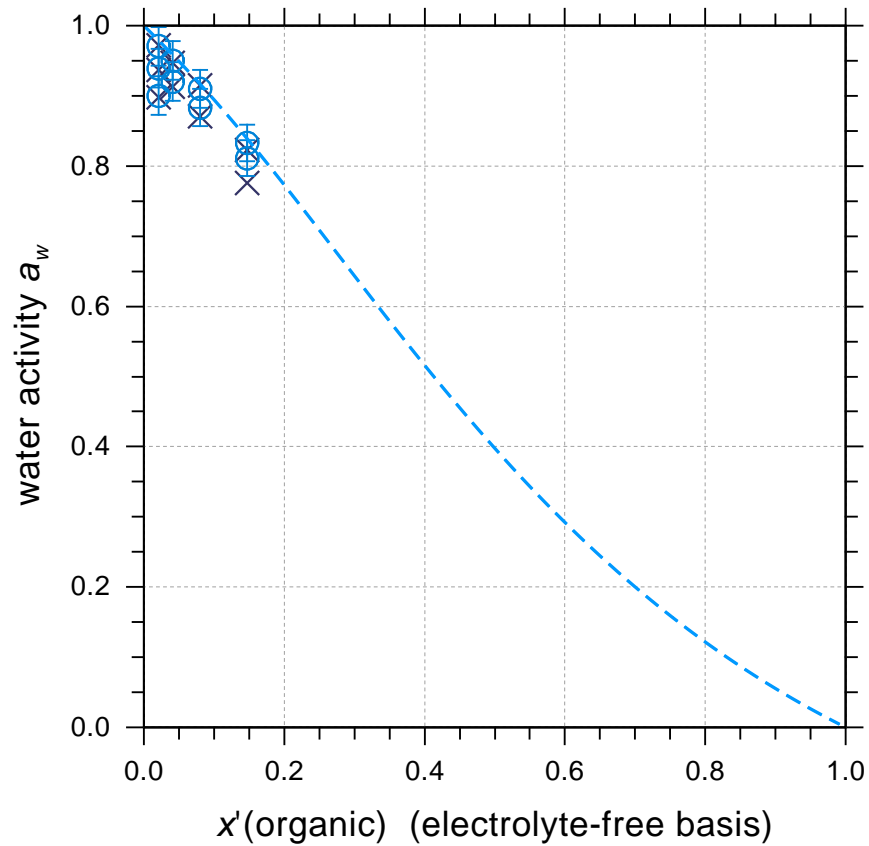


initial weighting of dataset:
 $w^{init}(0940) = 0.010$
dataset contribution to F_{obj} :
 $fval(0940) = 1.4992E-01$
rel. contribution = 0.0713 %

Fig. S0266 (AIOMFAC_output_0390)

H₂O (1) + Malonic_acid (2) + NH₄Br (3)

Temperature: 303 K



left y-axis:

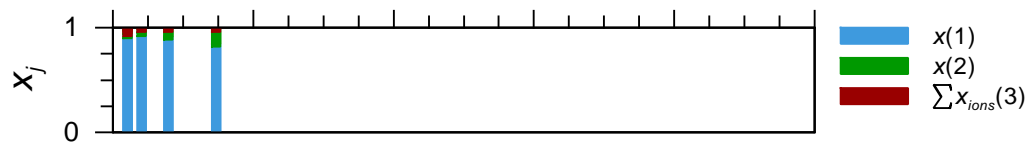
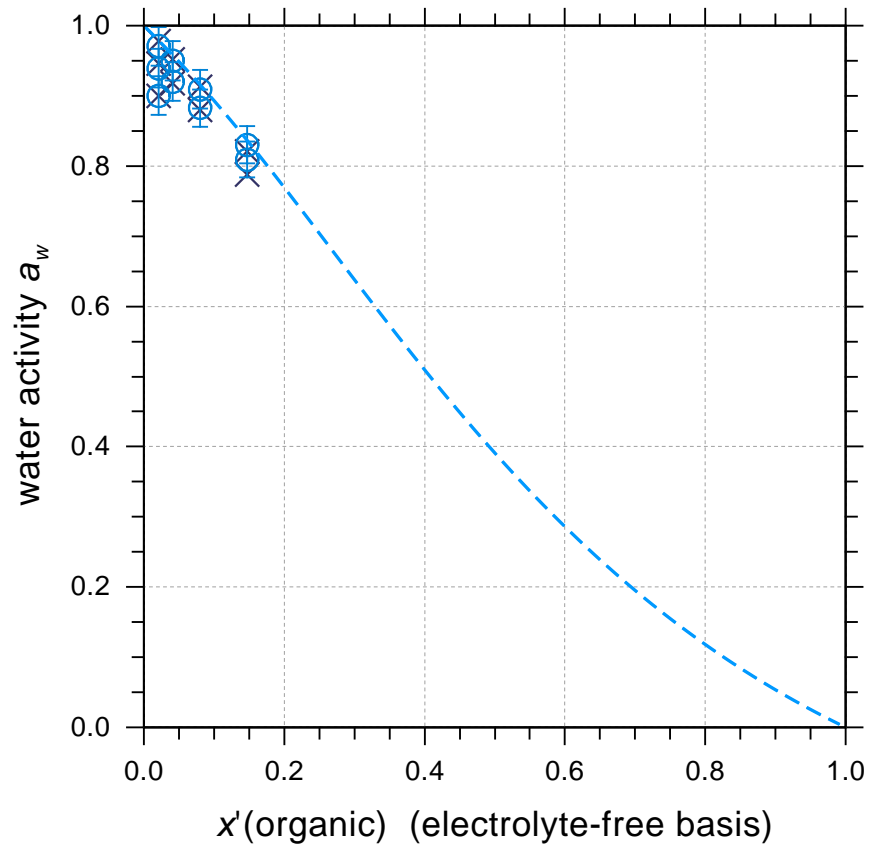
- × NH4Br+MalonicAcid+Water_aw_303K_Booth
- AIOMFAC water activity a_w
- - - AIOMFAC electrolyte-free solution a_w

initial weighting of dataset:
 $w^{init}(0390) = 2.000$
dataset contribution to F_{obj} :
 $fval(0390) = 4.7264E-03$
rel. contribution = 0.0022 %

Fig. S0267 (AIOMFAC_output_0391)

H₂O (1) + Malonic_acid (2) + NH₄Br (3)

Temperature: 293 K



left y-axis:

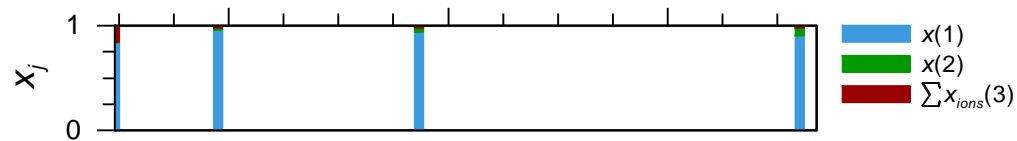
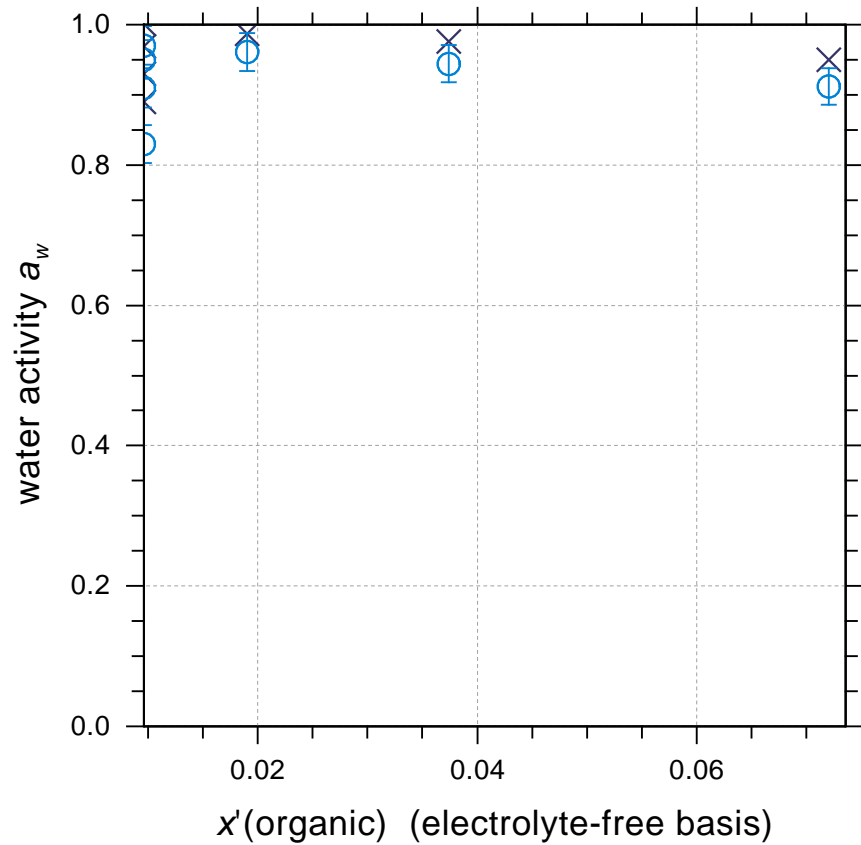
- × NH4Br+MalonicAcid+Water_aw_293K_Booth
- AIOMFAC water activity a_w
- - - AIOMFAC electrolyte-free solution a_w

initial weighting of dataset:
 $w^{init}(0391) = 2.000$
dataset contribution to F_{obj} :
 $fval(0391) = 1.8403E-03$
rel. contribution = 0.0009 %

Fig. S0268 (AIOMFAC_output_0970)

H₂O (1) + Maleic_acid (2) + NH₄Br (3)

Temperature: 293 K



left y-axis:

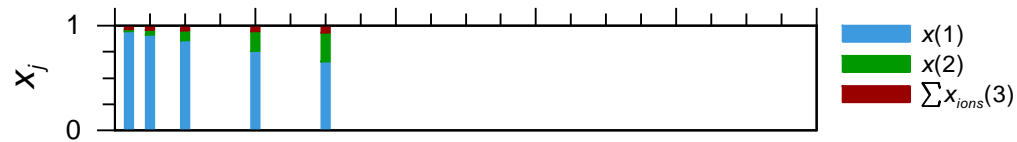
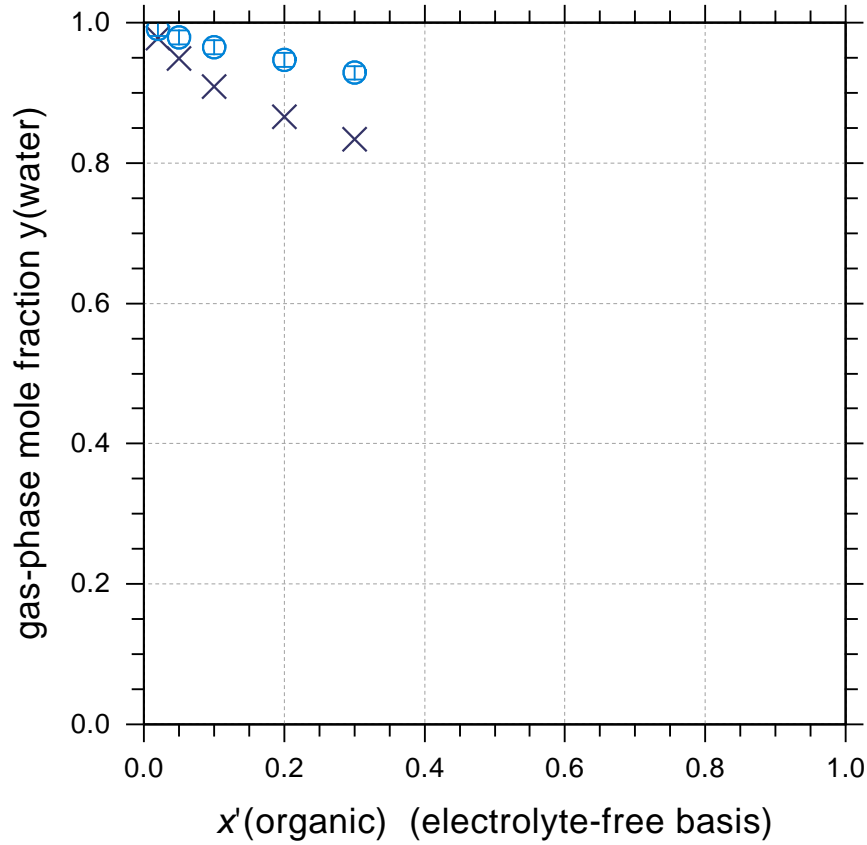
- × NH₄Br+MaleicAcid+Water_aw_Booth
- AIOMFAC water activity a_w

initial weighting of dataset:
 $w^{init}(0970) = 2.000$
dataset contribution to F_{obj} :
 $fval(0970) = 1.8369E-02$
rel. contribution = 0.0087 %

Fig. S0269 (AIOMFAC_output_0333)
 H₂O (1) + Propanoic_acid (2) + NH₄Cl (3)
 Temperature: 333 K

left y-axis:

- × NH4Cl+PropanoicAcid+Water_VLE_Banat_333K
- AIOMFAC gas-phase composition y(water)

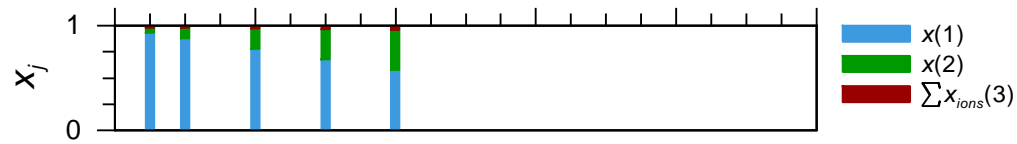
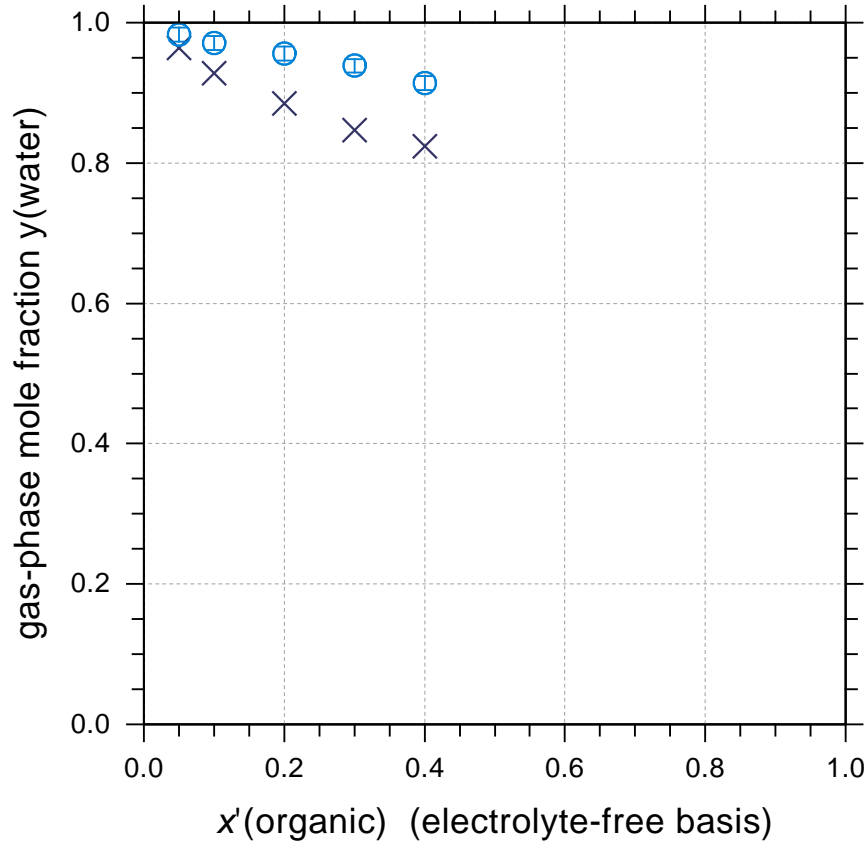


initial weighting of dataset:
 $w^{\text{init}}(0333) = 0.500$
 dataset contribution to F_{obj} :
 $\text{fval}(0333) = 1.2900\text{E-}02$
 rel. contribution = 0.0061 %

Fig. S0270 (AIOMFAC_output_0340)
 H₂O (1) + Propanoic_acid (2) + NH₄Cl (3)
 Temperature: 313 K

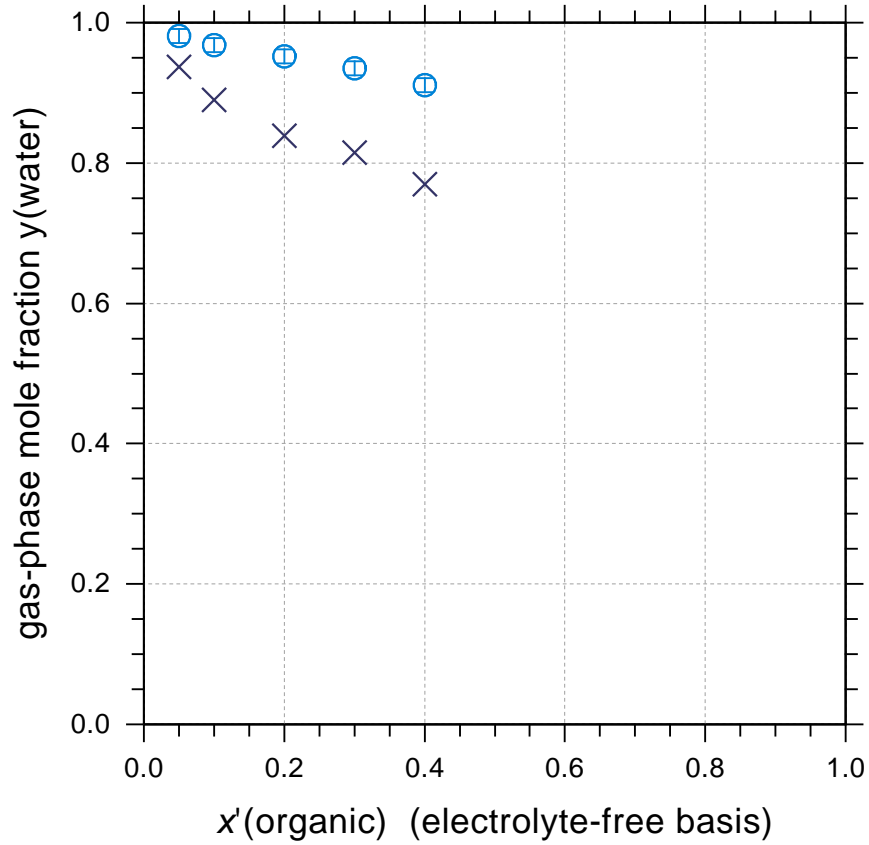
left y-axis:

- × NH4Cl+PropanoicAcid+Water_VLE_Banat_313K
- AIOMFAC gas-phase composition y(water)



initial weighting of dataset:
 $w^{init}(0340) = 0.500$
 dataset contribution to F_{obj} :
 $fval(0340) = 1.5864E-02$
 rel. contribution = 0.0075 %

Fig. S0271 (AIOMFAC_output_0341)
 H₂O (1) + Propanoic_acid (2) + NH₄Cl (3)
 Temperature: 323 K



left y-axis:

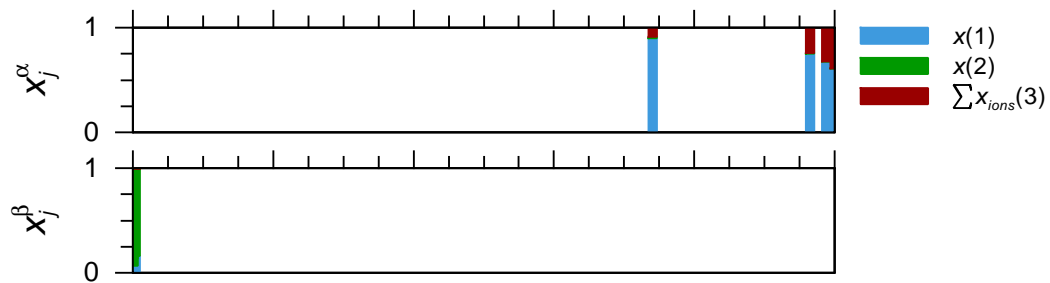
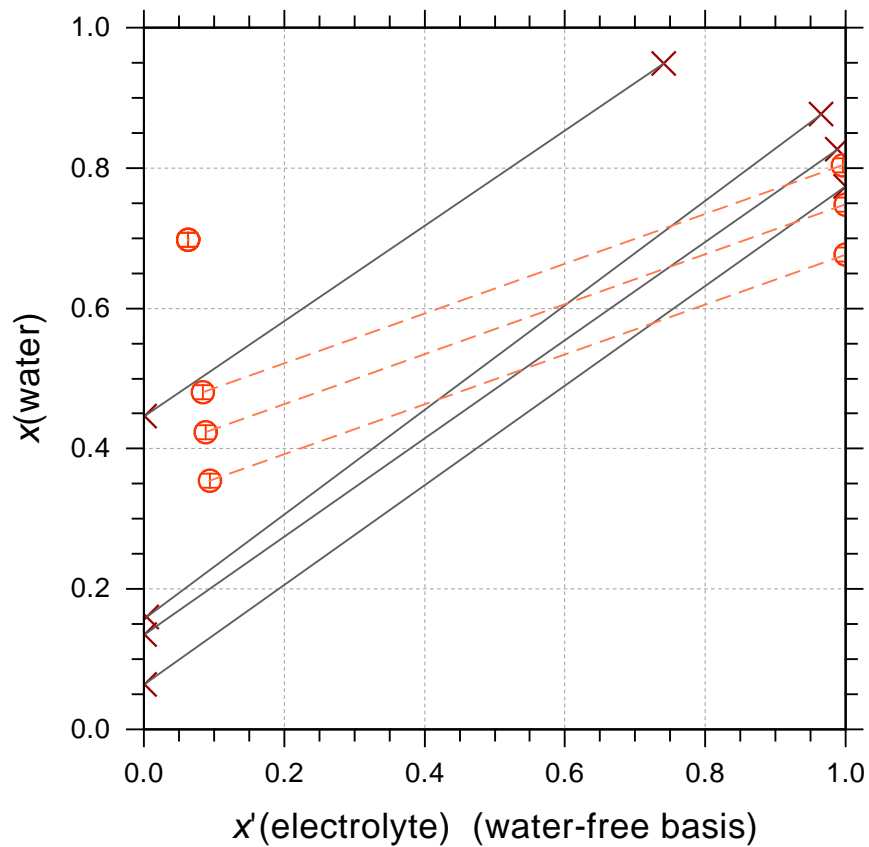
- × NH₄Cl+PropanoicAcid+Water_VLE_Banat_323K
- AIOMFAC gas-phase composition y(water)

initial weighting of dataset:
 $w^{init}(0341) = 0.500$
 dataset contribution to F_{obj} :
 $fval(0341) = 4.0326E-02$
 rel. contribution = 0.0192 %

Fig. S0272 (AIOMFAC_output_1052)
 H_2O (1) + Methacrylic_acid (2) + NH_4HSO_4 (3)
 Temperature: 298 K

left y-axis:

- × $\text{NH}_4\text{HSO}_4 + \text{MethacrylicAcid} + \text{Water_LLE_Obmelyukhina}$
- AIOMFAC calc. LLE composition

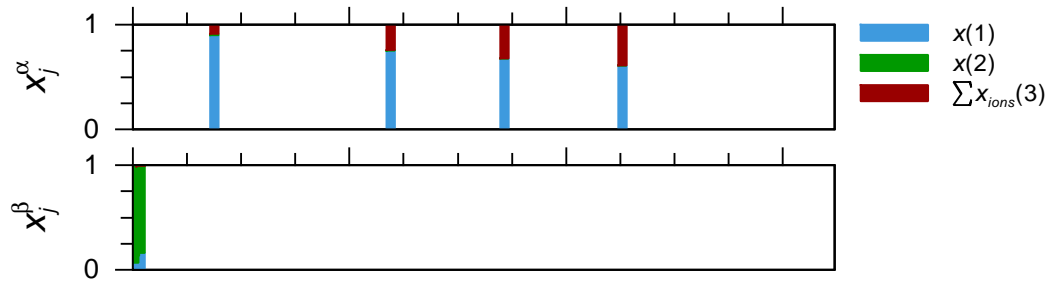
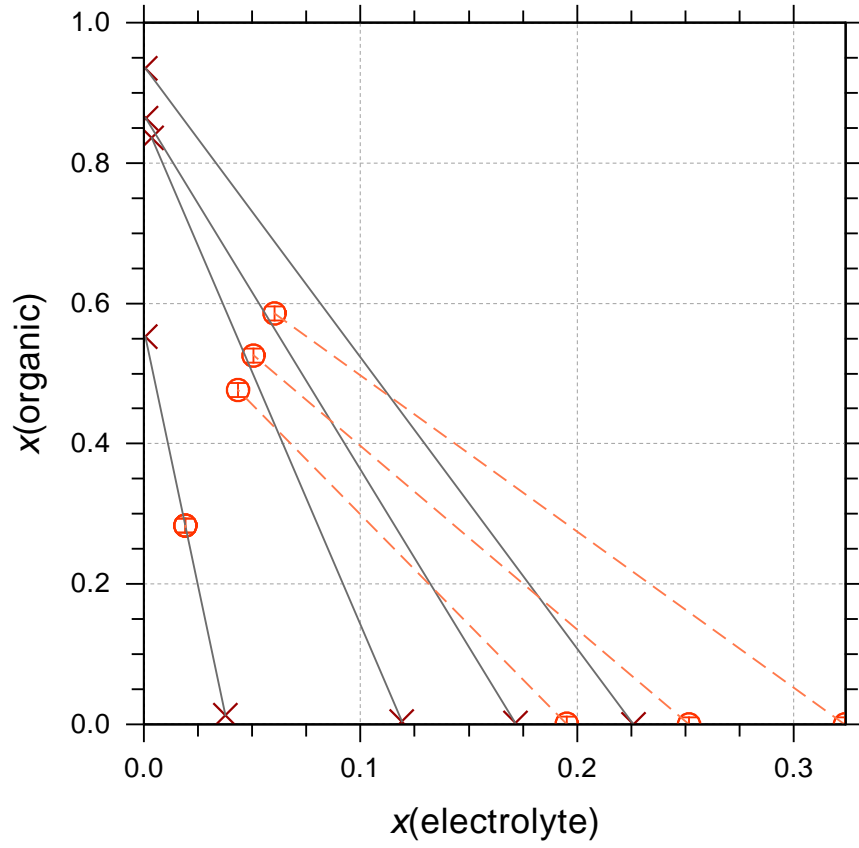


initial weighting of dataset:
 $w^{init}(1052) = 0.010$
 dataset contribution to F_{obj} :
 $fval(1052) = 3.4664\text{E-}02$
 rel. contribution = 0.0165 %

Fig. S0272a (AIOMFAC_output_1052)

H₂O (1) + Methacrylic_acid (2) + NH₄HSO₄ (3)

Temperature: 298 K



left y-axis:

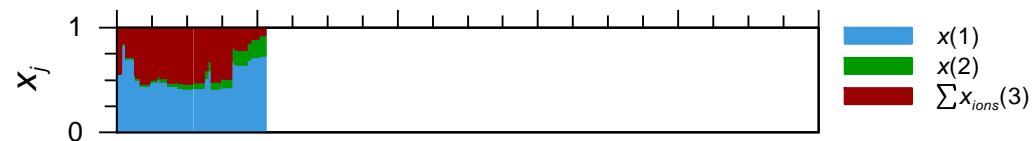
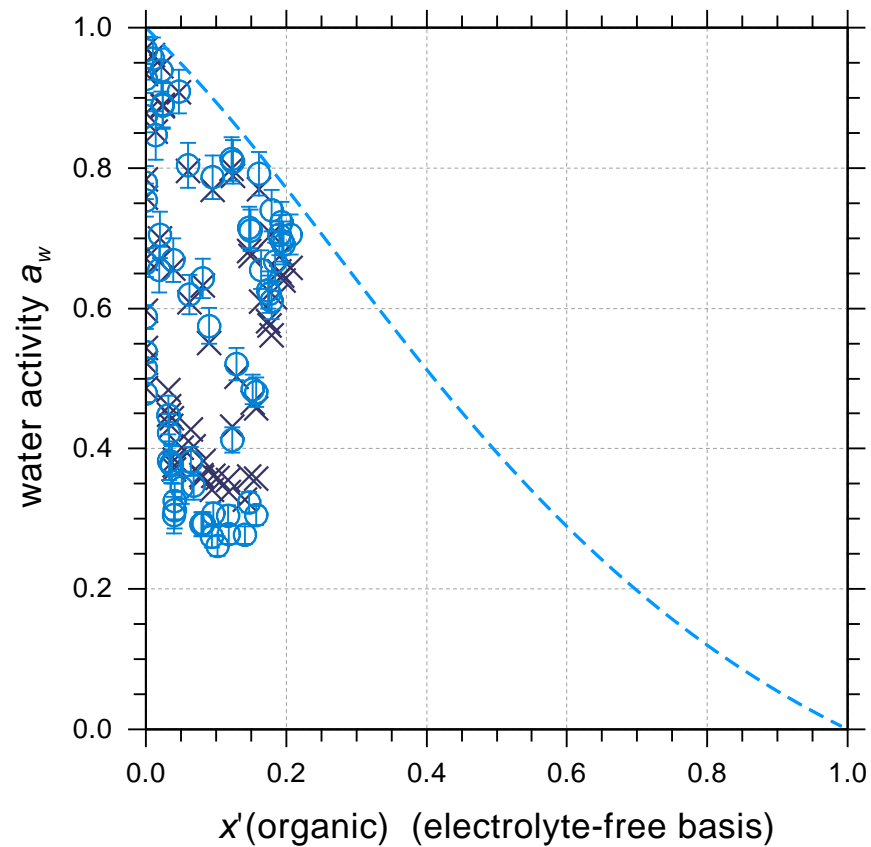
- × NH₄HSO₄+MethacrylicAcid+Water_LLE_Obmelyukhina
- AIOMFAC calc. LLE composition

initial weighting of dataset:
 $w^{init}(1052) = 0.010$
 dataset contribution to F_{obj} :
 $fval(1052) = 3.4664E-02$
 rel. contribution = 0.0165 %

Fig. S0273 (AIOMFAC_output_0272)
 H_2O (1) + Malonic_acid (2) + NH_4HSO_4 (3)
 Temperature: 298 K

left y-axis:

- × NH4HSO4+MalonicAcid+Water_aw_Salcedo
- AIOMFAC water activity a_w
- - - AIOMFAC electrolyte-free solution a_w

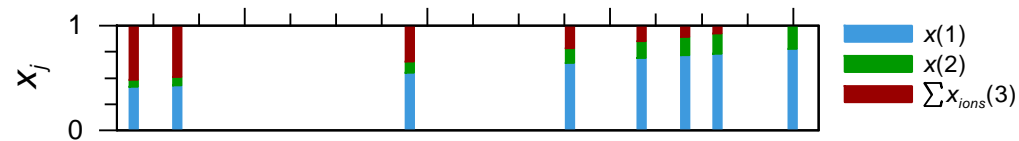
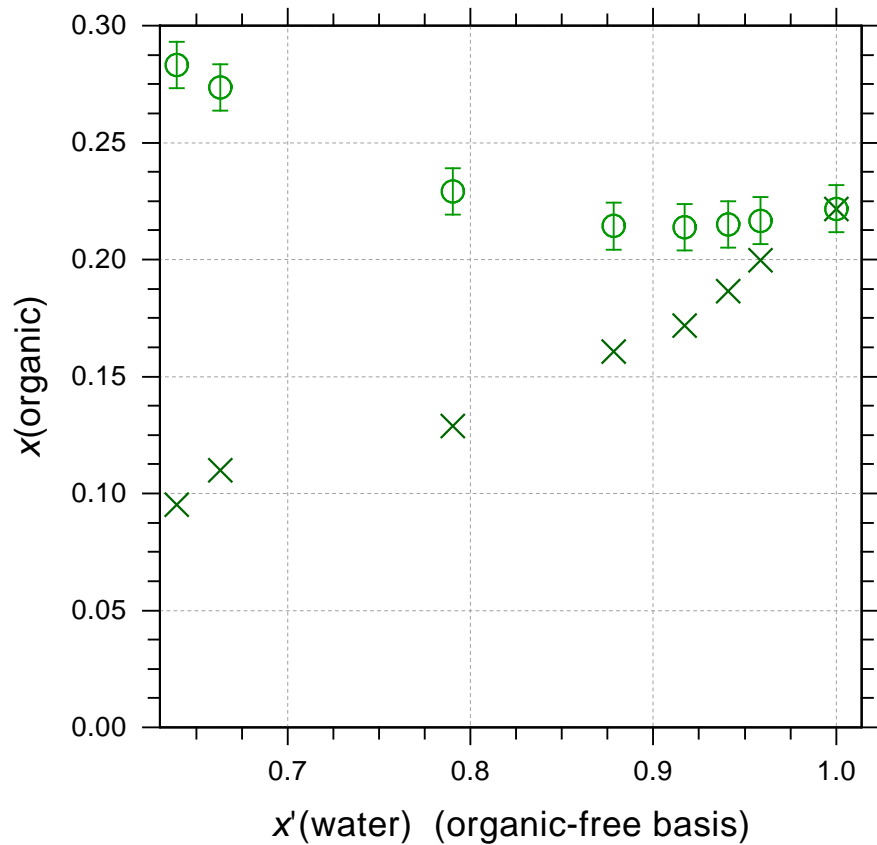


initial weighting of dataset:
 $w^{init}(0272) = 2.000$
 dataset contribution to F_{obj} :
 $fval(0272) = 1.7932\text{E-}01$
 rel. contribution = 0.0853 %

Fig. S0274 (AIOMFAC_output_0273)
 H_2O (1) + Malonic_acid (2) + NH_4HSO_4 (3)
 Temperature: 298 K

left y-axis:

- × NH4HSO4+MalonicAcid+Water_SLE-org_Salcedo
- AIOMFAC calc. SLE composition

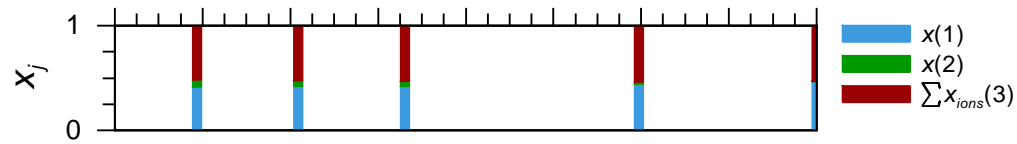
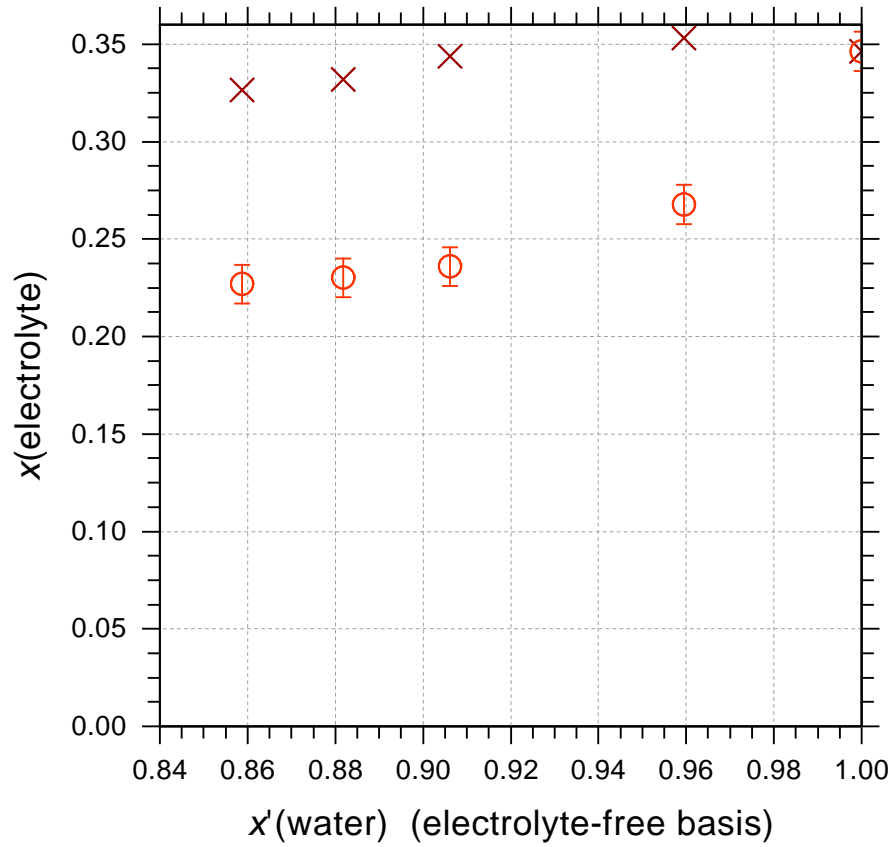


initial weighting of dataset:
 $w^{\text{init}}(0273) = 1.000$
 dataset contribution to F_{obj} :
 $\text{fval}(0273) = 5.9522\text{E}+00$
 rel. contribution = 2.8305 %

Fig. S0275 (AIOMFAC_output_0274)
 H_2O (1) + Malonic_acid (2) + NH_4HSO_4 (3)
 Temperature: 298 K

left y-axis:

- × NH4HSO4+MalonicAcid+Water_SLE-salt_Salcedo
- AIOMFAC calc. SLE composition



initial weighting of dataset:
 $w^{\text{init}}(0274) = 1.000$
 dataset contribution to F_{obj} :
 $\text{fval}(0274) = 4.7635\text{E-}01$
 rel. contribution = 0.2265 %

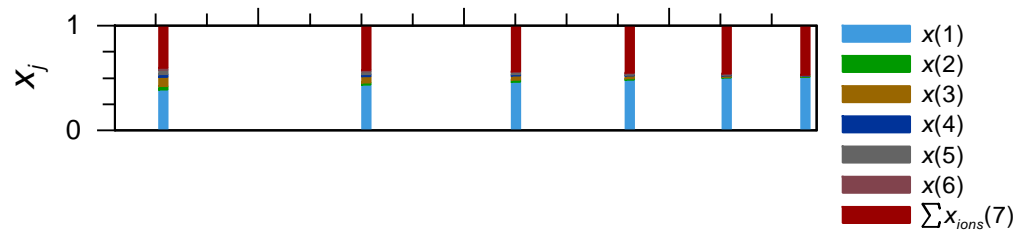
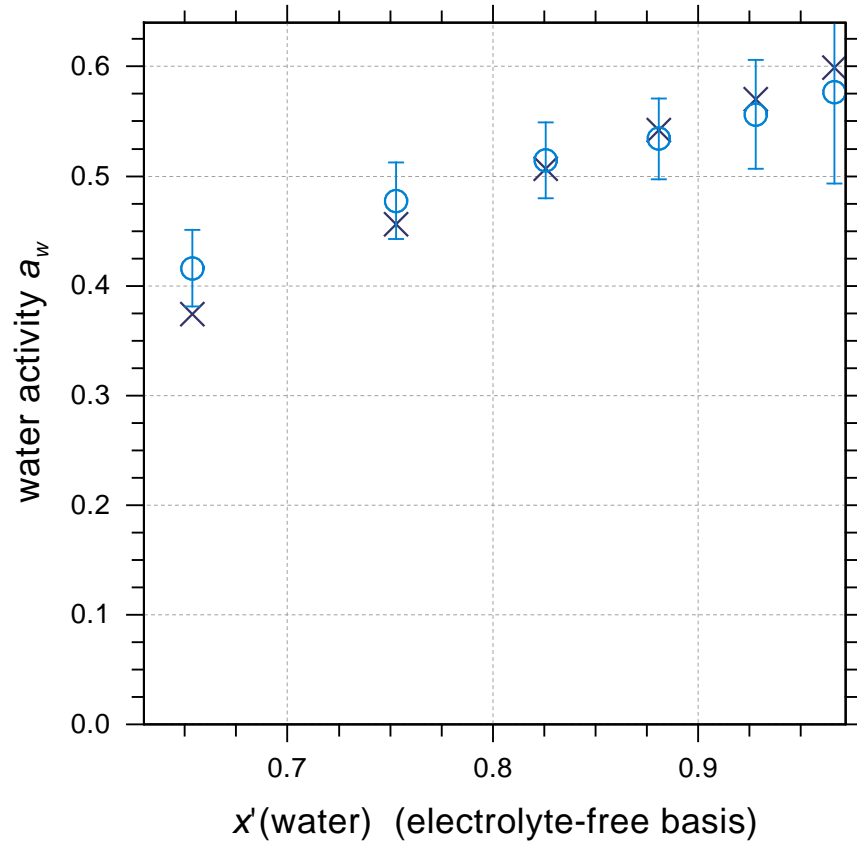
left y-axis:

- × NH4NO3+DicarboxylicAcidsMixtureM5+Water_aw_Marcolli
- AIOMFAC water activity a_w

Fig. S0276 (AIOMFAC_output_0288)

H₂O (1) + Malic_acid (2) + Malonic_acid (3) + Maleic_acid (4) + Glutaric_acid (5) + Methylsuccinic_acid (6) + NH₄NO₃ (7)

Temperature: 298 K



initial weighting of dataset:

$$w^{init}(0288) = 2.000$$

dataset contribution to F_{obj} :

$$fval(0288) = 2.8847E-02$$

$$\text{rel. contribution} = 0.0137 \%$$

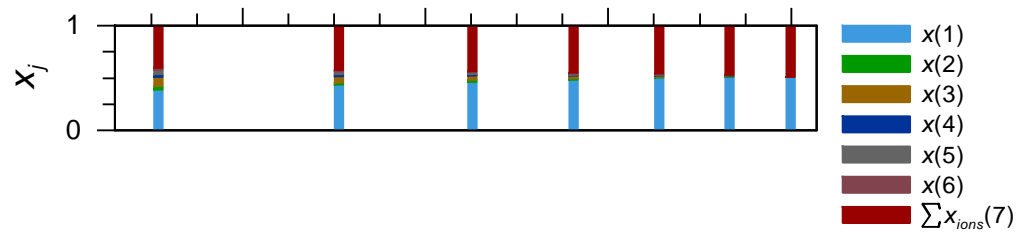
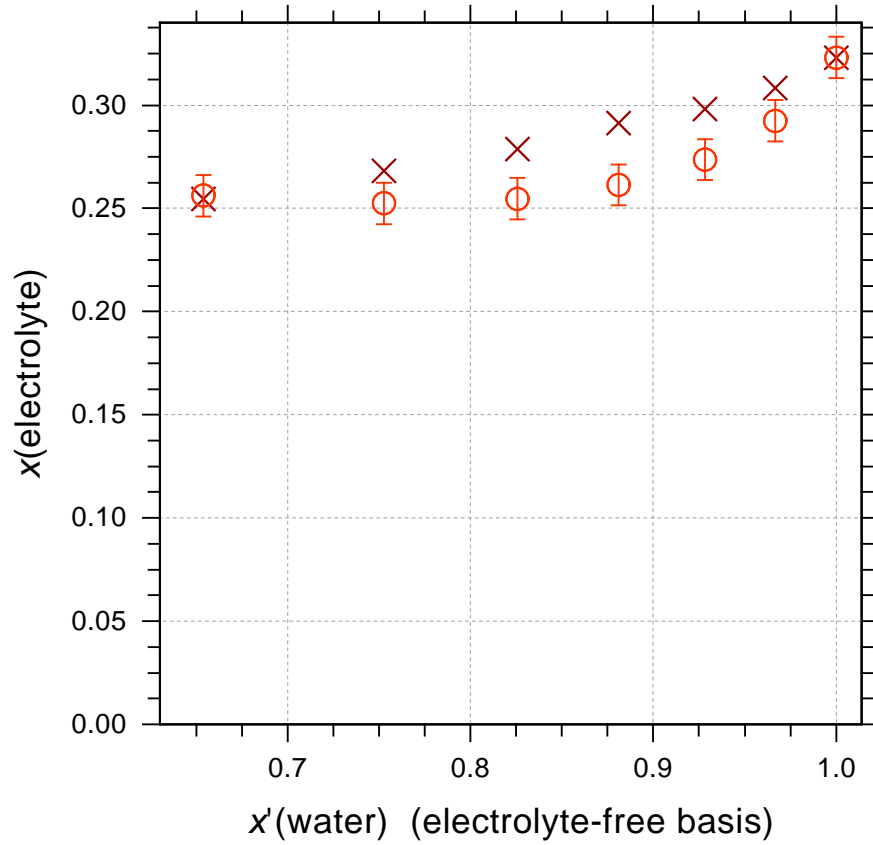
left y-axis:

- × NH4NO3+DicarboxylicAcidsMixtureM5+Water_SLE-salt_Marcolli
- AIOMFAC calc. SLE composition

Fig. S0277 (AIOMFAC_output_0289)

H₂O (1) + Malic_acid (2) + Malonic_acid (3) + Maleic_acid (4) + Glutaric_acid (5) + Methylsuccinic_acid (6) + NH₄NO₃ (7)

Temperature: 298 K



initial weighting of dataset:

$$w^{init}(0289) = 1.000$$

dataset contribution to F_{obj} :

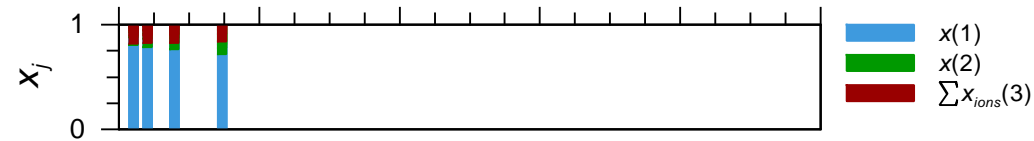
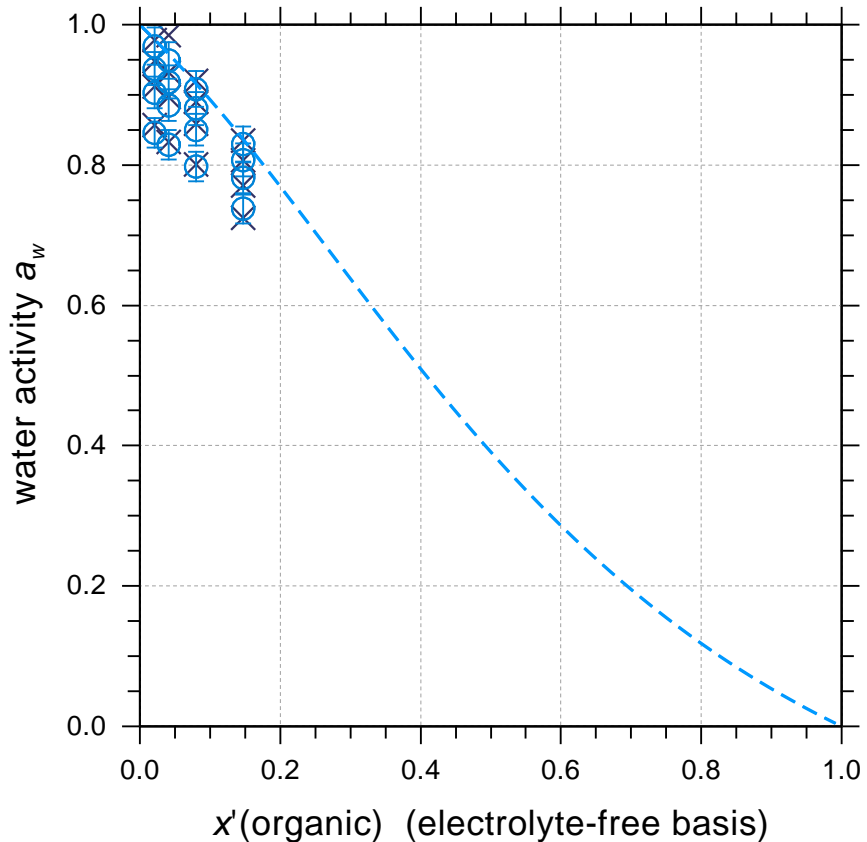
$$fval(0289) = 4.2440E-02$$

rel. contribution = 0.0202 %

Fig. S0278 (AIOMFAC_output_0382)
 H₂O (1) + Malonic_acid (2) + NH₄NO₃ (3)
 Temperature: 293 K

left y-axis:

- × NH4NO3+MalonicAcid+Water_aw_293K_Booth
- AIOMFAC water activity a_w
- - - AIOMFAC electrolyte-free solution a_w

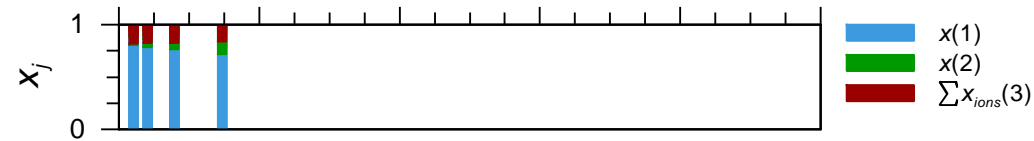
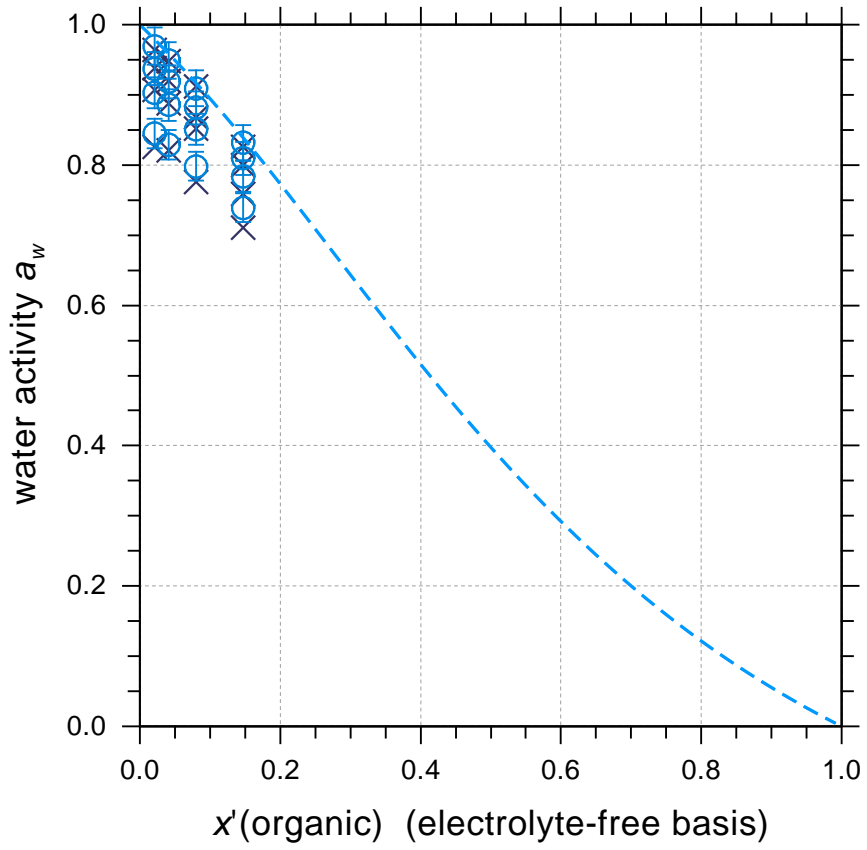


initial weighting of dataset:
 $w^{init}(0382) = 2.000$
 dataset contribution to F_{obj} :
 $fval(0382) = 3.7377E-03$
 rel. contribution = 0.0018 %

Fig. S0279 (AIOMFAC_output_0383)
 H₂O (1) + Malonic_acid (2) + NH₄NO₃ (3)
 Temperature: 303 K

left y-axis:

- × NH4NO3+MalonicAcid+Water_aw_303K_Booth
- AIOMFAC water activity a_w
- - - AIOMFAC electrolyte-free solution a_w



initial weighting of dataset:
 $w^{init}(0383) = 2.000$
 dataset contribution to F_{obj} :
 $fval(0383) = 5.4510E-03$
 rel. contribution = 0.0026 %

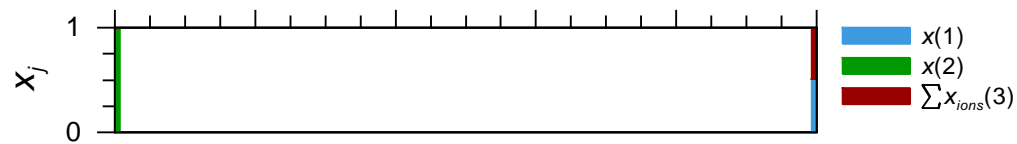
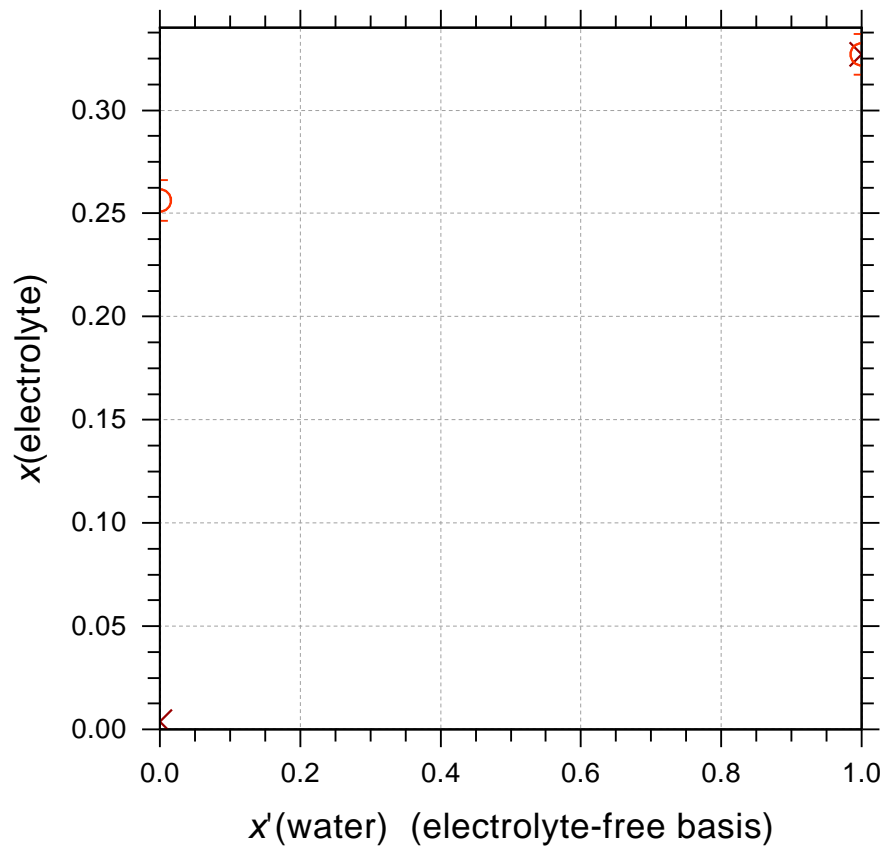
Fig. S0280 (AIOMFAC_output_0942)

H₂O (1) + Acetic_acid (2) + NH₄NO₃ (3)

Temperature: 298 K

left y-axis:

- × NH₄NO₃+AceticAcid+Water_SLE_Davidson
- AIOMFAC calc. SLE composition



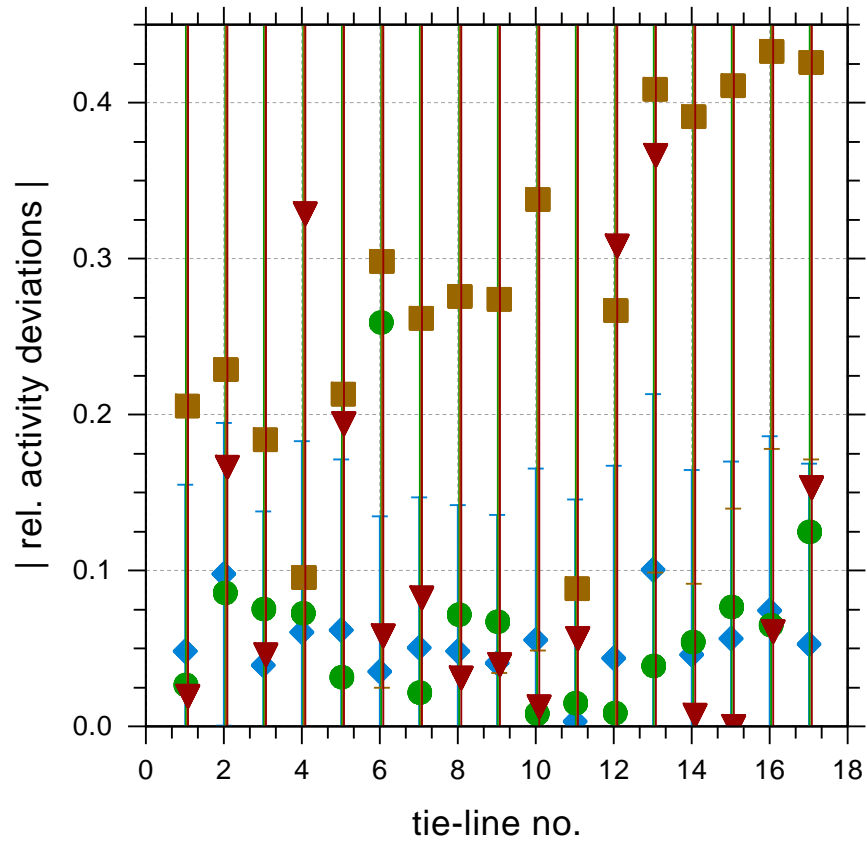
initial weighting of dataset:
 $w^{init}(0942) = 0.010$
dataset contribution to F_{obj} :
 $fval(0942) = 3.4004E+00$
rel. contribution = 1.6170 %

left y-axis:

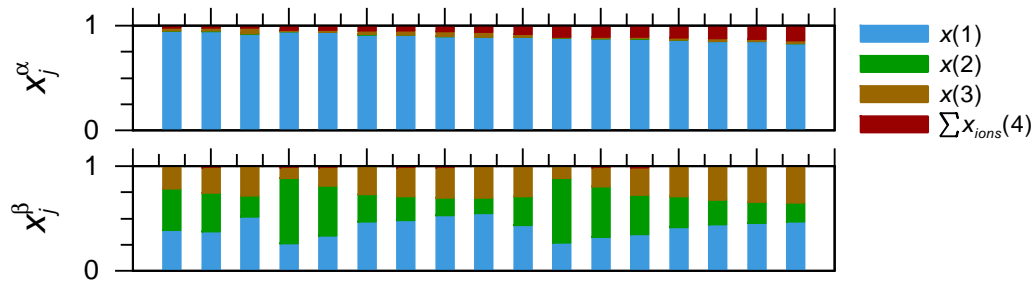
Fig. S0281 (AIOMFAC_output_0305)

H₂O (1) + 4-Methyl-2-pentanone (2) + Propanoic_acid (3) + (NH₄)₂SO₄ (4)

Temperature: 308 K



- ◆ AIOMFAC water (1) activity, rel. deviations
- AIOMFAC organic (2) activity, rel. deviations
- AIOMFAC organic (3) activity, rel. deviations
- ▼ AIOMFAC IAP, rel. deviations comp.(4)



initial weighting of dataset:
 $w^{init}(0305) = 1.000$
 dataset contribution to F_{obj} :
 $fval(0305) = 6.3967E-01$
 rel. contribution = 0.3042 %

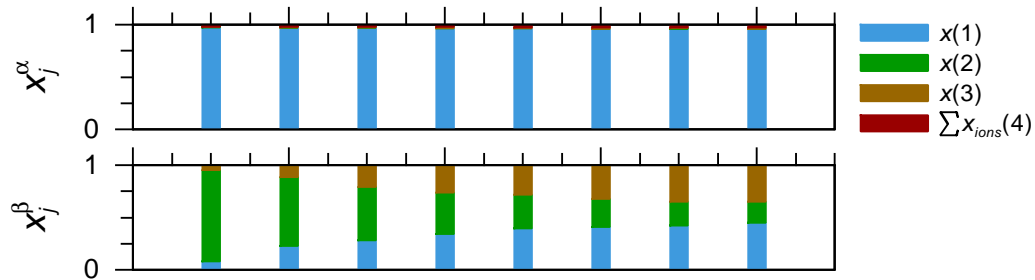
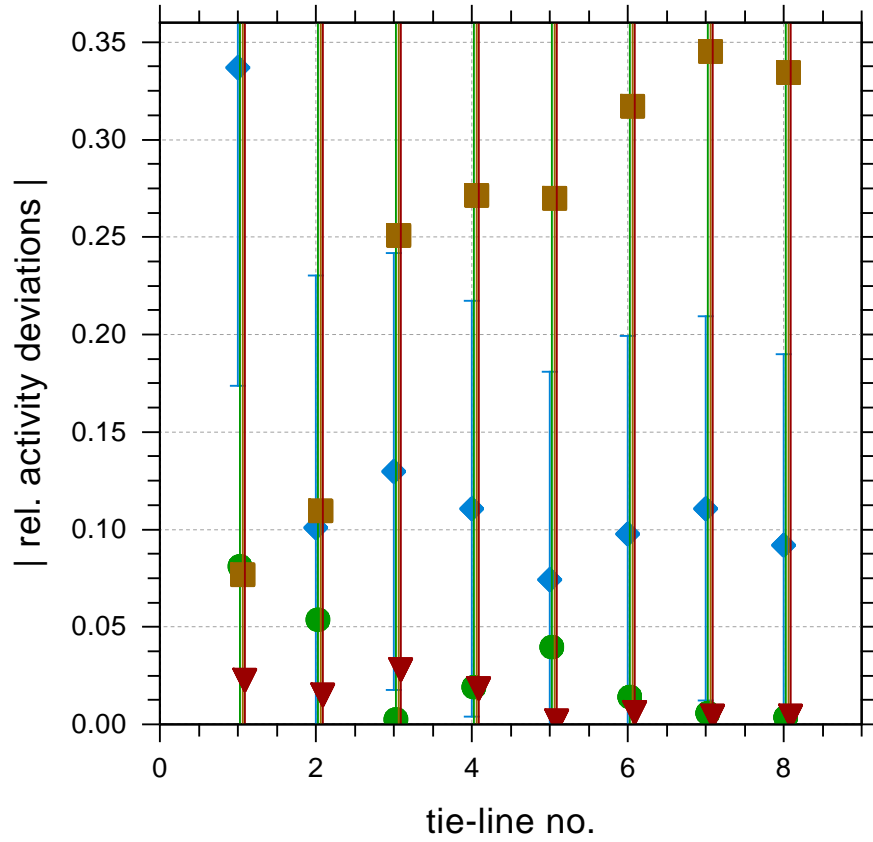
left y-axis:

Fig. S0282 (AIOMFAC_output_0309)

H₂O (1) + 4-Methyl-2-pentanone (2) + Butyric_acid (3) + (NH₄)₂SO₄ (4)

Temperature: 308 K

- ◆ AIOMFAC water (1) activity, rel. deviations
- AIOMFAC organic (2) activity, rel. deviations
- AIOMFAC organic (3) activity, rel. deviations
- ▼ AIOMFAC IAP, rel. deviations comp.(4)



initial weighting of dataset:

$$w^{init}(0309) = 1.000$$

dataset contribution to F_{obj} :

$$fval(0309) = 4.7581E-01$$

$$rel. contribution = 0.2263 \%$$

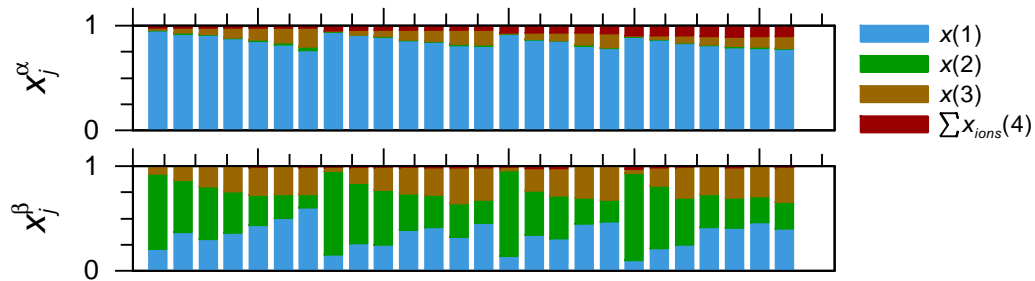
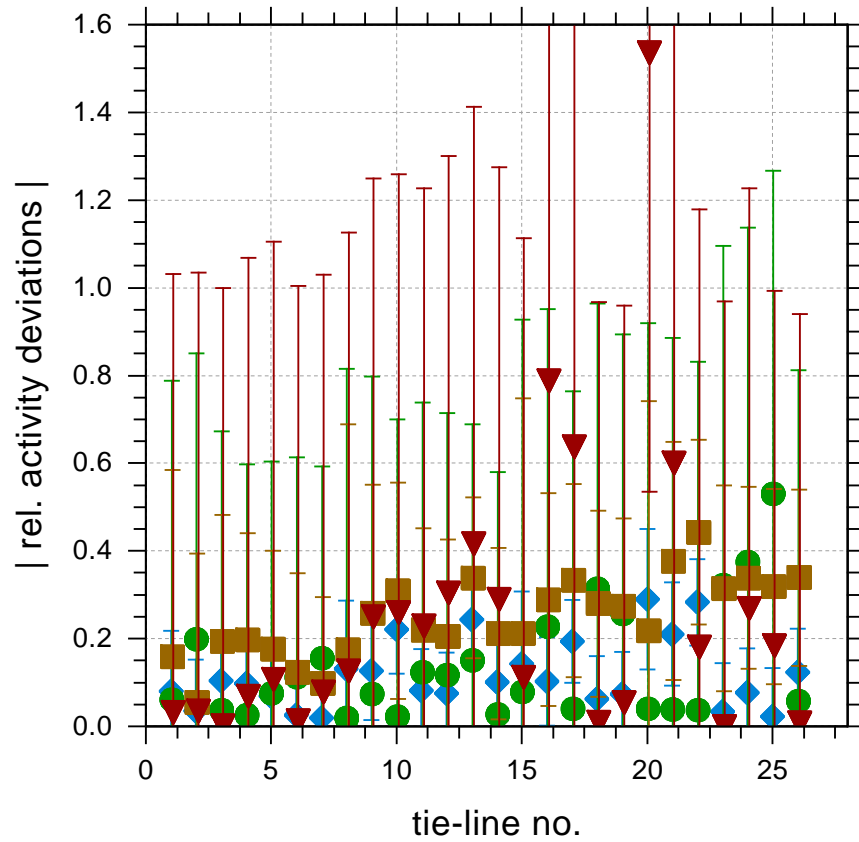
left y-axis:

Fig. S0283 (AIOMFAC_output_0316)

H₂O (1) + 4-Methyl-2-pentanone (2) + Acetic_acid (3) + (NH₄)₂SO₄ (4)

Temperature: 308 K

- ◆ AIOMFAC water (1) activity, rel. deviations
- AIOMFAC organic (2) activity, rel. deviations
- AIOMFAC organic (3) activity, rel. deviations
- ▼ AIOMFAC IAP, rel. deviations comp.(4)



initial weighting of dataset:
 $w^{init}(0316) = 1.000$
dataset contribution to F_{obj} :
 $fval(0316) = 1.4796E+00$
rel. contribution = 0.7036 %

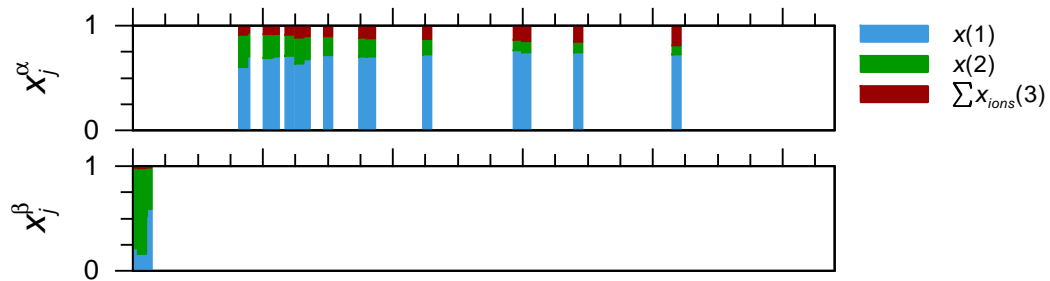
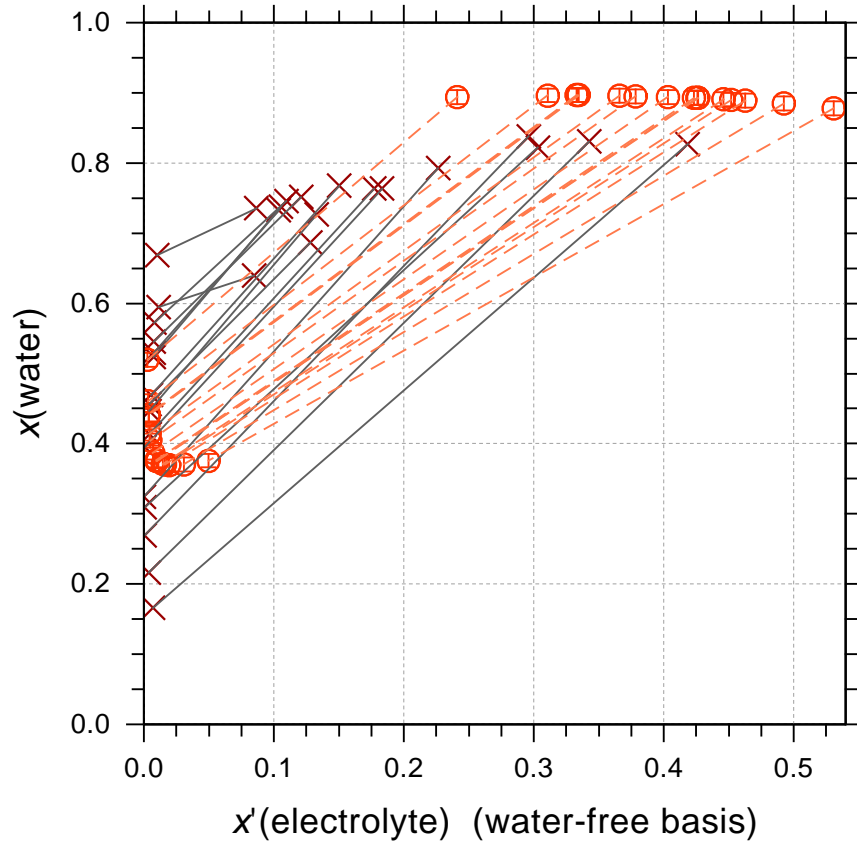
Fig. S0284 (AIOMFAC_output_1050)

H₂O (1) + Acetone (2) + CaCl₂ (3)

Temperature: 296 K

left y-axis:

- × CaCl₂+Acetone+Water_LLE_Bourayou_1
- AIOMFAC calc. LLE composition



initial weighting of dataset:
 $w^{init}(1050) = 1.000$
 dataset contribution to F_{obj} :
 $fval(1050) = 1.0964E+00$
 rel. contribution = 0.5214 %

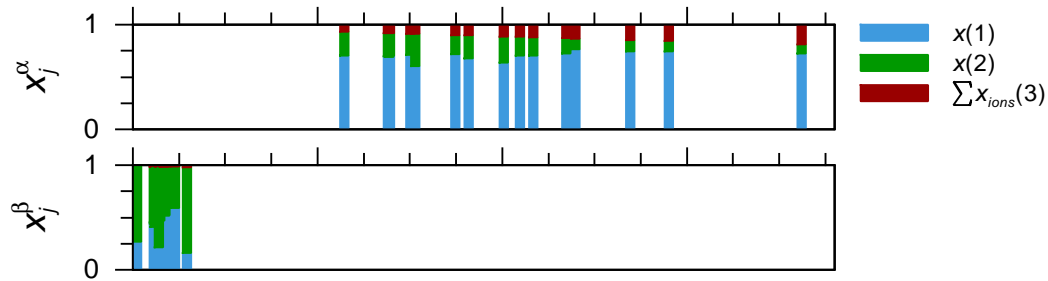
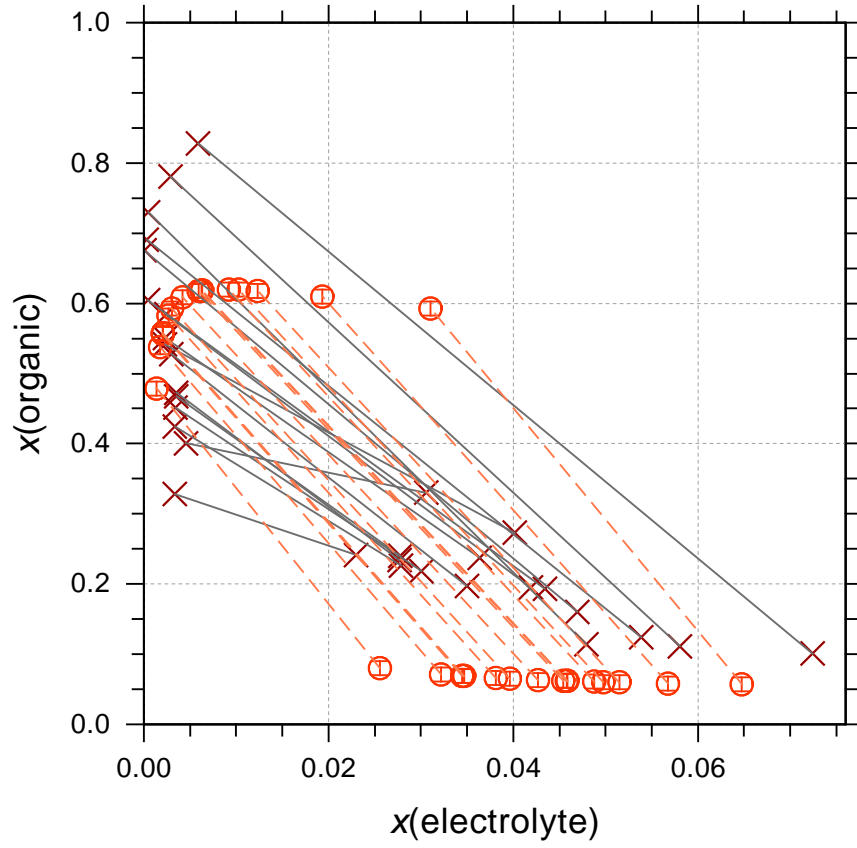
Fig. S0284a (AIOMFAC_output_1050)

H₂O (1) + Acetone (2) + CaCl₂ (3)

Temperature: 296 K

left y-axis:

- × CaCl₂+Acetone+Water_LLE_Bourayou_1
- AIOMFAC calc. LLE composition



initial weighting of dataset:
 $w^{init}(1050) = 1.000$
 dataset contribution to F_{obj} :
 $fval(1050) = 1.0964E+00$
 rel. contribution = 0.5214 %

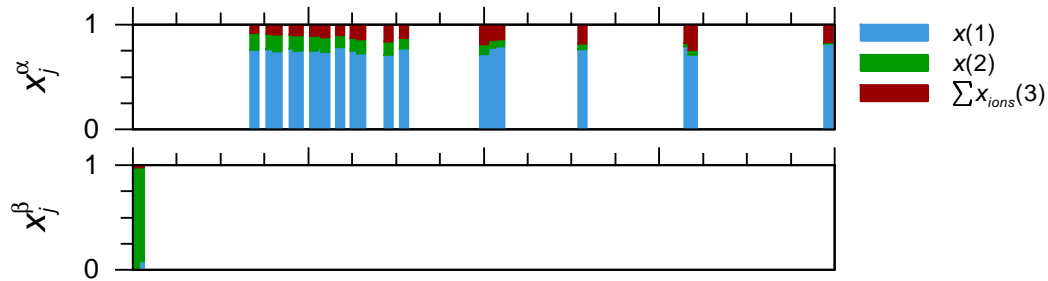
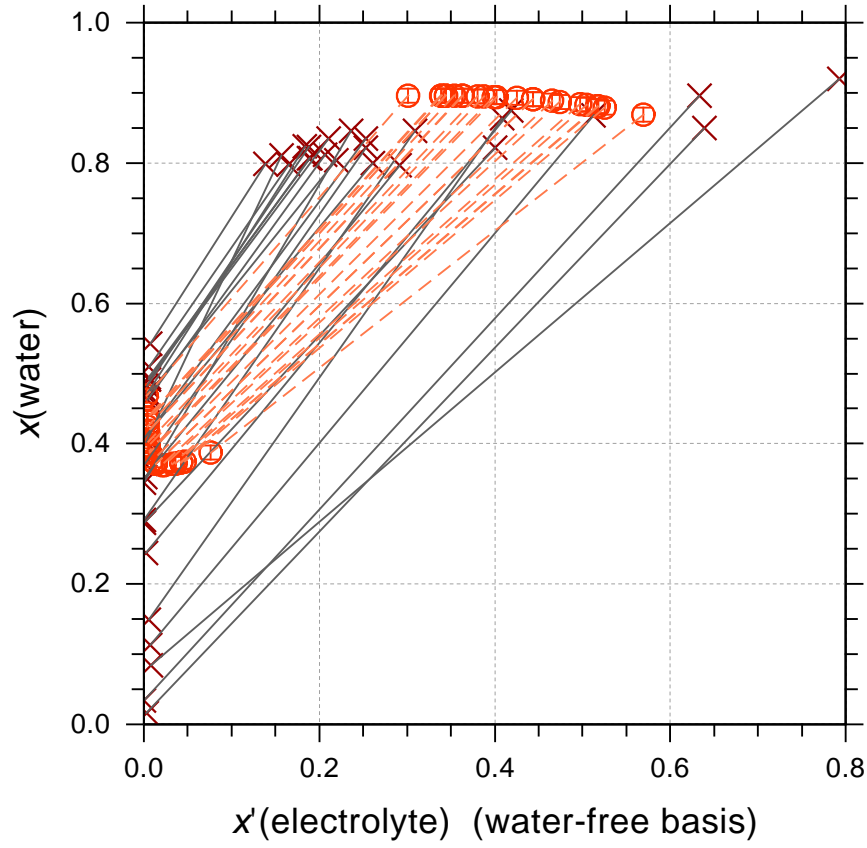
Fig. S0285 (AIOMFAC_output_1051)

H₂O (1) + Acetone (2) + CaCl₂ (3)

Temperature: 296 K

left y-axis:

- × CaCl₂+Acetone+Water_LLE_Bourayou_2
- AIOMFAC calc. LLE composition



initial weighting of dataset:
 $w^{init}(1051) = 1.000$
 dataset contribution to F_{obj} :
 $fval(1051) = 1.0046E+00$
 rel. contribution = 0.4777 %

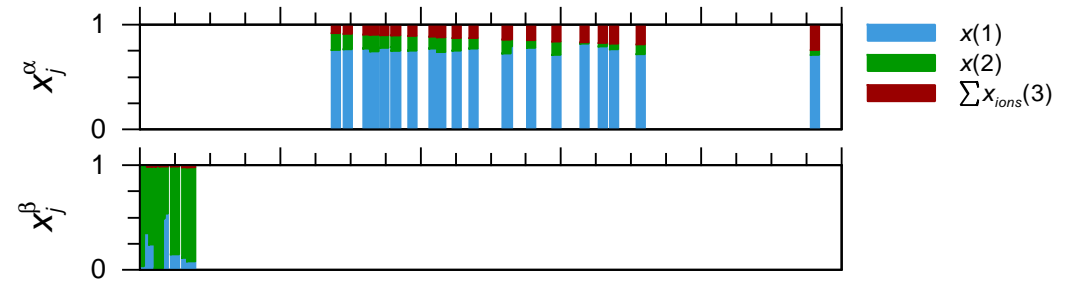
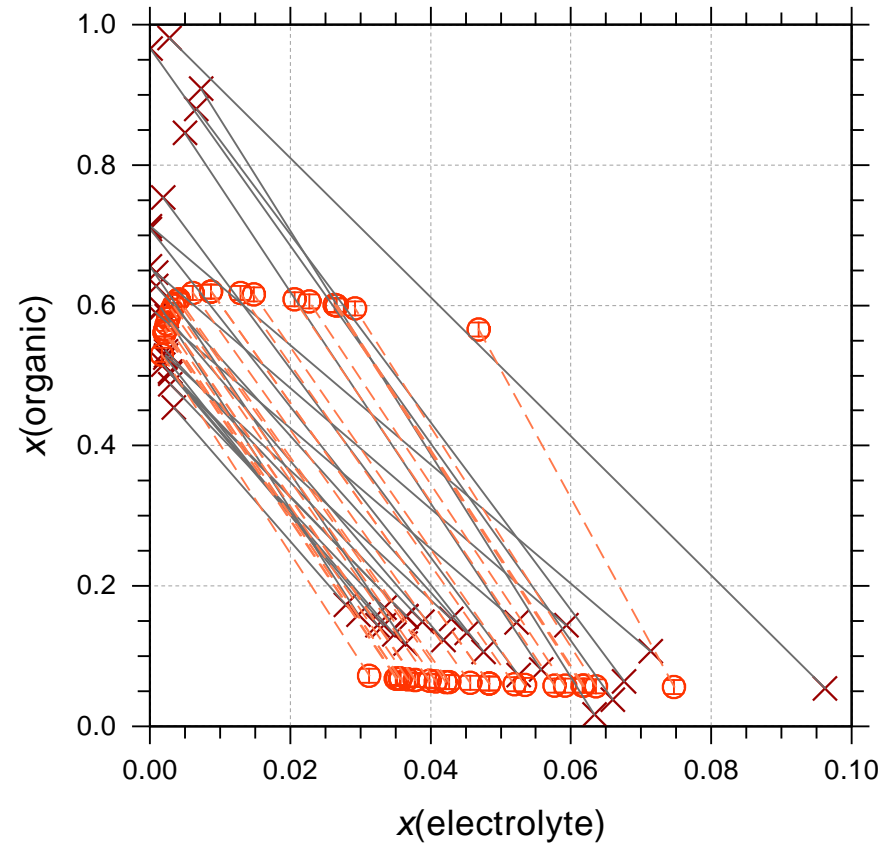
Fig. S0285a (AIOMFAC_output_1051)

H₂O (1) + Acetone (2) + CaCl₂ (3)

Temperature: 296 K

left y-axis:

- × CaCl₂+Acetone+Water_LLE_Bourayou_2
- AIOMFAC calc. LLE composition

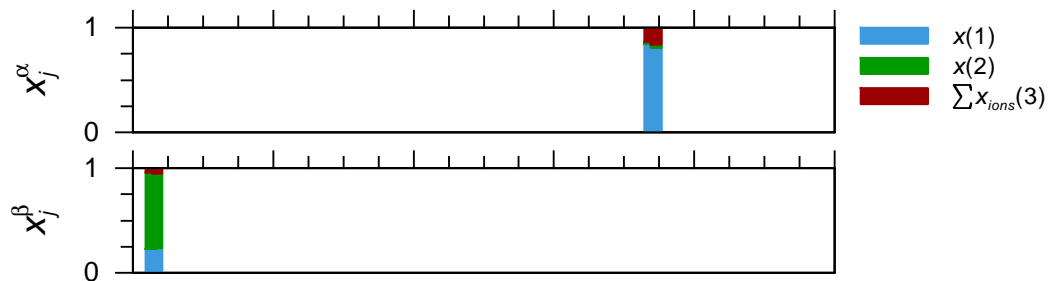
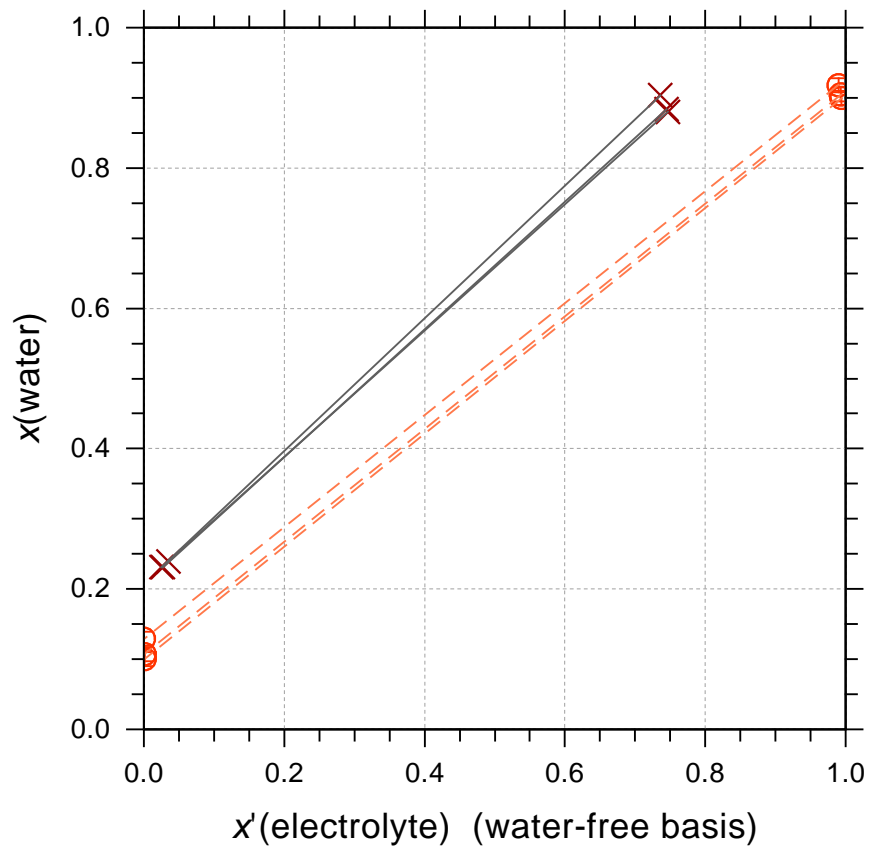


initial weighting of dataset:
 $w^{init}(1051) = 1.000$
 dataset contribution to F_{obj} :
 $fval(1051) = 1.0046E+00$
 rel. contribution = 0.4777 %

Fig. S0286 (AIOMFAC_output_1022)
 H₂O (1) + 3-Methyl-2-butanone (2) + HCl (3)
 Temperature: 298 K

left y-axis:

- × HCl+3-Methyl-2-butanone+Water_LLE_Pilloton
- AIOMFAC calc. LLE composition

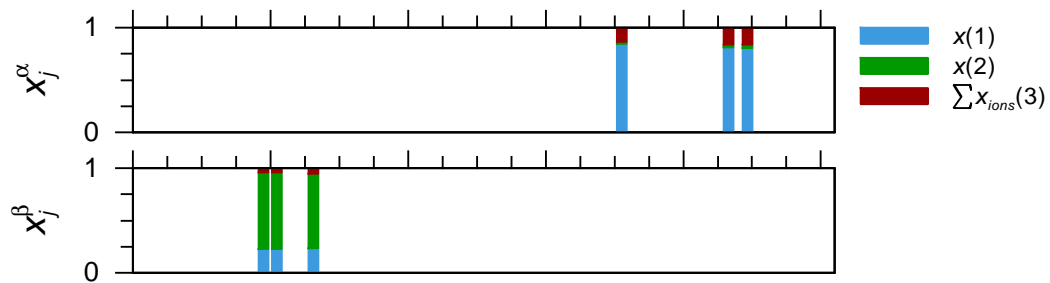
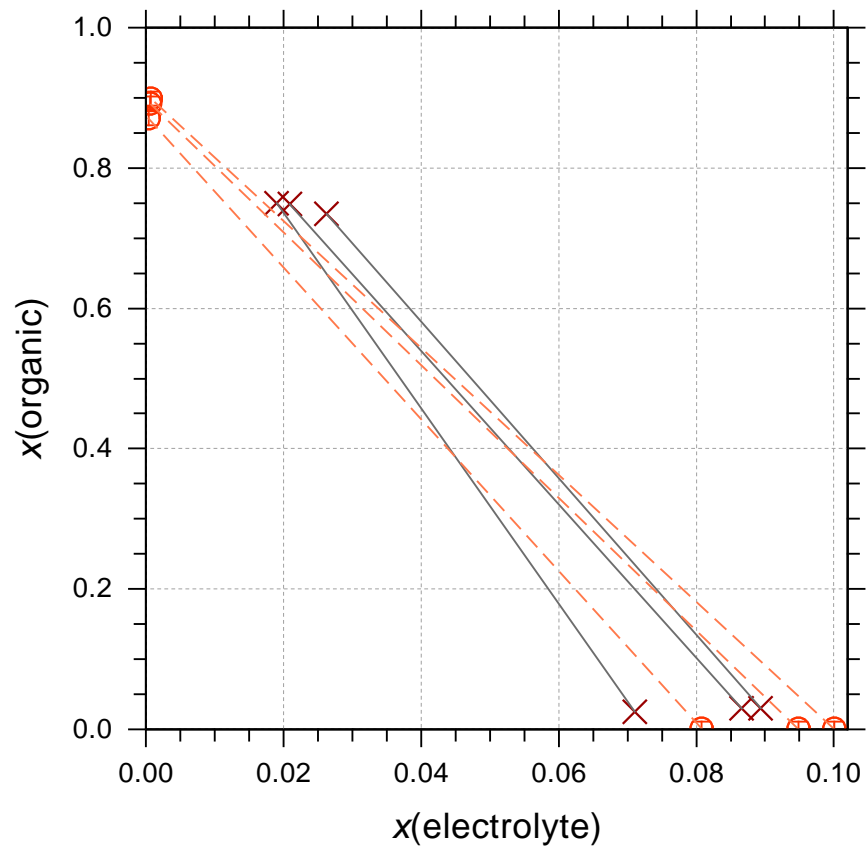


initial weighting of dataset:
 $w^{init}(1022) = 0.050$
 dataset contribution to F_{obj} :
 $fval(1022) = 1.6213E+00$
 rel. contribution = 0.7710 %

Fig. S0286a (AIOMFAC_output_1022)
 H₂O (1) + 3-Methyl-2-butanone (2) + HCl (3)
 Temperature: 298 K

left y-axis:

- × HCl+3-Methyl-2-butanone+Water_LLE_Pilloton
- AIOMFAC calc. LLE composition



initial weighting of dataset:
 $w^{init}(1022) = 0.050$
 dataset contribution to F_{obj} :
 $fval(1022) = 1.6213E+00$
 rel. contribution = 0.7710 %

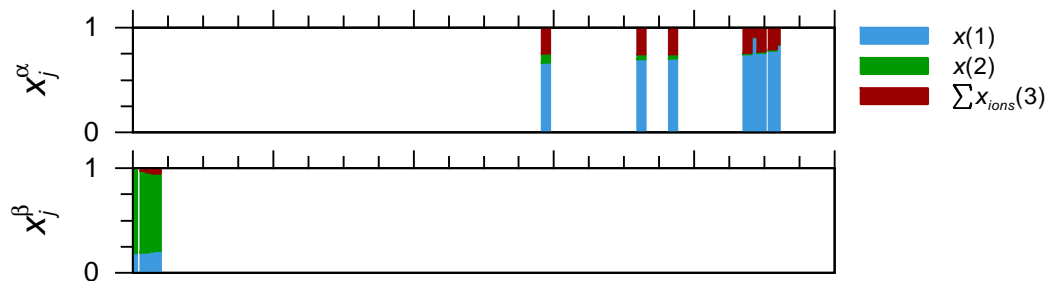
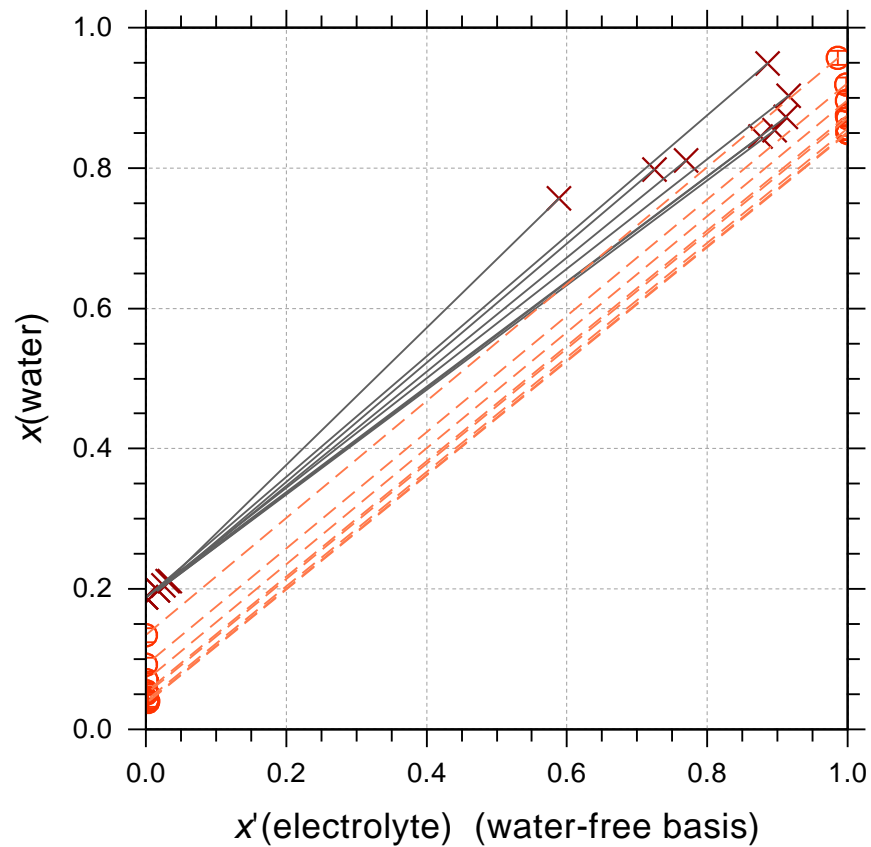
Fig. S0287 (AIOMFAC_output_1023)

H₂O (1) + 4-Methyl-2-pentanone (2) + HCl (3)

Temperature: 298 K

left y-axis:

- × HCl+4-Methyl-2-pentanone+Water_LLE_Pilloton
- AIOMFAC calc. LLE composition



initial weighting of dataset:
 $w^{init}(1023) = 0.050$
dataset contribution to F_{obj} :
 $fval(1023) = 1.7983E+00$
rel. contribution = 0.8551 %

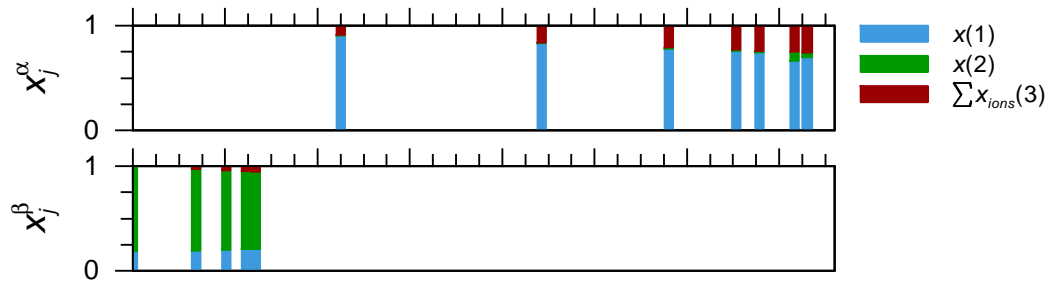
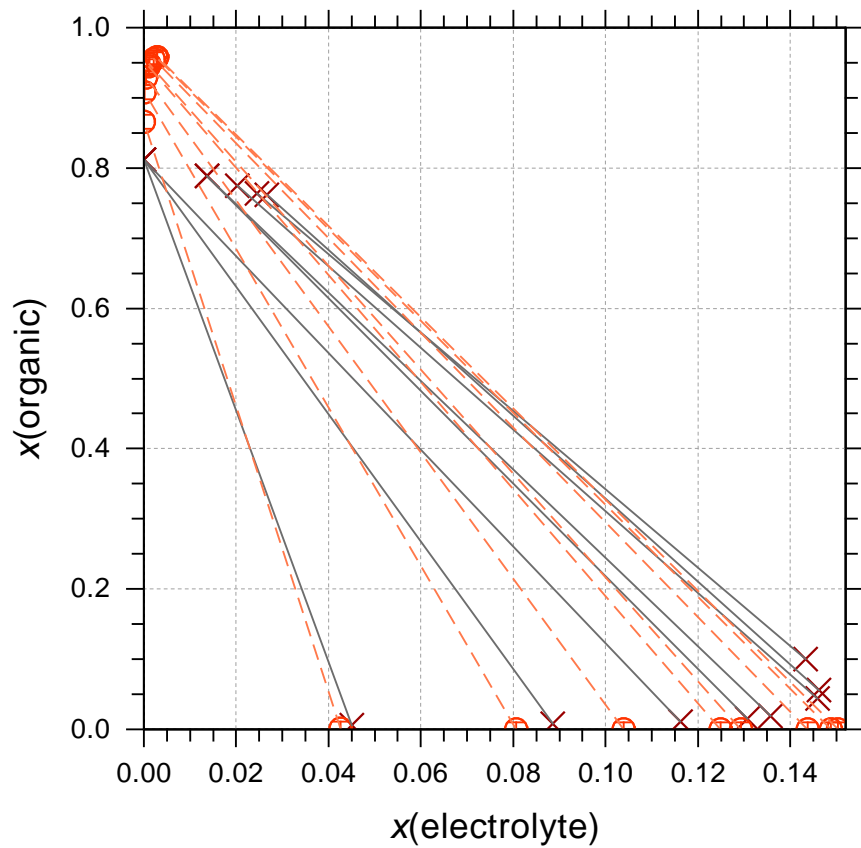
Fig. S0287a (AIOMFAC_output_1023)

H₂O (1) + 4-Methyl-2-pentanone (2) + HCl (3)

Temperature: 298 K

left y-axis:

- × HCl+4-Methyl-2-pentanone+Water_LLE_Pilloton
- AIOMFAC calc. LLE composition

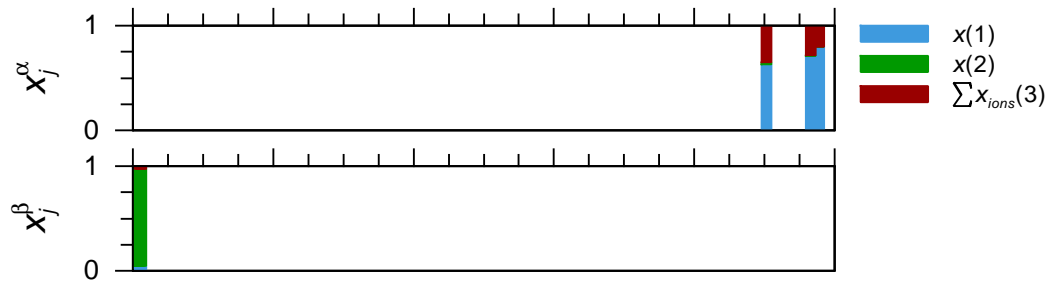
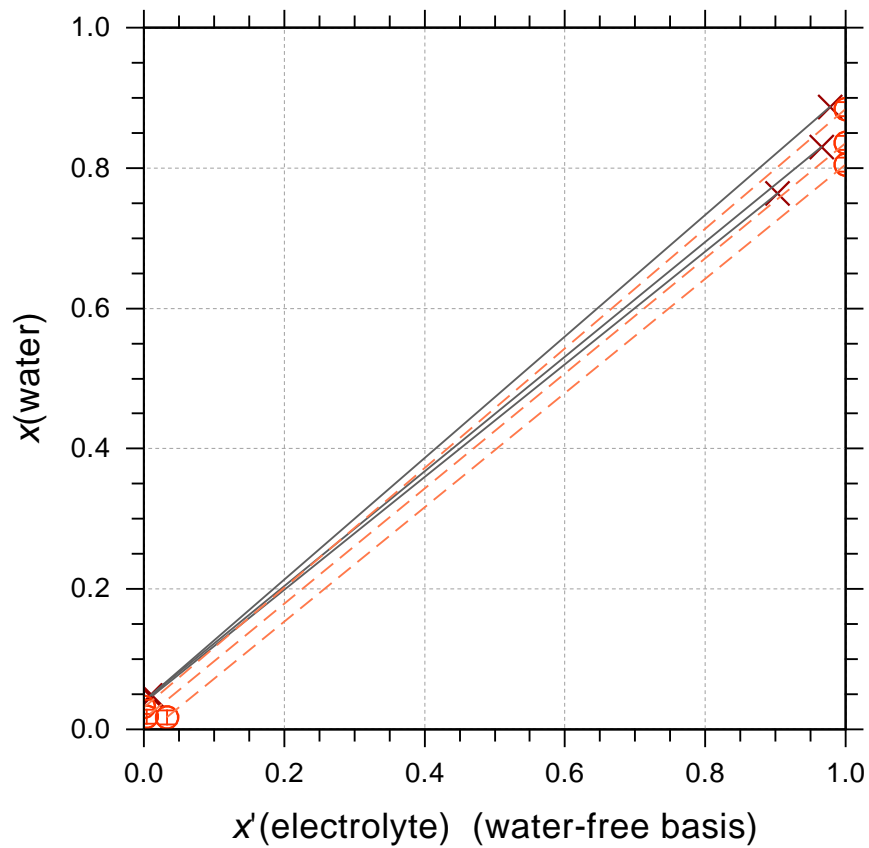


initial weighting of dataset:
 $w^{init}(1023) = 0.050$
 dataset contribution to F_{obj} :
 $fval(1023) = 1.7983E+00$
 rel. contribution = 0.8551 %

Fig. S0288 (AIOMFAC_output_1024)

H₂O (1) + 3-Heptanone (2) + HCl (3)

Temperature: 298 K



left y-axis:

- × HCl+3-Heptanone+Water_LLE_Pilloton
- AIOMFAC calc. LLE composition

initial weighting of dataset:
 $w^{init}(1024) = 0.050$
dataset contribution to F_{obj} :
 $fval(1024) = 4.8833E-01$
rel. contribution = 0.2322 %

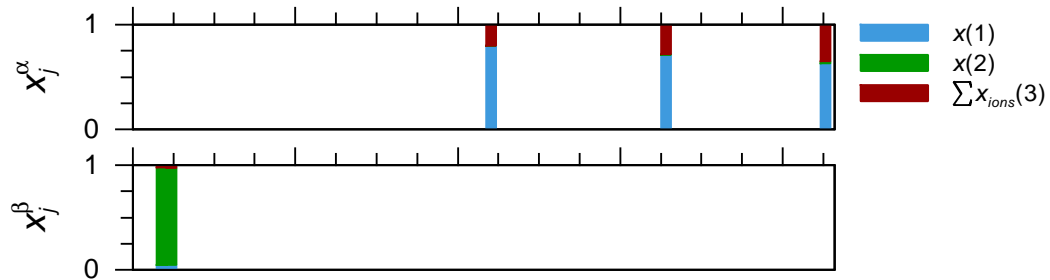
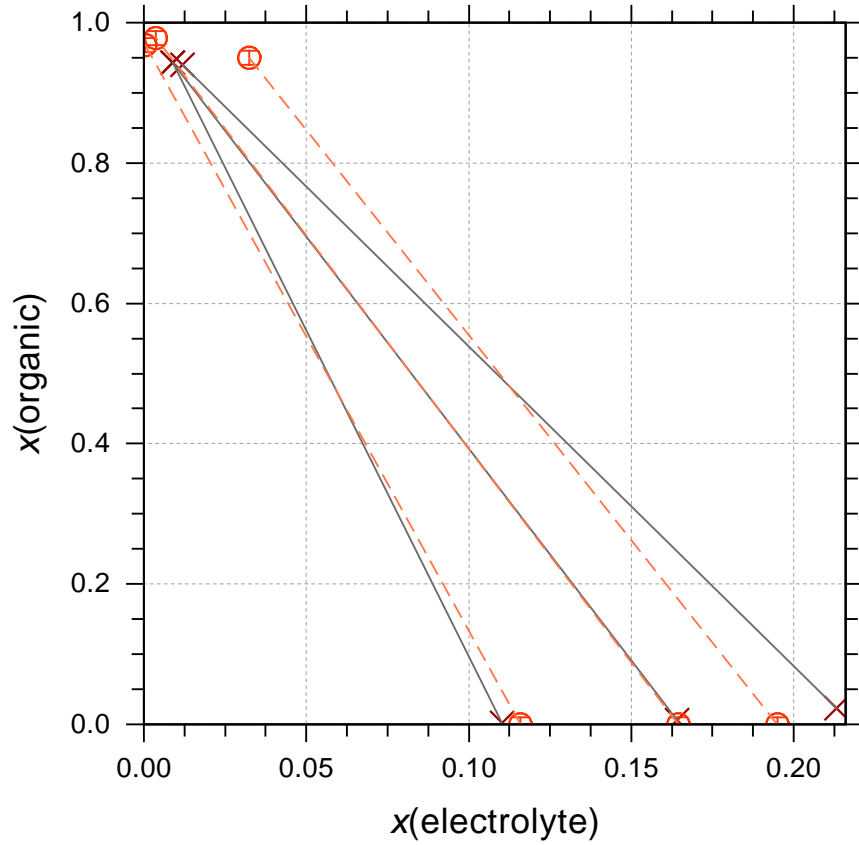
Fig. S0288a (AIOMFAC_output_1024)

H₂O (1) + 3-Heptanone (2) + HCl (3)

Temperature: 298 K

left y-axis:

- × HCl+3-Heptanone+Water_LLE_Pilloton
- AIOMFAC calc. LLE composition



initial weighting of dataset:
 $w^{init}(1024) = 0.050$
 dataset contribution to F_{obj} :
 $fval(1024) = 4.8833E-01$
 rel. contribution = 0.2322 %

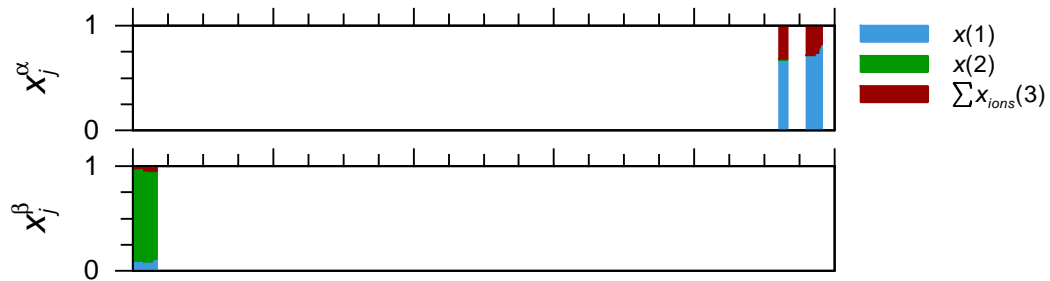
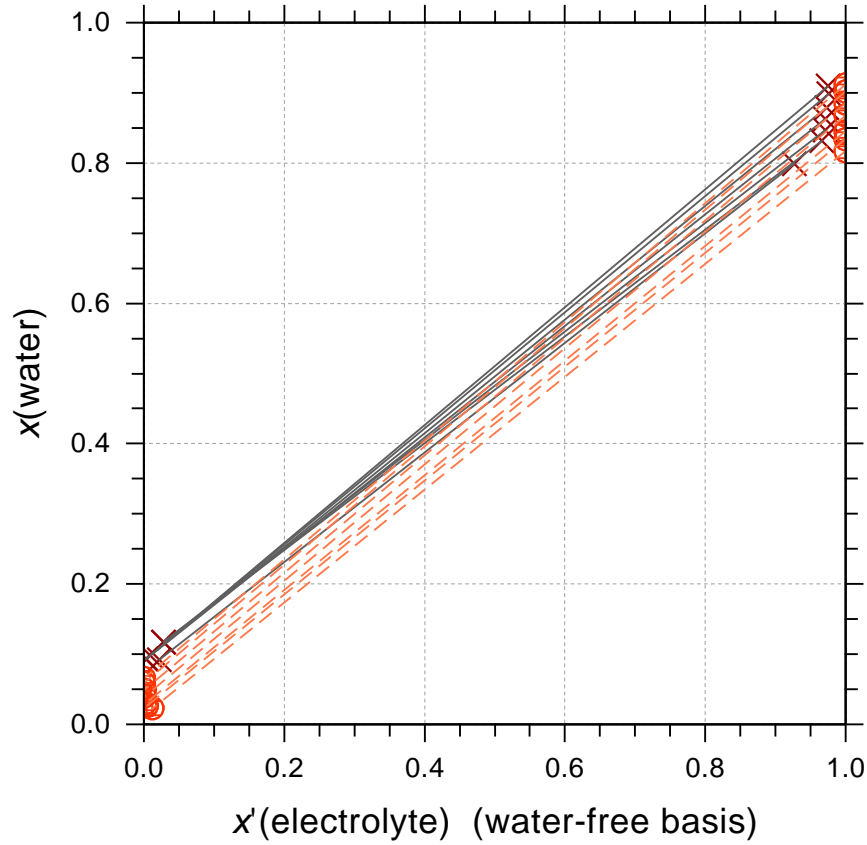
Fig. S0289 (AIOMFAC_output_1025)

H₂O (1) + 2-Heptanone (2) + HCl (3)

Temperature: 298 K

left y-axis:

- × HCl+2-Heptanone+Water_LLE_Pilloton
- AIOMFAC calc. LLE composition



initial weighting of dataset:
 $w^{init}(1025) = 0.050$
 dataset contribution to F_{obj} :
 $fval(1025) = 4.6413E-01$
 rel. contribution = 0.2207 %

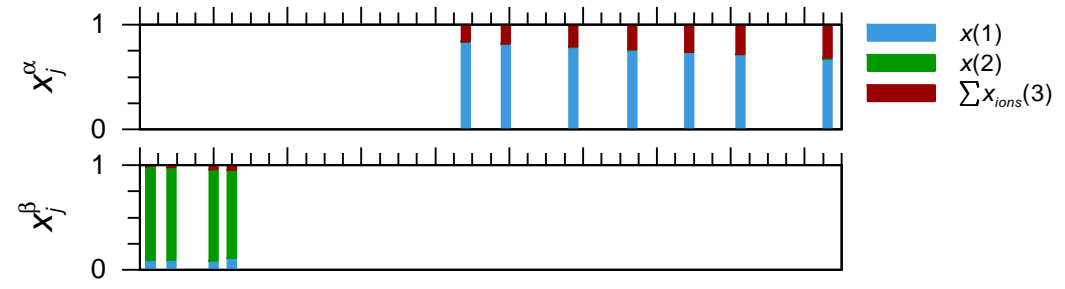
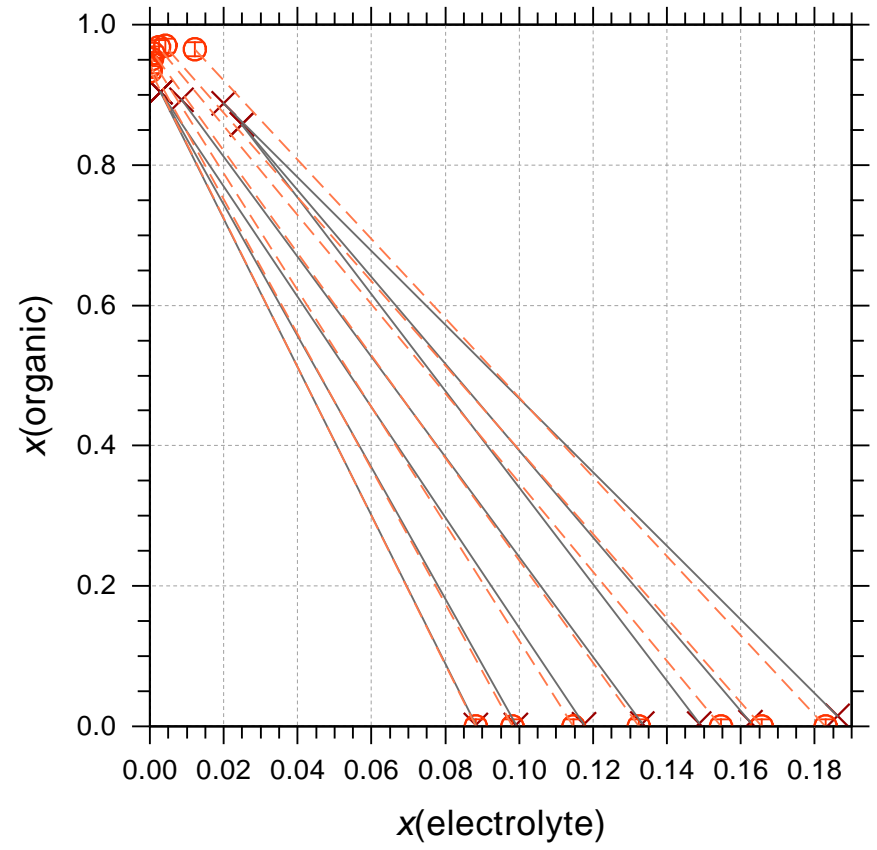
Fig. S0289a (AIOMFAC_output_1025)

H₂O (1) + 2-Heptanone (2) + HCl (3)

Temperature: 298 K

left y-axis:

- × HCl+2-Heptanone+Water_LLE_Pilloton
- AIOMFAC calc. LLE composition



initial weighting of dataset:
 $w^{init}(1025) = 0.050$
 dataset contribution to F_{obj} :
 $fval(1025) = 4.6413E-01$
 rel. contribution = 0.2207 %

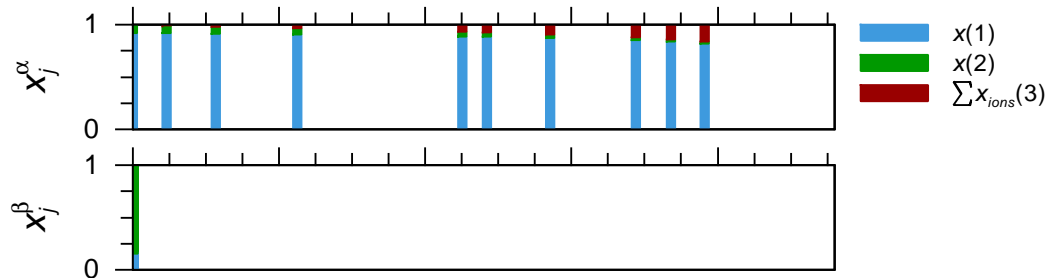
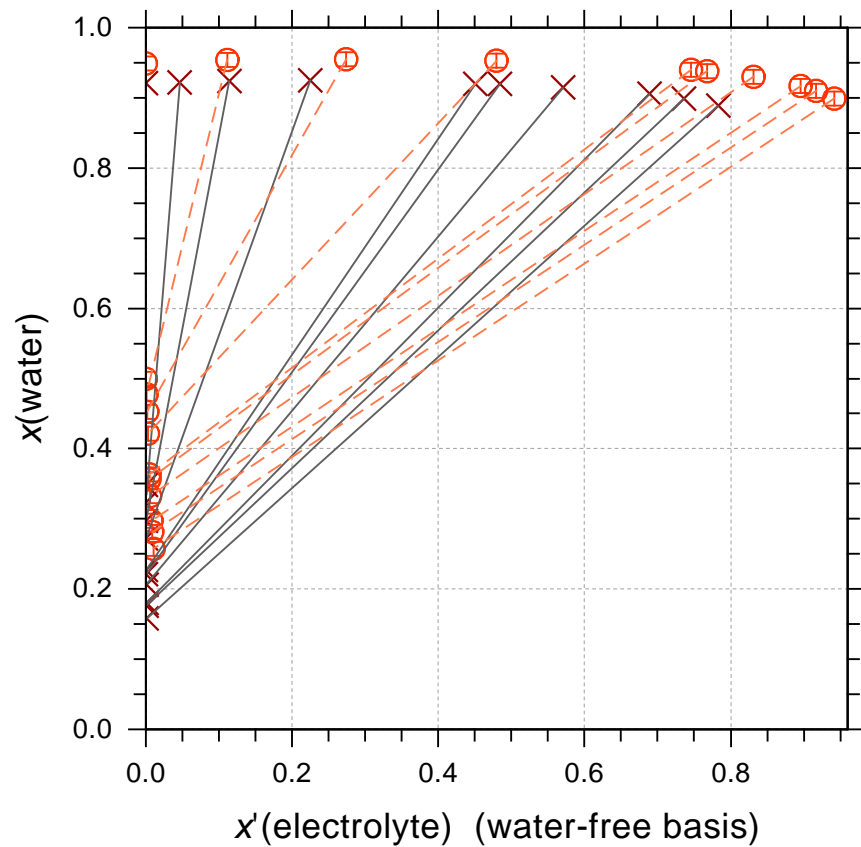
Fig. S0290 (AIOMFAC_output_0326)

H₂O (1) + 2-Butanone (2) + KBr (3)

Temperature: 298 K

left y-axis:

- × KBr+Butanone+Water_LLE_Li
- AIOMFAC calc. LLE composition



initial weighting of dataset:
 $w^{init}(0326) = 1.000$
 dataset contribution to F_{obj} :
 $fval(0326) = 1.0395E+00$
 rel. contribution = 0.4943 %

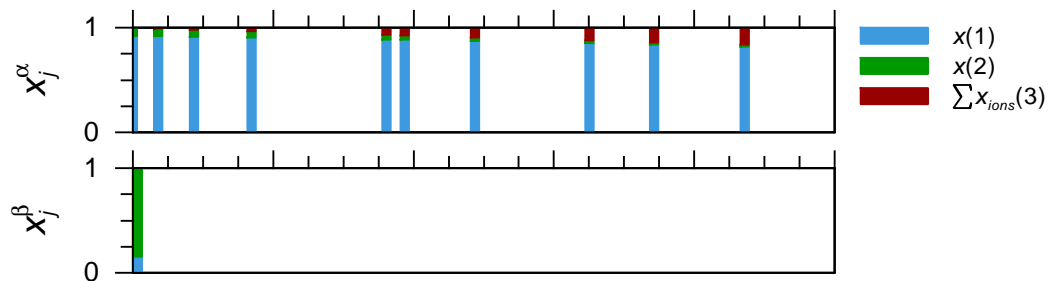
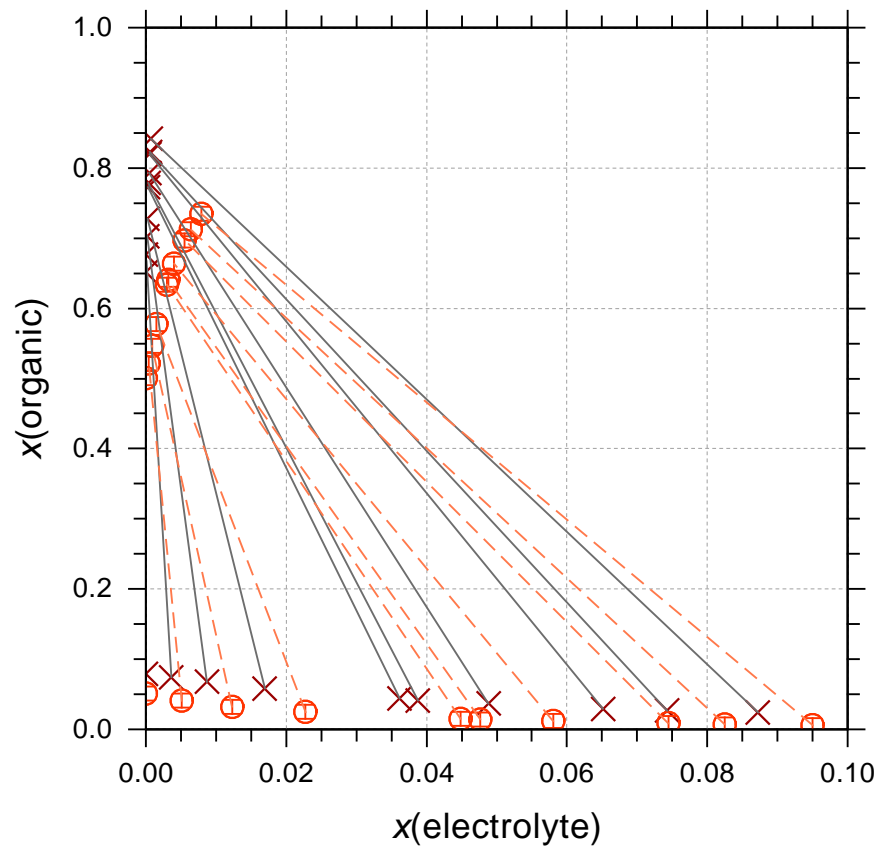
Fig. S0290a (AIOMFAC_output_0326)

H₂O (1) + 2-Butanone (2) + KBr (3)

Temperature: 298 K

left y-axis:

- × KBr+Butanone+Water_LLE_Li
- AIOMFAC calc. LLE composition



initial weighting of dataset:
 $w^{init}(0326) = 1.000$
 dataset contribution to F_{obj} :
 $fval(0326) = 1.0395E+00$
 rel. contribution = 0.4943 %

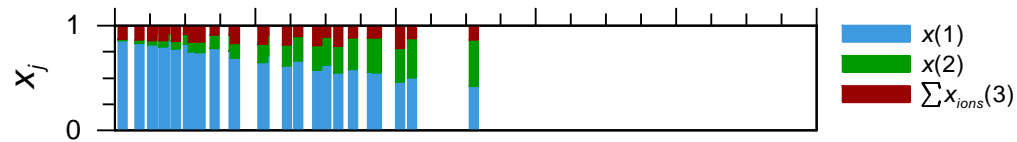
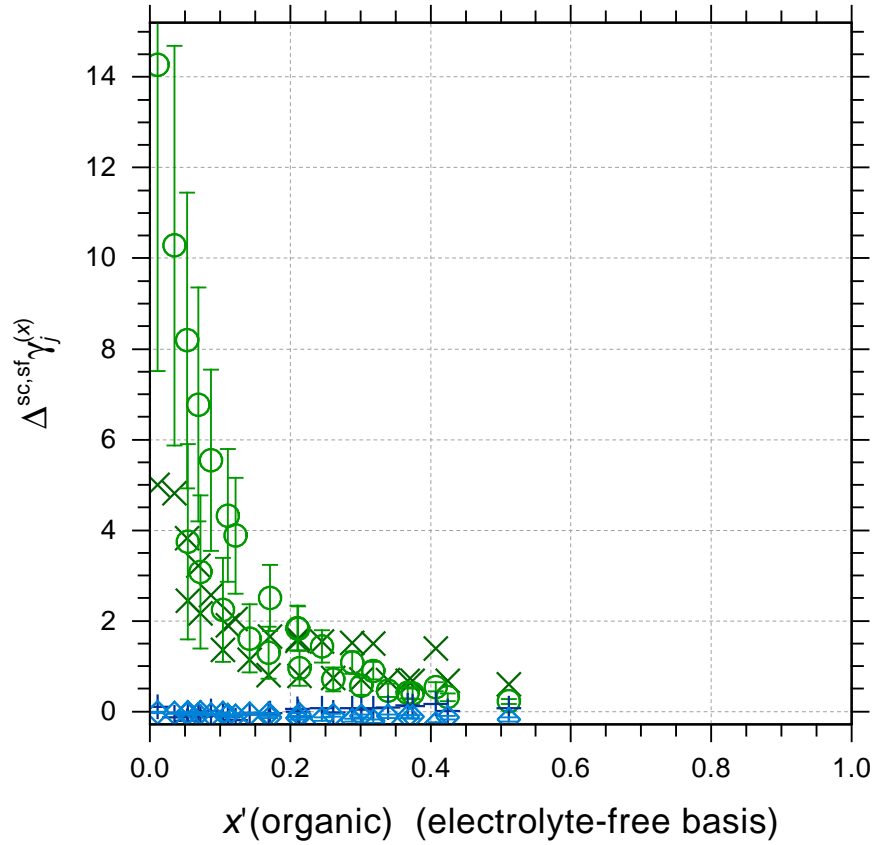
Fig. S0291 (AIOMFAC_output_0359)

H₂O (1) + Acetone (2) + KBr (3)

Temperature range: 326 -- 363 K

left y-axis:

- × KBr+Acetone+Water_VLE_AI-Sahhaf (EXP, org.)
- AIOMFAC $\Delta_{org}^{sc, sf, \gamma^{(x)}}$
- + KBr+Acetone+Water_VLE_AI-Sahhaf (EXP, water)
- ◇ AIOMFAC $\Delta_w^{sc, sf, \gamma^{(x)}}$



initial weighting of dataset:

$$w^{init}(0359) = 0.500$$

dataset contribution to F_{obj} :

$$fval(0359) = 6.3918E-01$$

$$\text{rel. contribution} = 0.3040 \%$$

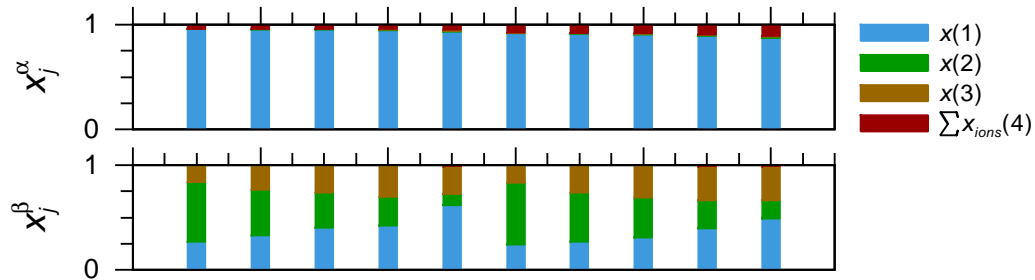
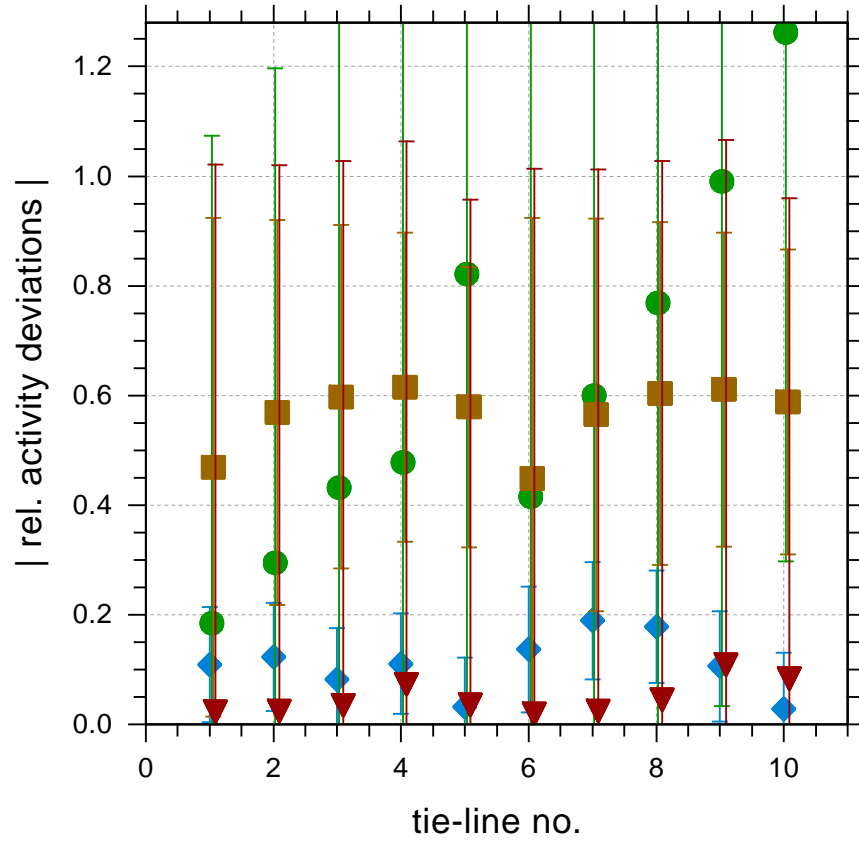
Fig. S0292 (AIOMFAC_output_0318)

H₂O (1) + 4-Methyl-2-pentanone (2) + Propanoic_acid (3) + KCl (4)

Temperature: 298 K

left y-axis:

- ◆ AIOMFAC water (1) activity, rel. deviations
- AIOMFAC organic (2) activity, rel. deviations
- AIOMFAC organic (3) activity, rel. deviations
- ▼ AIOMFAC IAP, rel. deviations comp.(4)



initial weighting of dataset:
 $w^{init}(0318) = 1.000$
 dataset contribution to F_{obj} :
 $fval(0318) = 4.1500E+00$
 rel. contribution = 1.9735 %

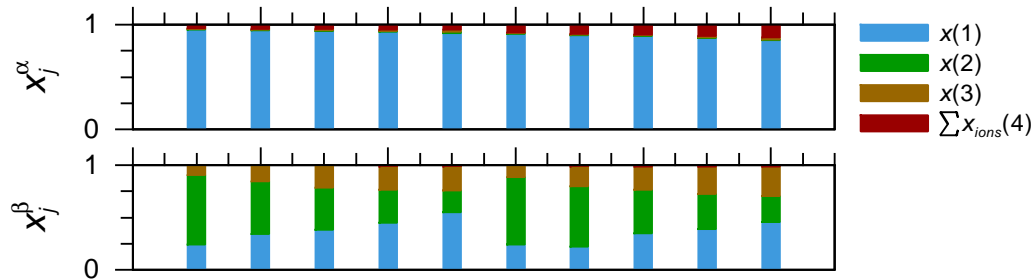
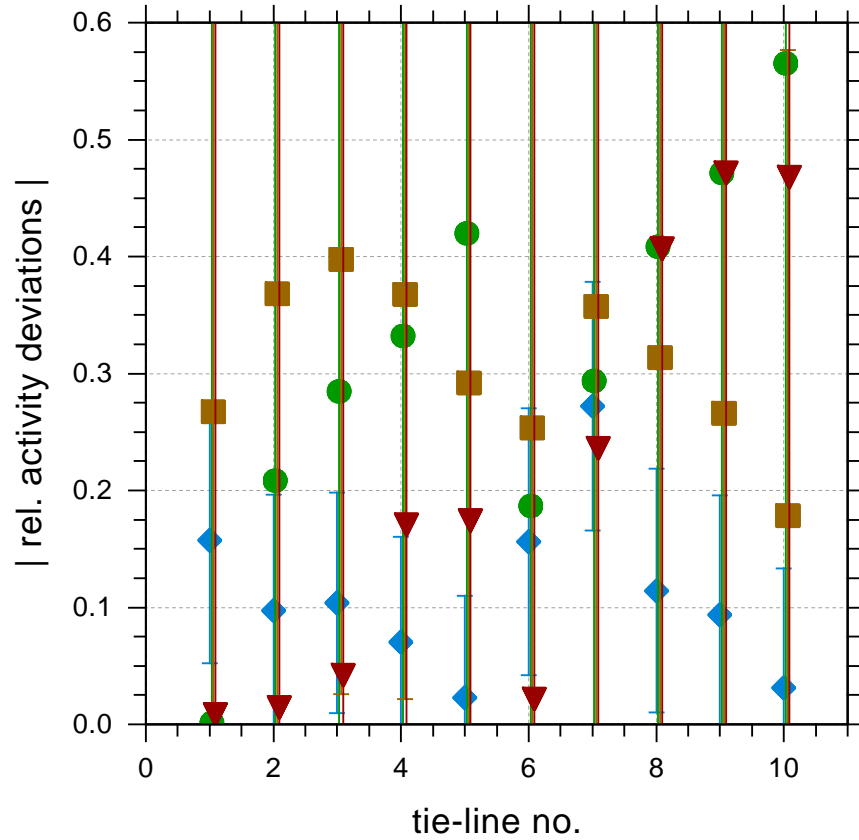
left y-axis:

Fig. S0293 (AIOMFAC_output_0320)

H₂O (1) + 3-Methyl-2-butanone (2) + Propanoic_acid (3) + KCl (4)

Temperature: 298 K

- ◆ AIOMFAC water (1) activity, rel. deviations
- AIOMFAC organic (2) activity, rel. deviations
- AIOMFAC organic (3) activity, rel. deviations
- ▼ AIOMFAC IAP, rel. deviations comp.(4)



initial weighting of dataset:
 $w^{init}(0320) = 1.000$
dataset contribution to F_{obj} :
 $fval(0320) = 1.5576E+00$
rel. contribution = 0.7407 %

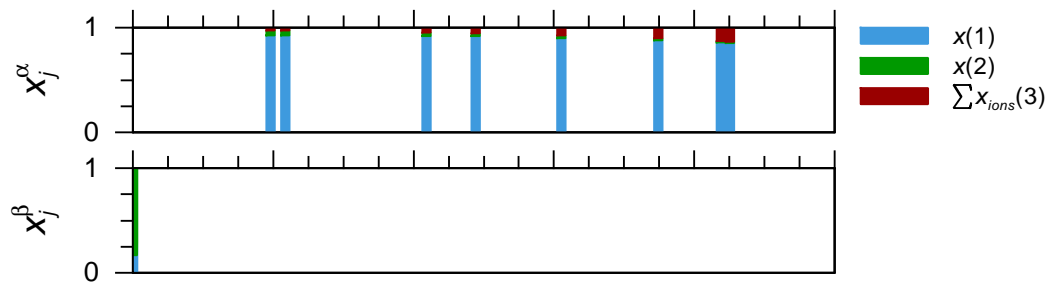
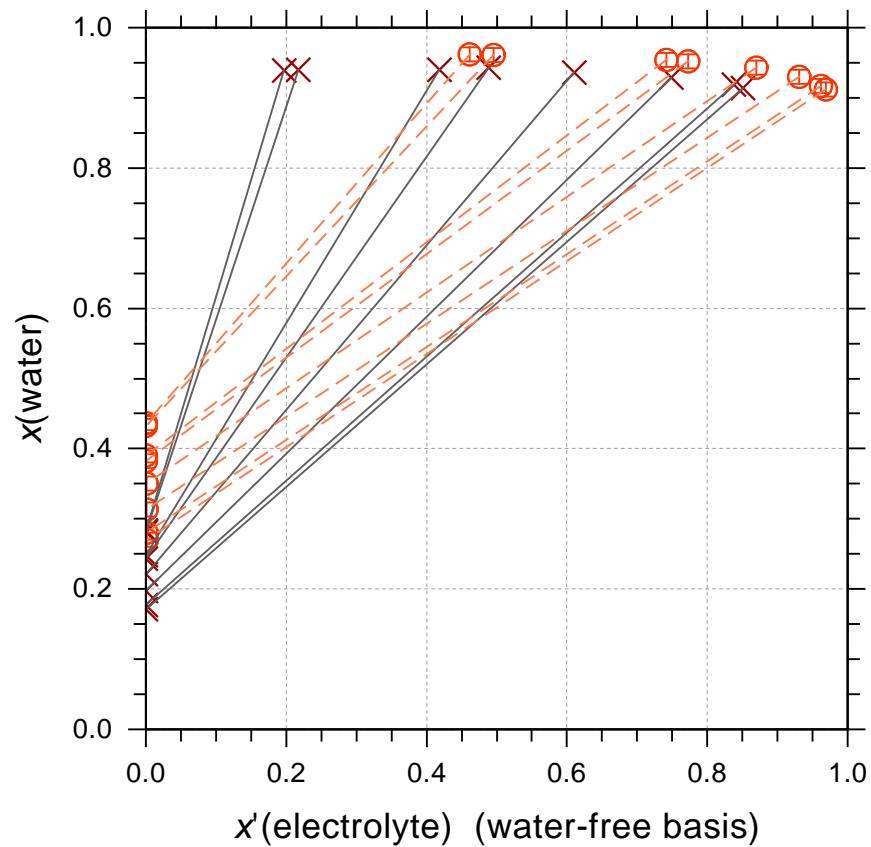
Fig. S0294 (AIOMFAC_output_0322)

H₂O (1) + 2-Butanone (2) + KCl (3)

Temperature: 298 K

left y-axis:

- × KCl+Butanone+Water_LLE_Tan
- AIOMFAC calc. LLE composition



initial weighting of dataset:
 $w^{init}(0322) = 1.000$
 dataset contribution to F_{obj} :
 $fval(0322) = 7.1812E-01$
 rel. contribution = 0.3415 %

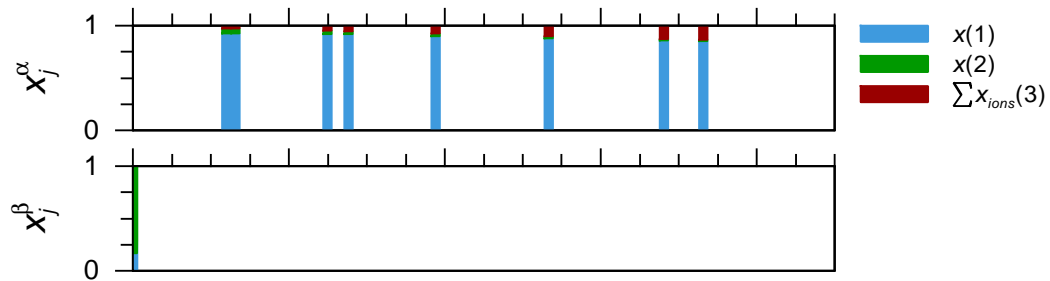
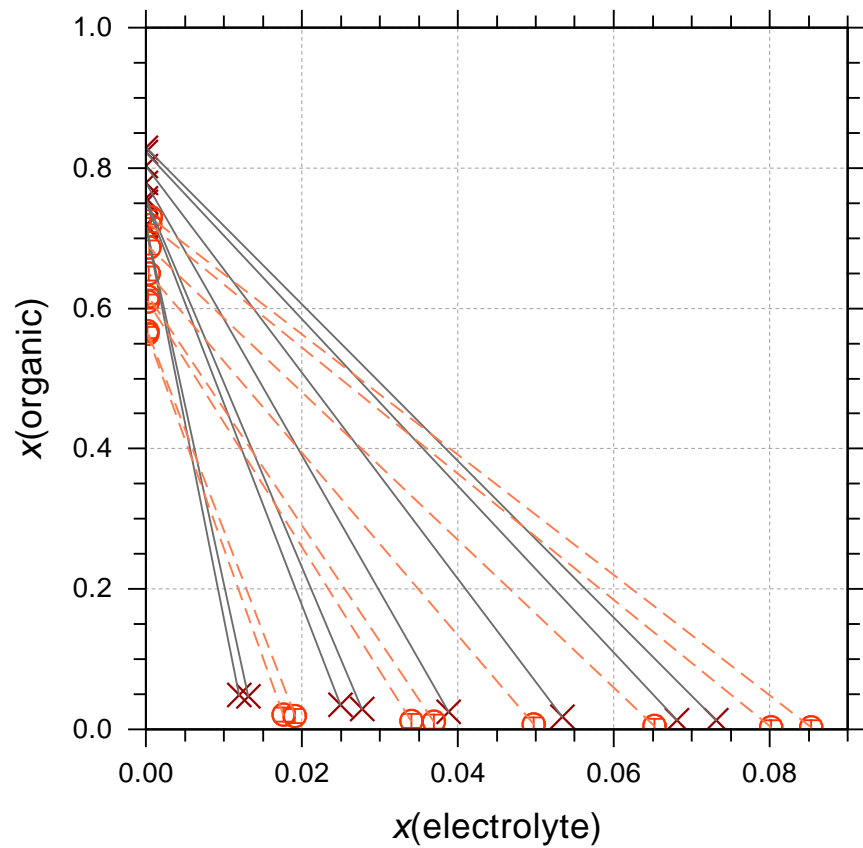
Fig. S0294a (AIOMFAC_output_0322)

H₂O (1) + 2-Butanone (2) + KCl (3)

Temperature: 298 K

left y-axis:

- × KCl+Butanone+Water_LLE_Tan
- AIOMFAC calc. LLE composition



initial weighting of dataset:
 $w^{init}(0322) = 1.000$
dataset contribution to F_{obj} :
 $fval(0322) = 7.1812E-01$
rel. contribution = 0.3415 %

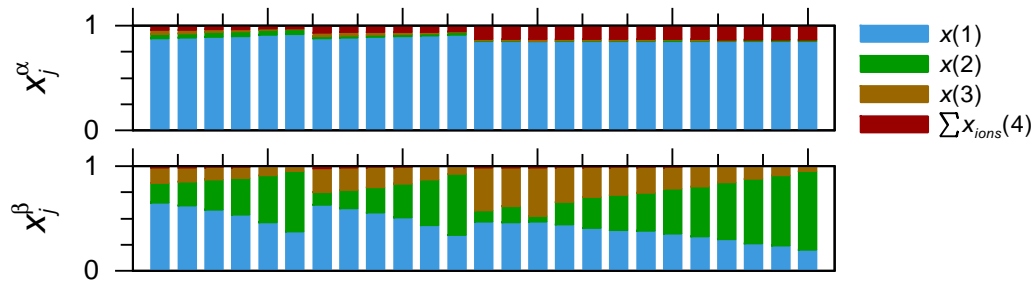
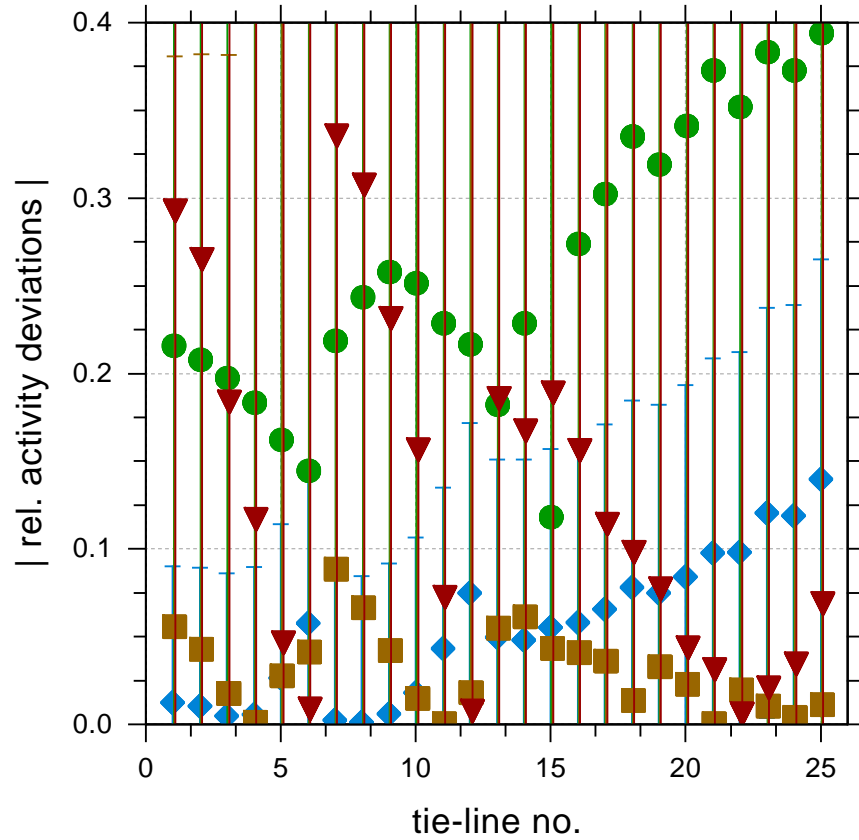
Fig. S0295 (AIOMFAC_output_0323)

H₂O (1) + 2-Butanone (2) + 1-Propanol (3) + KCl (4)

Temperature: 298 K

left y-axis:

- ◆ AIOMFAC water (1) activity, rel. deviations
- AIOMFAC organic (2) activity, rel. deviations
- AIOMFAC organic (3) activity, rel. deviations
- ▼ AIOMFAC IAP, rel. deviations comp.(4)



initial weighting of dataset:
 $w^{init}(0323) = 1.000$
 dataset contribution to F_{obj} :
 $fval(0323) = 5.3040E-01$
 rel. contribution = 0.2522 %

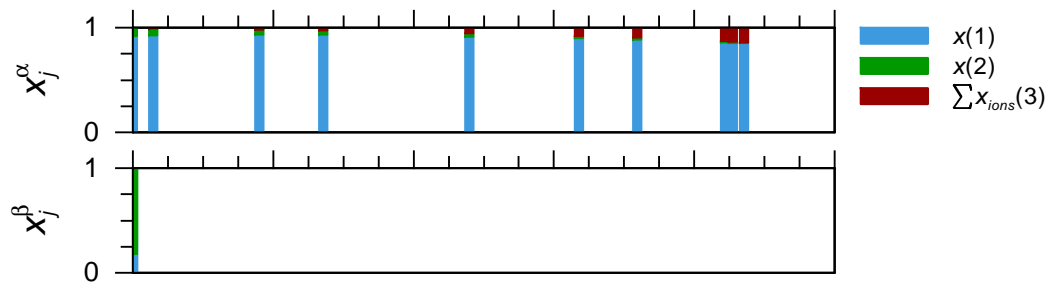
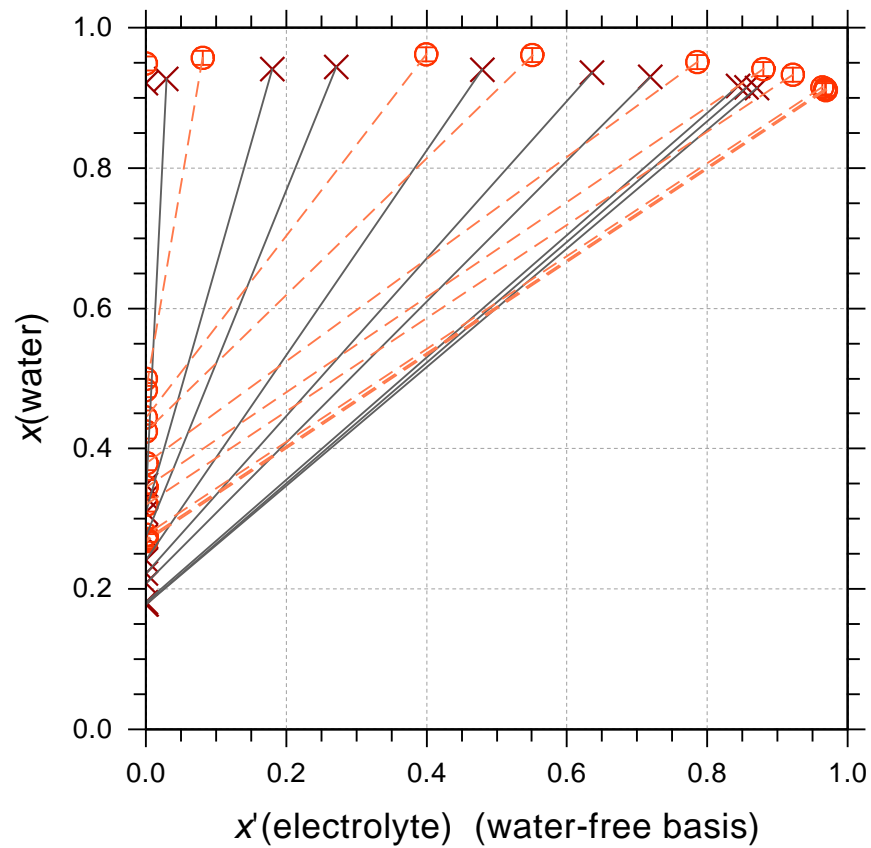
Fig. S0296 (AIOMFAC_output_0324)

H₂O (1) + 2-Butanone (2) + KCl (3)

Temperature: 298 K

left y-axis:

- × KCl+Butanone+Water_LLE_Li
- AIOMFAC calc. LLE composition



initial weighting of dataset:
 $w^{init}(0324) = 1.000$
 dataset contribution to F_{obj} :
 $fval(0324) = 6.2662E-01$
 rel. contribution = 0.2980 %

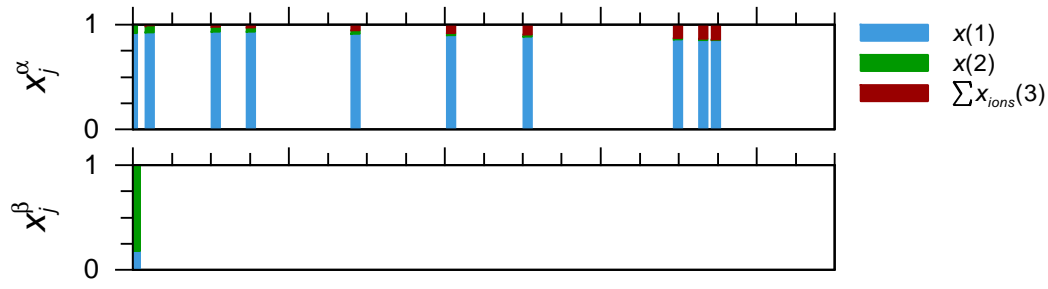
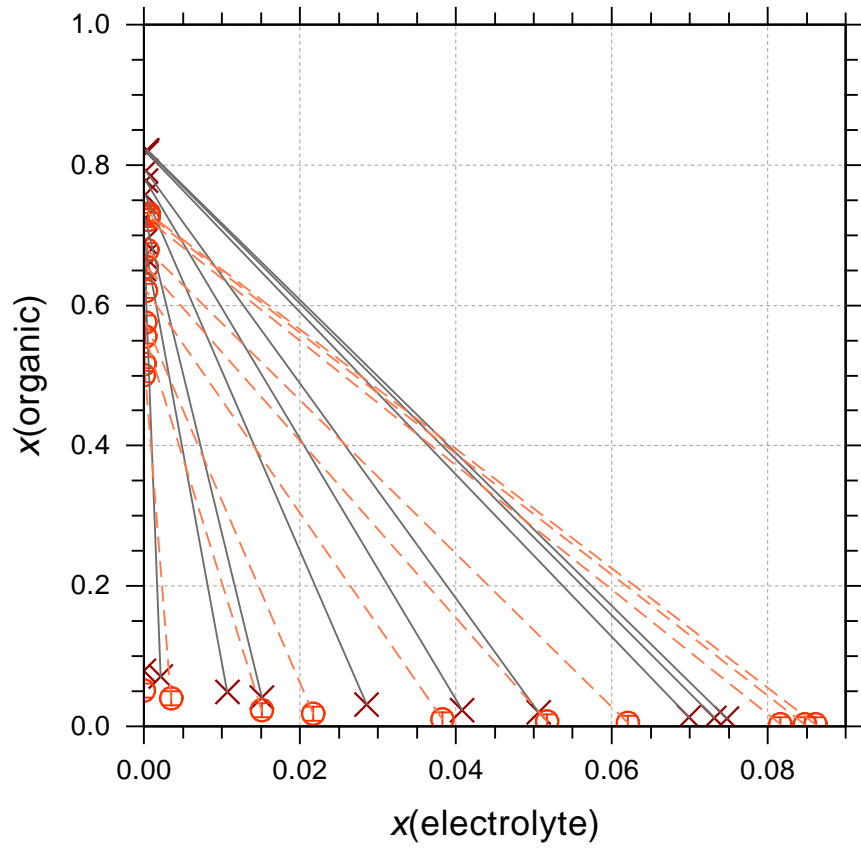
Fig. S0296a (AIOMFAC_output_0324)

H₂O (1) + 2-Butanone (2) + KCl (3)

Temperature: 298 K

left y-axis:

- × KCl+Butanone+Water_LLE_Li
- AIOMFAC calc. LLE composition



initial weighting of dataset:
 $w^{init}(0324) = 1.000$
 dataset contribution to F_{obj} :
 $fval(0324) = 6.2662E-01$
 rel. contribution = 0.2980 %

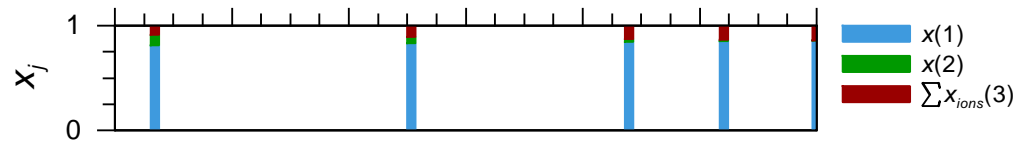
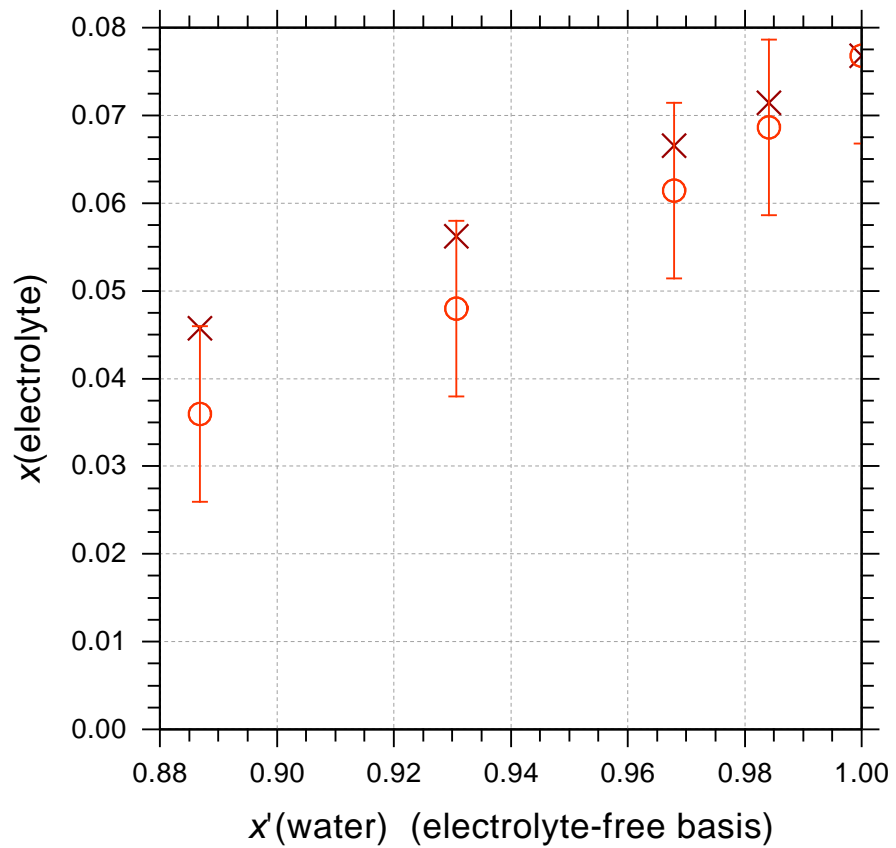
Fig. S0297 (AIOMFAC_output_0360)

H₂O (1) + Acetone (2) + KCl (3)

Temperature: 293 K

left y-axis:

- × KCl+Acetone+Water_SLE_Tao
- AIOMFAC calc. SLE composition



initial weighting of dataset:
 $w^{init}(0360) = 0.800$
dataset contribution to F_{obj} :
 $fval(0360) = 4.1714E-02$
rel. contribution = 0.0198 %

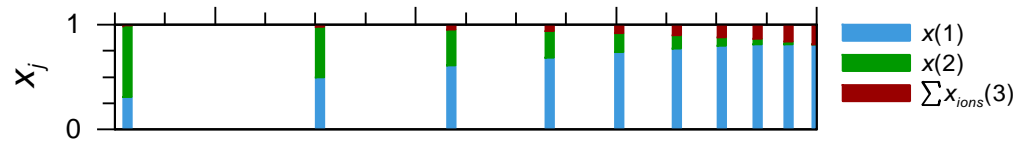
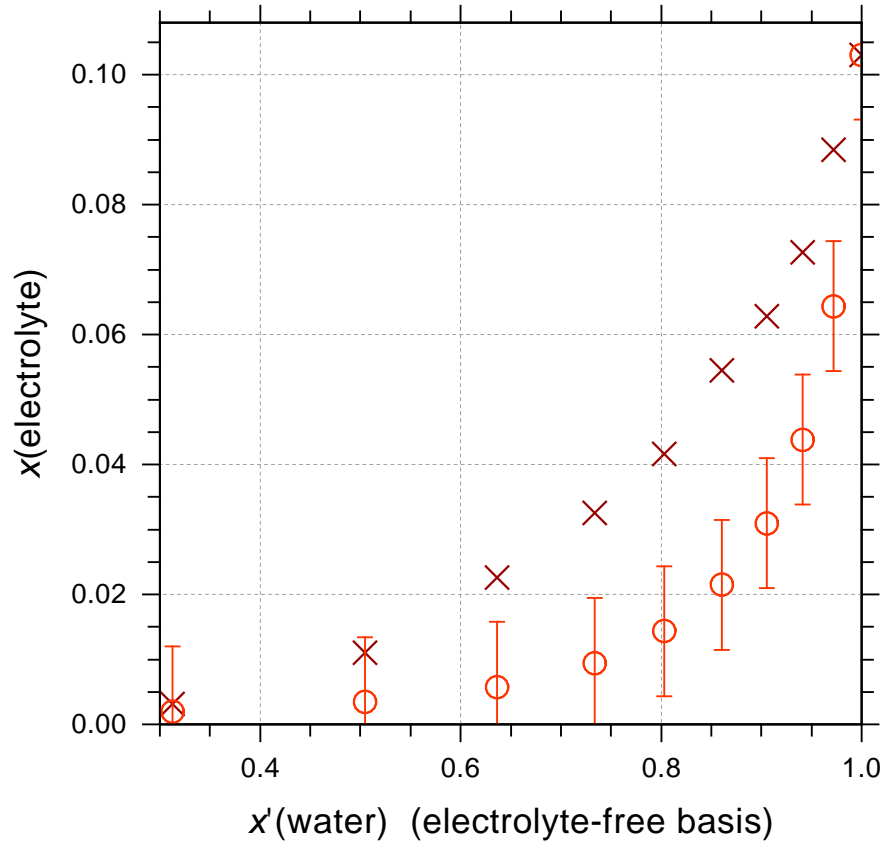
Fig. S0298 (AIOMFAC_output_0943)

H₂O (1) + Acetone (2) + KNO₃ (3)

Temperature: 313 K

left y-axis:

- × KNO₃+Acetone+Water_SLE_Bathrick
- AIOMFAC calc. SLE composition



initial weighting of dataset:
 $w^{init}(0943) = 0.600$
dataset contribution to F_{obj} :
 $fval(0943) = 9.7507E-01$
rel. contribution = 0.4637 %

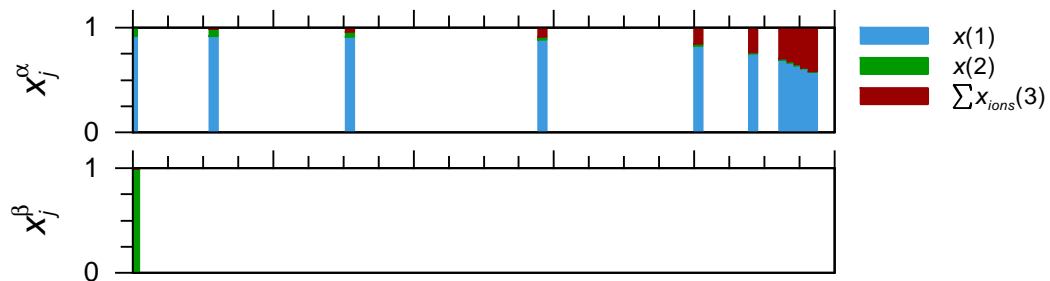
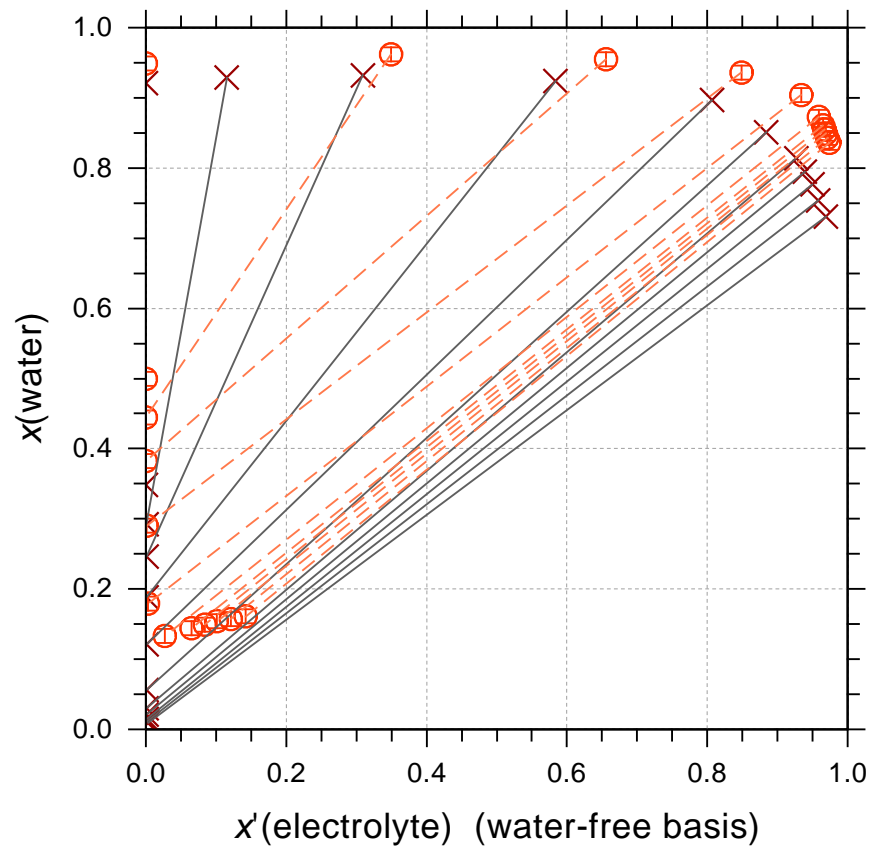
Fig. S0299 (AIOMFAC_output_0345)

H₂O (1) + 2-Butanone (2) + LiCl (3)

Temperature: 298 K

left y-axis:

- × LiCl+Butanone+Water_LLE_AI-Sahhaf
- AIOMFAC calc. LLE composition



initial weighting of dataset:
 $w^{init}(0345) = 1.000$
 dataset contribution to F_{obj} :
 $fval(0345) = 1.8225E+00$
 rel. contribution = 0.8667 %

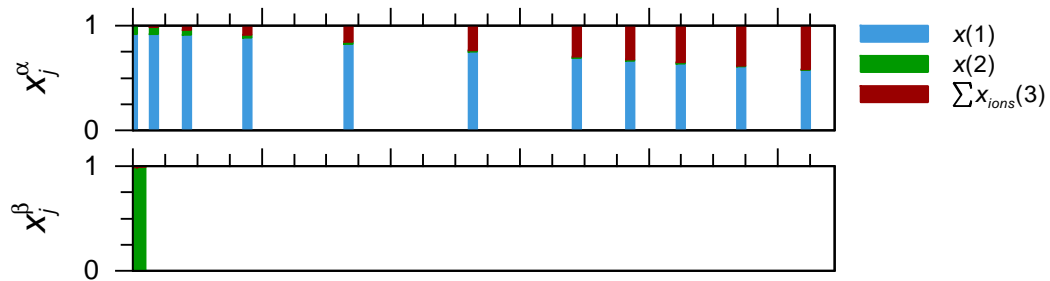
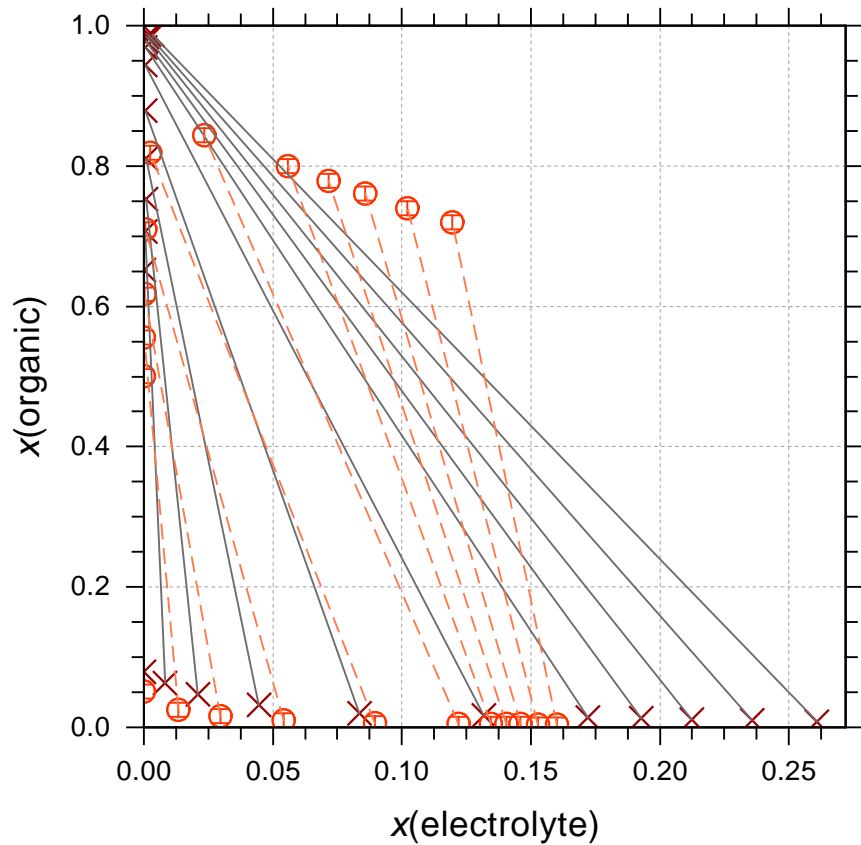
Fig. S0299a (AIOMFAC_output_0345)

H₂O (1) + 2-Butanone (2) + LiCl (3)

Temperature: 298 K

left y-axis:

- × LiCl+Butanone+Water_LLE_AI-Sahhaf
- AIOMFAC calc. LLE composition



initial weighting of dataset:
 $w^{init}(0345) = 1.000$
 dataset contribution to F_{obj} :
 $fval(0345) = 1.8225E+00$
 rel. contribution = 0.8667 %

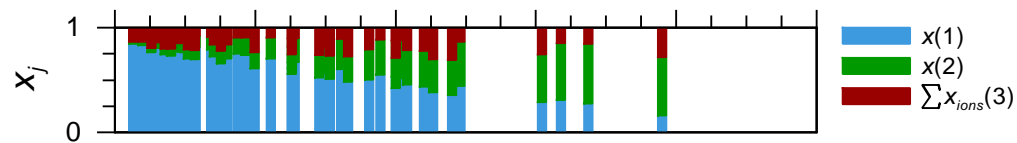
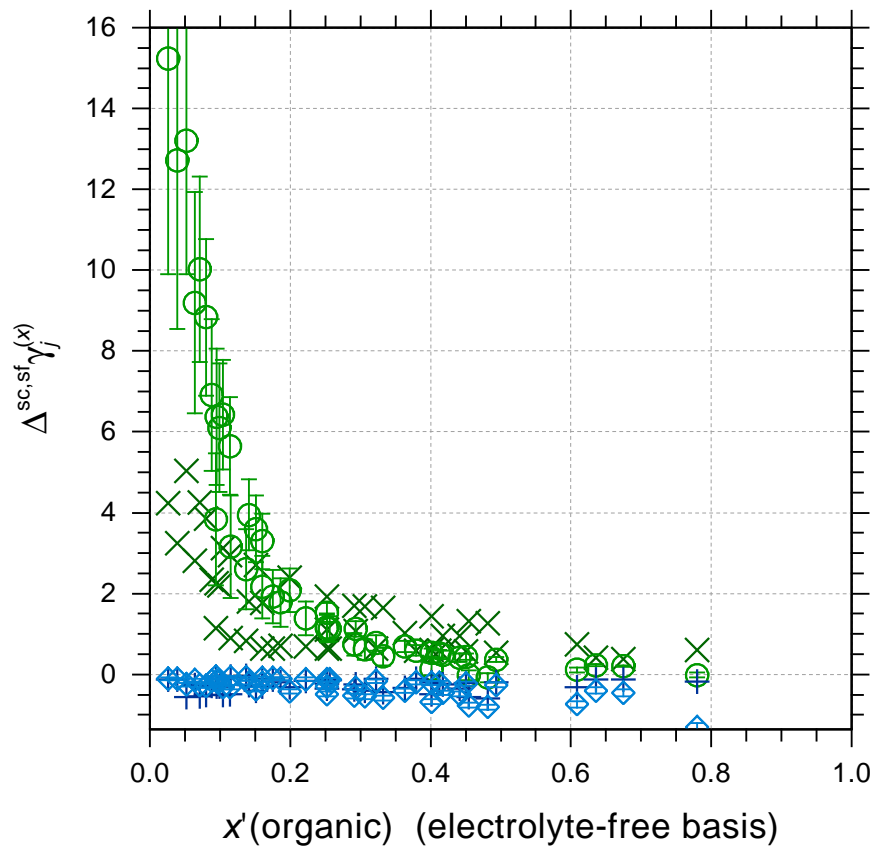
Fig. S0300 (AIOMFAC_output_0357)

H₂O (1) + Acetone (2) + LiCl (3)

Temperature range: 329 -- 356 K

left y-axis:

- × LiCl+Acetone+Water_VLE_AI-Sahhaf (EXP, org.)
- AIOMFAC $\Delta^{sc, sf}_{\gamma_{org}^{(x)}}$
- + LiCl+Acetone+Water_VLE_AI-Sahhaf (EXP, water)
- ◇ AIOMFAC $\Delta^{sc, sf}_{\gamma_w^{(x)}}$



initial weighting of dataset:
 $w^{init}(0357) = 0.500$
 dataset contribution to F_{obj} :
 $fval(0357) = 1.5541E+00$
 rel. contribution = 0.7390 %

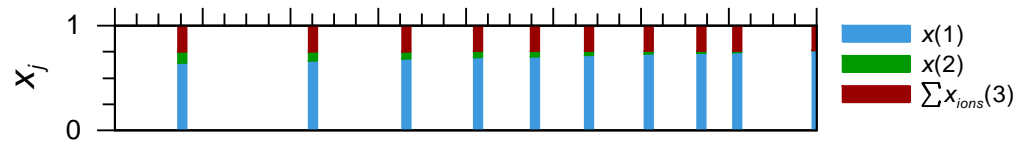
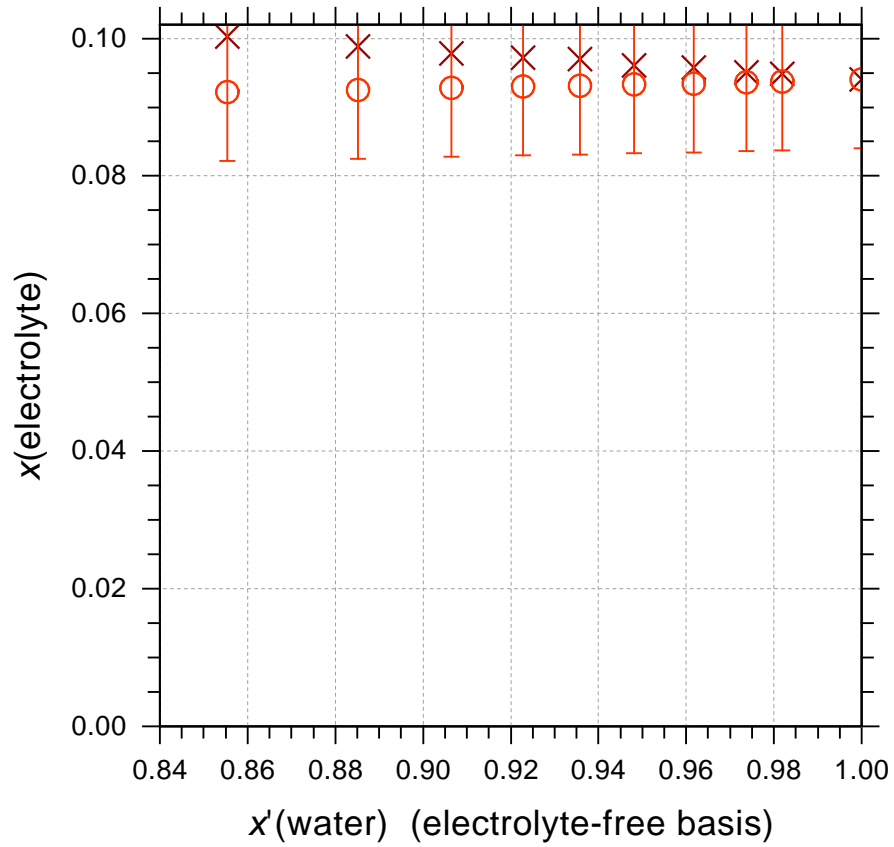
Fig. S0301 (AIOMFAC_output_0361)

H₂O (1) + Acetone (2) + MgCl₂ (3)

Temperature: 293 K

left y-axis:

- × MgCl₂+Acetone+Water_SLE_Tao_293K
- AIOMFAC calc. SLE composition



initial weighting of dataset:
 $w^{\text{init}}(0361) = 0.800$
dataset contribution to F_{obj} :
 $f_{\text{val}}(0361) = 1.2509\text{E-}02$
rel. contribution = 0.0059 %

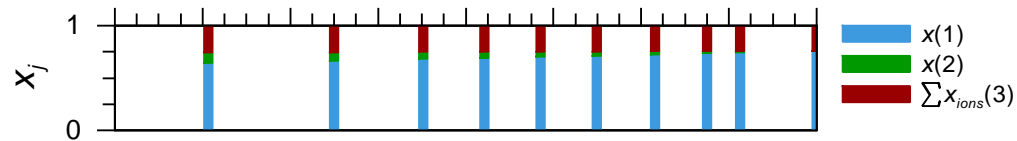
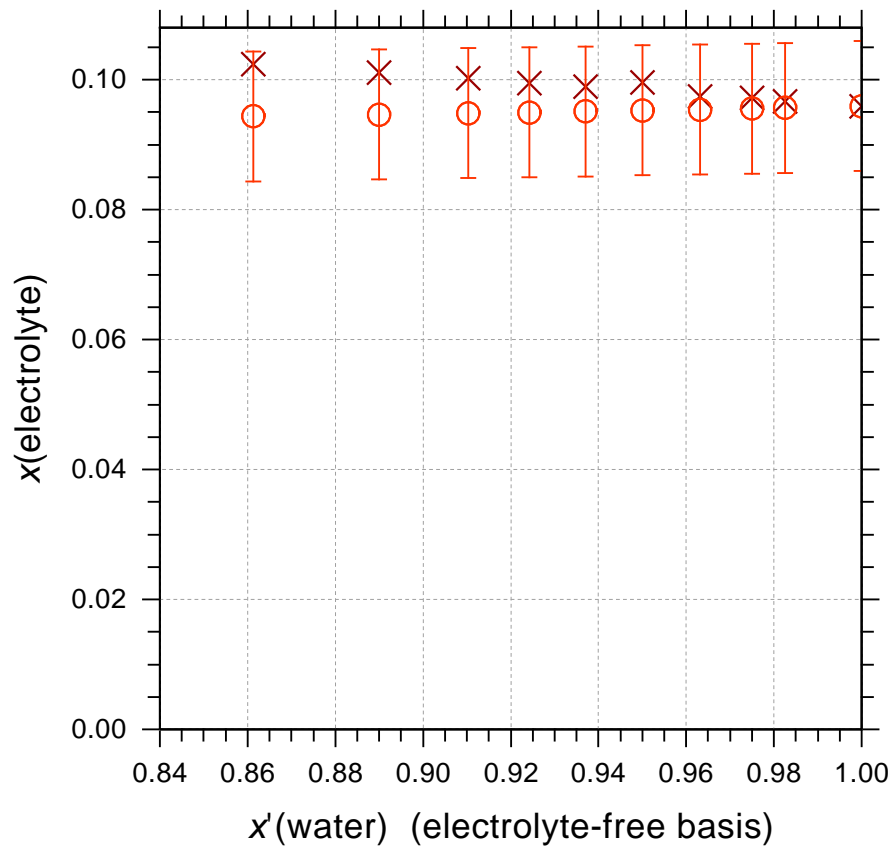
Fig. S0302 (AIOMFAC_output_0362)

H₂O (1) + Acetone (2) + MgCl₂ (3)

Temperature: 303 K

left y-axis:

- × MgCl₂+Acetone+Water_SLE_Tao_303K
- AIOMFAC calc. SLE composition



initial weighting of dataset:
 $w^{\text{init}}(0362) = 0.800$
dataset contribution to F_{obj} :
 $f_{\text{val}}(0362) = 1.3203\text{E-}02$
rel. contribution = 0.0063 %

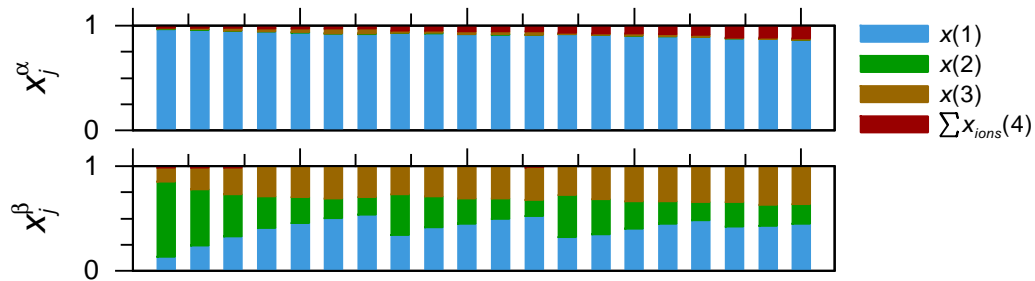
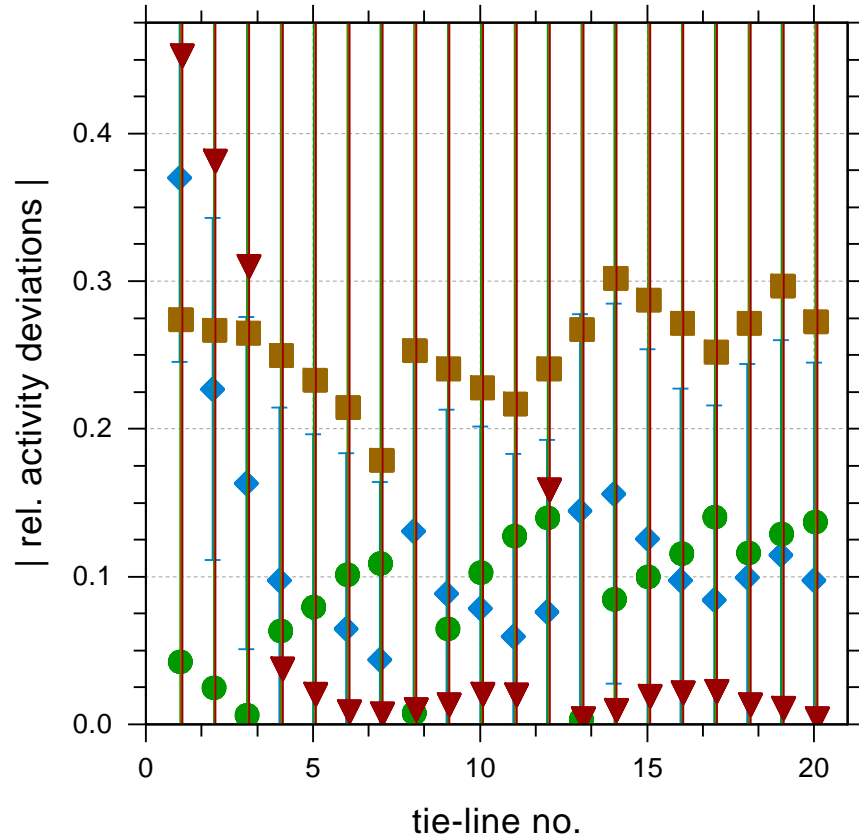
left y-axis:

- ◆ AIOMFAC water (1) activity, rel. deviations
- AIOMFAC organic (2) activity, rel. deviations
- AIOMFAC organic (3) activity, rel. deviations
- ▼ AIOMFAC IAP, rel. deviations comp.(4)

Fig. S0303 (AIOMFAC_output_0304)

H₂O (1) + 4-Methyl-2-pentanone (2) + Propanoic_acid (3) + Na₂SO₄ (4)

Temperature: 308 K



initial weighting of dataset:
 $w^{init}(0304) = 1.000$
dataset contribution to F_{obj} :
 $fval(0304) = 5.8900E-01$
rel. contribution = 0.2801 %

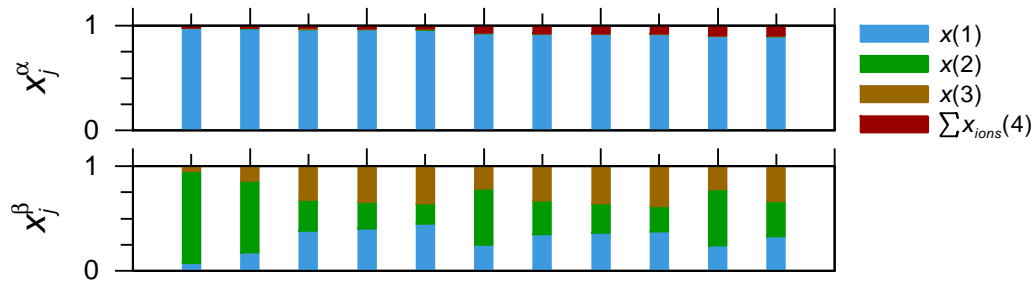
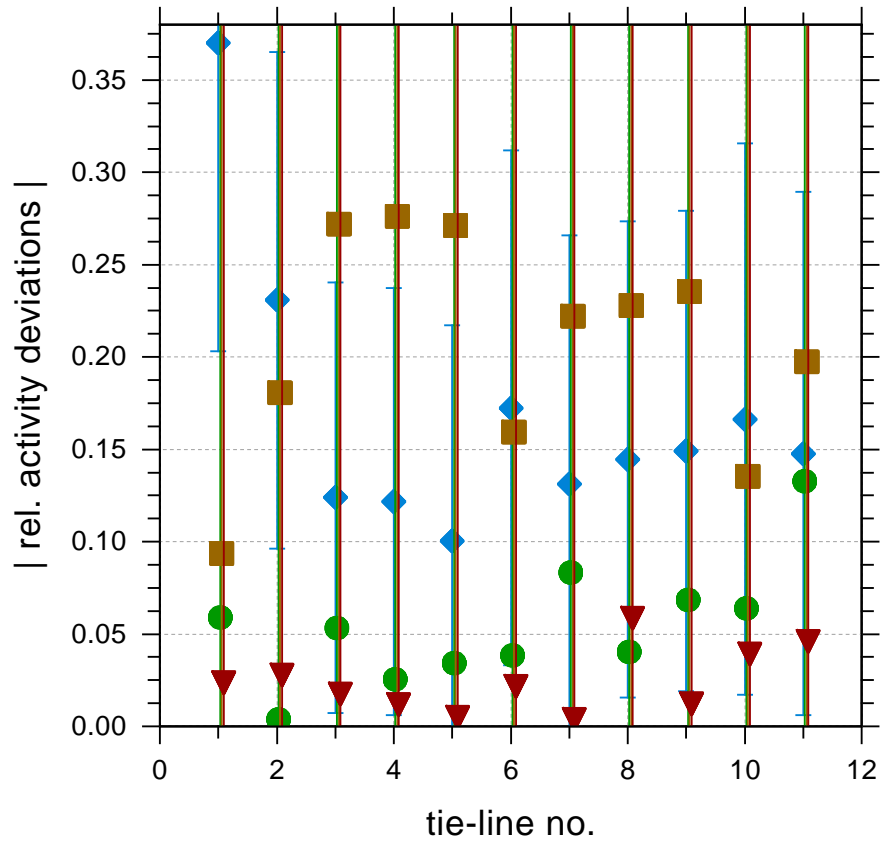
left y-axis:

Fig. S0304 (AIOMFAC_output_0308)

H₂O (1) + 4-Methyl-2-pentanone (2) + Butyric_acid (3) + Na₂SO₄ (4)

Temperature: 308 K

- ◆ AIOMFAC water (1) activity, rel. deviations
- AIOMFAC organic (2) activity, rel. deviations
- AIOMFAC organic (3) activity, rel. deviations
- ▼ AIOMFAC IAP, rel. deviations comp.(4)



initial weighting of dataset:
 $w^{init}(0308) = 1.000$
 dataset contribution to F_{obj} :
 $fval(0308) = 4.2202E-01$
 rel. contribution = 0.2007 %

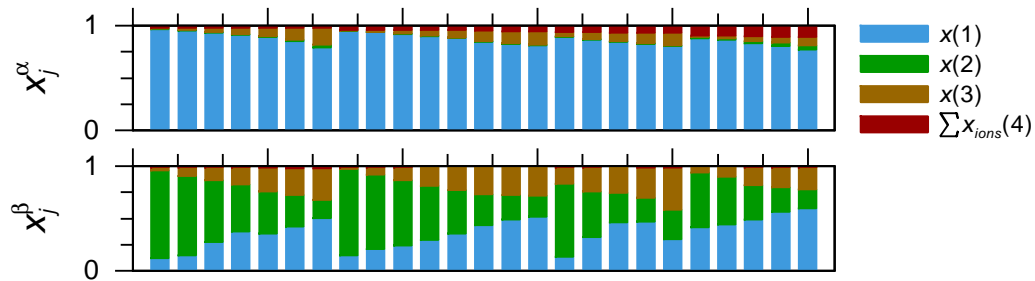
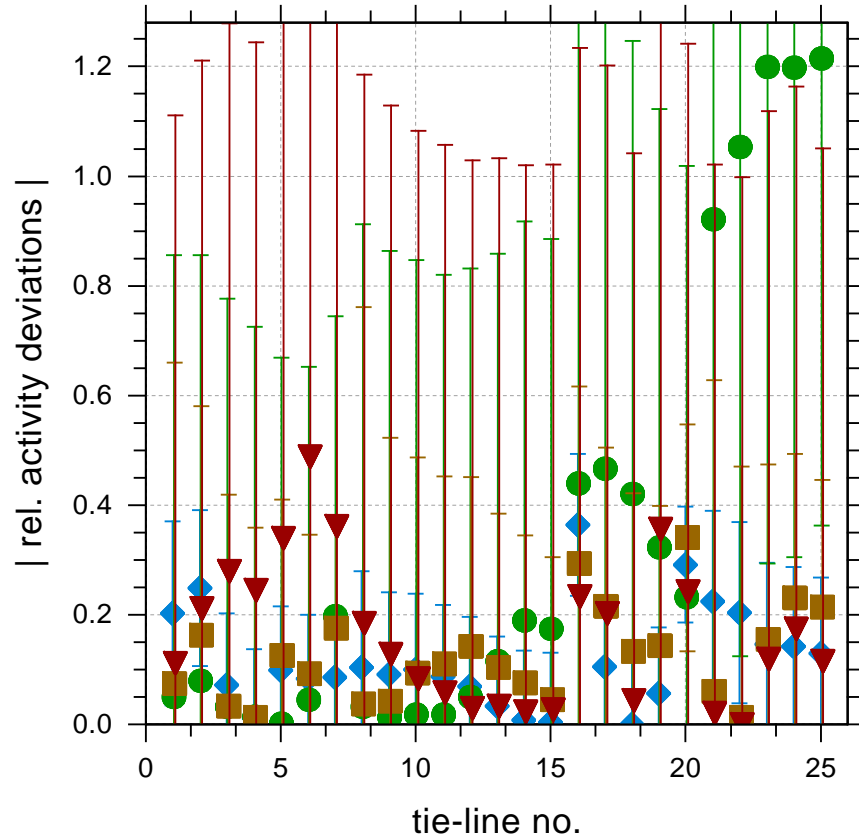
left y-axis:

Fig. S0305 (AIOMFAC_output_0315)

H₂O (1) + 4-Methyl-2-pentanone (2) + Acetic_acid (3) + Na₂SO₄ (4)

Temperature: 308 K

- ◆ AIOMFAC water (1) activity, rel. deviations
- AIOMFAC organic (2) activity, rel. deviations
- AIOMFAC organic (3) activity, rel. deviations
- ▼ AIOMFAC IAP, rel. deviations comp.(4)



initial weighting of dataset:
 $w^{init}(0315) = 1.000$
 dataset contribution to F_{obj} :
 $fval(0315) = 1.8778E+00$
 rel. contribution = 0.8930 %

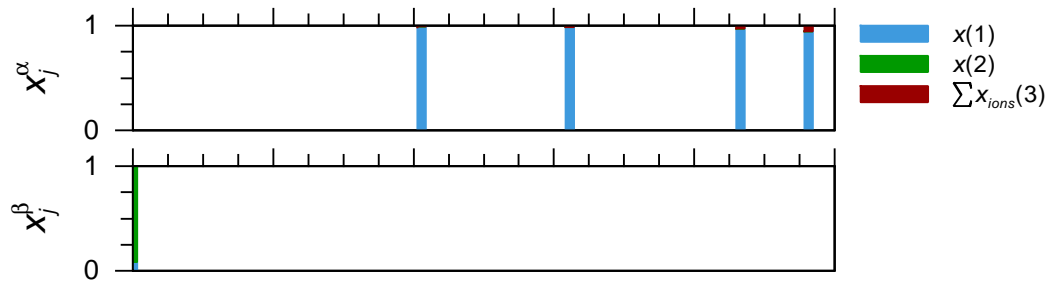
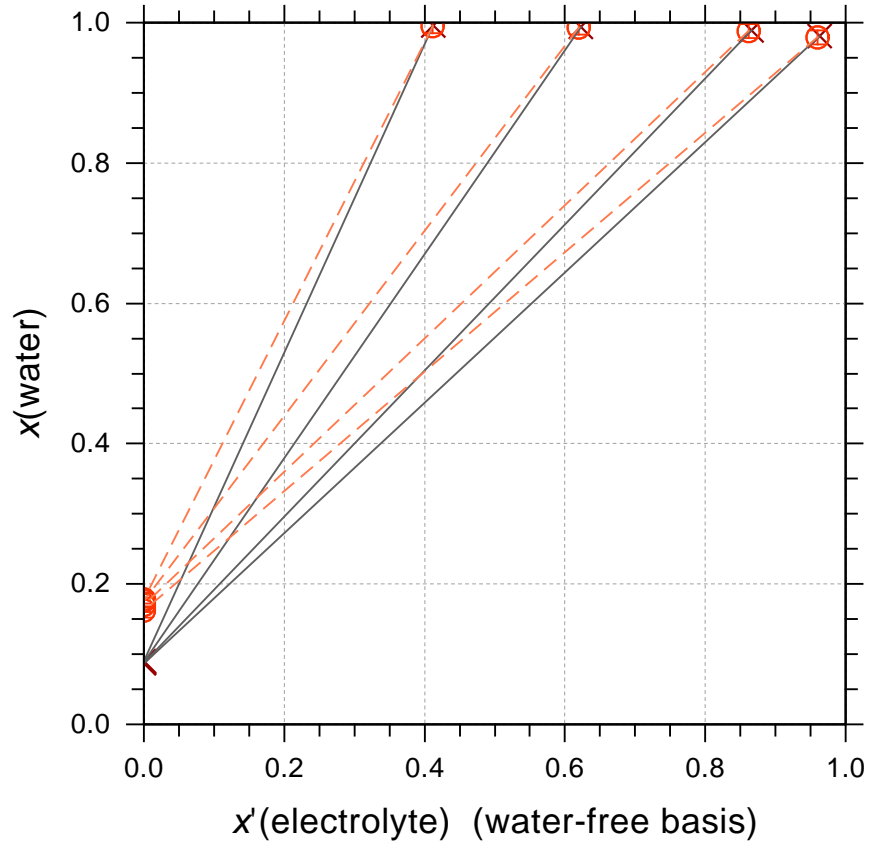
Fig. S0306 (AIOMFAC_output_0355)

H₂O (1) + 4-Methyl-2-pentanone (2) + Na₂SO₄ (3)

Temperature: 298 K

left y-axis:

- × Na₂SO₄+4-Methyl-2-pentanone+Water_LLE_Schunk
- AIOMFAC calc. LLE composition



initial weighting of dataset:

$$w^{init}(0355) = 1.000$$

dataset contribution to F_{obj} :

$$fval(0355) = 2.2259E-01$$

rel. contribution = 0.1058 %

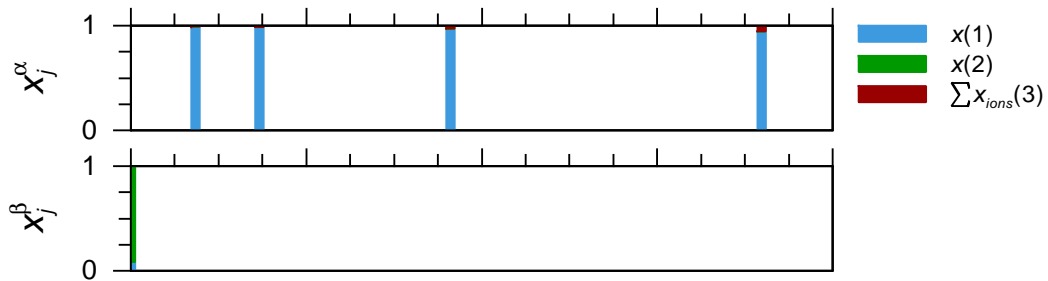
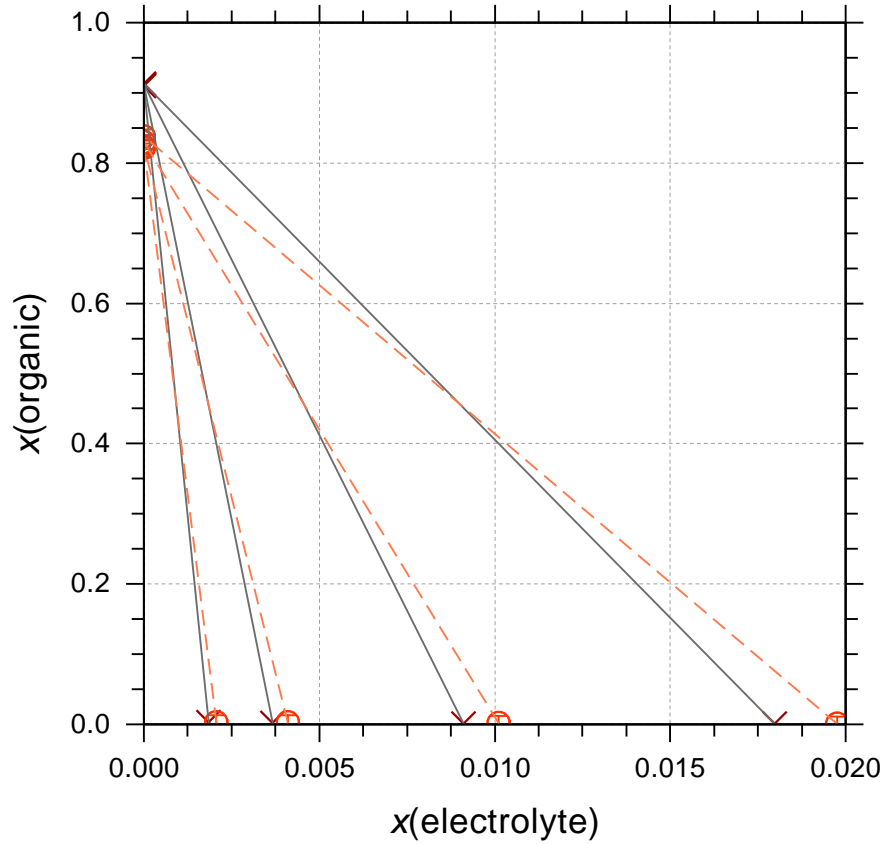
Fig. S0306a (AIOMFAC_output_0355)

H₂O (1) + 4-Methyl-2-pentanone (2) + Na₂SO₄ (3)

Temperature: 298 K

left y-axis:

- × Na2SO4+4-Methyl-2-pentanone+Water_LLE_Schunk
- AIOMFAC calc. LLE composition



initial weighting of dataset:
 $w^{init}(0355) = 1.000$
 dataset contribution to F_{obj} :
 $fval(0355) = 2.2259E-01$
 rel. contribution = 0.1058 %

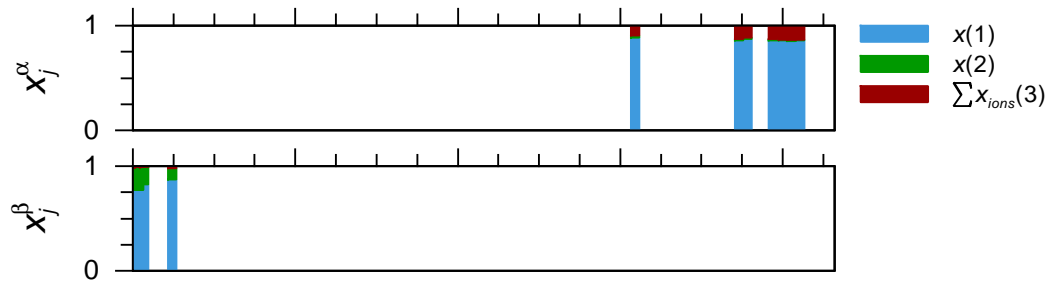
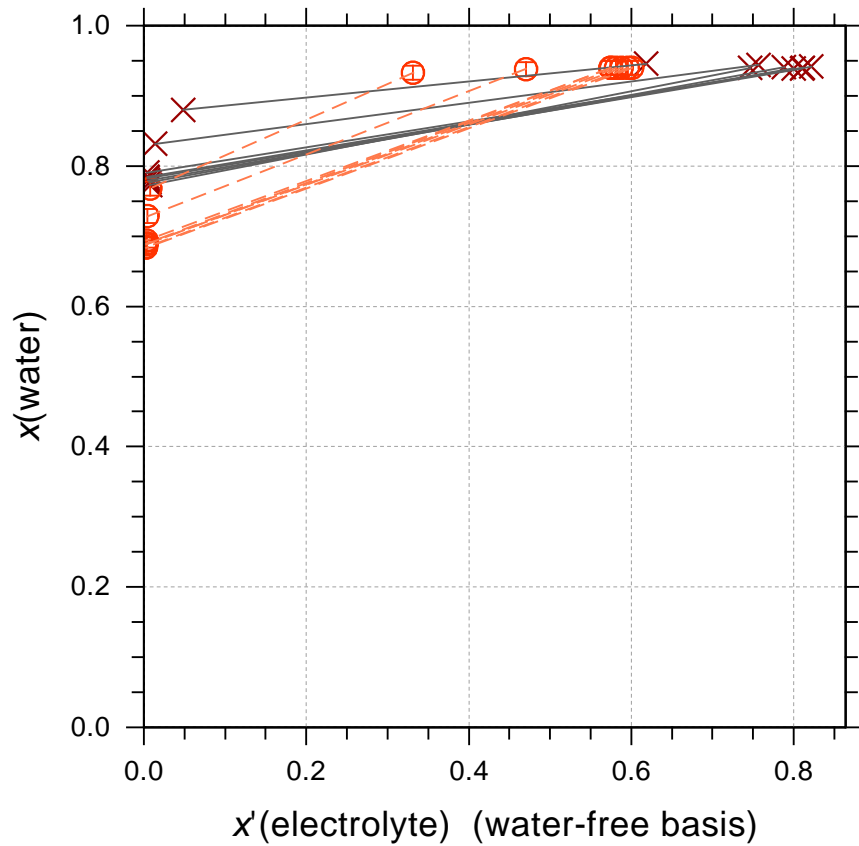
Fig. S0307 (AIOMFAC_output_0925)

H₂O (1) + Acetone (2) + Na₂SO₄ (3)

Temperature range: 303 -- 323 K

left y-axis:

- × Na₂SO₄+Acetone+Water_LLE_Lynn
- AIOMFAC calc. LLE composition



initial weighting of dataset:
 $w^{init}(0925) = 0.800$
 dataset contribution to F_{obj} :
 $fval(0925) = 1.3807E-01$
 rel. contribution = 0.0657 %

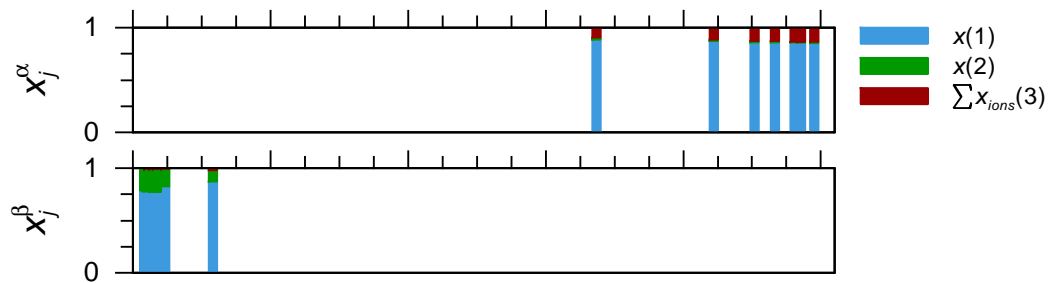
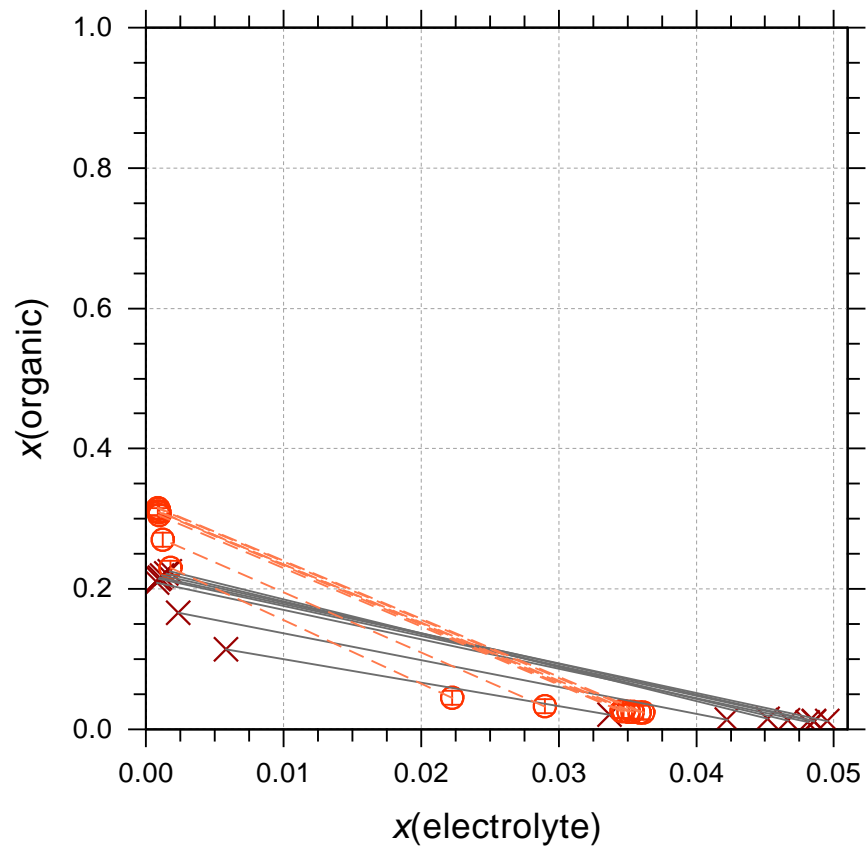
Fig. S0307a (AIOMFAC_output_0925)

H₂O (1) + Acetone (2) + Na₂SO₄ (3)

Temperature range: 303 -- 323 K

left y-axis:

- × Na2SO4+Acetone+Water_LLE_Lynn
- AIOMFAC calc. LLE composition



initial weighting of dataset:
 $w^{init}(0925) = 0.800$
 dataset contribution to F_{obj} :
 $fval(0925) = 1.3807E-01$
 rel. contribution = 0.0657 %

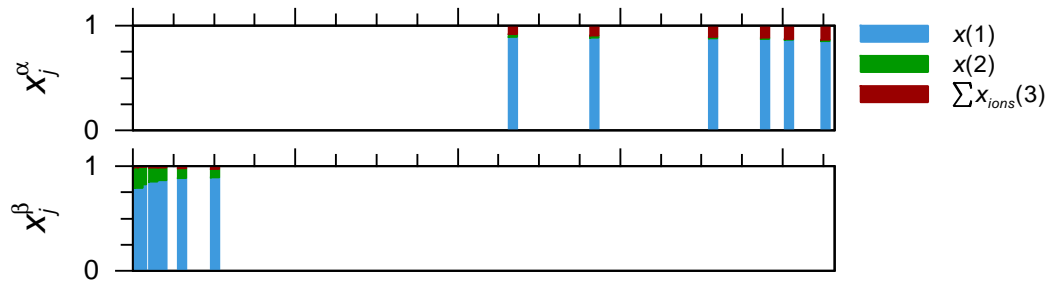
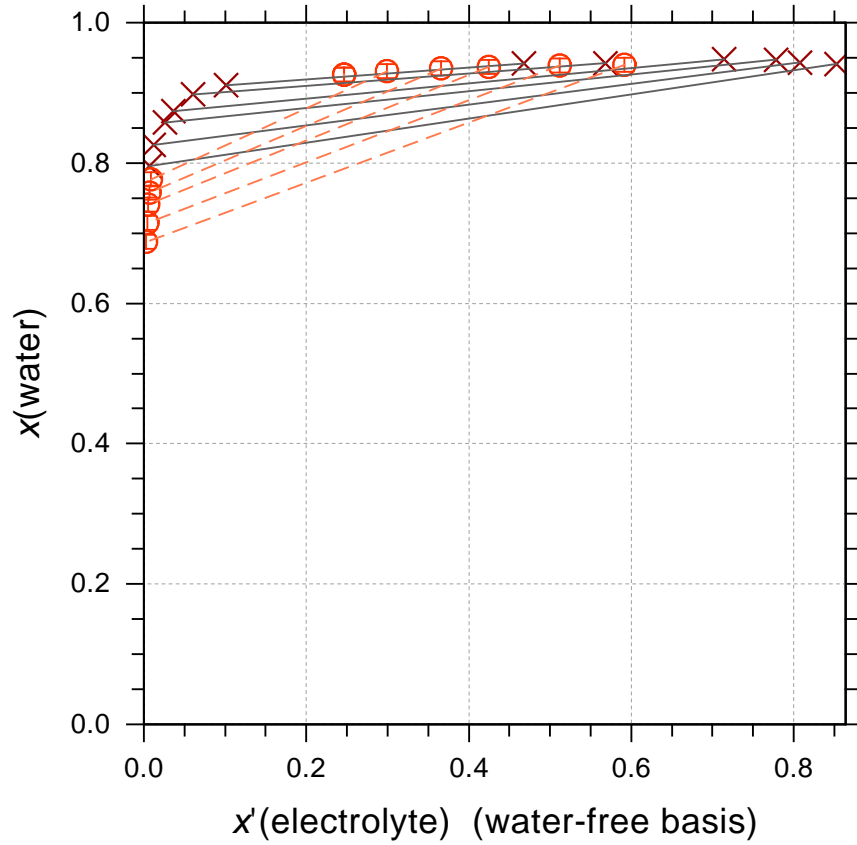
Fig. S0308 (AIOMFAC_output_0926)

H₂O (1) + Acetone (2) + Na₂SO₄ (3)

Temperature: 308 K

left y-axis:

- × Na2SO4+Acetone+Water_LLE_Lynn_308K
- AIOMFAC calc. LLE composition



initial weighting of dataset:
 $w^{init}(0926) = 0.800$
 dataset contribution to F_{obj} :
 $fval(0926) = 1.8045E-01$
 rel. contribution = 0.0858 %

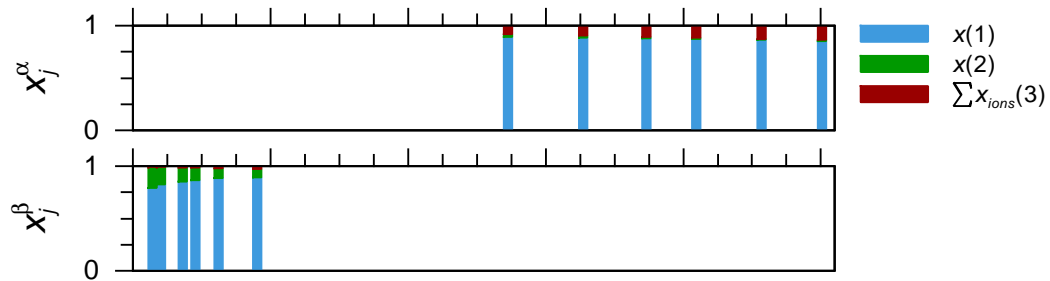
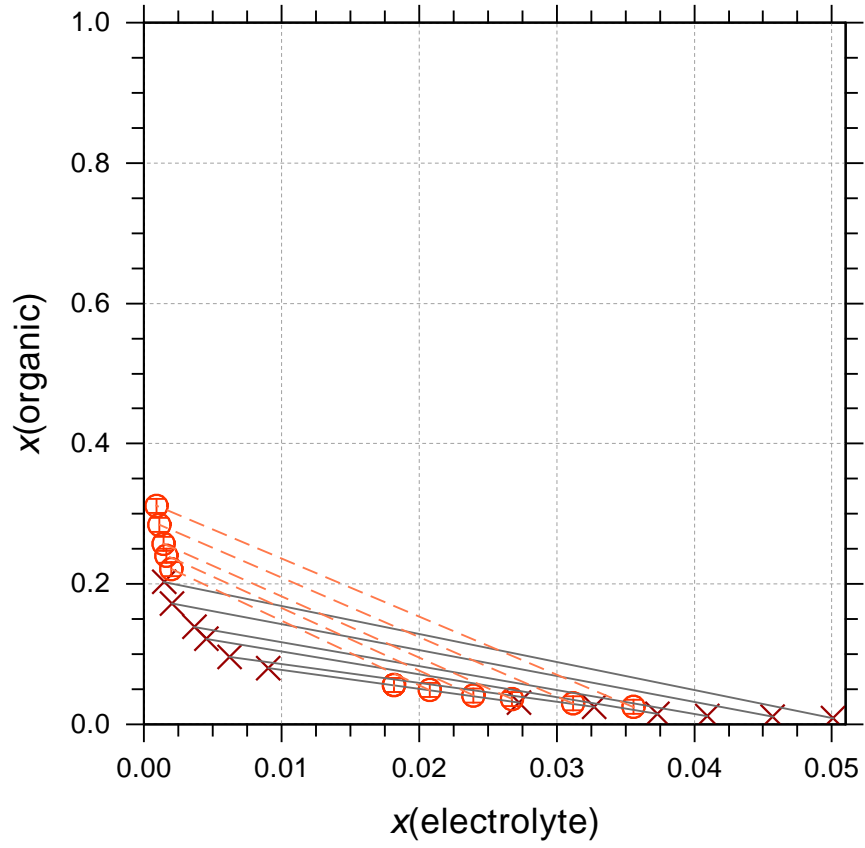
Fig. S0308a (AIOMFAC_output_0926)

H₂O (1) + Acetone (2) + Na₂SO₄ (3)

Temperature: 308 K

left y-axis:

- × Na₂SO₄+Acetone+Water_LLE_Lynn_308K
- AIOMFAC calc. LLE composition



initial weighting of dataset:
 $w^{init}(0926) = 0.800$
dataset contribution to F_{obj} :
 $fval(0926) = 1.8045E-01$
rel. contribution = 0.0858 %

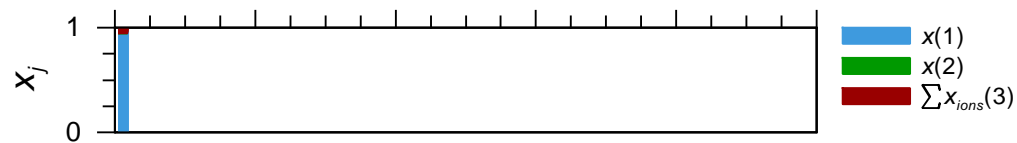
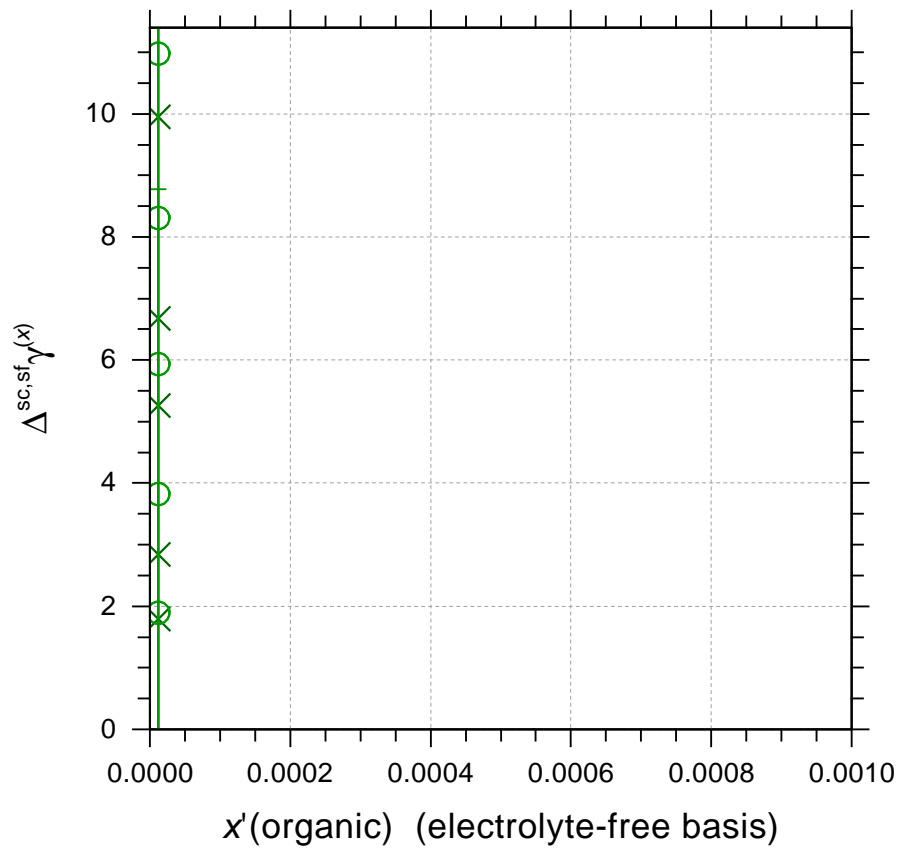
Fig. S0309 (AIOMFAC_output_0989)

H₂O (1) + Acetone (2) + Na₂SO₄ (3)

Temperature: 323 K

left y-axis:

- × Na2SO4+Acetone+Water_VLE_Chai (EXP, org.)
- AIOMFAC $\Delta_{org}^{sc,sl}(x)$



initial weighting of dataset:
 $w^{init}(0989) = 0.100$
 dataset contribution to F_{obj} :
 $fval(0989) = 2.0003E-03$
 rel. contribution = 0.0010 %

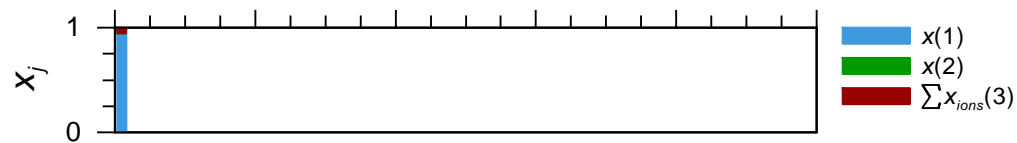
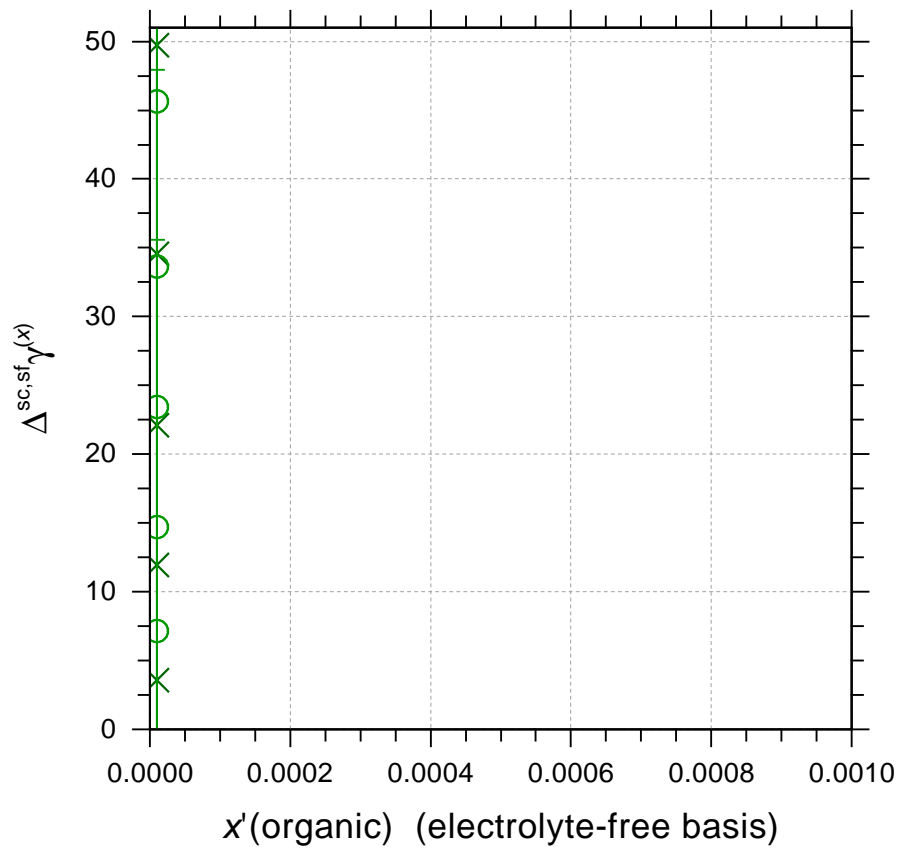
Fig. S0310 (AIOMFAC_output_0990)

H₂O (1) + 2-Butanone (2) + Na₂SO₄ (3)

Temperature: 323 K

left y-axis:

- × Na2SO4+2-Butanone+Water_VLE_Chai (EXP, org.)
- AIOMFAC $\Delta_{org.}^{sc,sl}(x)$

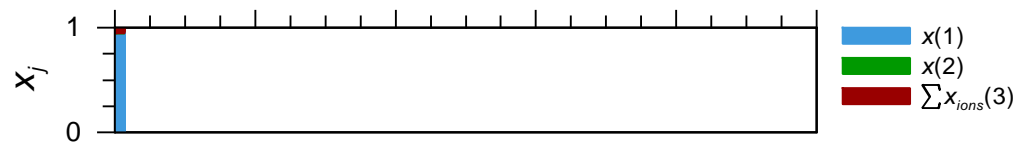
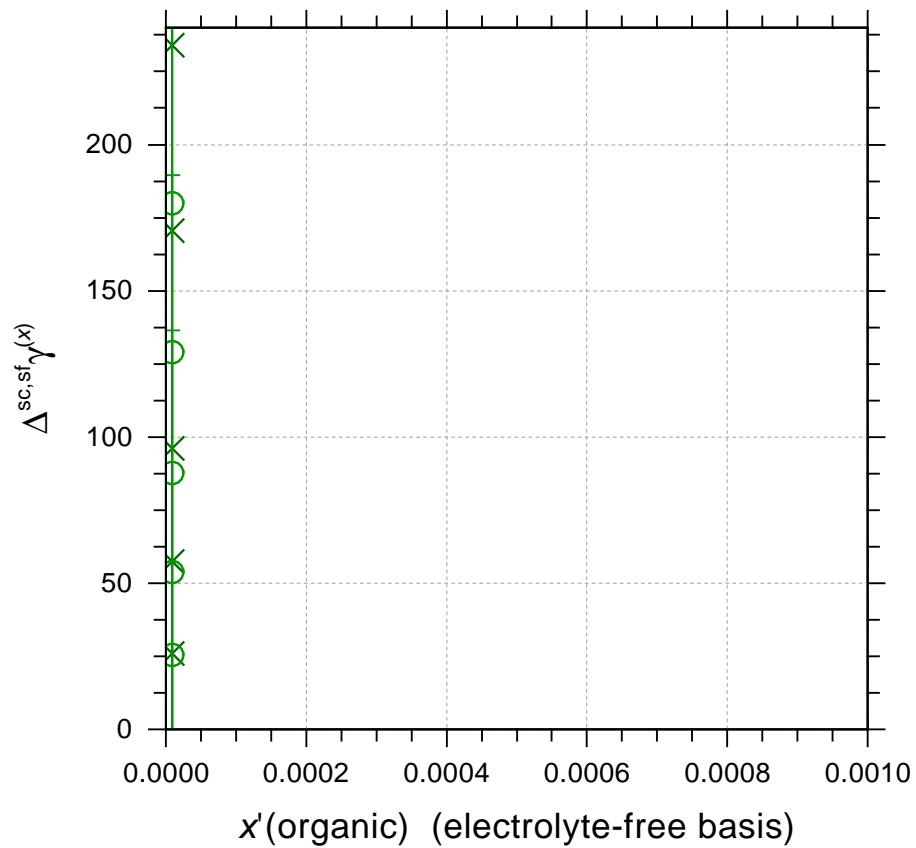


initial weighting of dataset:
 $w^{init}(0990) = 0.100$
 dataset contribution to F_{obj} :
 $fval(0990) = 1.7249E-03$
 rel. contribution = 0.0008 %

Fig. S0311 (AIOMFAC_output_0991)
 H₂O (1) + 2-Pentanone (2) + Na₂SO₄ (3)
 Temperature: 323 K

left y-axis:

- × Na2SO4+2-Pentanone+Water_VLE_Chai (EXP, org.)
- AIOMFAC $\Delta_{org}^{sc,sl}(x)$

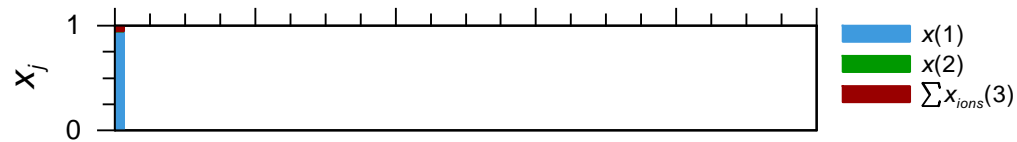
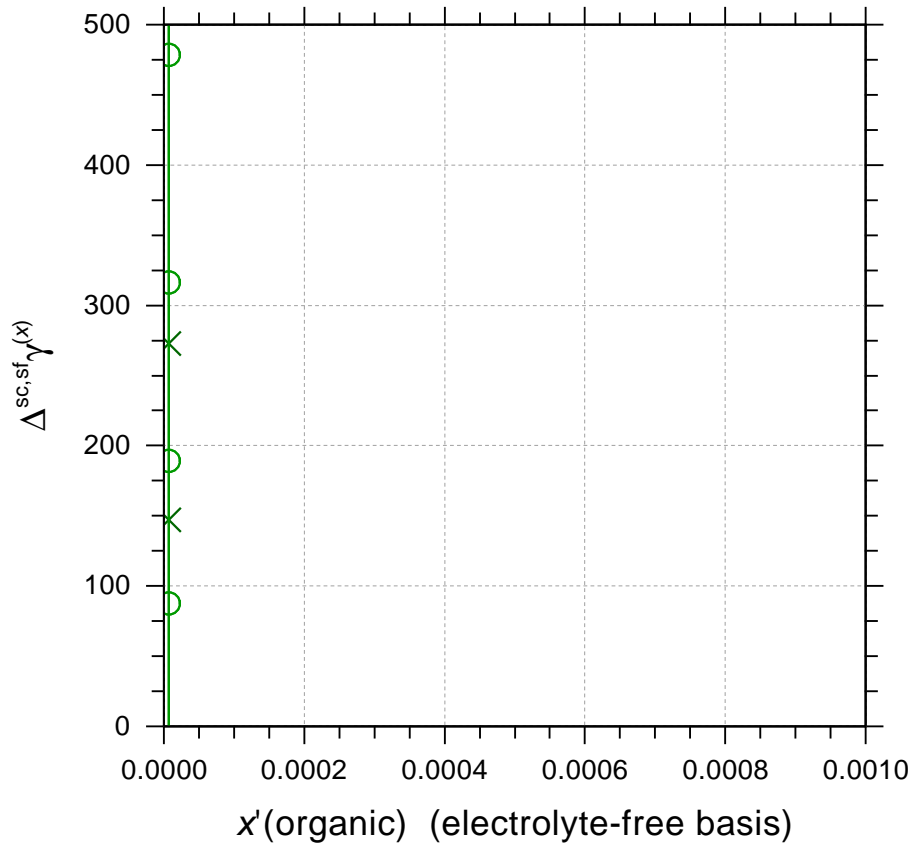


initial weighting of dataset:
 $w^{init}(0991) = 0.100$
 dataset contribution to F_{obj} :
 $fval(0991) = 2.4618E-03$
 rel. contribution = 0.0012 %

Fig. S0312 (AIOMFAC_output_0992)

H₂O (1) + 2-Hexanone (2) + Na₂SO₄ (3)

Temperature: 323 K



left y-axis:

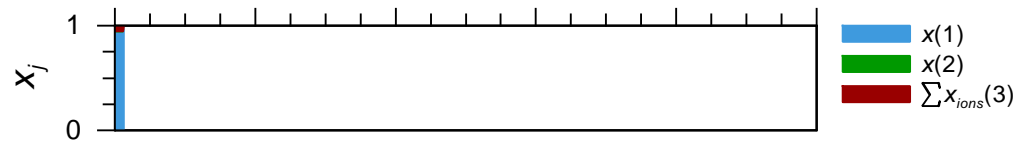
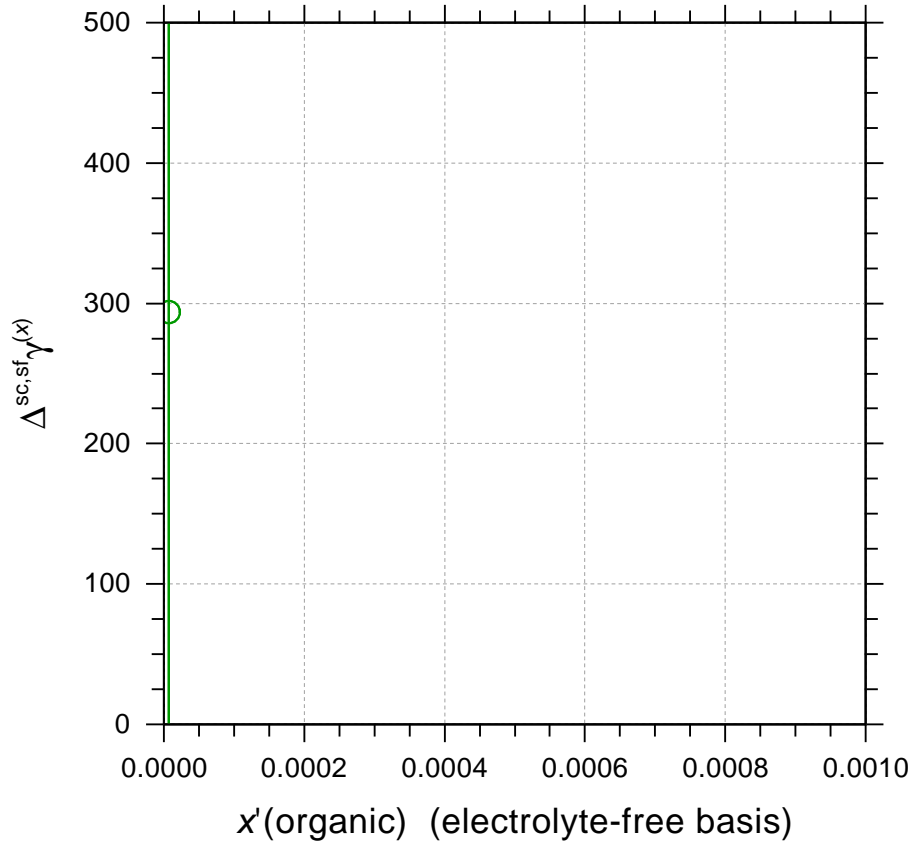
- × Na2SO4+2-Hexanone+Water_VLE_Chai (EXP, org.)
- AIOMFAC $\Delta^{sc, sf} \gamma_{org.}^{(x)}$

initial weighting of dataset:
 $w^{init}(0992) = 0.100$
dataset contribution to F_{obj} :
 $fval(0992) = 8.9005E-03$
rel. contribution = 0.0042 %

Fig. S0313 (AIOMFAC_output_0993)
 H₂O (1) + 2-Heptanone (2) + Na₂SO₄ (3)
 Temperature: 323 K

left y-axis:

- × Na2SO4+2-Heptanone+Water_VLE_Chai (EXP, org.)
- AIOMFAC $\Delta_{org}^{sc,sl,(x)}$



initial weighting of dataset:
 $w^{init}(0993) = 0.100$
 dataset contribution to F_{obj} :
 $fval(0993) = 2.0450E-02$
 rel. contribution = 0.0097 %

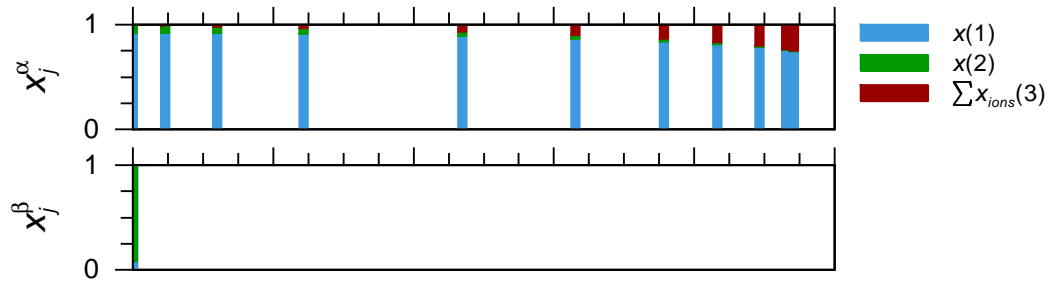
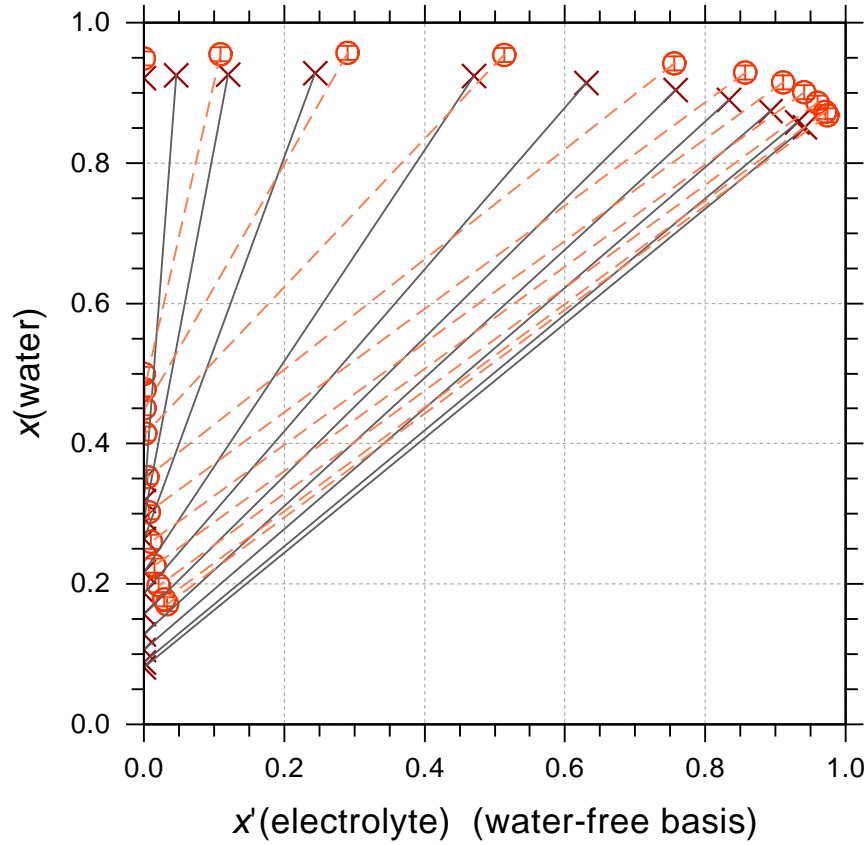
Fig. S0314 (AIOMFAC_output_0344)

H₂O (1) + 2-Butanone (2) + NaBr (3)

Temperature: 298 K

left y-axis:

- × NaBr+Butanone+Water_LLE_AI-Sahhaf
- AIOMFAC calc. LLE composition



initial weighting of dataset:
 $w^{init}(0344) = 1.000$
 dataset contribution to F_{obj} :
 $fval(0344) = 1.7930E+00$
 rel. contribution = 0.8526 %

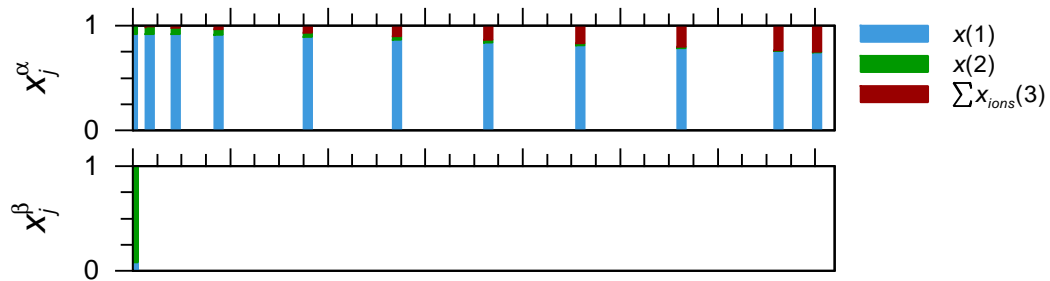
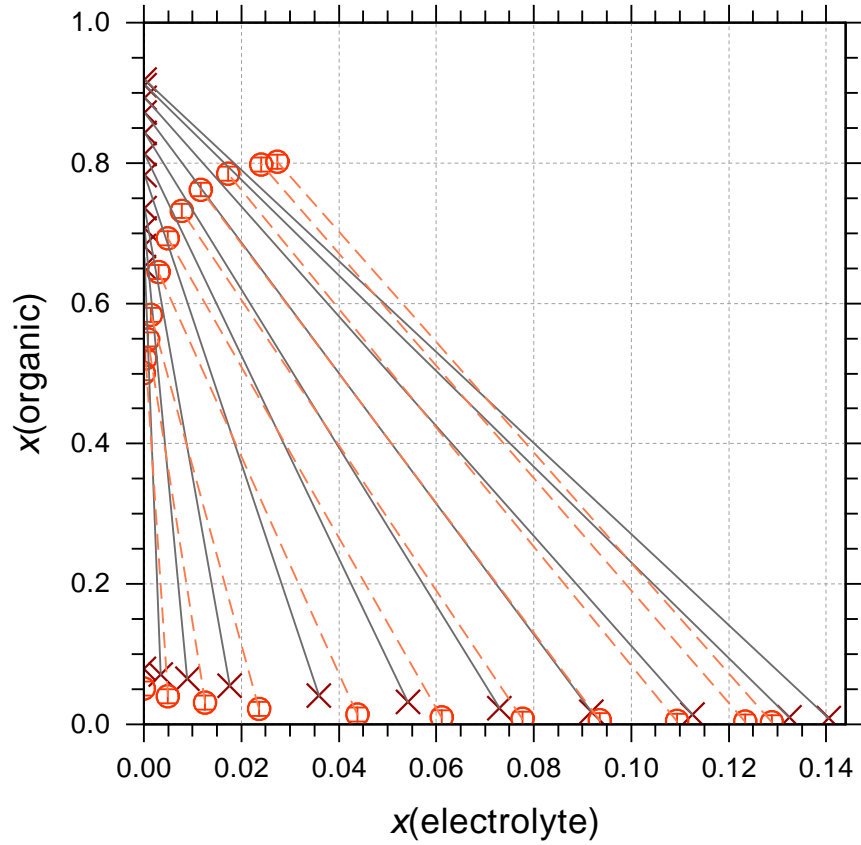
Fig. S0314a (AIOMFAC_output_0344)

H₂O (1) + 2-Butanone (2) + NaBr (3)

Temperature: 298 K

left y-axis:

- × NaBr+Butanone+Water_LLE_AI-Sahhaf
- AIOMFAC calc. LLE composition



initial weighting of dataset:
 $w^{init}(0344) = 1.000$
 dataset contribution to F_{obj} :
 $fval(0344) = 1.7930E+00$
 rel. contribution = 0.8526 %

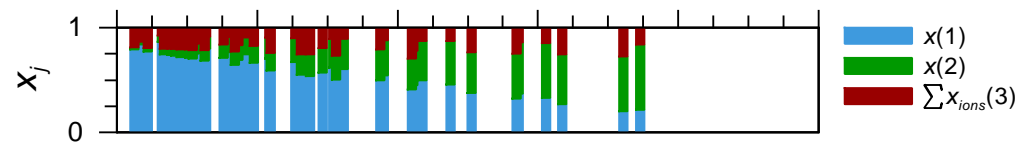
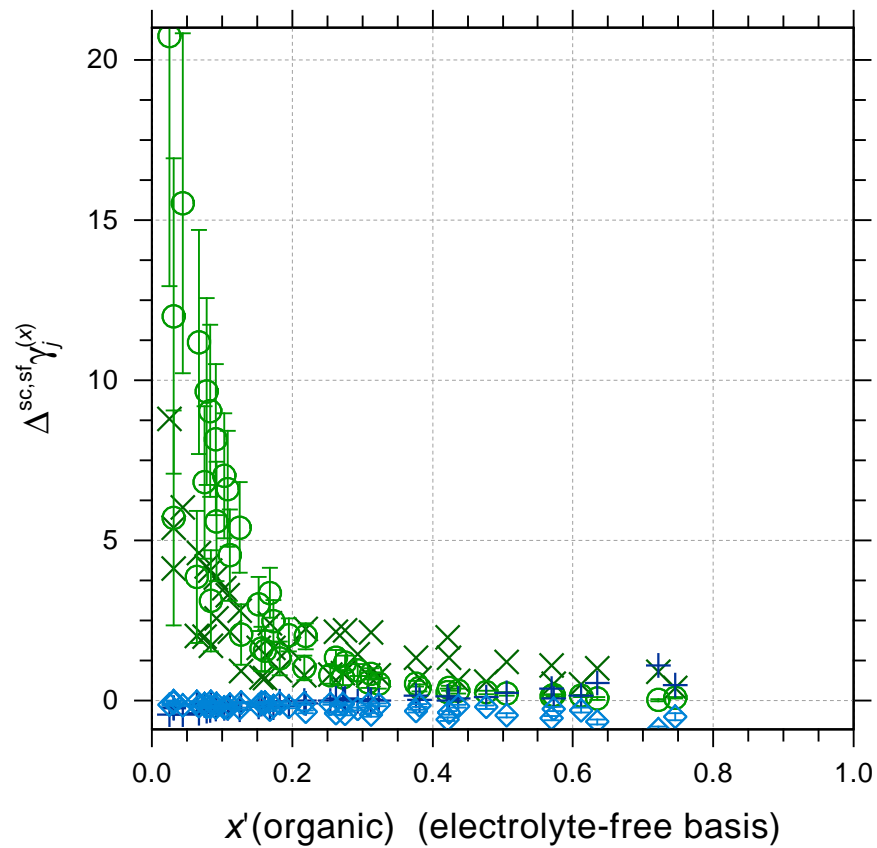
Fig. S0315 (AIOMFAC_output_0358)

H₂O (1) + Acetone (2) + NaBr (3)

Temperature range: 324 -- 356 K

left y-axis:

- × NaBr+Acetone+Water_VLE_AI-Sahhaf (EXP, org.)
- AIOMFAC $\Delta^{sc, sf}_{org} \gamma_j^{(x)}$
- + NaBr+Acetone+Water_VLE_AI-Sahhaf (EXP, water)
- ◇ AIOMFAC $\Delta^{sc, sf}_{w} \gamma_j^{(x)}$



initial weighting of dataset:
 $w^{init}(0358) = 0.500$
 dataset contribution to F_{obj} :
 $fval(0358) = 1.3663E+00$
 rel. contribution = 0.6497 %

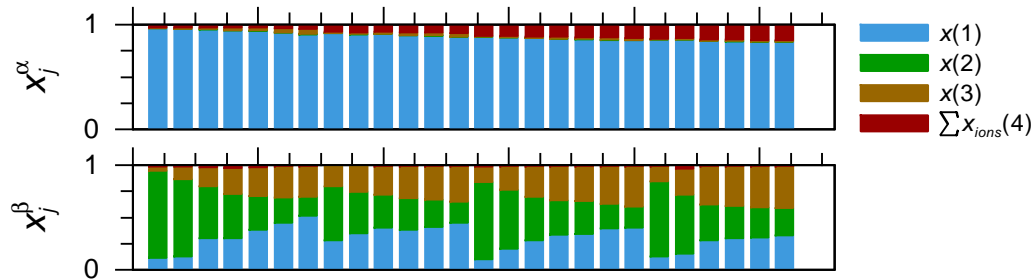
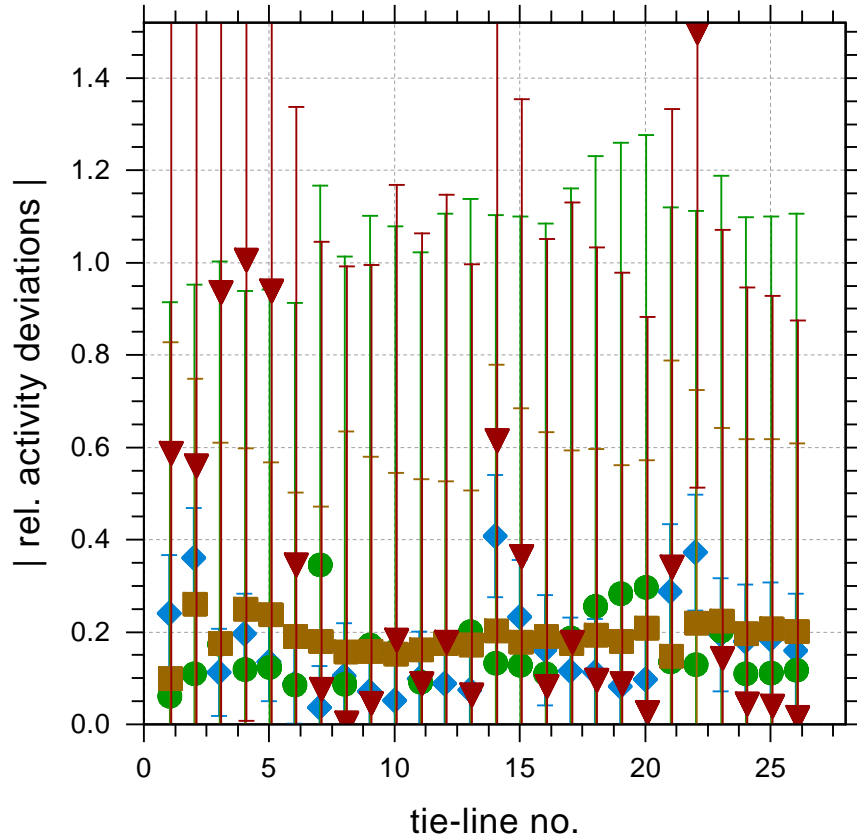
Fig. S0316 (AIOMFAC_output_0299)

H₂O (1) + 4-Methyl-2-pentanone (2) + Propanoic_acid (3) + NaCl (4)

Temperature: 308 K

left y-axis:

- ◆ AIOMFAC water (1) activity, rel. deviations
- AIOMFAC organic (2) activity, rel. deviations
- AIOMFAC organic (3) activity, rel. deviations
- ▼ AIOMFAC IAP, rel. deviations comp.(4)



initial weighting of dataset:
 $w^{init}(0299) = 1.000$
 dataset contribution to F_{obj} :
 $fval(0299) = 1.7795E+00$
 rel. contribution = 0.8462 %

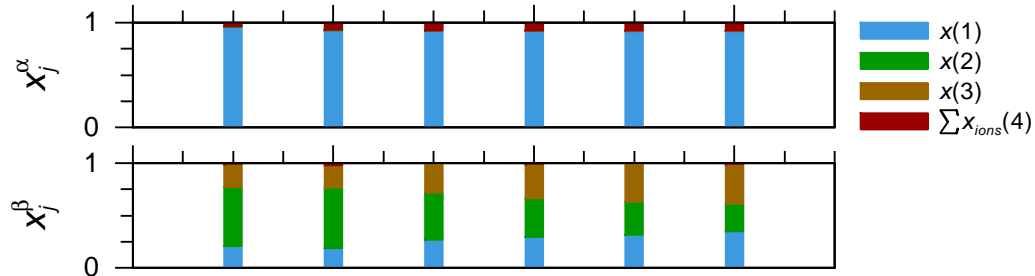
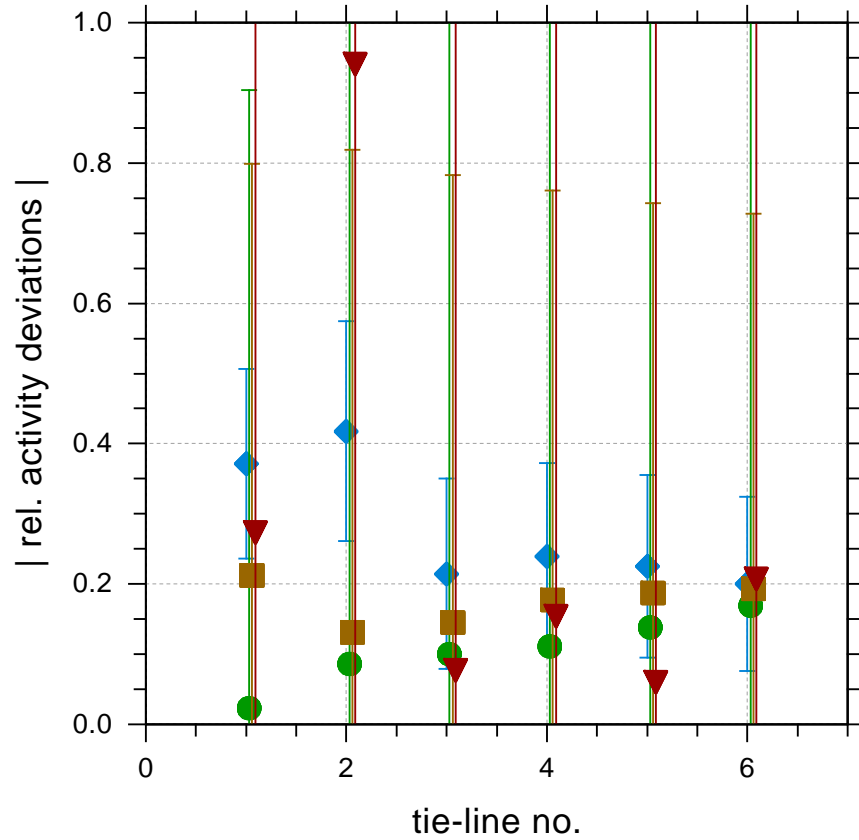
Fig. S0317 (AIOMFAC_output_0306)

H₂O (1) + 4-Methyl-2-pentanone (2) + Butyric_acid (3) + NaCl (4)

Temperature: 308 K

left y-axis:

- ◆ AIOMFAC water (1) activity, rel. deviations
- AIOMFAC organic (2) activity, rel. deviations
- AIOMFAC organic (3) activity, rel. deviations
- ▼ AIOMFAC IAP, rel. deviations comp.(4)



initial weighting of dataset:
 $w^{init}(0306) = 1.000$
 dataset contribution to F_{obj} :
 $fval(0306) = 1.5065E+00$
 rel. contribution = 0.7164 %

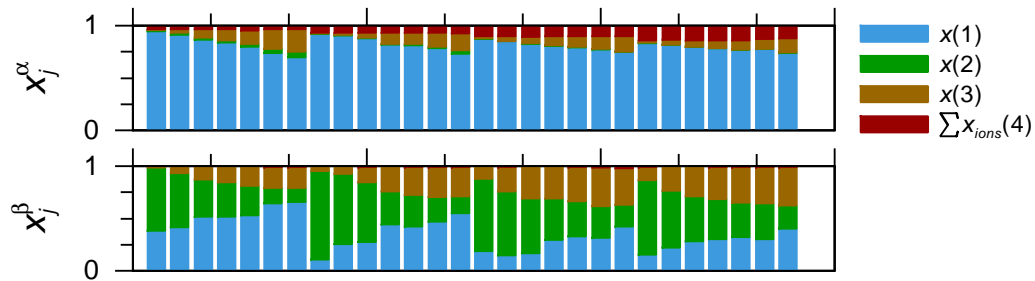
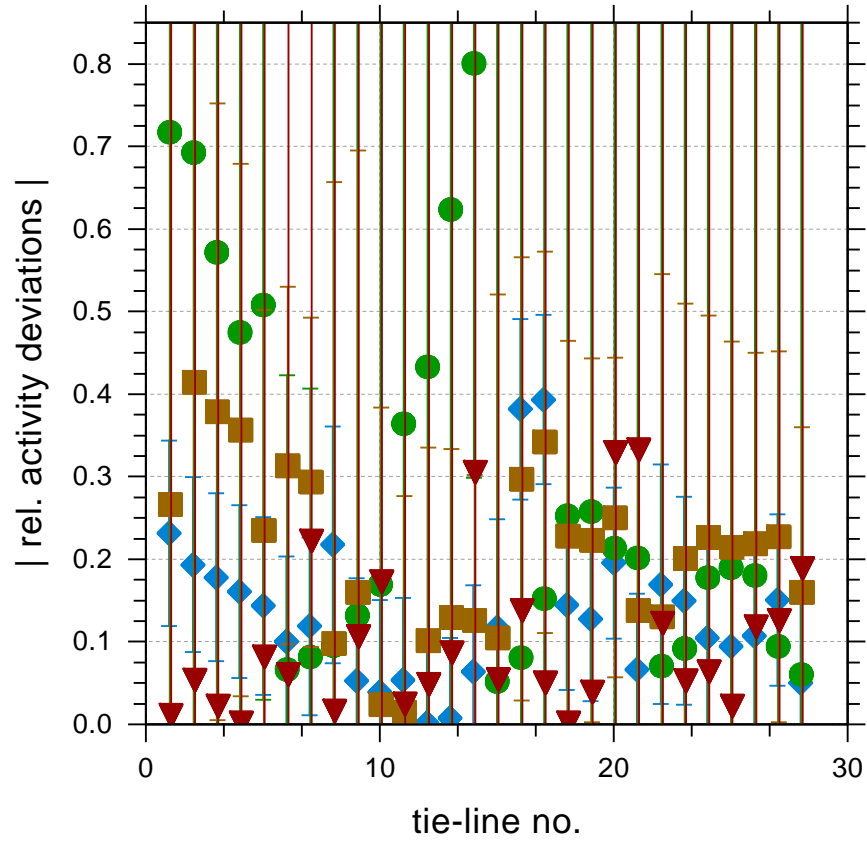
Fig. S0318 (AIOMFAC_output_0313)

H₂O (1) + 4-Methyl-2-pentanone (2) + Acetic_acid (3) + NaCl (4)

Temperature: 308 K

left y-axis:

- ◆ AIOMFAC water (1) activity, rel. deviations
- AIOMFAC organic (2) activity, rel. deviations
- AIOMFAC organic (3) activity, rel. deviations
- ▼ AIOMFAC IAP, rel. deviations comp.(4)



initial weighting of dataset:
 $w^{init}(0313) = 1.000$
 dataset contribution to F_{obj} :
 $fval(0313) = 1.1428E+00$
 rel. contribution = 0.5434 %

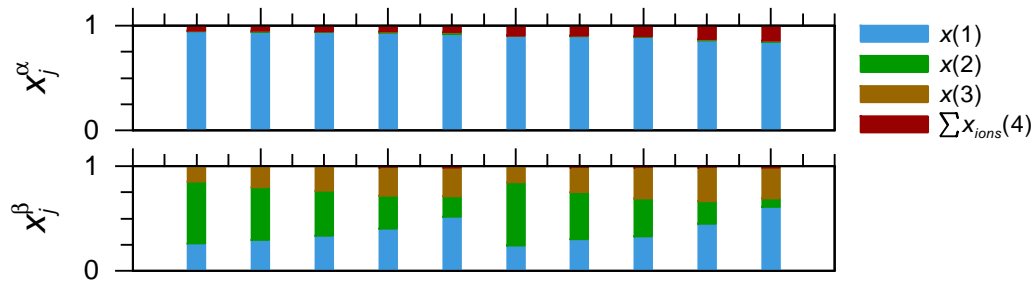
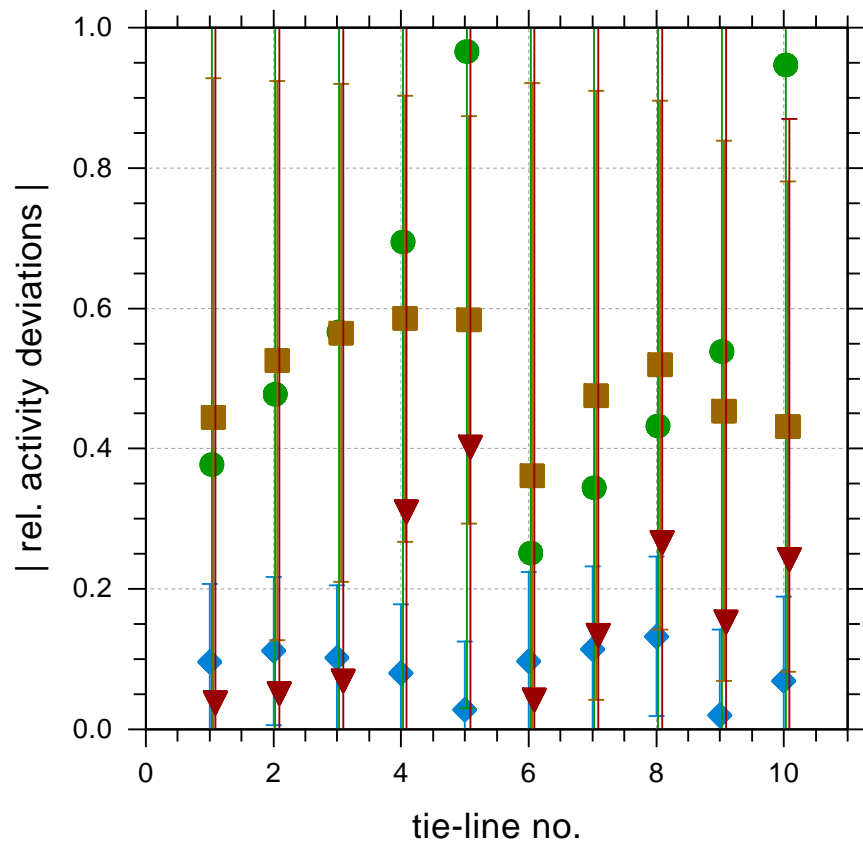
Fig. S0319 (AIOMFAC_output_0317)

H₂O (1) + 4-Methyl-2-pentanone (2) + Propanoic_acid (3) + NaCl (4)

Temperature: 298 K

left y-axis:

- ◆ AIOMFAC water (1) activity, rel. deviations
- AIOMFAC organic (2) activity, rel. deviations
- AIOMFAC organic (3) activity, rel. deviations
- ▼ AIOMFAC IAP, rel. deviations comp.(4)



initial weighting of dataset:
 $w^{init}(0317) = 1.000$
 dataset contribution to F_{obj} :
 $fval(0317) = 3.3400E+00$
 rel. contribution = 1.5883 %

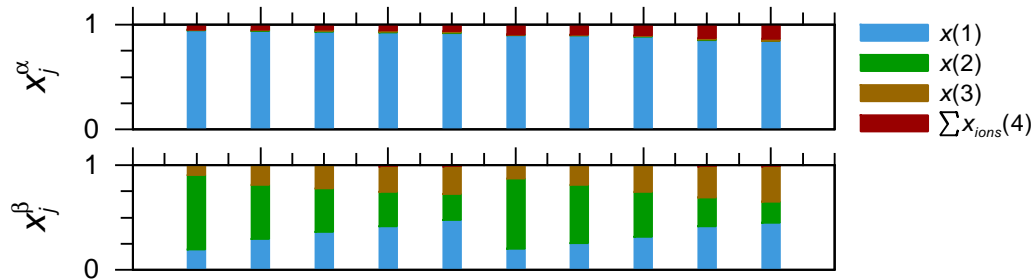
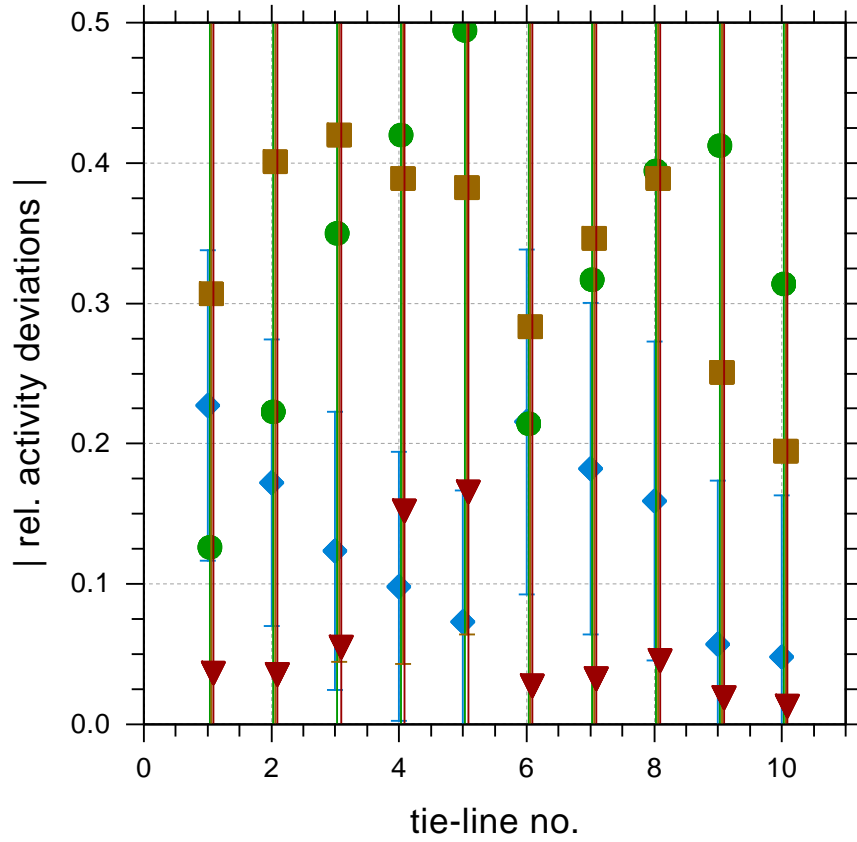
Fig. S0320 (AIOMFAC_output_0319)

H₂O (1) + 3-Methyl-2-butanone (2) + Propanoic_acid (3) + NaCl (4)

Temperature: 298 K

left y-axis:

- ◆ AIOMFAC water (1) activity, rel. deviations
- AIOMFAC organic (2) activity, rel. deviations
- AIOMFAC organic (3) activity, rel. deviations
- ▼ AIOMFAC IAP, rel. deviations comp.(4)



initial weighting of dataset:
 $w^{init}(0319) = 1.000$
 dataset contribution to F_{obj} :
 $fval(0319) = 1.3215E+00$
 rel. contribution = 0.6284 %

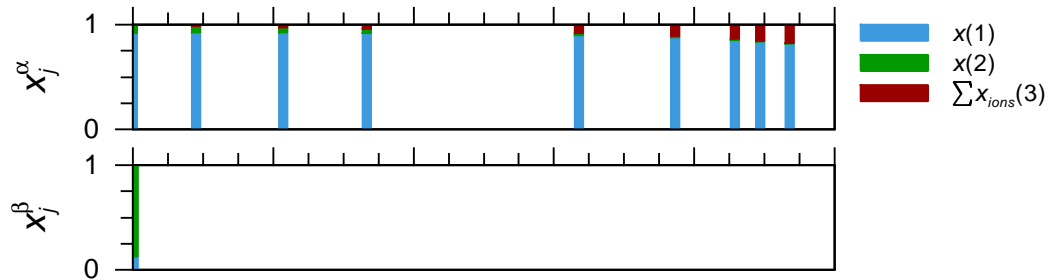
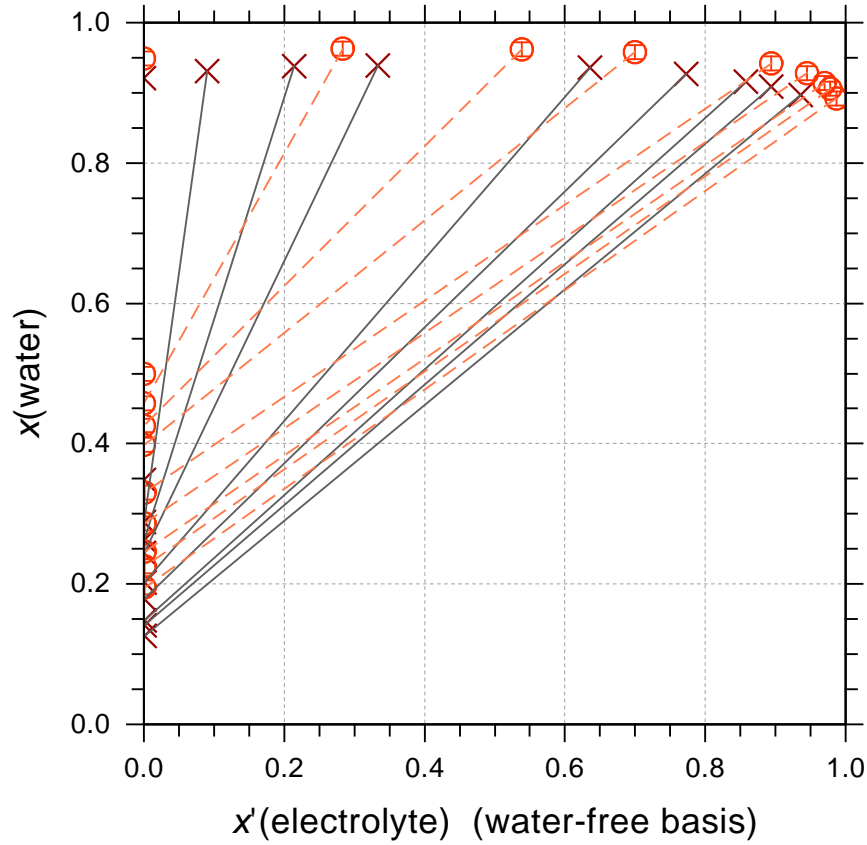
Fig. S0321 (AIOMFAC_output_0325)

H₂O (1) + 2-Butanone (2) + NaCl (3)

Temperature: 298 K

left y-axis:

- × NaCl+Butanone+Water_LLE_Li
- AIOMFAC calc. LLE composition



initial weighting of dataset:
 $w^{init}(0325) = 1.000$
 dataset contribution to F_{obj} :
 $fval(0325) = 7.4990E-01$
 rel. contribution = 0.3566 %

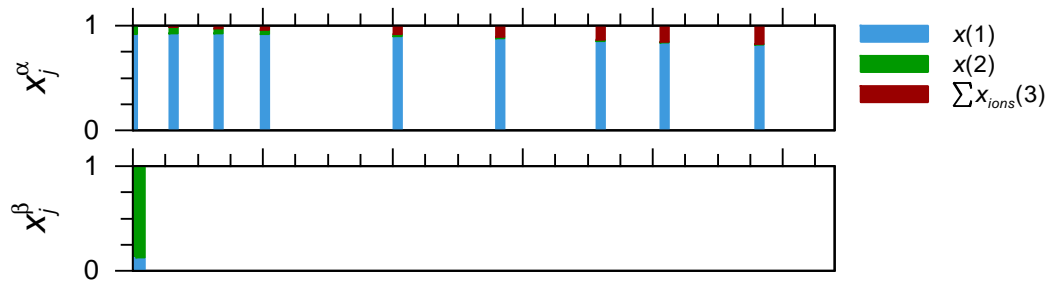
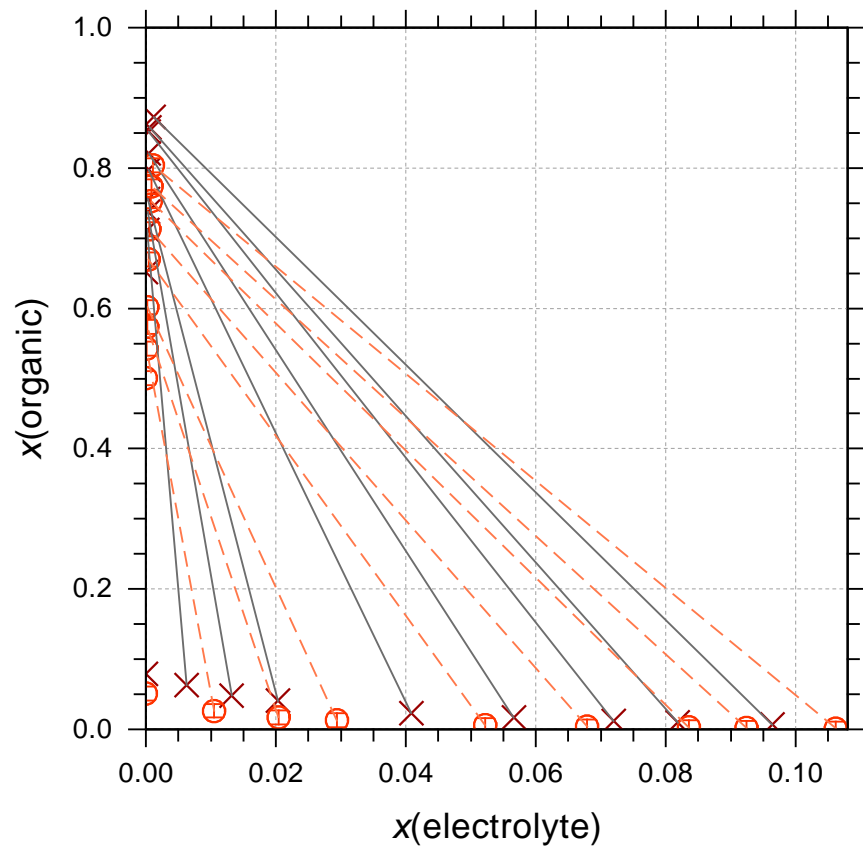
Fig. S0321a (AIOMFAC_output_0325)

H₂O (1) + 2-Butanone (2) + NaCl (3)

Temperature: 298 K

left y-axis:

- × NaCl+Butanone+Water_LLE_Li
- AIOMFAC calc. LLE composition



initial weighting of dataset:
 $w^{init}(0325) = 1.000$
 dataset contribution to F_{obj} :
 $fval(0325) = 7.4990E-01$
 rel. contribution = 0.3566 %

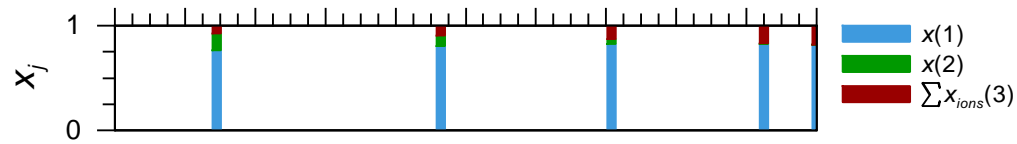
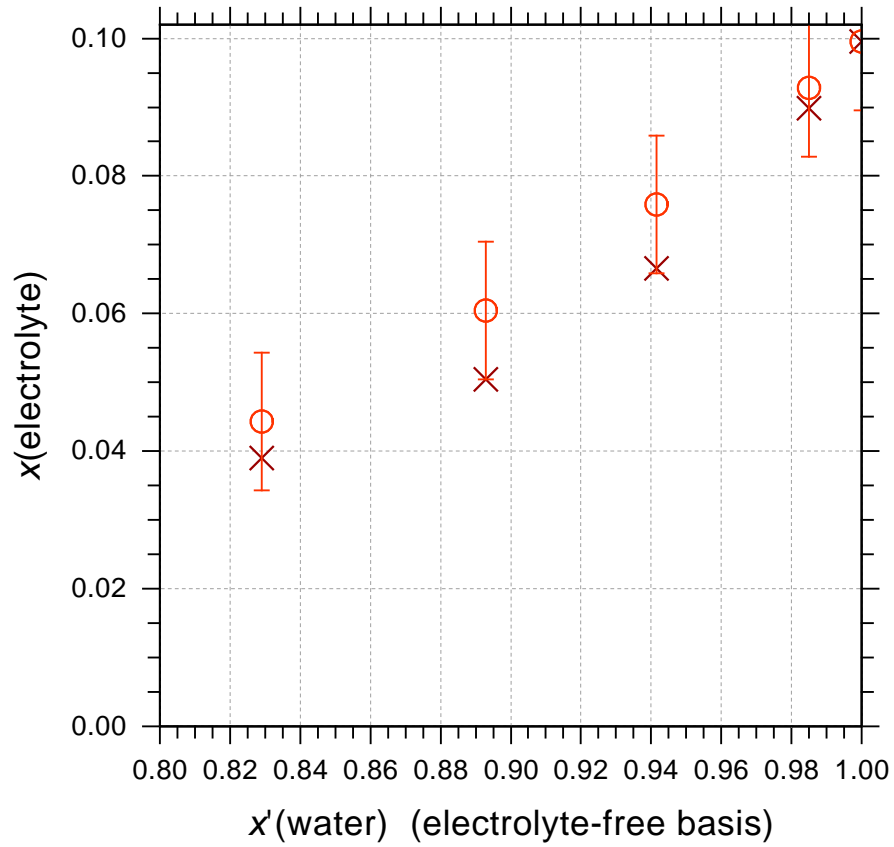
Fig. S0322 (AIOMFAC_output_0351)

H₂O (1) + Acetone (2) + NaCl (3)

Temperature: 293 K

left y-axis:

- × NaCl+Acetone+Water_SLE_Jurkiewicz
- AIOMFAC calc. SLE composition



initial weighting of dataset:
 $w^{init}(0351) = 1.000$
dataset contribution to F_{obj} :
 $fval(0351) = 5.5219E-02$
rel. contribution = 0.0263 %

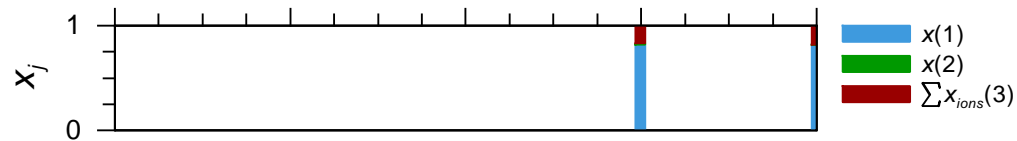
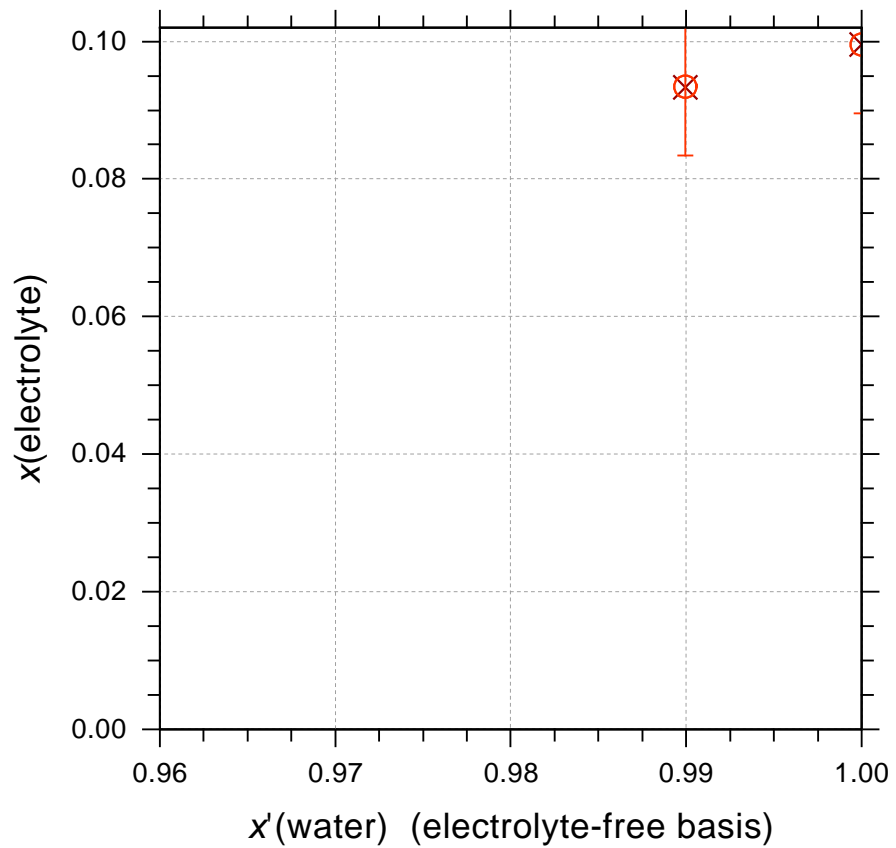
Fig. S0323 (AIOMFAC_output_0352)

H₂O (1) + 2-Butanone (2) + NaCl (3)

Temperature: 293 K

left y-axis:

- × NaCl+Butanone+Water_SLE_Jurkiewicz
- AIOMFAC calc. SLE composition



initial weighting of dataset:
 $w^{init}(0352) = 1.000$
dataset contribution to F_{obj} :
 $fval(0352) = 5.5362E-08$
rel. contribution = 0.0000 %

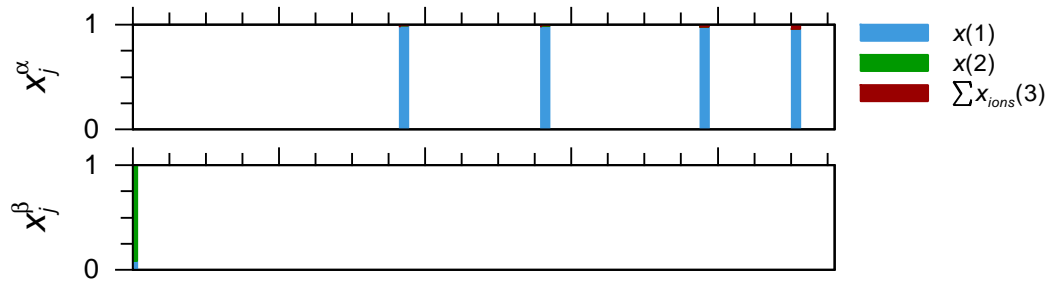
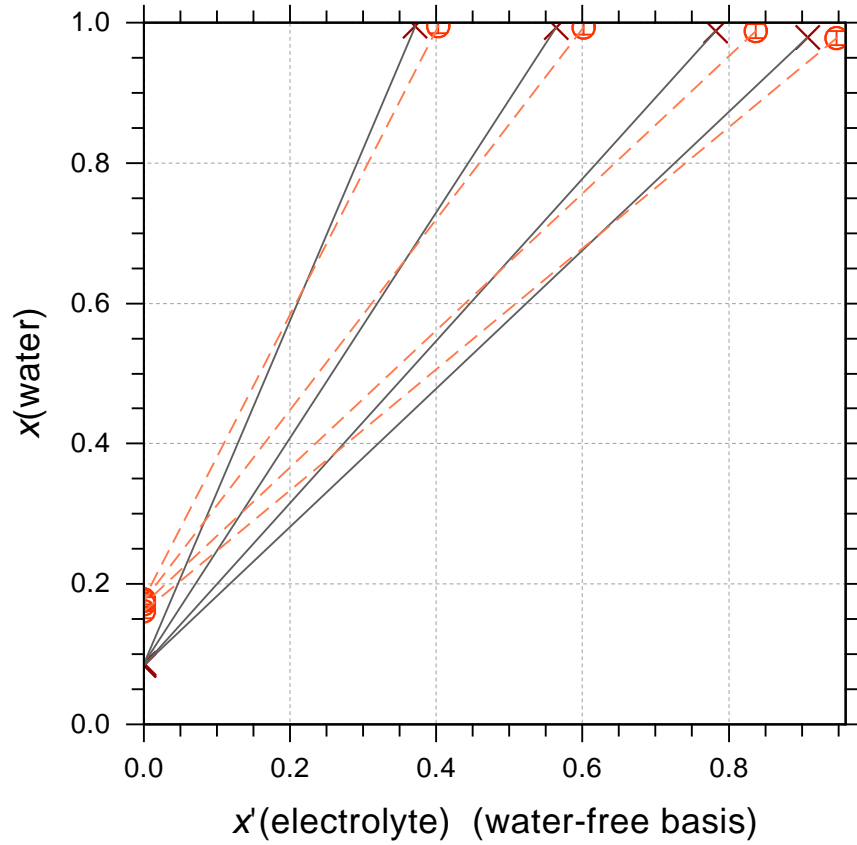
Fig. S0324 (AIOMFAC_output_0353)

H₂O (1) + 4-Methyl-2-pentanone (2) + NaCl (3)

Temperature: 298 K

left y-axis:

- × NaCl+4-Methyl-2-pentanone+Water_LLE_Schunk
- AIOMFAC calc. LLE composition



initial weighting of dataset:
 $w^{init}(0353) = 1.000$
 dataset contribution to F_{obj} :
 $fval(0353) = 2.4589E-01$
 rel. contribution = 0.1169 %

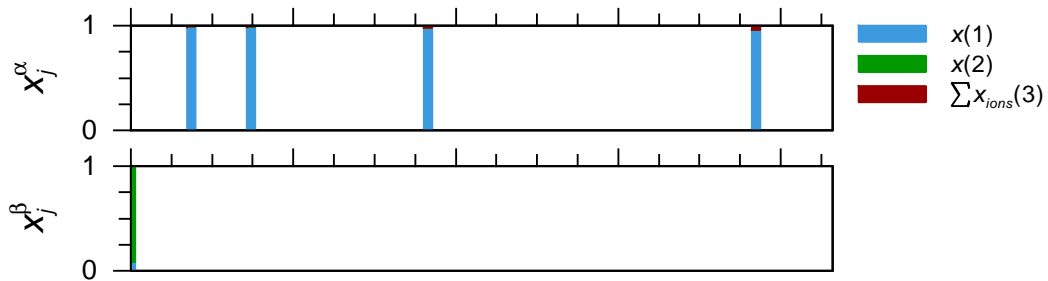
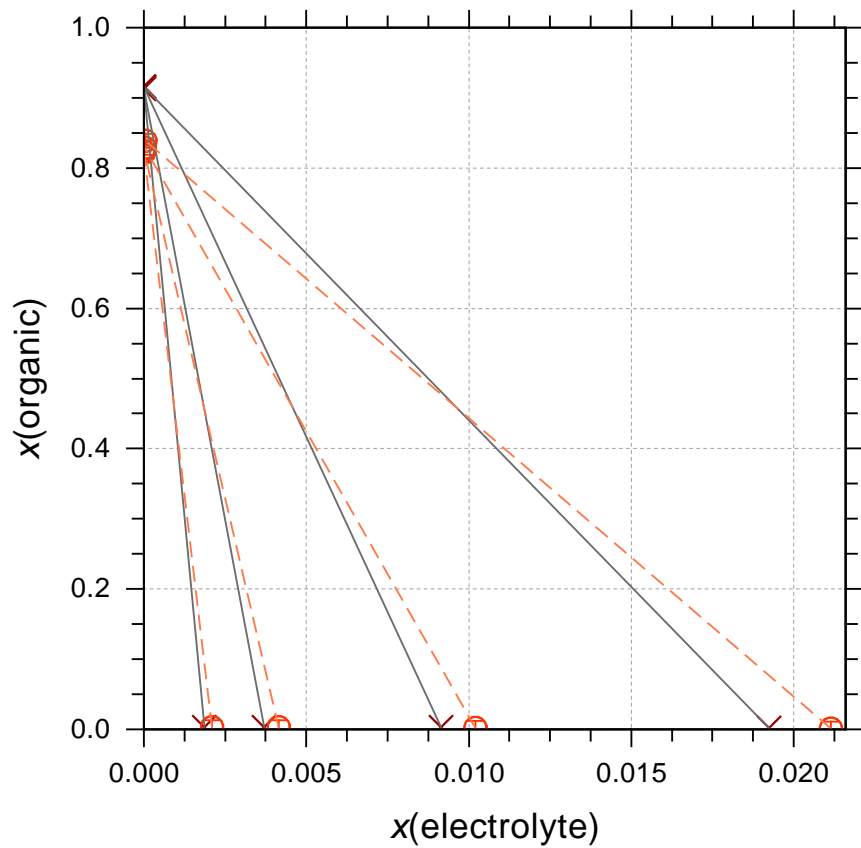
Fig. S0324a (AIOMFAC_output_0353)

H₂O (1) + 4-Methyl-2-pentanone (2) + NaCl (3)

Temperature: 298 K

left y-axis:

- × NaCl+4-Methyl-2-pentanone+Water_LLE_Schunk
- AIOMFAC calc. LLE composition



initial weighting of dataset:
 $w^{init}(0353) = 1.000$
 dataset contribution to F_{obj} :
 $fval(0353) = 2.4589E-01$
 rel. contribution = 0.1169 %

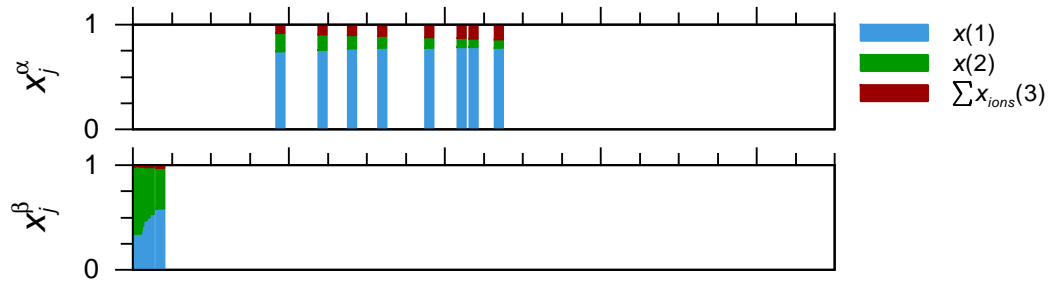
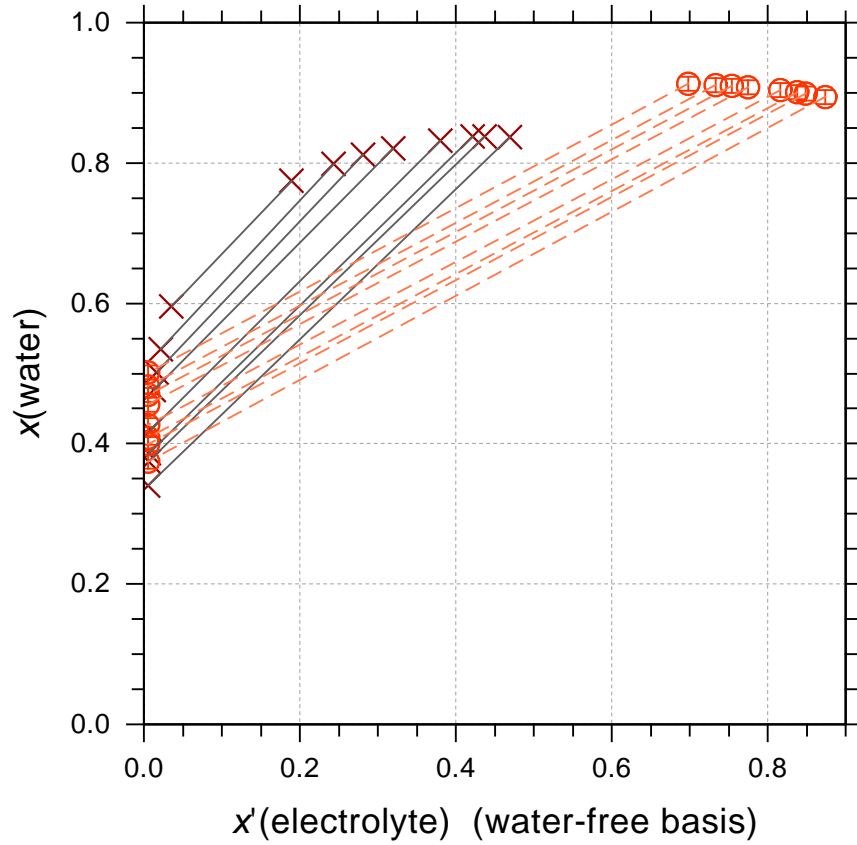
Fig. S0325 (AIOMFAC_output_0392)

H₂O (1) + Acetone (2) + NaCl (3)

Temperature: 298 K

left y-axis:

- × NaCl+Acetone+Water_LLE_Marcilla
- AIOMFAC calc. LLE composition



initial weighting of dataset:
 $w^{init}(0392) = 1.000$
dataset contribution to F_{obj} :
 $fval(0392) = 6.6011E-01$
rel. contribution = 0.3139 %

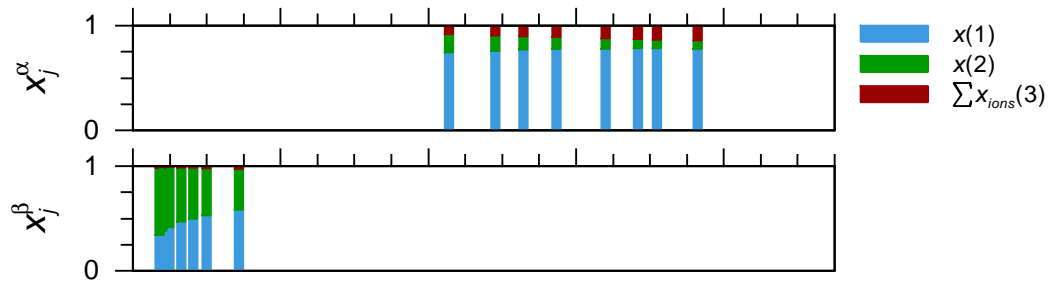
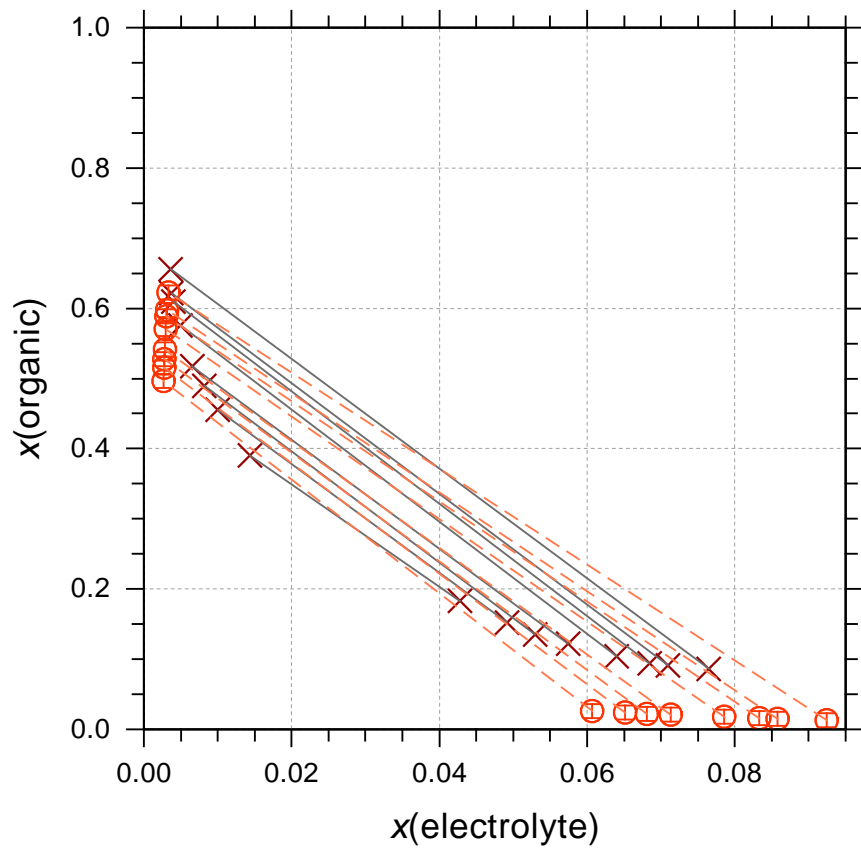
Fig. S0325a (AIOMFAC_output_0392)

H₂O (1) + Acetone (2) + NaCl (3)

Temperature: 298 K

left y-axis:

- × NaCl+Acetone+Water_LLE_Marcilla
- AIOMFAC calc. LLE composition



initial weighting of dataset:
 $w^{init}(0392) = 1.000$
 dataset contribution to F_{obj} :
 $fval(0392) = 6.6011E-01$
 rel. contribution = 0.3139 %

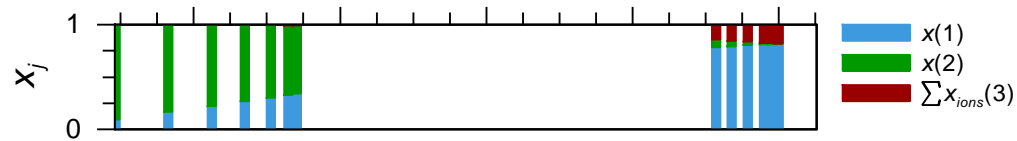
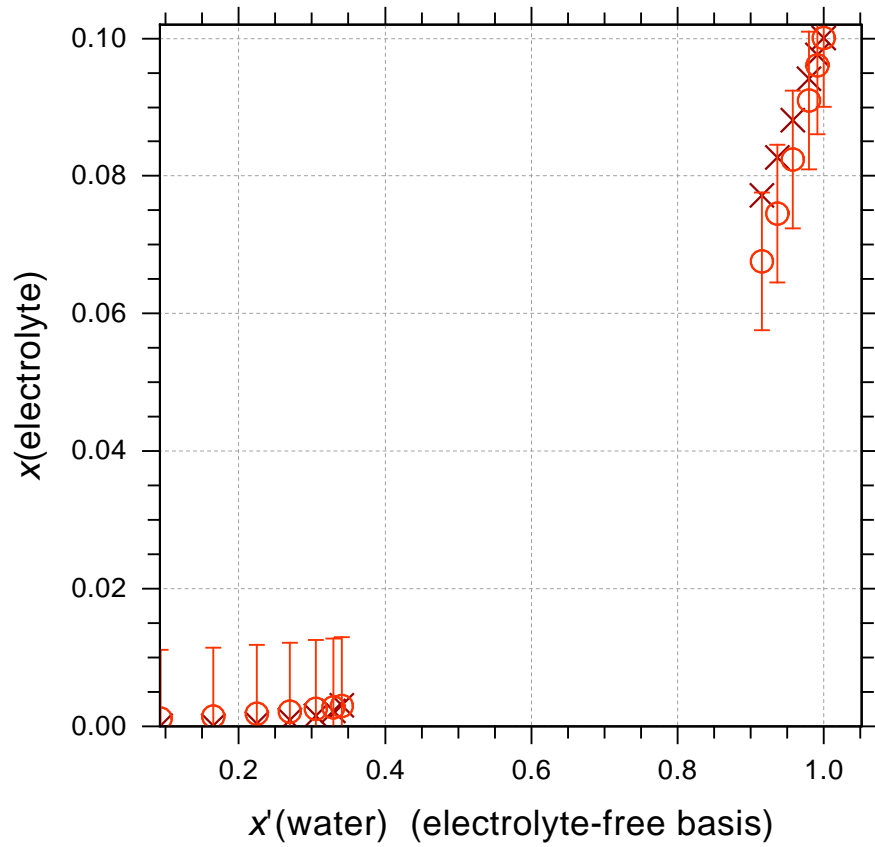
Fig. S0326 (AIOMFAC_output_0393)

H₂O (1) + Acetone (2) + NaCl (3)

Temperature: 298 K

left y-axis:

- × NaCl+Acetone+Water_SLE_Marcilla
- AIOMFAC calc. SLE composition



initial weighting of dataset:

$$w^{init}(0393) = 1.000$$

dataset contribution to F_{obj} :

$$fval(0393) = 7.1958E-02$$

rel. contribution = 0.0342 %

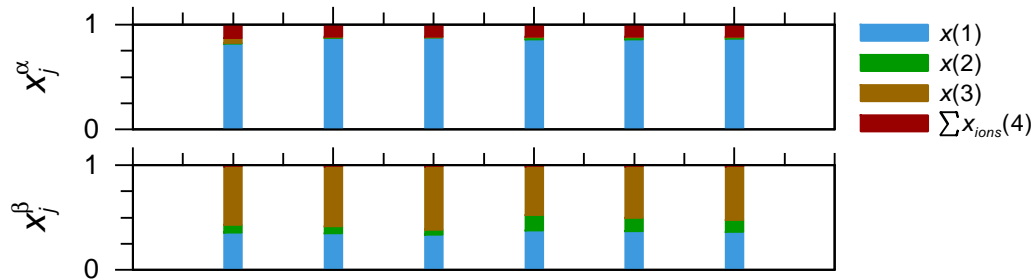
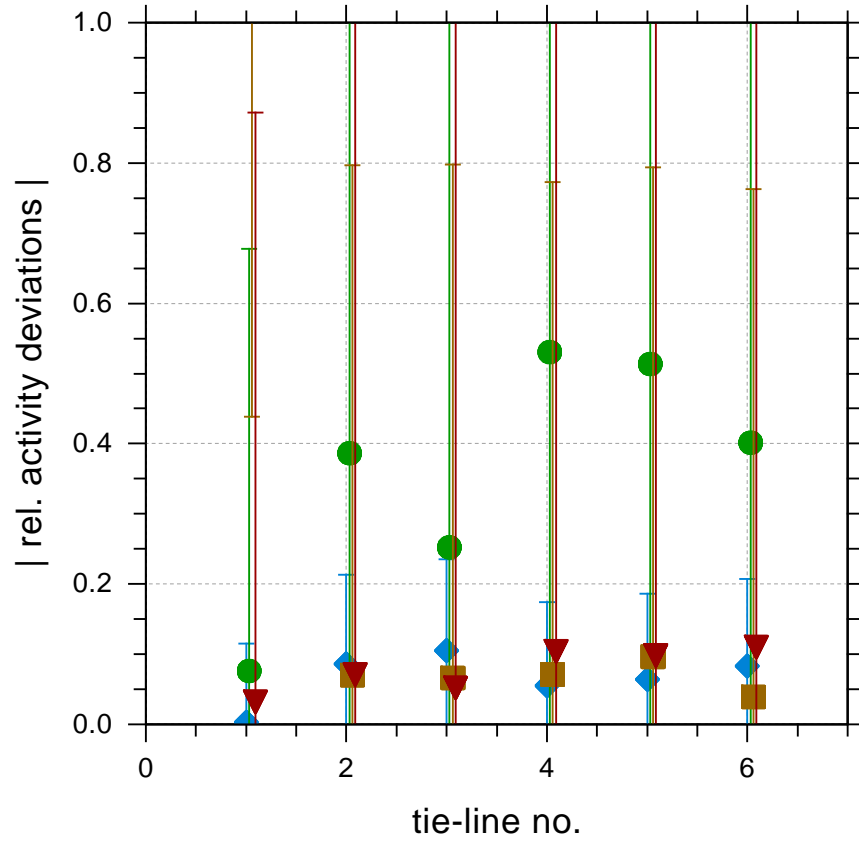
Fig. S0327 (AIOMFAC_output_0920)

H₂O (1) + Acetone (2) + 1-Butanol (3) + NaCl (4)

Temperature: 293 K

left y-axis:

- ◆ AIOMFAC water (1) activity, rel. deviations
- AIOMFAC organic (2) activity, rel. deviations
- AIOMFAC organic (3) activity, rel. deviations
- ▼ AIOMFAC IAP, rel. deviations comp.(4)



initial weighting of dataset:
 $w^{init}(0920) = 0.800$
 dataset contribution to F_{obj} :
 $fval(0920) = 1.3970E+00$
 rel. contribution = 0.6643 %

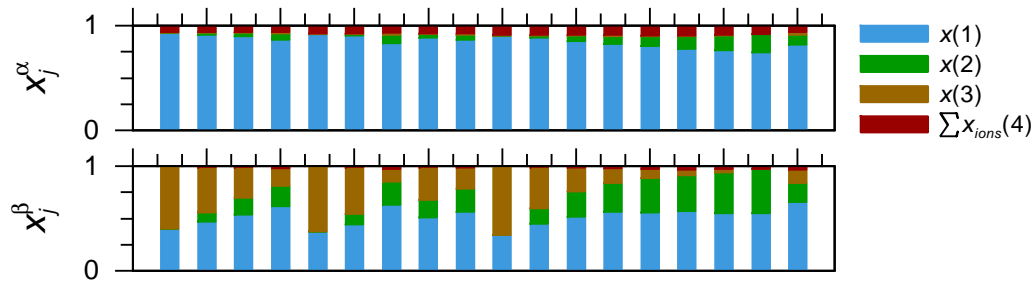
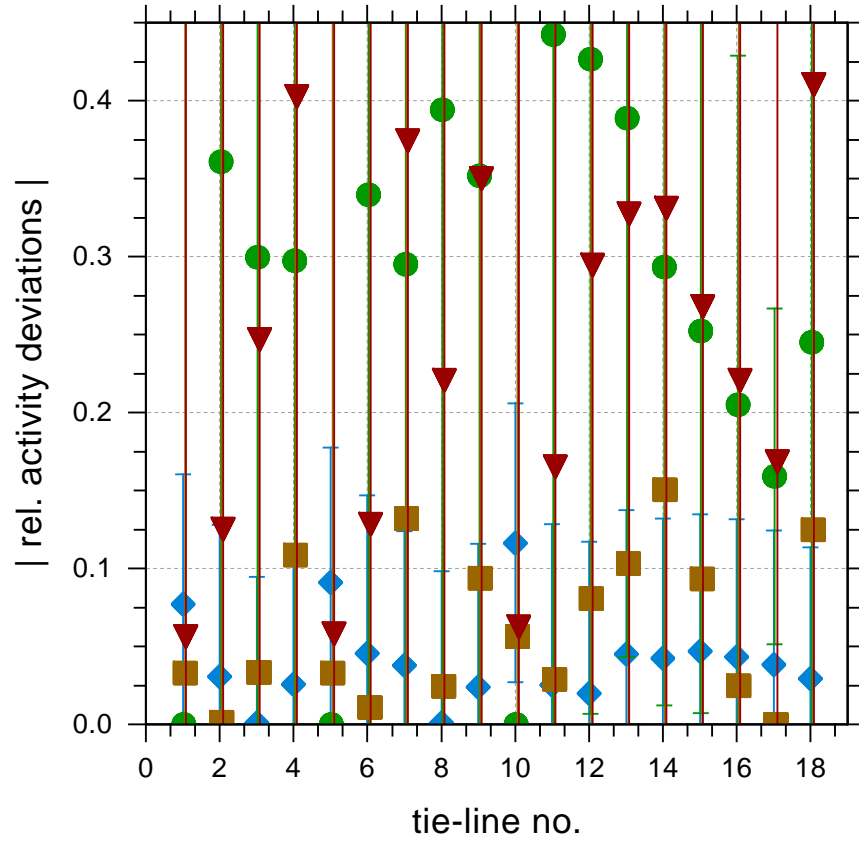
Fig. S0328 (AIOMFAC_output_0921)

H₂O (1) + Acetone (2) + 1-Butanol (3) + NaCl (4)

Temperature: 298 K

left y-axis:

- ◆ AIOMFAC water (1) activity, rel. deviations
- AIOMFAC organic (2) activity, rel. deviations
- AIOMFAC organic (3) activity, rel. deviations
- ▼ AIOMFAC IAP, rel. deviations comp.(4)



initial weighting of dataset:
 $w^{init}(0921) = 0.800$
 dataset contribution to F_{obj} :
 $fval(0921) = 6.6134E-01$
 rel. contribution = 0.3145 %

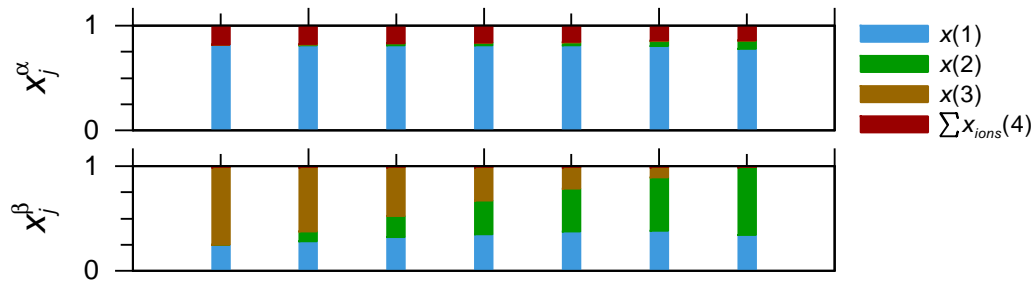
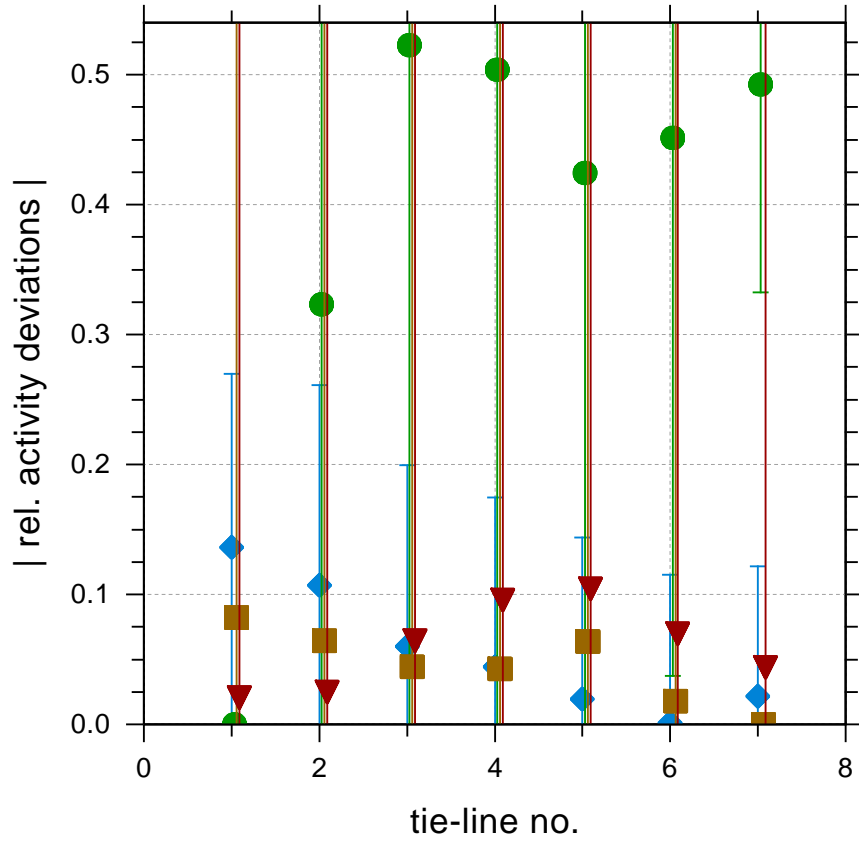
Fig. S0329 (AIOMFAC_output_0922)

H₂O (1) + Acetone (2) + 1-Butanol (3) + NaCl (4)

Temperature: 298 K

left y-axis:

- ◆ AIOMFAC water (1) activity, rel. deviations
- AIOMFAC organic (2) activity, rel. deviations
- AIOMFAC organic (3) activity, rel. deviations
- ▼ AIOMFAC IAP, rel. deviations comp.(4)



initial weighting of dataset:
 $w^{init}(0922) = 0.800$
 dataset contribution to F_{obj} :
 $fval(0922) = 7.6876E-01$
 rel. contribution = 0.3656 %

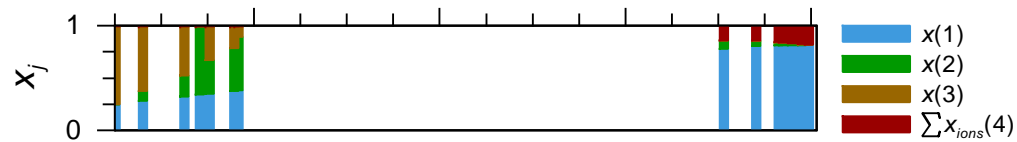
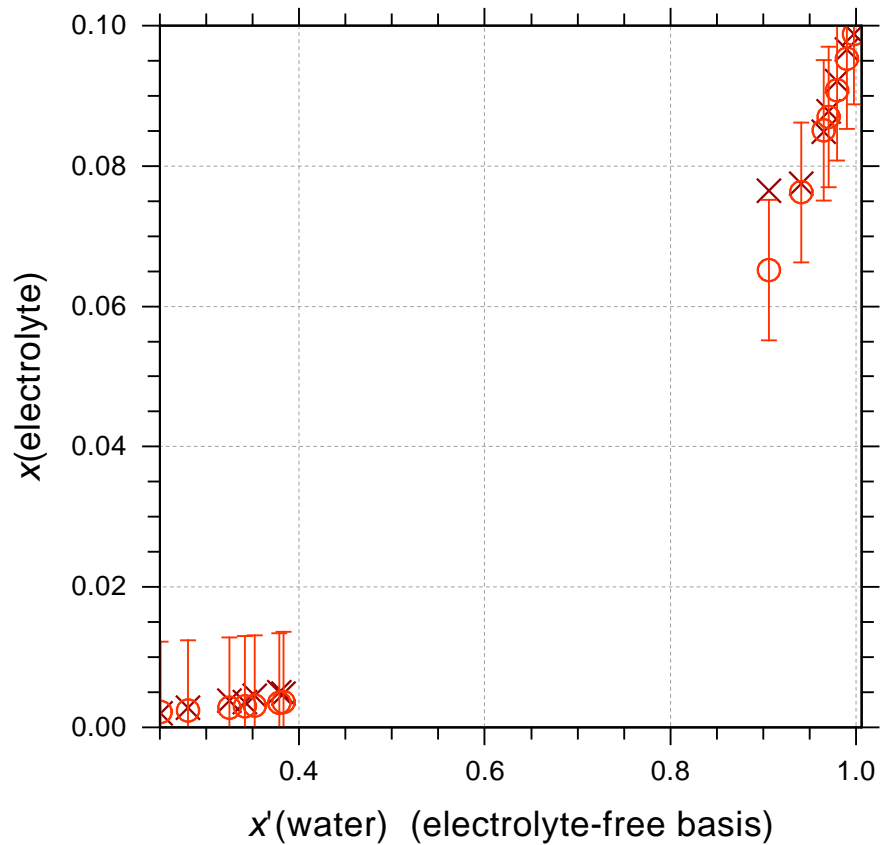
Fig. S0330 (AIOMFAC_output_0923)

H₂O (1) + Acetone (2) + 1-Butanol (3) + NaCl (4)

Temperature: 298 K

left y-axis:

- × NaCl+Acetone+1-Butanol+Water_SLE_Olaya
- AIOMFAC calc. SLE composition



initial weighting of dataset:
 $w^{\text{init}}(0923) = 1.000$
dataset contribution to F_{obj} :
 $f_{\text{val}}(0923) = 3.8740\text{E-}02$
rel. contribution = 0.0184 %

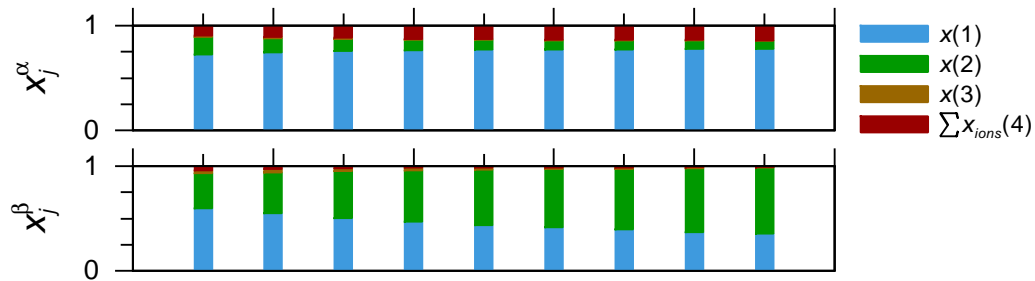
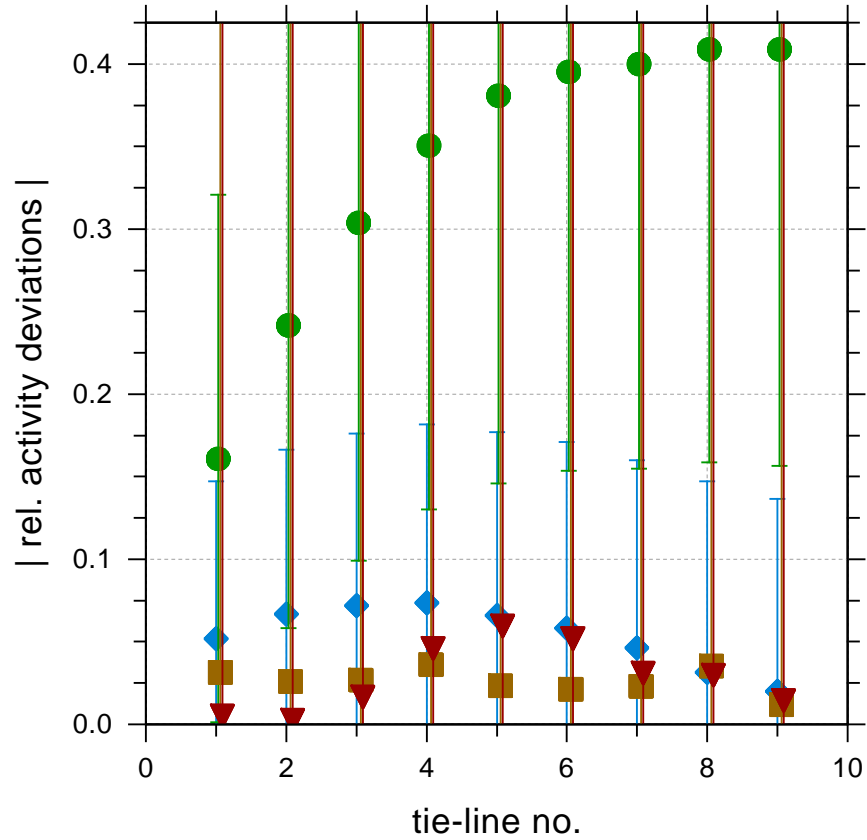
Fig. S0331 (AIOMFAC_output_0927)

H₂O (1) + Acetone (2) + Ethanol (3) + NaCl (4)

Temperature: 298 K

left y-axis:

- ◆ AIOMFAC water (1) activity, rel. deviations
- AIOMFAC organic (2) activity, rel. deviations
- AIOMFAC organic (3) activity, rel. deviations
- ▼ AIOMFAC IAP, rel. deviations comp.(4)



initial weighting of dataset:
 $w^{init}(0927) = 0.800$
 dataset contribution to F_{obj} :
 $fval(0927) = 5.0746E-01$
 rel. contribution = 0.2413 %

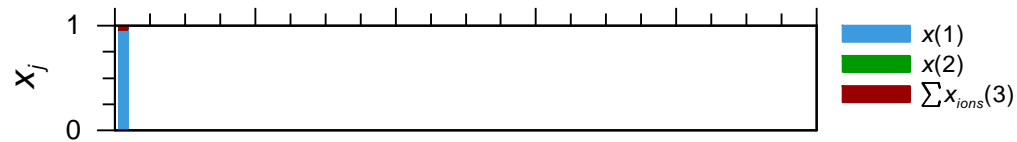
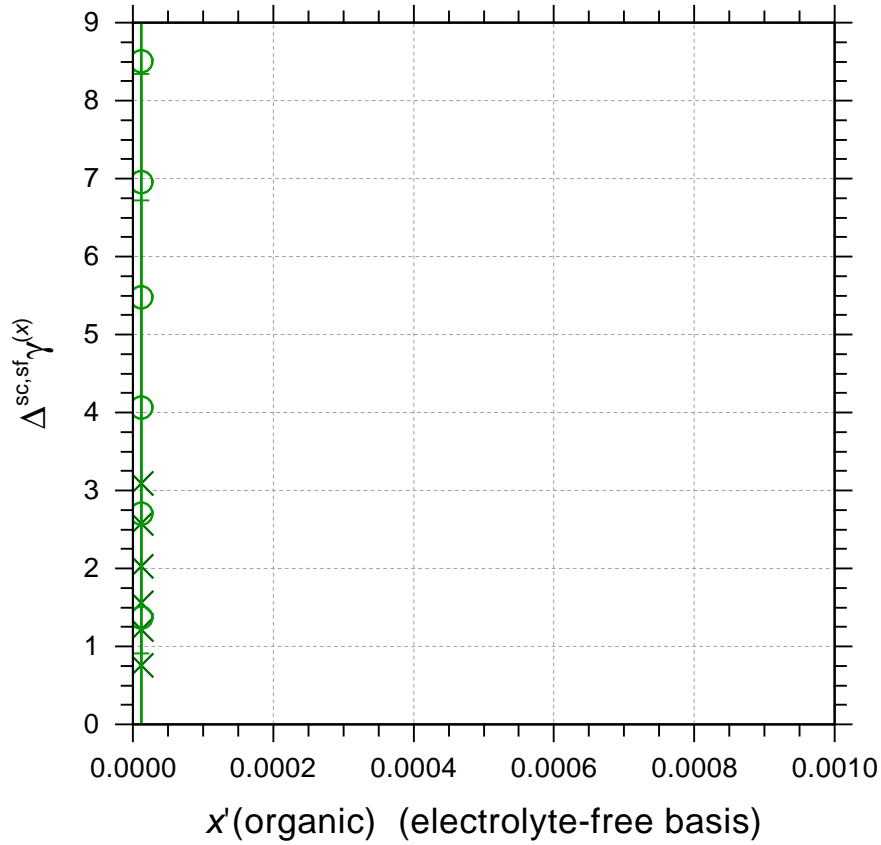
Fig. S0332 (AIOMFAC_output_0984)

H₂O (1) + Acetone (2) + NaCl (3)

Temperature: 313 K

left y-axis:

- × NaCl+Acetone+Water_VLE_Falabella (EXP, org.)
- AIOMFAC $\Delta_{org}^{sc, sf, \gamma(x)}$



initial weighting of dataset:
 $w^{init}(0984) = 0.100$
dataset contribution to F_{obj} :
 $fval(0984) = 9.2938E-02$
rel. contribution = 0.0442 %

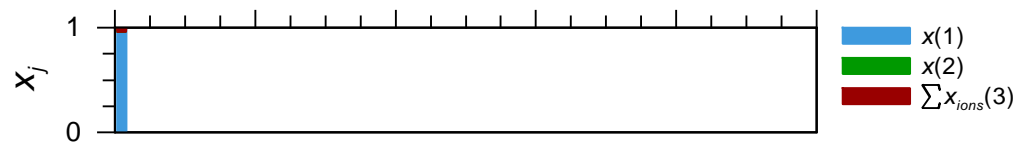
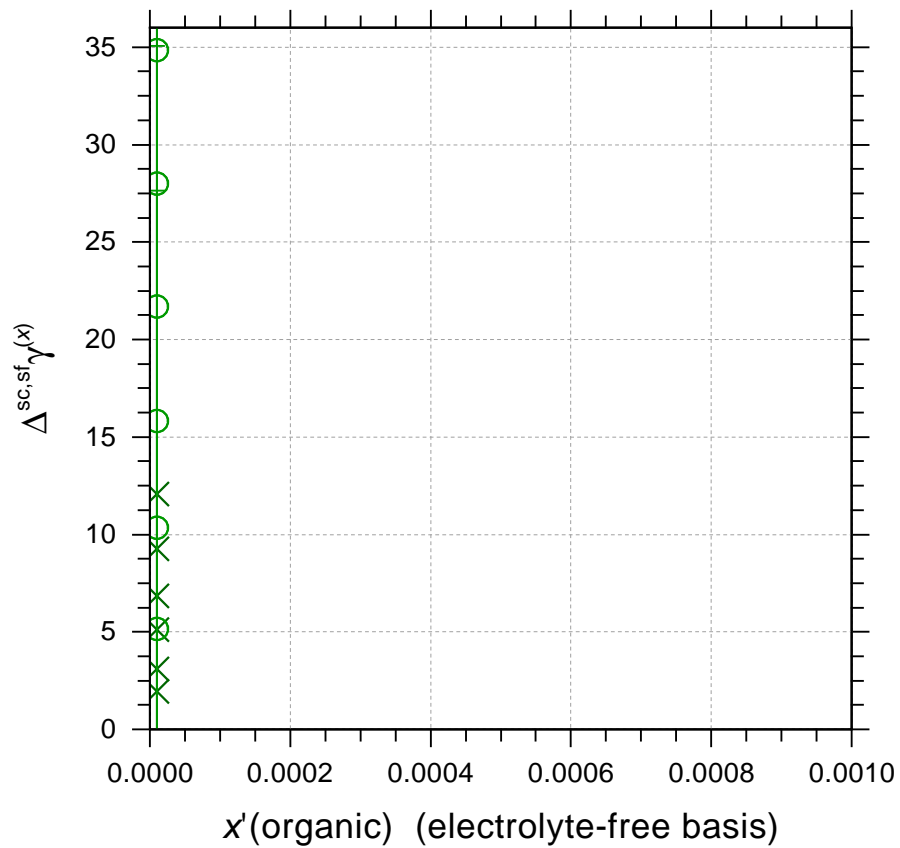
Fig. S0333 (AIOMFAC_output_0985)

H₂O (1) + 2-Butanone (2) + NaCl (3)

Temperature: 313 K

left y-axis:

- × NaCl+2-Butanone+Water_VLE_Falabella (EXP, org.)
- AIOMFAC $\Delta_{org}^{sc,sl}(x)$



initial weighting of dataset:
 $w^{init}(0985) = 0.100$
dataset contribution to F_{obj} :
 $fval(0985) = 7.0980E-02$
rel. contribution = 0.0338 %

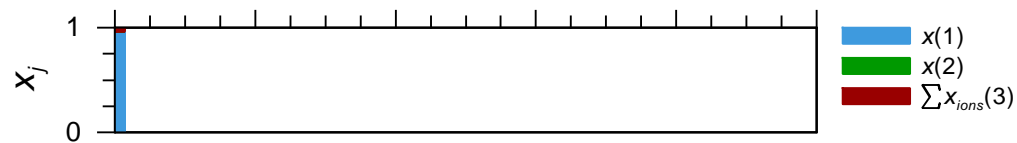
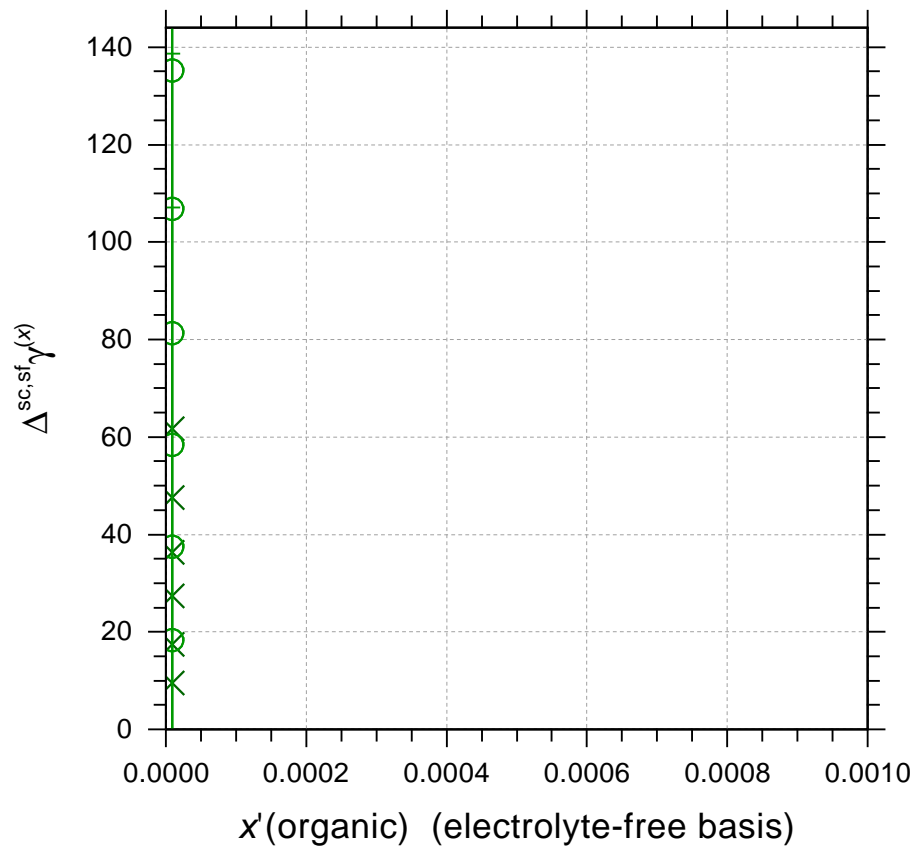
Fig. S0334 (AIOMFAC_output_0986)

H₂O (1) + 2-Pentanone (2) + NaCl (3)

Temperature: 313 K

left y-axis:

- × NaCl+2-Pentanone+Water_VLE_Falabella (EXP, org.)
- AIOMFAC $\Delta_{org}^{sc,sl,\gamma(x)}$

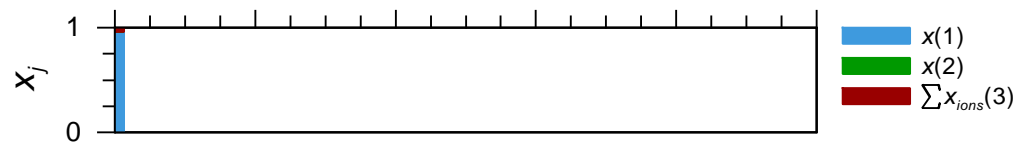
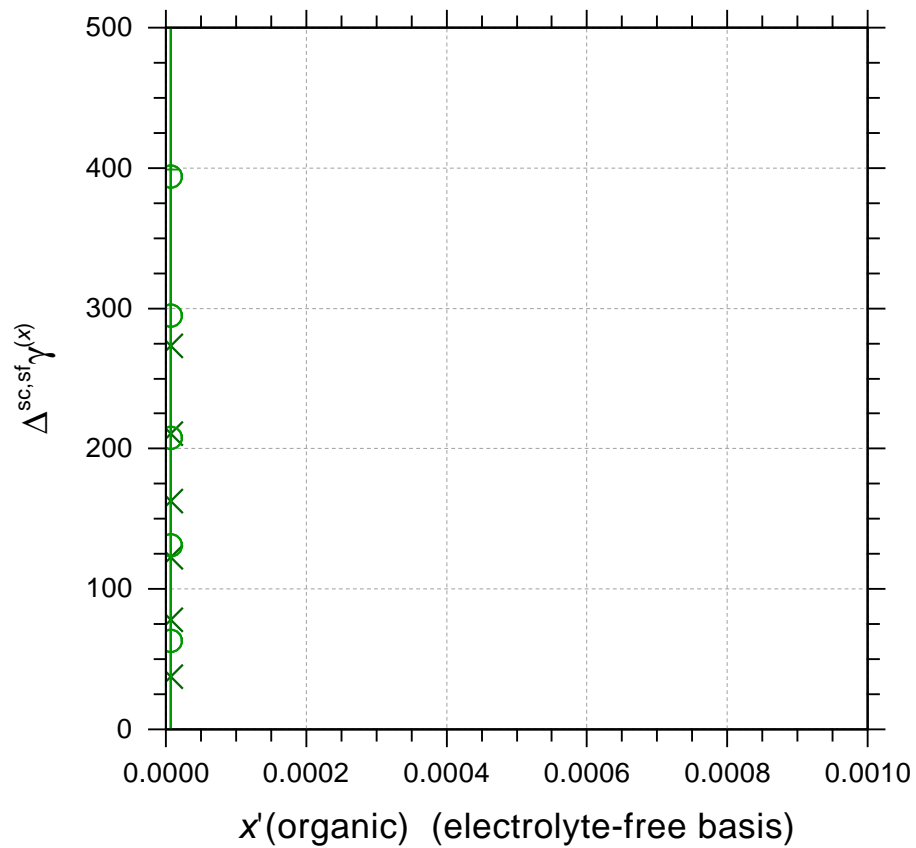


initial weighting of dataset:
 $w^{init}(0986) = 0.100$
 dataset contribution to F_{obj} :
 $fval(0986) = 3.3257E-02$
 rel. contribution = 0.0158 %

Fig. S0335 (AIOMFAC_output_0987)

H₂O (1) + 2-Hexanone (2) + NaCl (3)

Temperature: 313 K



left y-axis:

- × NaCl+2-Hexanone+Water_VLE_Falabella (EXP, org.)
- AIOMFAC $\Delta^{sc, sf} \gamma_j(x)$

initial weighting of dataset:
 $w^{init}(0987) = 0.100$
dataset contribution to F_{obj} :
 $fval(0987) = 1.6404E-02$
rel. contribution = 0.0078 %

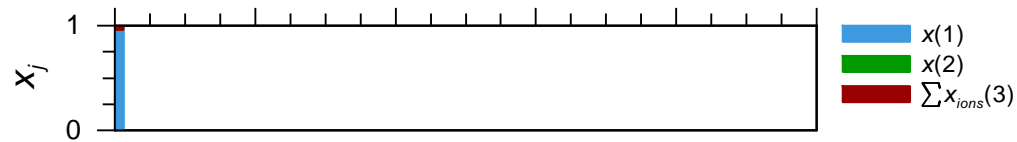
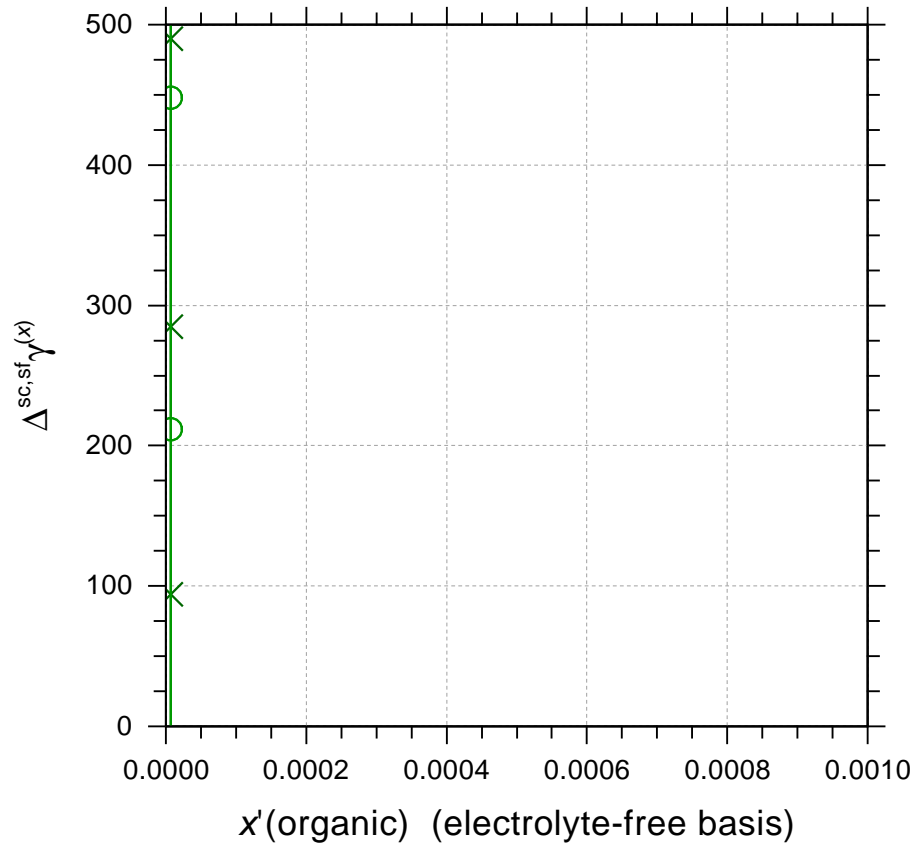
Fig. S0336 (AIOMFAC_output_0988)

H₂O (1) + 2-Heptanone (2) + NaCl (3)

Temperature: 313 K

left y-axis:

- × NaCl+2-Heptanone+Water_VLE_Falabella (EXP, org.)
- AIOMFAC $\Delta_{org}^{sc,sl,(x)}$



initial weighting of dataset:

$w^{init}(0988) = 0.100$

dataset contribution to F_{obj} :

$fval(0988) = 8.8667E-03$

rel. contribution = 0.0042 %

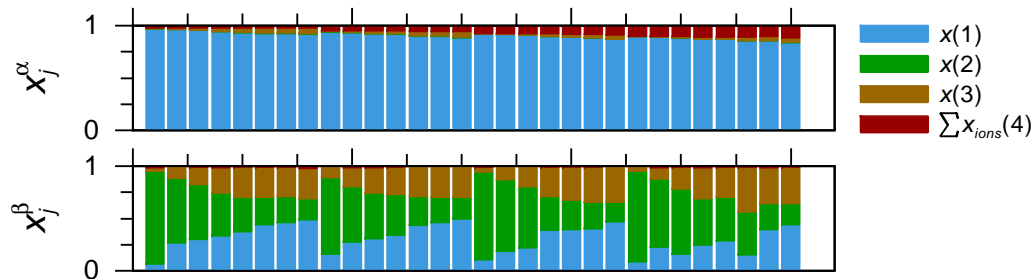
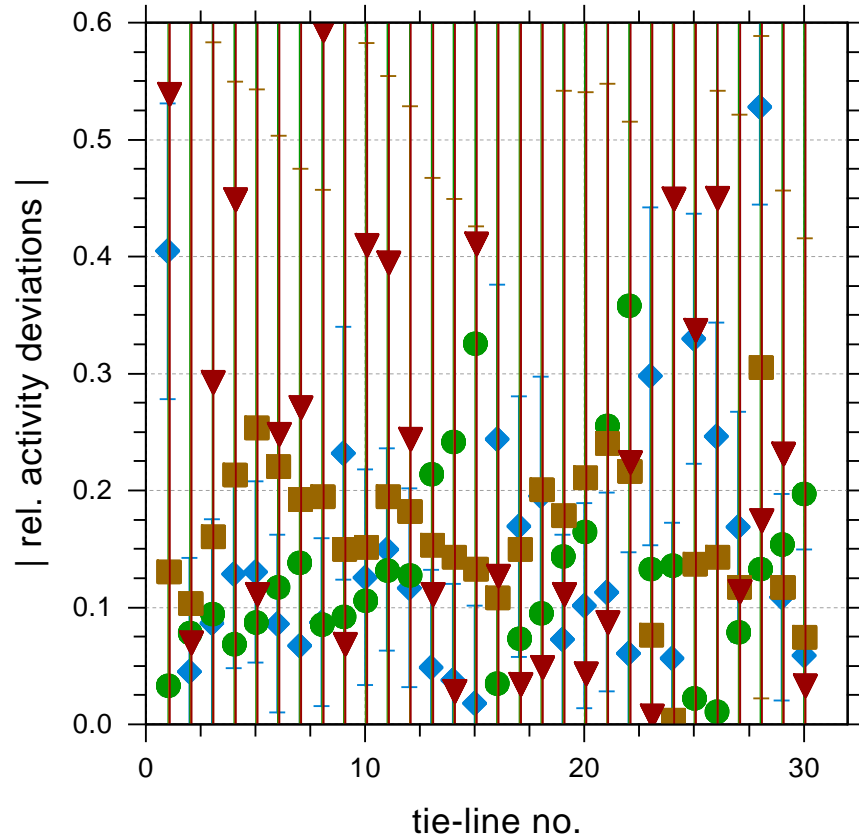
left y-axis:

Fig. S0337 (AIOMFAC_output_0303)

H₂O (1) + 4-Methyl-2-pentanone (2) + Propanoic_acid (3) + NaNO₃ (4)

Temperature: 308 K

- ◆ AIOMFAC water (1) activity, rel. deviations
- AIOMFAC organic (2) activity, rel. deviations
- AIOMFAC organic (3) activity, rel. deviations
- ▼ AIOMFAC IAP, rel. deviations comp.(4)



initial weighting of dataset:

$$w^{init}(0303) = 1.000$$

dataset contribution to F_{obj} :

$$fval(0303) = 8.3947E-01$$

$$\text{rel. contribution} = 0.3992 \%$$

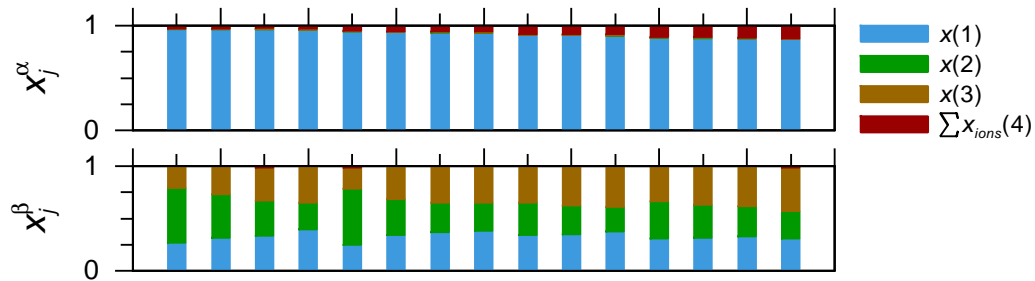
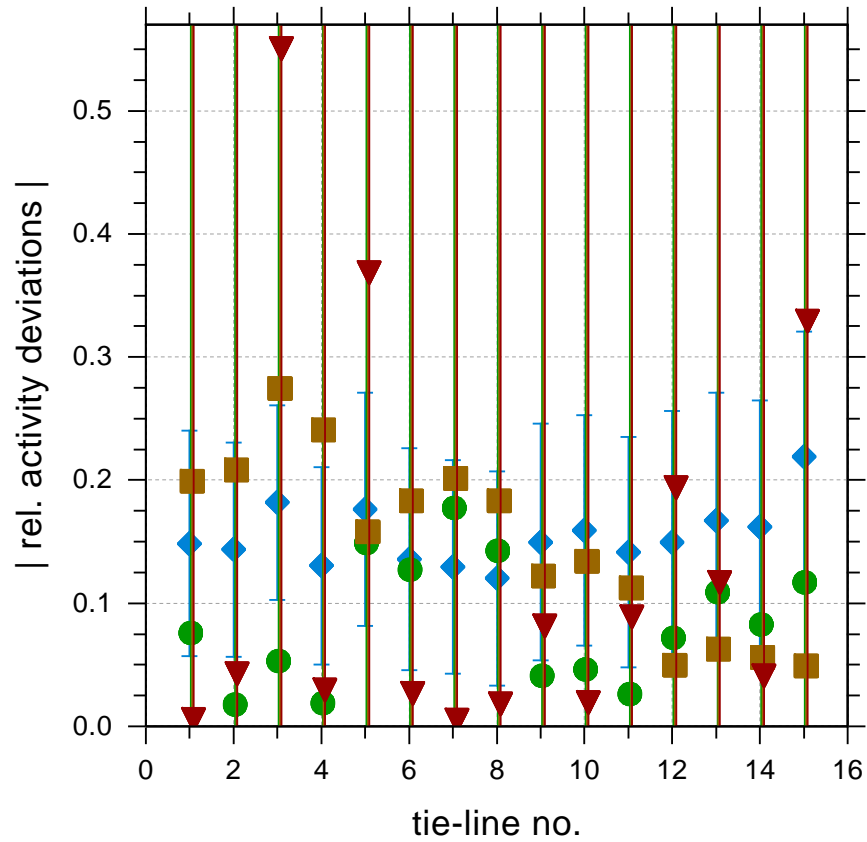
left y-axis:

- ◆ AIOMFAC water (1) activity, rel. deviations
- AIOMFAC organic (2) activity, rel. deviations
- AIOMFAC organic (3) activity, rel. deviations
- ▼ AIOMFAC IAP, rel. deviations comp.(4)

Fig. S0338 (AIOMFAC_output_0307)

H₂O (1) + 4-Methyl-2-pentanone (2) + Butyric_acid (3) + NaNO₃ (4)

Temperature: 308 K



initial weighting of dataset:
 $w^{init}(0307) = 1.000$
 dataset contribution to F_{obj} :
 $fval(0307) = 5.1094E-01$
 rel. contribution = 0.2430 %

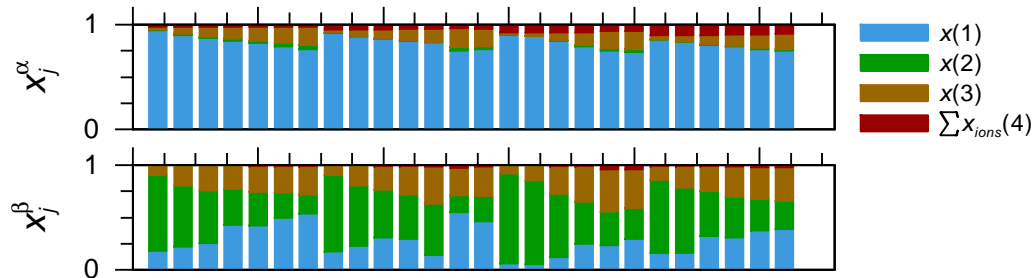
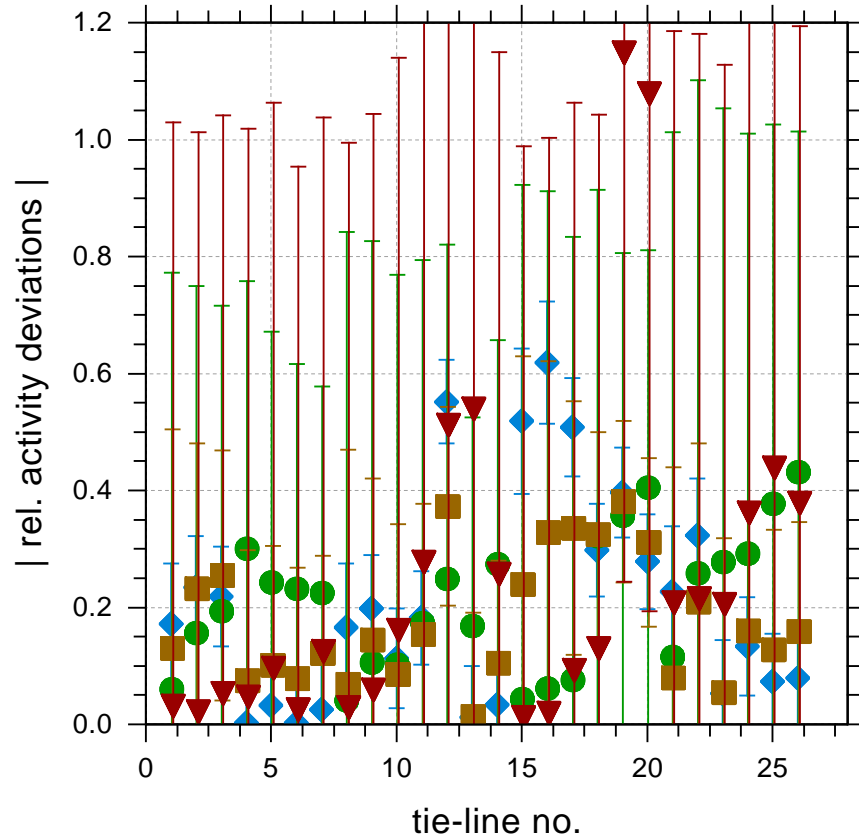
Fig. S0339 (AIOMFAC_output_0314)

H₂O (1) + 4-Methyl-2-pentanone (2) + Acetic_acid (3) + NaNO₃ (4)

Temperature: 308 K

left y-axis:

- ◆ AIOMFAC water (1) activity, rel. deviations
- AIOMFAC organic (2) activity, rel. deviations
- AIOMFAC organic (3) activity, rel. deviations
- ▼ AIOMFAC IAP, rel. deviations comp.(4)



initial weighting of dataset:
 $w^{init}(0314) = 1.000$
 dataset contribution to F_{obj} :
 $fval(0314) = 1.6289E+00$
 rel. contribution = 0.7746 %

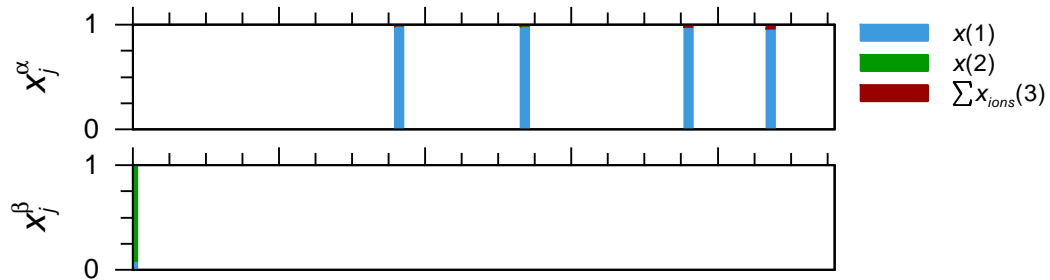
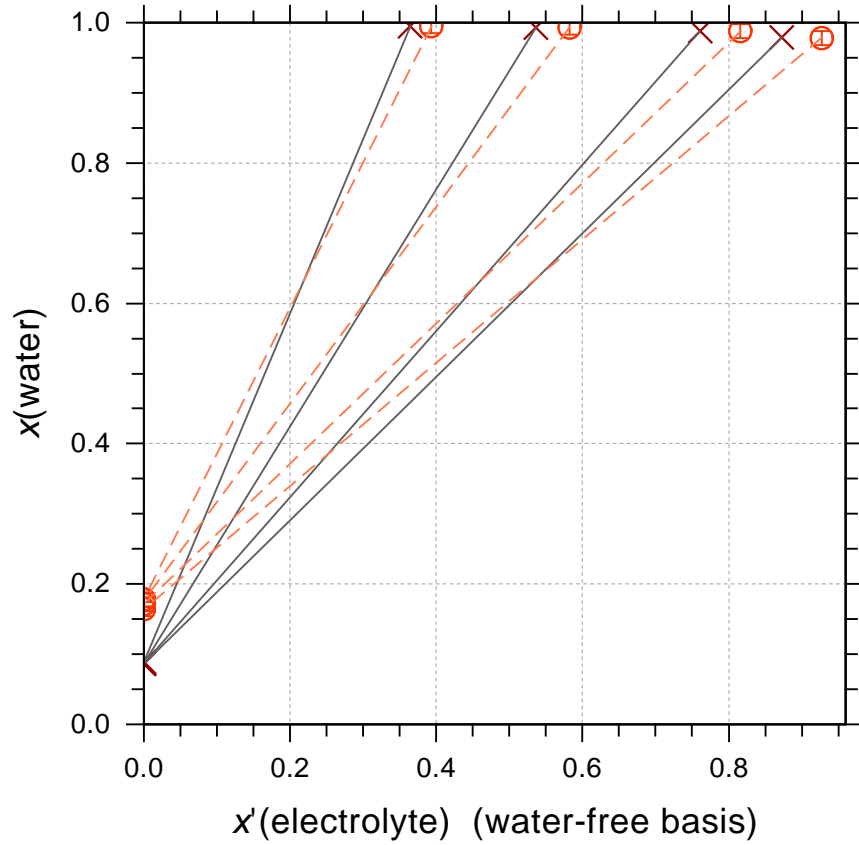
Fig. S0340 (AIOMFAC_output_0354)

H₂O (1) + 4-Methyl-2-pentanone (2) + NaNO₃ (3)

Temperature: 298 K

left y-axis:

- × NaNO₃+4-Methyl-2-pentanone+Water_LLE_Schunk
- AIOMFAC calc. LLE composition



initial weighting of dataset:

$$w^{init}(0354) = 1.000$$

dataset contribution to F_{obj} :

$$fval(0354) = 2.3801E-01$$

rel. contribution = 0.1132 %

Fig. S0340a (AIOMFAC_output_0354)

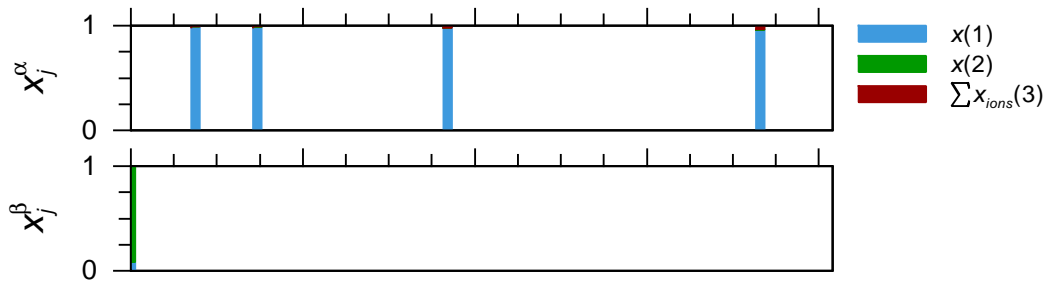
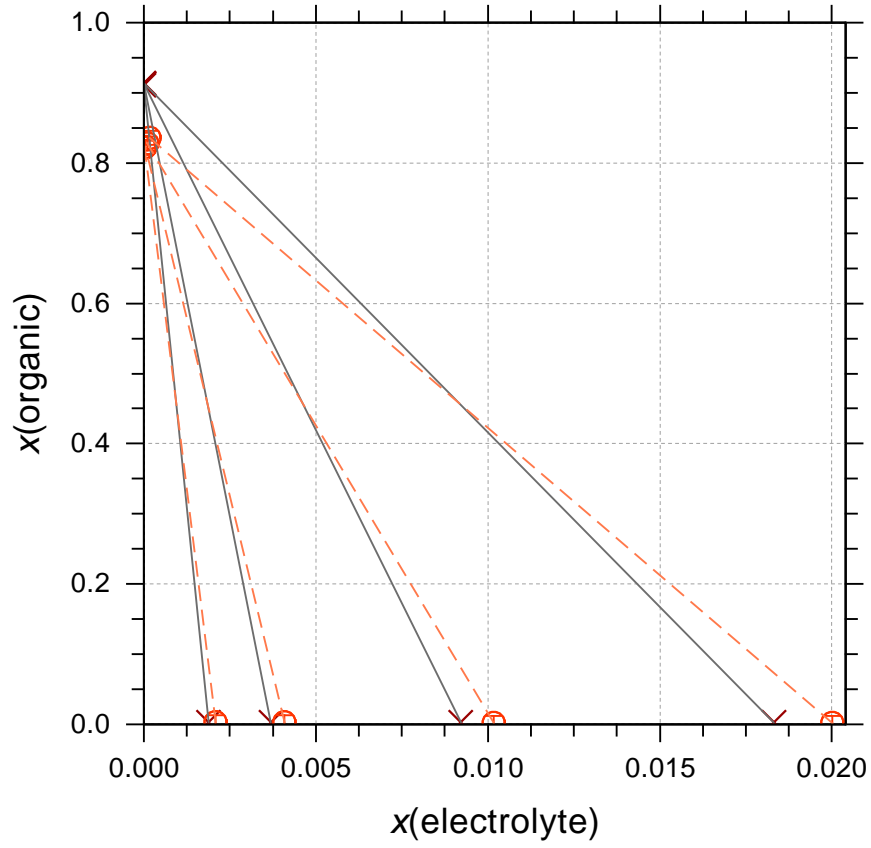
H₂O (1) + 4-Methyl-2-pentanone (2) + NaNO₃ (3)

Temperature: 298 K

left y-axis:

× NaNO₃+4-Methyl-2-pentanone+Water_LLE_Schunk

○ AIOMFAC calc. LLE composition



initial weighting of dataset:

$w^{init}(0354) = 1.000$

dataset contribution to F_{obj} :

$fval(0354) = 2.3801E-01$

rel. contribution = 0.1132 %

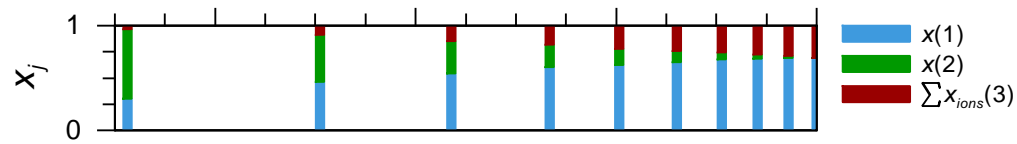
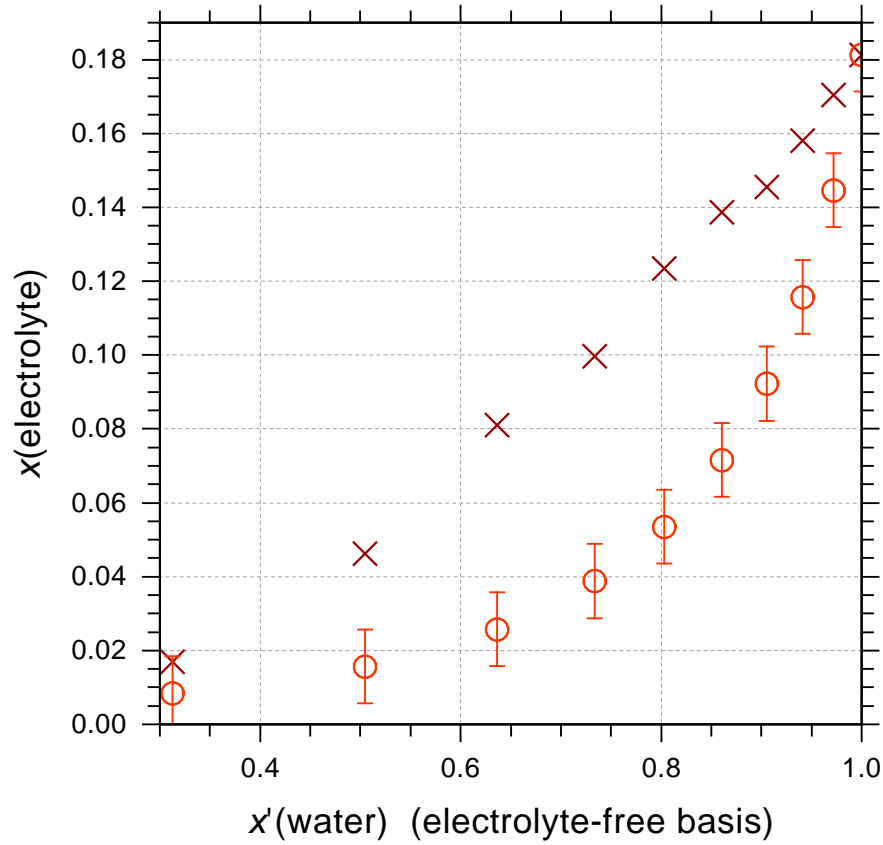
Fig. S0341 (AIOMFAC_output_0944)

H₂O (1) + Acetone (2) + NaNO₃ (3)

Temperature: 313 K

left y-axis:

- × NaNO₃+Acetone+Water_SLE_Bathrick
- AIOMFAC calc. SLE composition



initial weighting of dataset:
 $w^{init}(0944) = 0.500$
 dataset contribution to F_{obj} :
 $fval(0944) = 9.0189E-01$
 rel. contribution = 0.4289 %

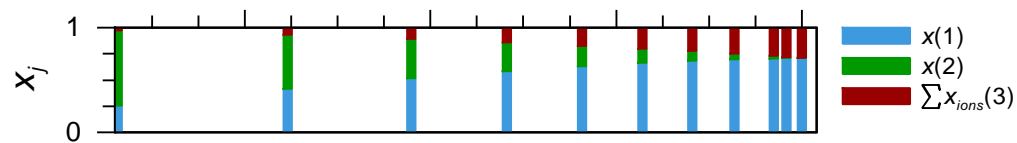
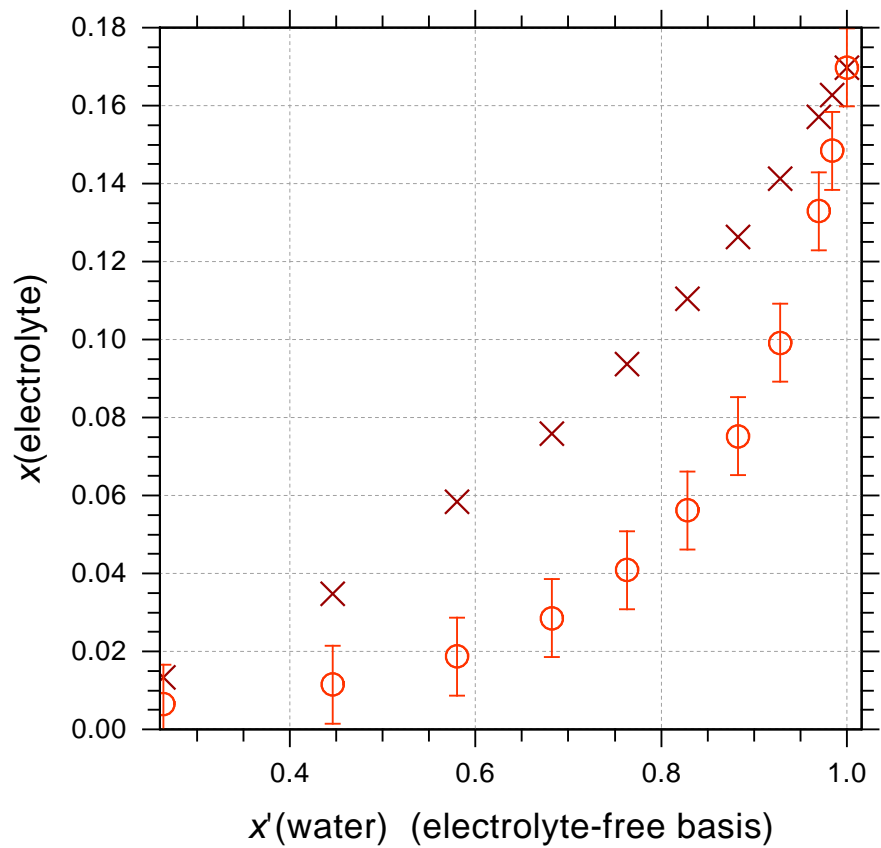
Fig. S0342 (AIOMFAC_output_0945)

H₂O (1) + Acetone (2) + NaNO₃ (3)

Temperature: 303 K

left y-axis:

- × NaNO₃+Acetone+Water_SLE_Taylor
- AIOMFAC calc. SLE composition



initial weighting of dataset:
 $w^{init}(0945) = 0.500$
dataset contribution to F_{obj} :
 $fval(0945) = 7.9045E-01$
rel. contribution = 0.3759 %

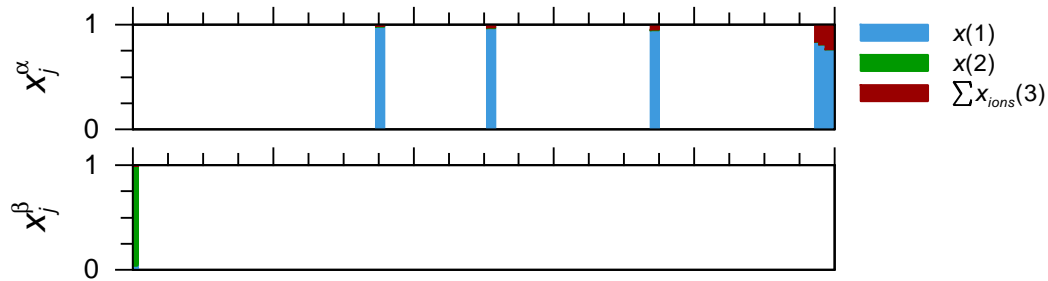
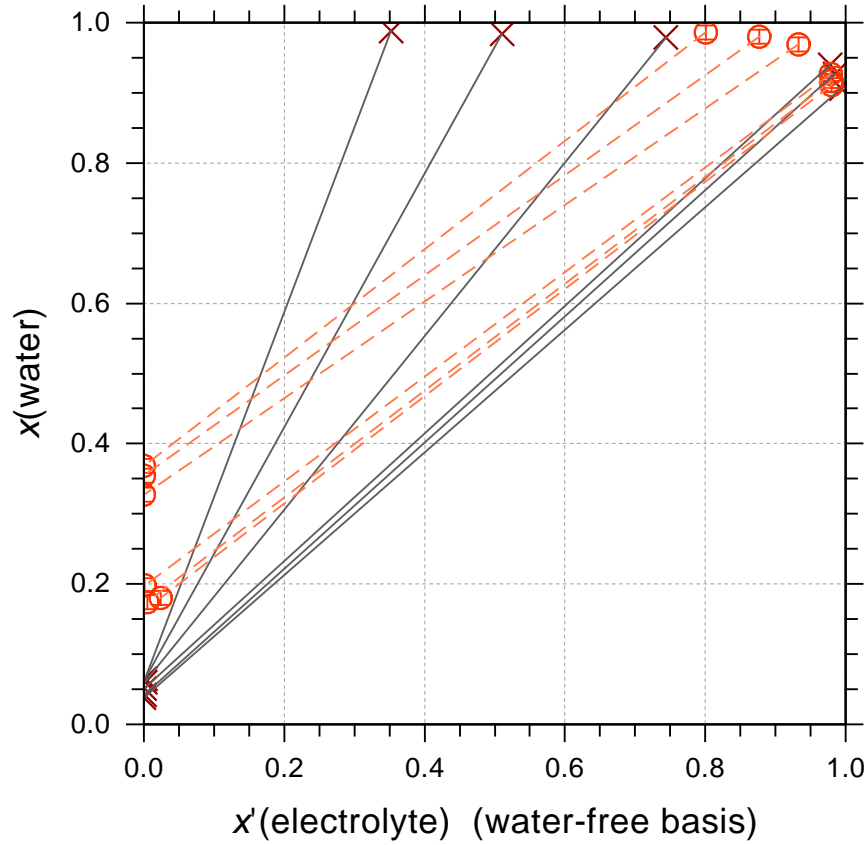
Fig. S0343 (AIOMFAC_output_0367)

H₂O (1) + 2-Methoxy-2-methylpropane (2) + CaCl₂ (3)

Temperature: 298 K

left y-axis:

- × CaCl₂+2-Methoxy-2-methylpropane+Water_LLE_Salabat
- AIOMFAC calc. LLE composition



initial weighting of dataset:
 $w^{init}(0367) = 1.000$
 dataset contribution to F_{obj} :
 $fval(0367) = 2.3643E+00$
 rel. contribution = 1.1243 %

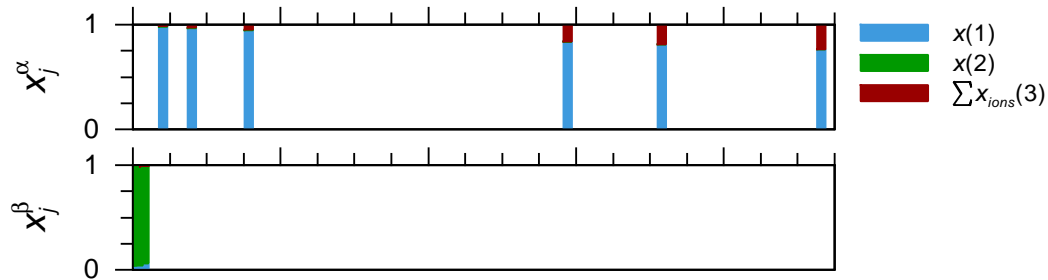
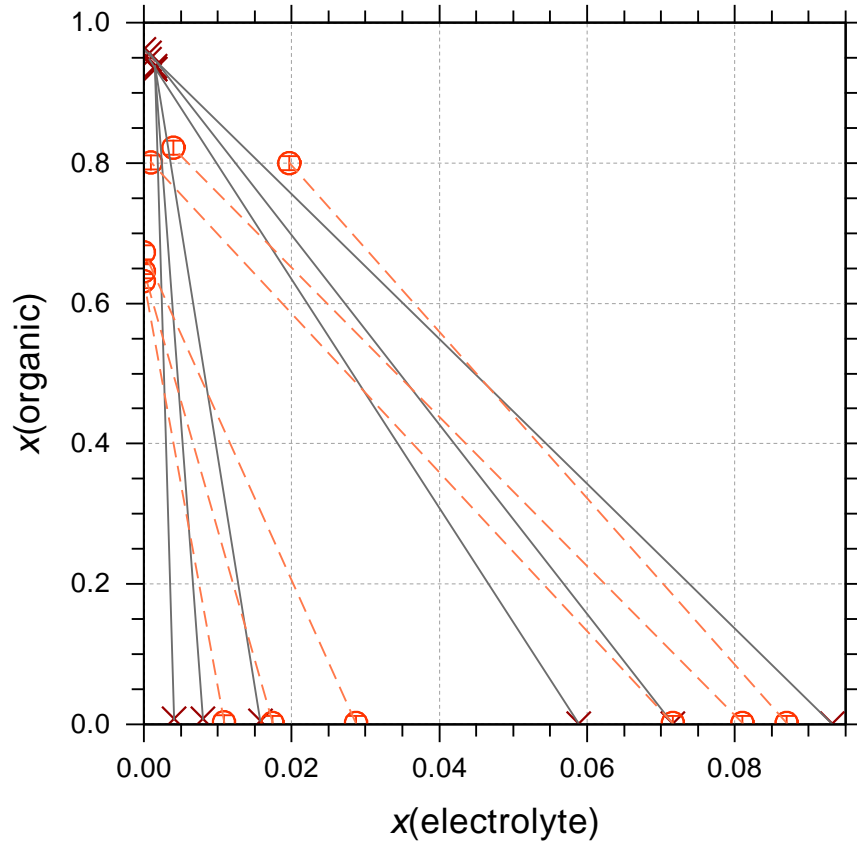
Fig. S0343a (AIOMFAC_output_0367)

H₂O (1) + 2-Methoxy-2-methylpropane (2) + CaCl₂ (3)

Temperature: 298 K

left y-axis:

- × CaCl₂+2-Methoxy-2-methylpropane+Water_LLE_Salabat
- AIOMFAC calc. LLE composition



initial weighting of dataset:
 $w^{init}(0367) = 1.000$
 dataset contribution to F_{obj} :
 $fval(0367) = 2.3643E+00$
 rel. contribution = 1.1243 %

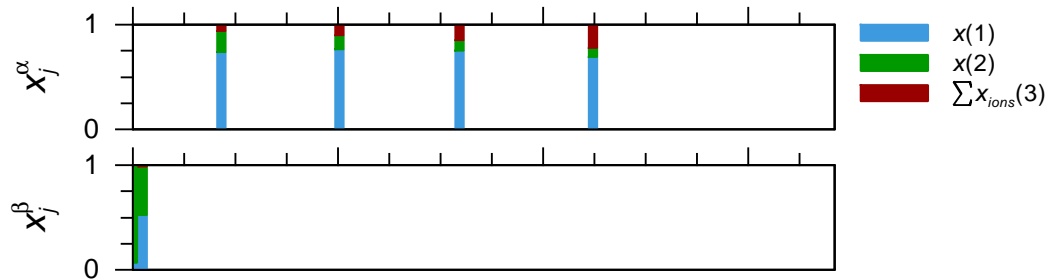
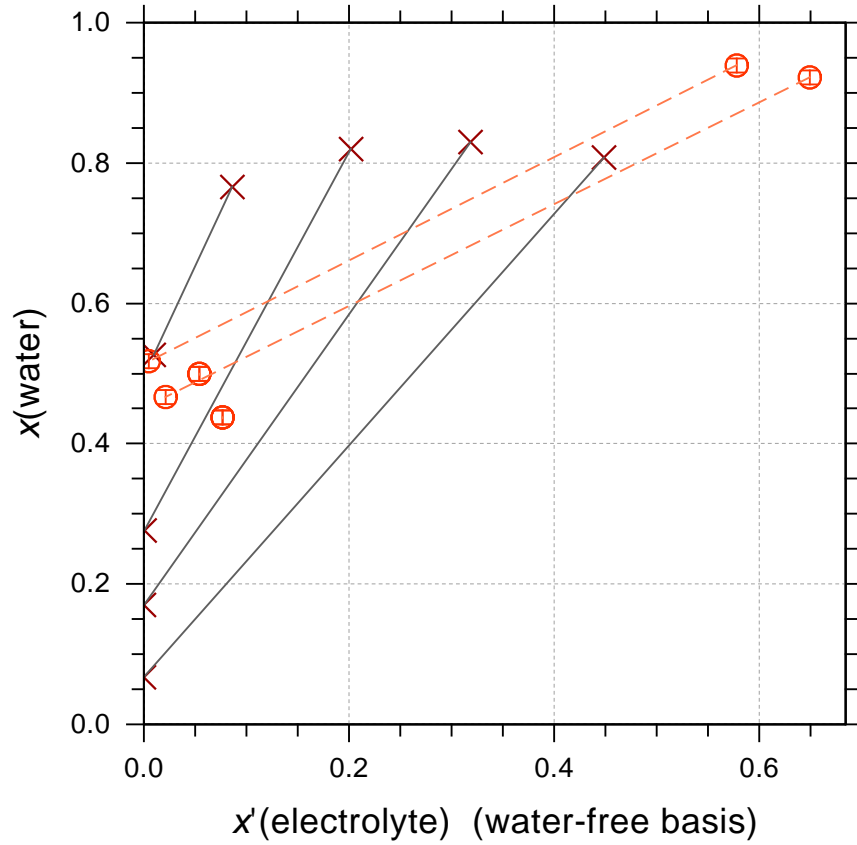
Fig. S0344 (AIOMFAC_output_0439)

H₂O (1) + 1,4-Dioxane (2) + CaCl₂ (3)

Temperature: 298 K

left y-axis:

- × CaCl₂+1,4-Dioxane+Water_LLE_Bogardus
- AIOMFAC calc. LLE composition



initial weighting of dataset:
 $w^{init}(0439) = 1.000$
 dataset contribution to F_{obj} :
 $fval(0439) = 7.9498E-01$
 rel. contribution = 0.3780 %

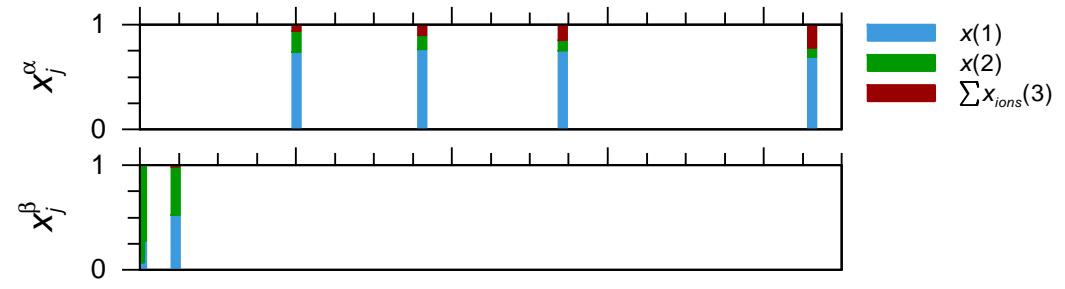
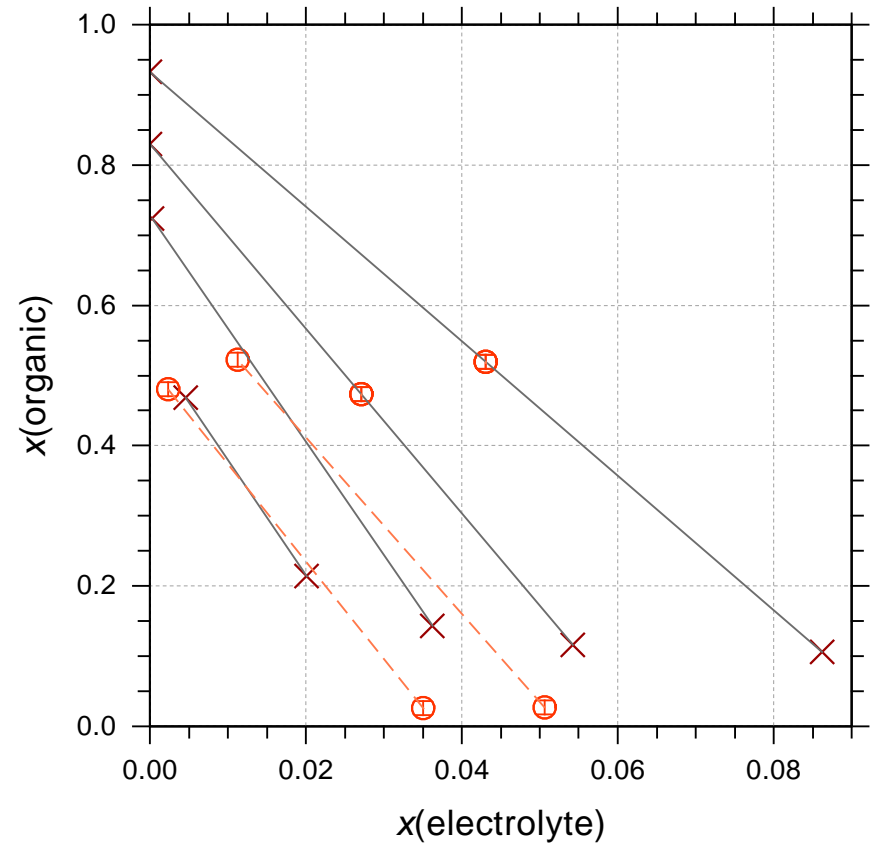
Fig. S0344a (AIOMFAC_output_0439)

H₂O (1) + 1,4-Dioxane (2) + CaCl₂ (3)

Temperature: 298 K

left y-axis:

- × CaCl₂+1,4-Dioxane+Water_LLE_Bogardus
- AIOMFAC calc. LLE composition

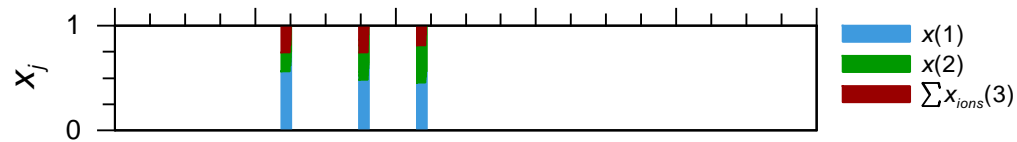
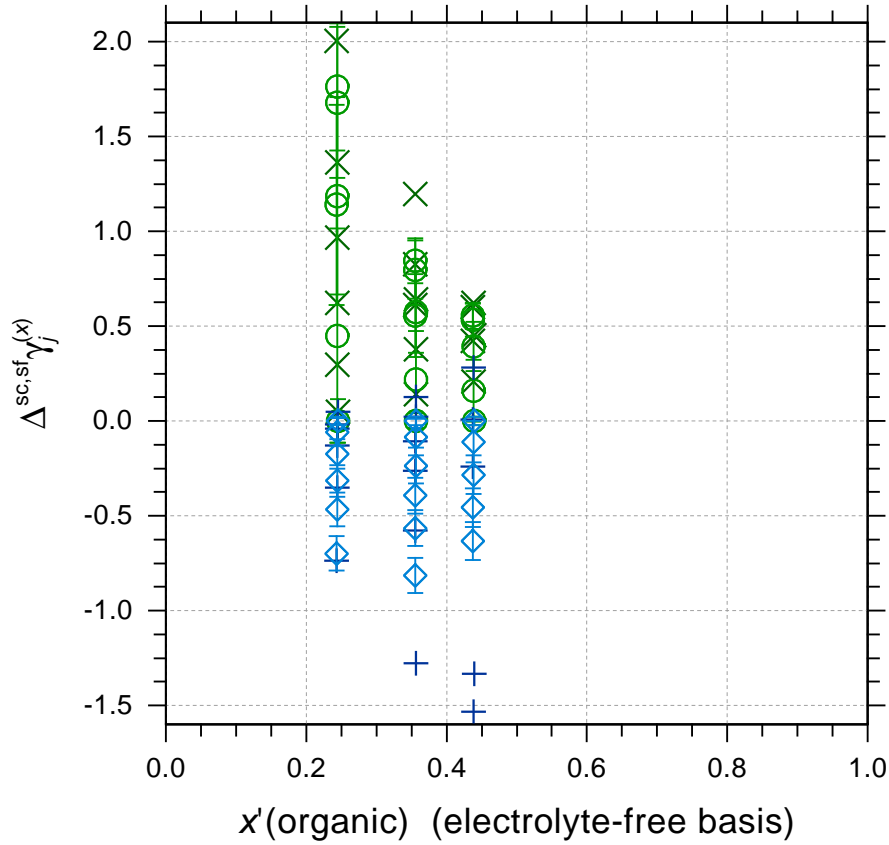


initial weighting of dataset:
 $w^{init}(0439) = 1.000$
 dataset contribution to F_{obj} :
 $fval(0439) = 7.9498E-01$
 rel. contribution = 0.3780 %

Fig. S0345 (AIOMFAC_output_0931)

H₂O (1) + Tetrahydrofuran (2) + CaCl₂ (3)

Temperature range: 337 -- 338 K



left y-axis:

- × CaCl₂+Tetrahydrofuran+Water_VLE_Sada (EXP, org.)
- AIOMFAC $\Delta^{sc, sf} \gamma_{org}^{(x)}$
- + CaCl₂+Tetrahydrofuran+Water_VLE_Sada (EXP, water)
- ◇ AIOMFAC $\Delta^{sc, sf} \gamma_w^{(x)}$

initial weighting of dataset:

$w^{init}(0931) = 0.200$

dataset contribution to F_{obj} :

$fval(0931) = 2.6898E-01$

rel. contribution = 0.1279 %

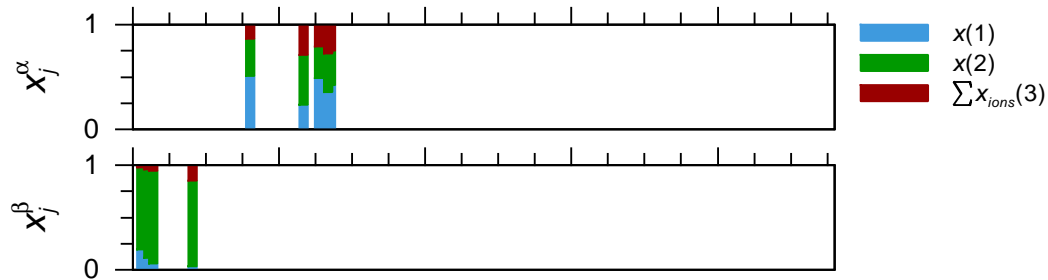
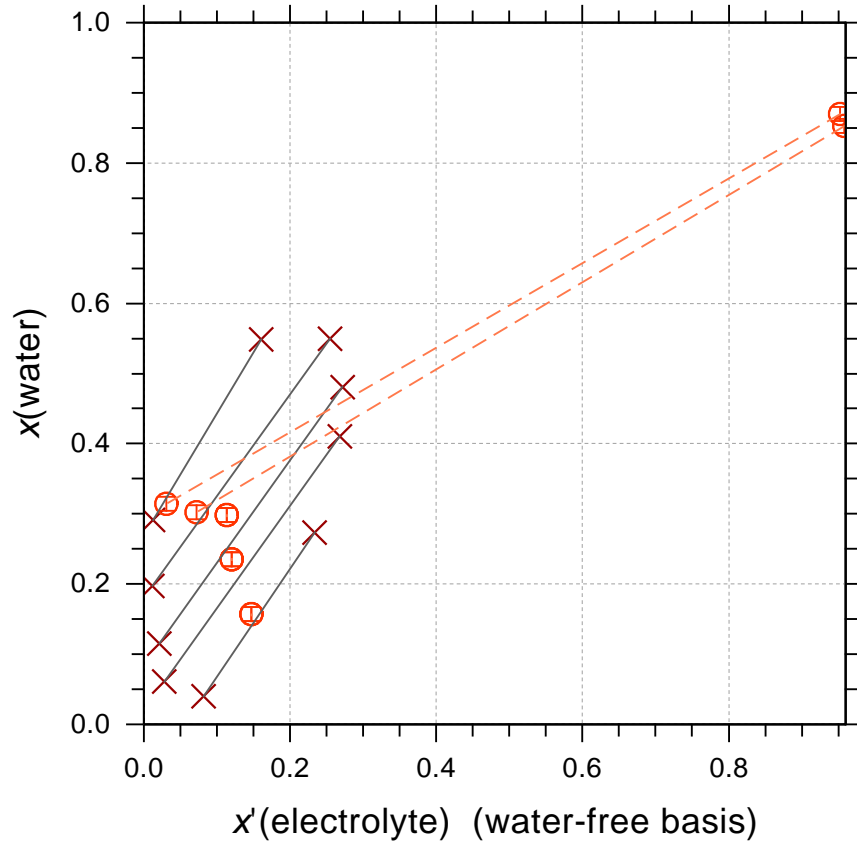
Fig. S0346 (AIOMFAC_output_0440)

H₂O (1) + 1,4-Dioxane (2) + HCl (3)

Temperature: 298 K

left y-axis:

- × HCl+1,4-Dioxane+Water_LLE_Robinson
- AIOMFAC calc. LLE composition



initial weighting of dataset:
 $w^{init}(0440) = 0.200$
 dataset contribution to F_{obj} :
 $fval(0440) = 1.4280E+00$
 rel. contribution = 0.6790 %

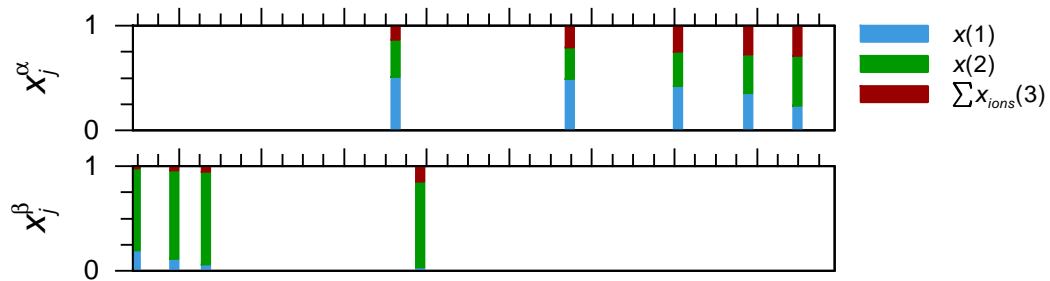
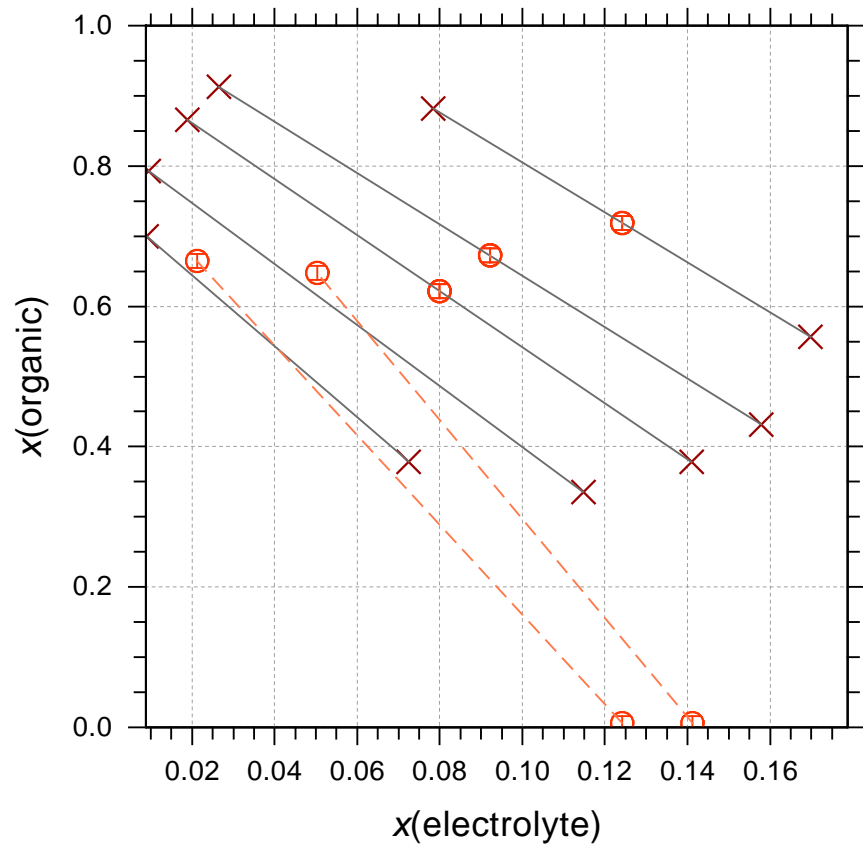
Fig. S0346a (AIOMFAC_output_0440)

H₂O (1) + 1,4-Dioxane (2) + HCl (3)

Temperature: 298 K

left y-axis:

- × HCl+1,4-Dioxane+Water_LLE_Robinson
- AIOMFAC calc. LLE composition

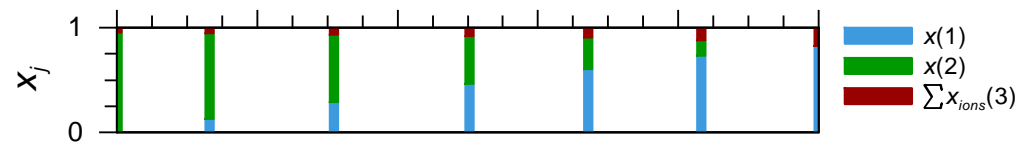
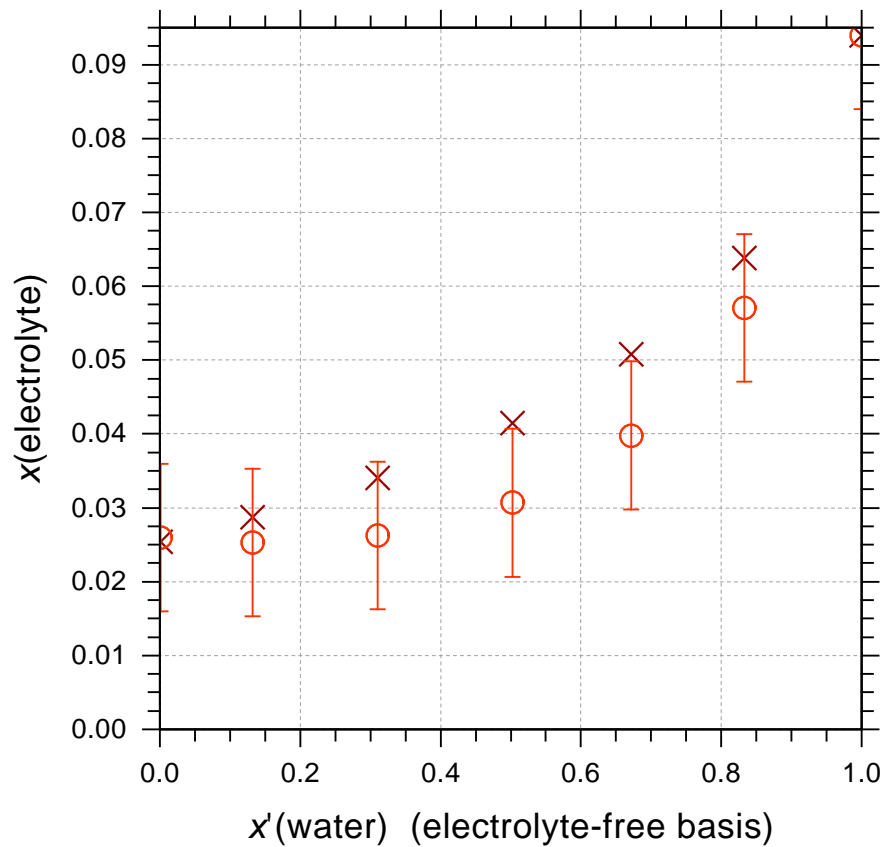


initial weighting of dataset:
 $w^{init}(0440) = 0.200$
 dataset contribution to F_{obj} :
 $fval(0440) = 1.4280E+00$
 rel. contribution = 0.6790 %

Fig. S0347 (AIOMFAC_output_0398)
 H₂O (1) + 2-Methoxyethanol (2) + KBr (3)
 Temperature: 298 K

left y-axis:

- × KBr+2-Methoxyethanol+Water_SLE_Chiovone-Filho
- AIOMFAC calc. SLE composition



initial weighting of dataset:
 $w^{init}(0398) = 1.000$
 dataset contribution to F_{obj} :
 $fval(0398) = 1.2555E-01$
 rel. contribution = 0.0597 %

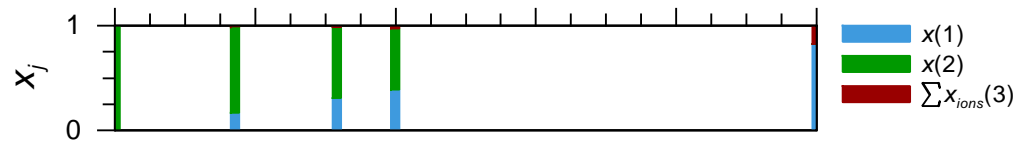
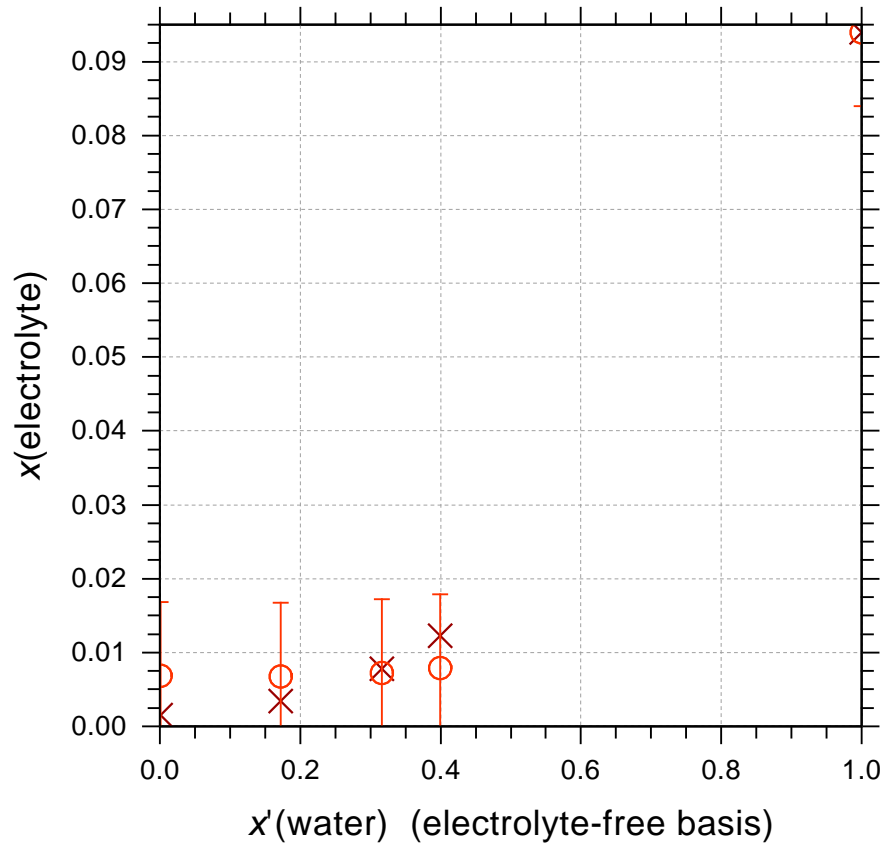
Fig. S0348 (AIOMFAC_output_0399)

H₂O (1) + 2-Butoxyethanol (2) + KBr (3)

Temperature: 298 K

left y-axis:

- × KBr+2-Butoxyethanol+Water_SLE_Chivone-Filho
- AIOMFAC calc. SLE composition



initial weighting of dataset:
 $w^{\text{init}}(0399) = 1.000$
dataset contribution to F_{obj} :
 $\text{fval}(0399) = 2.3637\text{E-}01$
rel. contribution = 0.1019 %

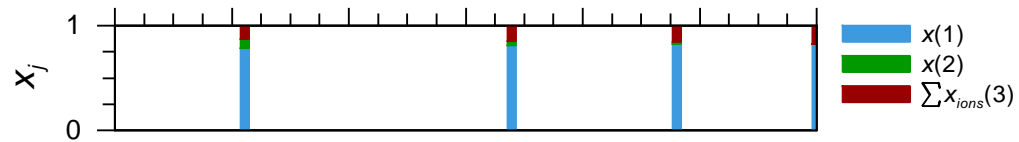
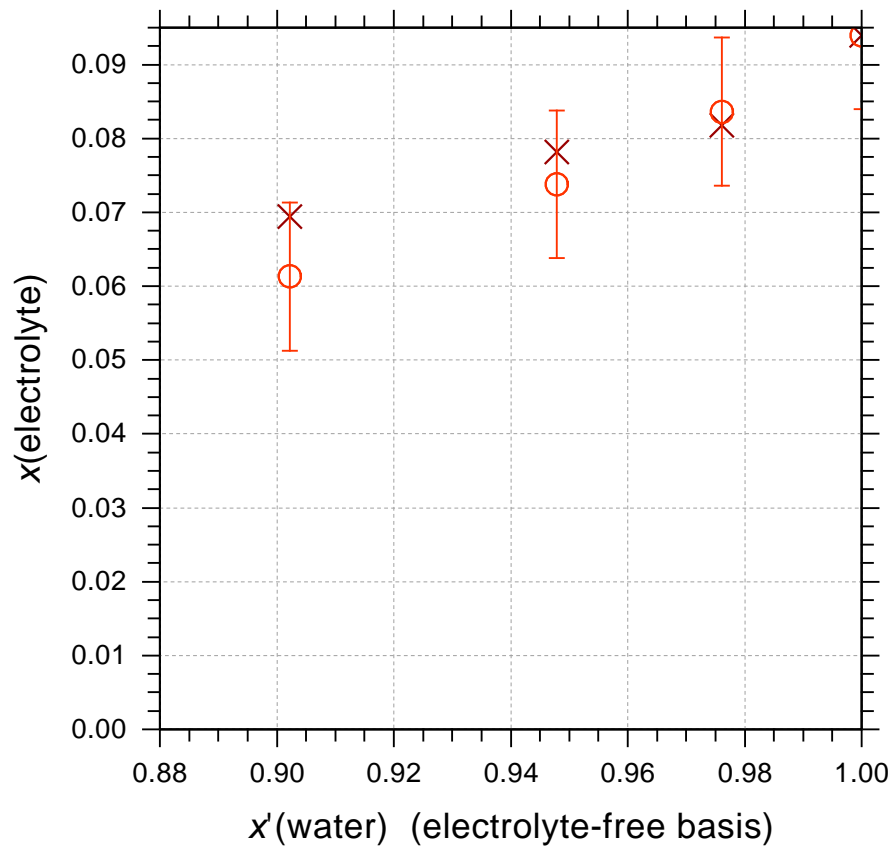
Fig. S0349 (AIOMFAC_output_0967)

H₂O (1) + 1,4-Dioxane (2) + KBr (3)

Temperature: 298 K

left y-axis:

- × KBr+1,4-Dioxane+Water_SLE_Herz
- AIOMFAC calc. SLE composition



initial weighting of dataset:
 $w^{init}(0967) = 1.000$
dataset contribution to F_{obj} :
 $fval(0967) = 1.3467E-02$
rel. contribution = 0.0064 %

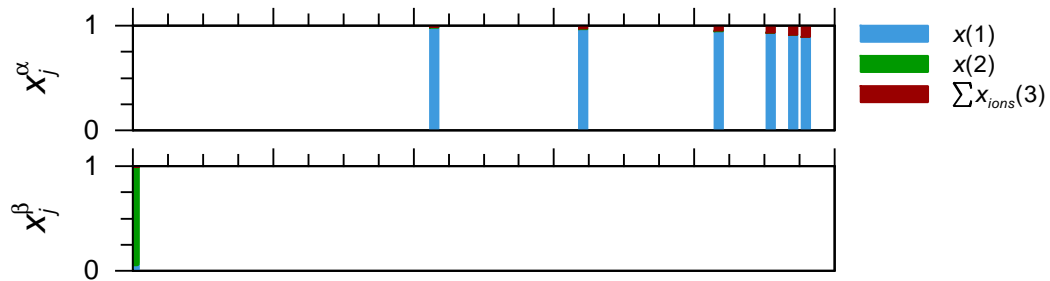
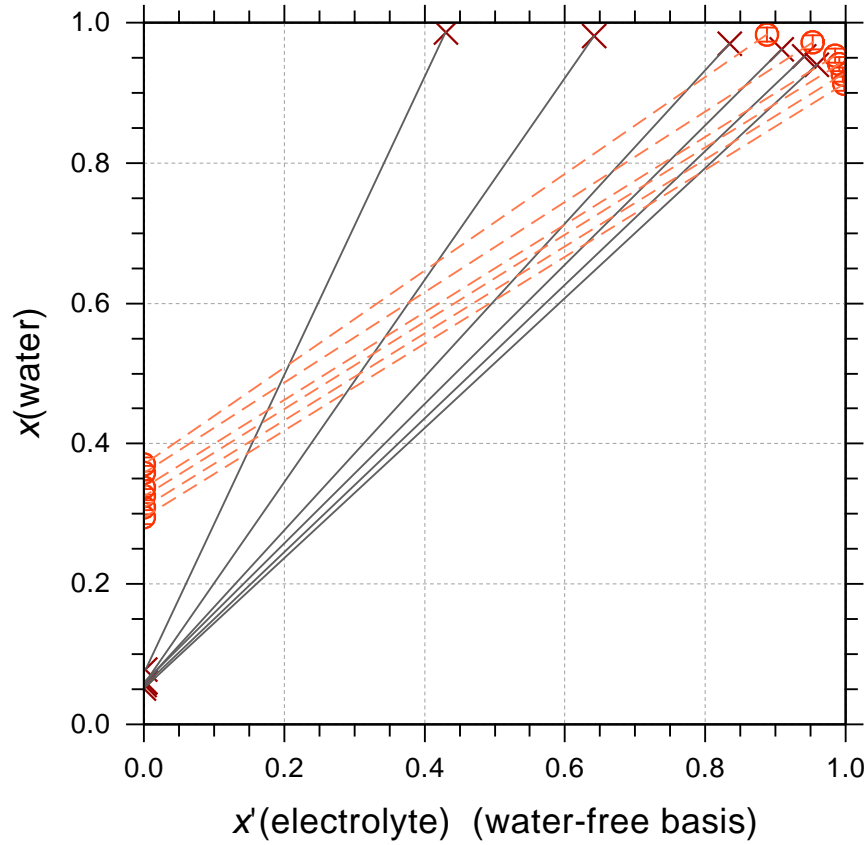
Fig. S0350 (AIOMFAC_output_0365)

H₂O (1) + 2-Methoxy-2-methylpropane (2) + KCl (3)

Temperature: 298 K

left y-axis:

- × KCl+2-Methoxy-2-methylpropane+Water_LLE_Salabat
- AIOMFAC calc. LLE composition



initial weighting of dataset:
 $w^{init}(0365) = 1.000$
 dataset contribution to F_{obj} :
 $fval(0365) = 2.9595E+00$
 rel. contribution = 1.4073 %

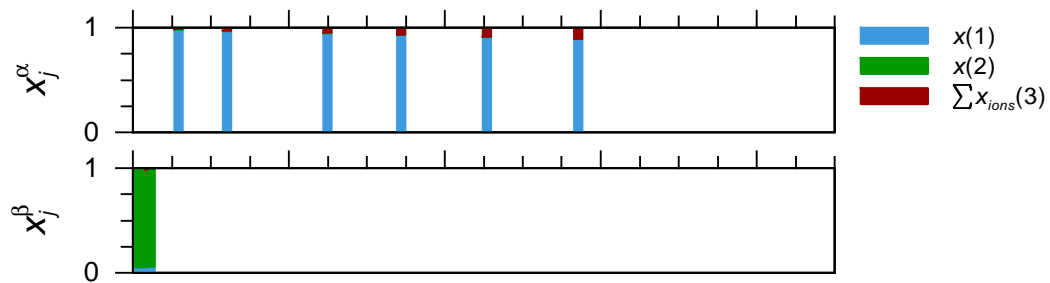
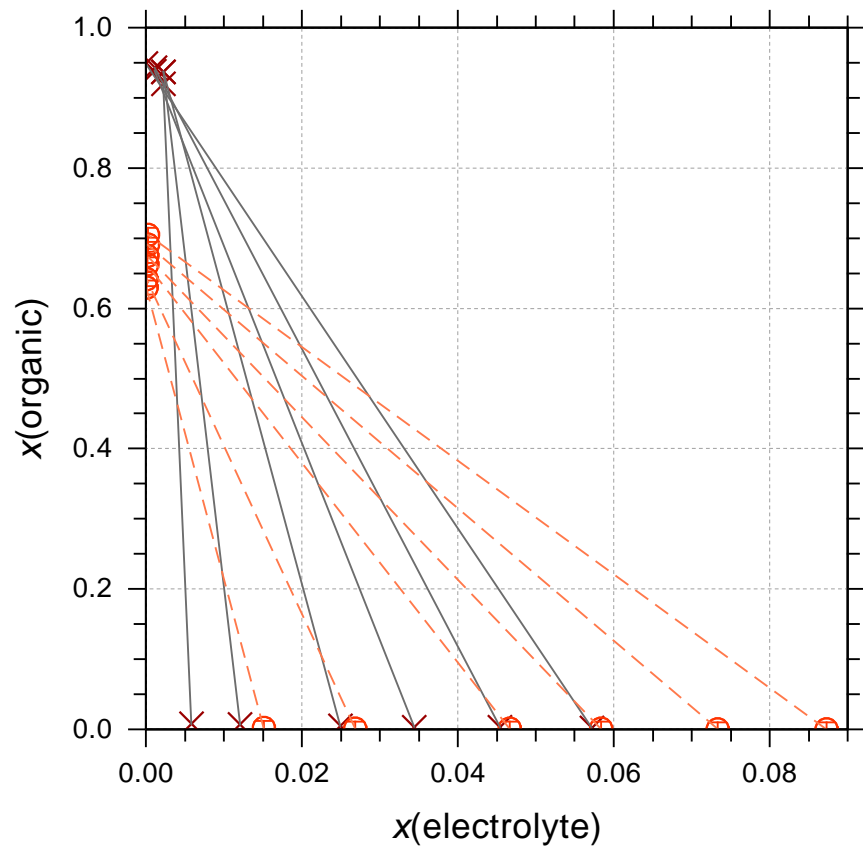
Fig. S0350a (AIOMFAC_output_0365)

H₂O (1) + 2-Methoxy-2-methylpropane (2) + KCl (3)

Temperature: 298 K

left y-axis:

- × KCl+2-Methoxy-2-methylpropane+Water_LLE_Salabat
- AIOMFAC calc. LLE composition

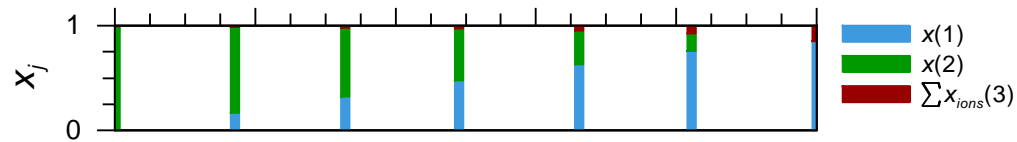
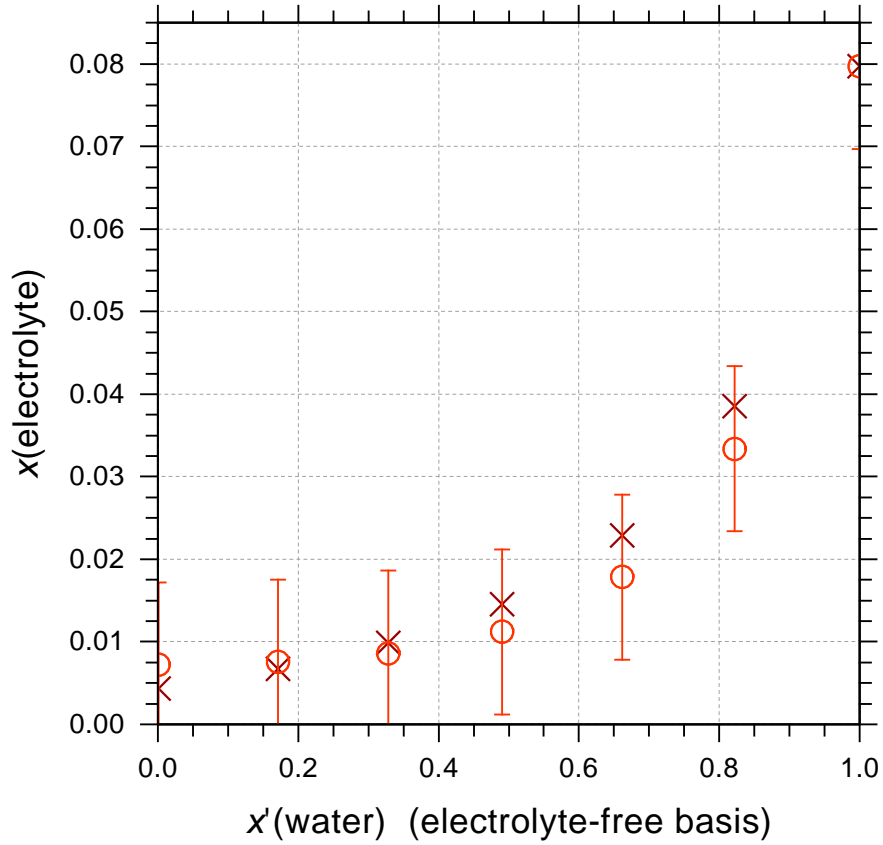


initial weighting of dataset:
 $w^{init}(0365) = 1.000$
 dataset contribution to F_{obj} :
 $fval(0365) = 2.9595E+00$
 rel. contribution = 1.4073 %

Fig. S0351 (AIOMFAC_output_0394)
 H₂O (1) + 2-Methoxyethanol (2) + KCl (3)
 Temperature: 298 K

left y-axis:

- × KCl+2-Methoxyethanol+Water_SLE_Chiovone-Filho
- AIOMFAC calc. SLE composition



initial weighting of dataset:
 $w^{init}(0394) = 1.000$
 dataset contribution to F_{obj} :
 $fval(0394) = 9.9260E-02$
 rel. contribution = 0.0472 %

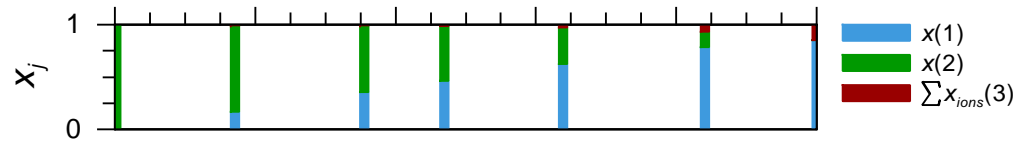
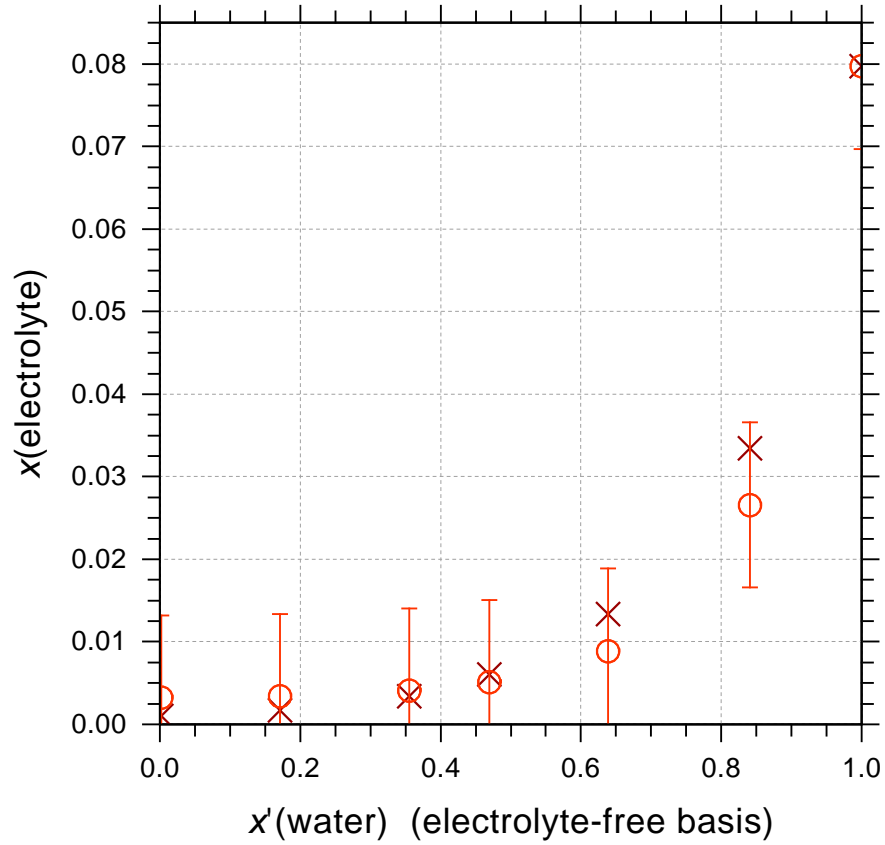
Fig. S0352 (AIOMFAC_output_0395)

H₂O (1) + 2-Ethoxyethanol (2) + KCl (3)

Temperature: 298 K

left y-axis:

- × KCl+2-Ethoxyethanol+Water_SLE_Chivovone-Filho
- AIOMFAC calc. SLE composition

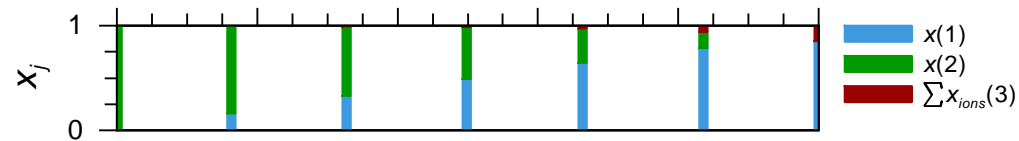
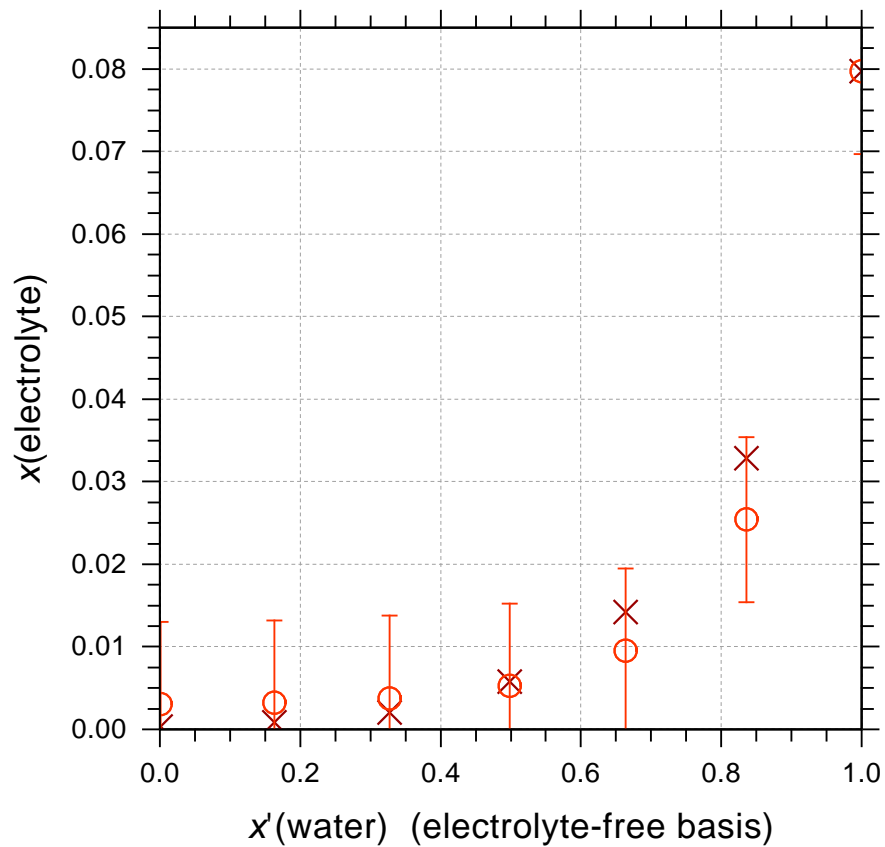


initial weighting of dataset:
 $w^{init}(0395) = 1.000$
dataset contribution to F_{obj} :
 $fval(0395) = 1.2909E-01$
rel. contribution = 0.0614 %

Fig. S0353 (AIOMFAC_output_0396)
 H₂O (1) + 1-Methoxy-2-propanol (2) + KCl (3)
 Temperature: 298 K

left y-axis:

- × KCl+1-Methoxy-2-propanol+Water_SLE_Chivone-Filho
- AIOMFAC calc. SLE composition



initial weighting of dataset:
 $w^{\text{init}}(0396) = 1.000$
 dataset contribution to F_{obj} :
 $f_{\text{val}}(0396) = 2.0352\text{E-}01$
 rel. contribution = 0.0968 %

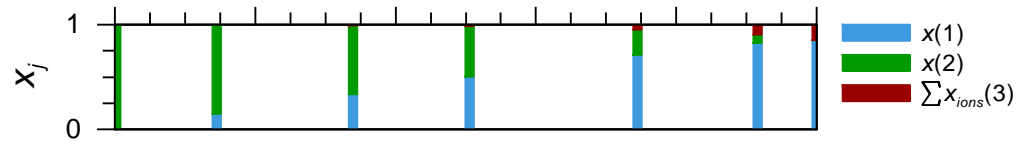
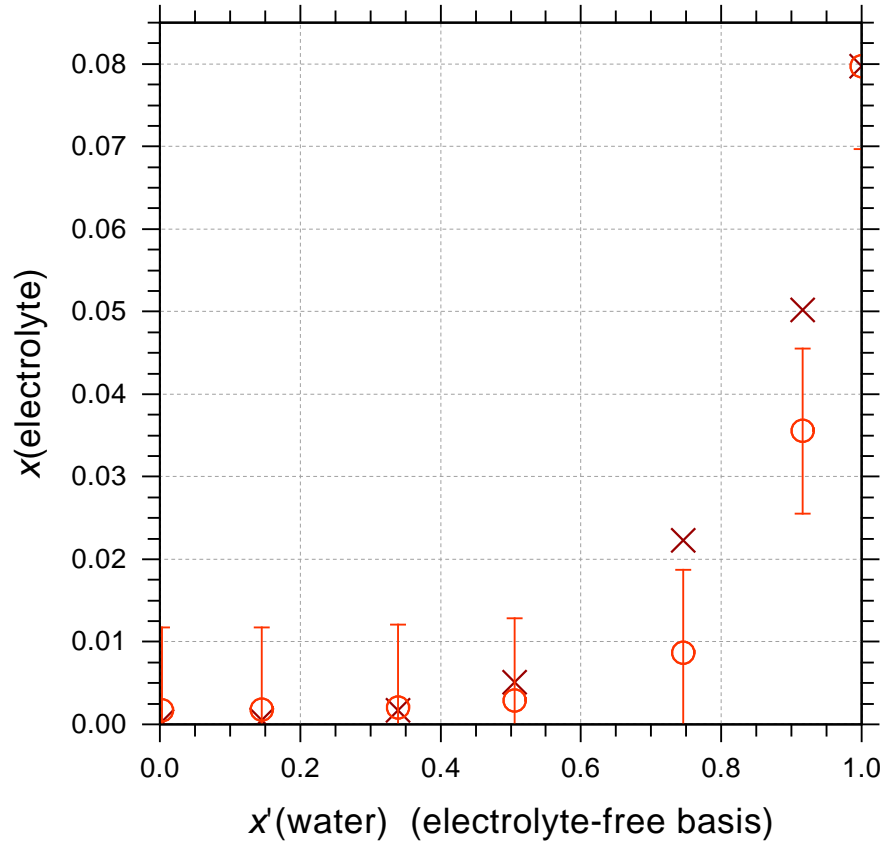
Fig. S0354 (AIOMFAC_output_0397)

H₂O (1) + 2-Isopropoxyethanol (2) + KCl (3)

Temperature: 298 K

left y-axis:

- × KCl+2-Isopropoxyethanol+Water_SLE_Chivone-Filho
- AIOMFAC calc. SLE composition



initial weighting of dataset:
 $w^{init}(0397) = 1.000$
dataset contribution to F_{obj} :
 $fval(0397) = 2.9281E-01$
rel. contribution = 0.1392 %

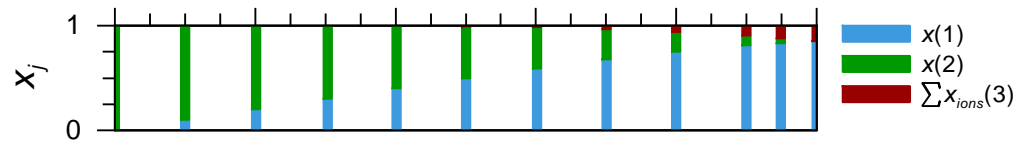
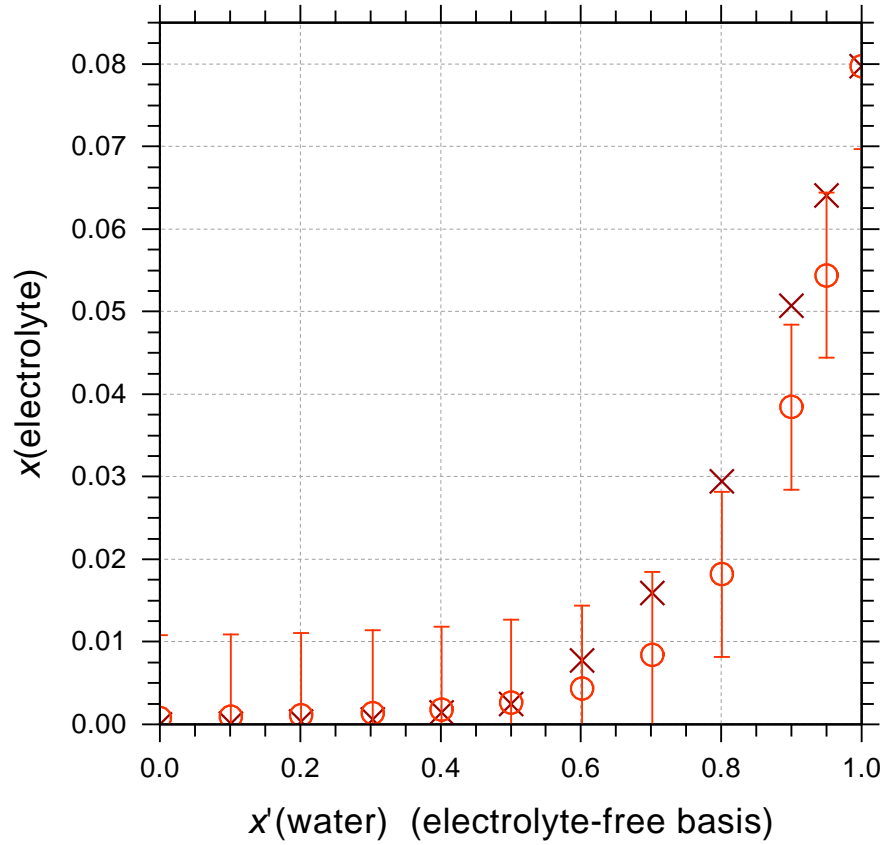
Fig. S0355 (AIOMFAC_output_0444)

H₂O (1) + 1,4-Dioxane (2) + KCl (3)

Temperature: 298 K

left y-axis:

- × KCl+1,4-Dioxane+Water_SLE_Eysseltova
- AIOMFAC calc. SLE composition



initial weighting of dataset:
 $w^{init}(0444) = 1.000$
 dataset contribution to F_{obj} :
 $fval(0444) = 2.3675E-01$
 rel. contribution = 0.1126 %

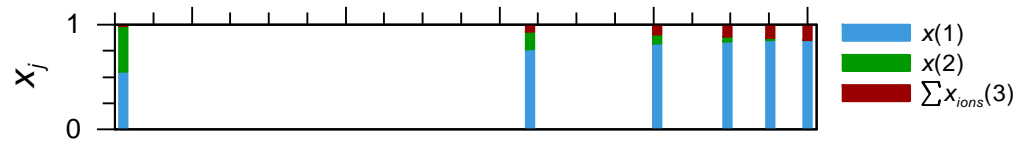
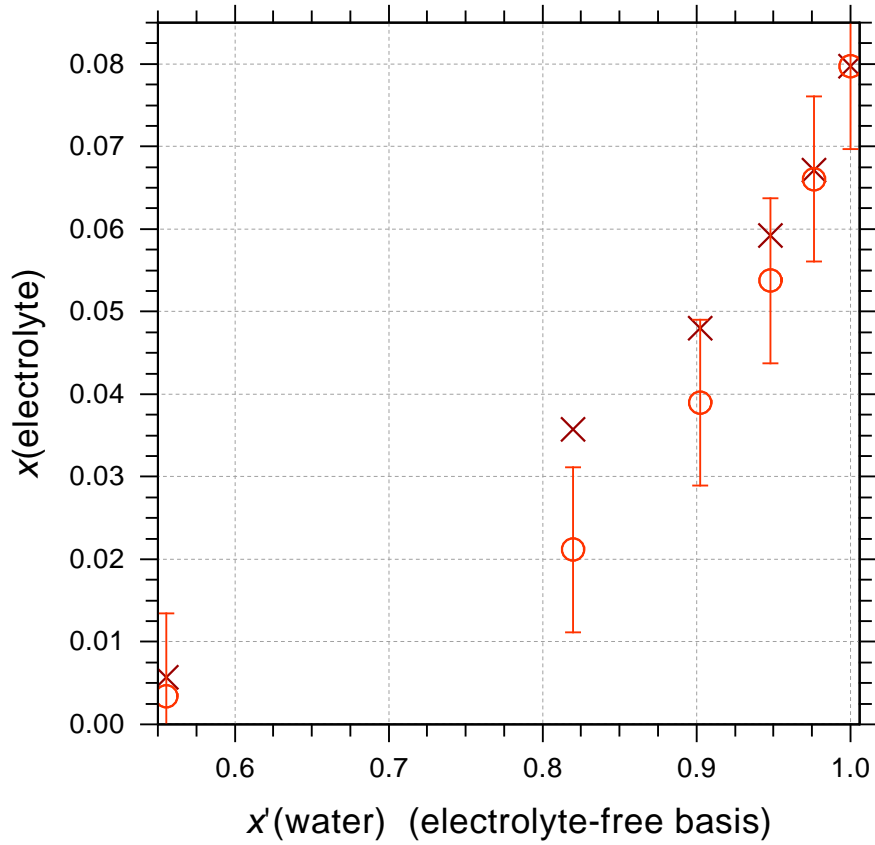
Fig. S0356 (AIOMFAC_output_0966)

H₂O (1) + 1,4-Dioxane (2) + KCl (3)

Temperature: 298 K

left y-axis:

- × KCl+1,4-Dioxane+Water_SLE_Herz
- AIOMFAC calc. SLE composition



initial weighting of dataset:
 $w^{\text{init}}(0966) = 1.000$
dataset contribution to F_{obj} :
 $f_{\text{val}}(0966) = 1.5343\text{E-}01$
rel. contribution = 0.0730 %

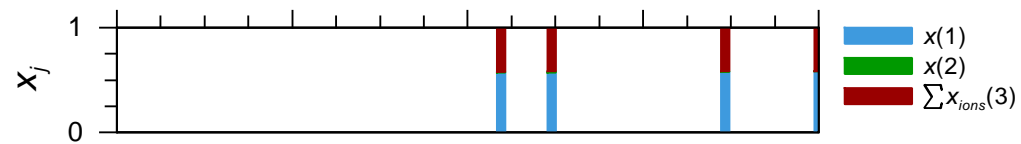
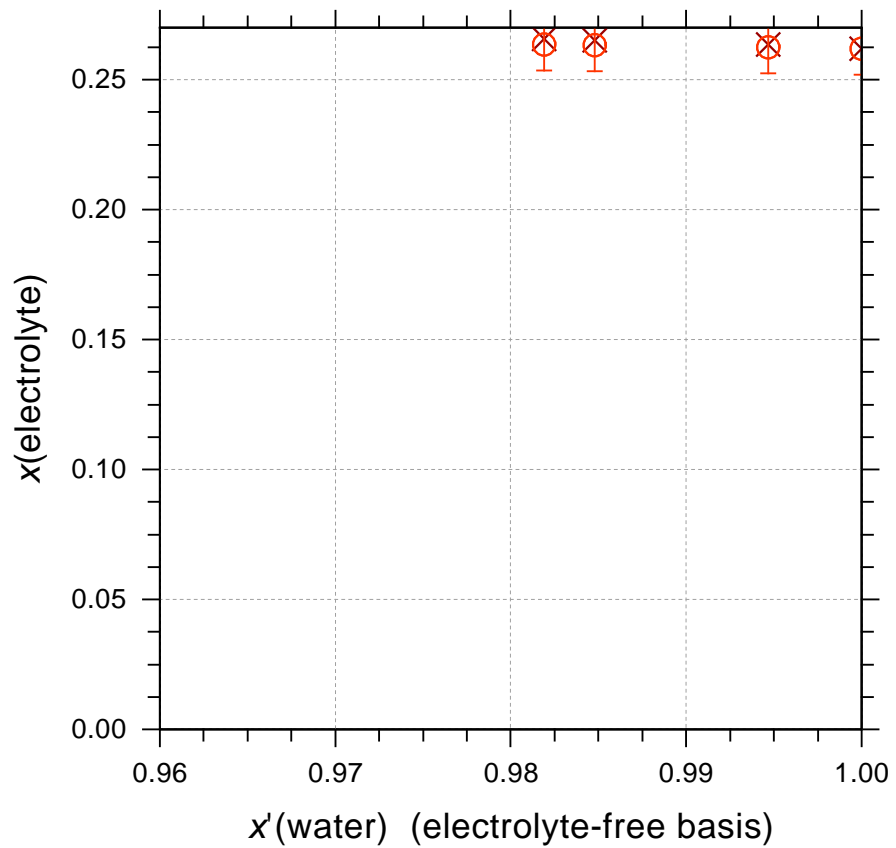
Fig. S0357 (AIOMFAC_output_0441)

H₂O (1) + 1,4-Dioxane (2) + LiCl (3)

Temperature: 298 K

left y-axis:

- × LiCl+1,4-Dioxane+Water_SLE_Lynch
- AIOMFAC calc. SLE composition



initial weighting of dataset:
 $w^{init}(0441) = 0.020$
dataset contribution to F_{obj} :
 $fval(0441) = 2.9051E-06$
rel. contribution = 0.0000 %

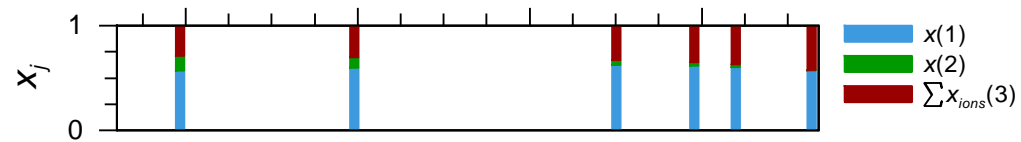
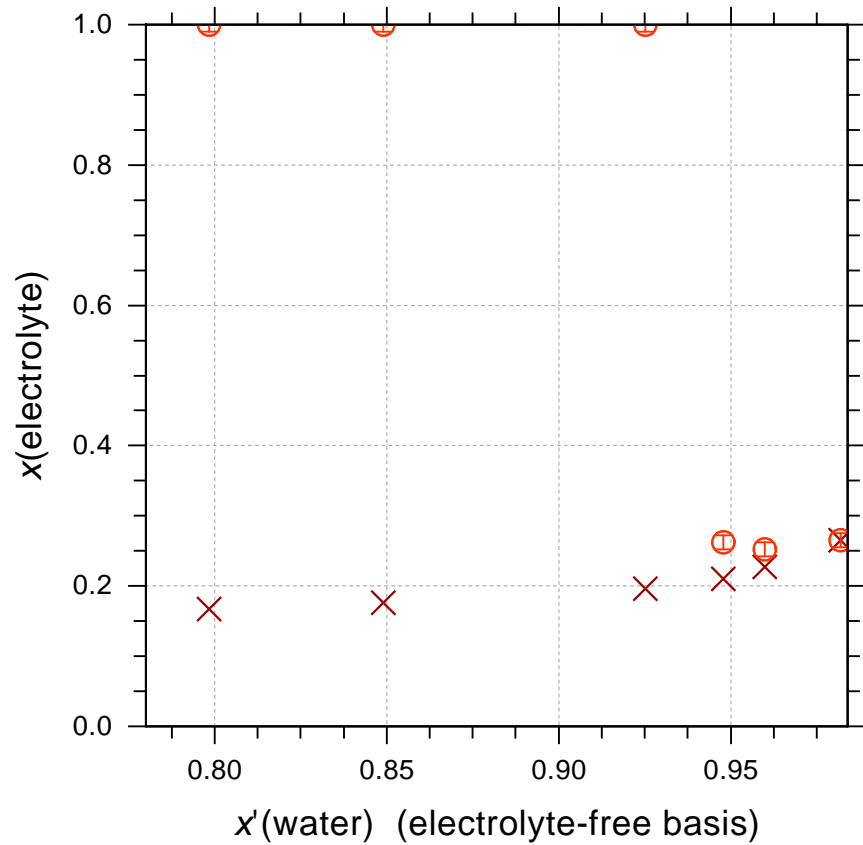
Fig. S0358 (AIOMFAC_output_0442)

H₂O (1) + 1,4-Dioxane (2) + LiCl (3)

Temperature: 298 K

left y-axis:

- × LiCl+1,4-Dioxane+Water_SLE_Lynch_2
- AIOMFAC calc. SLE composition



initial weighting of dataset:
 $w^{init}(0442) = 0.020$
dataset contribution to F_{obj} :
 $fval(0442) = 1.2476E+00$
rel. contribution = 0.5933 %

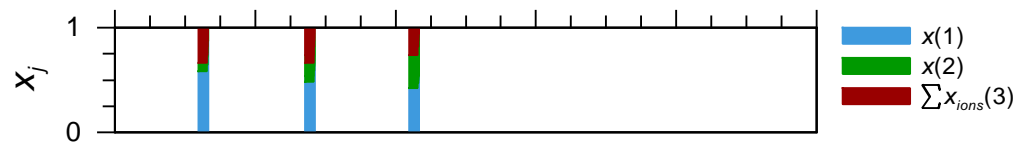
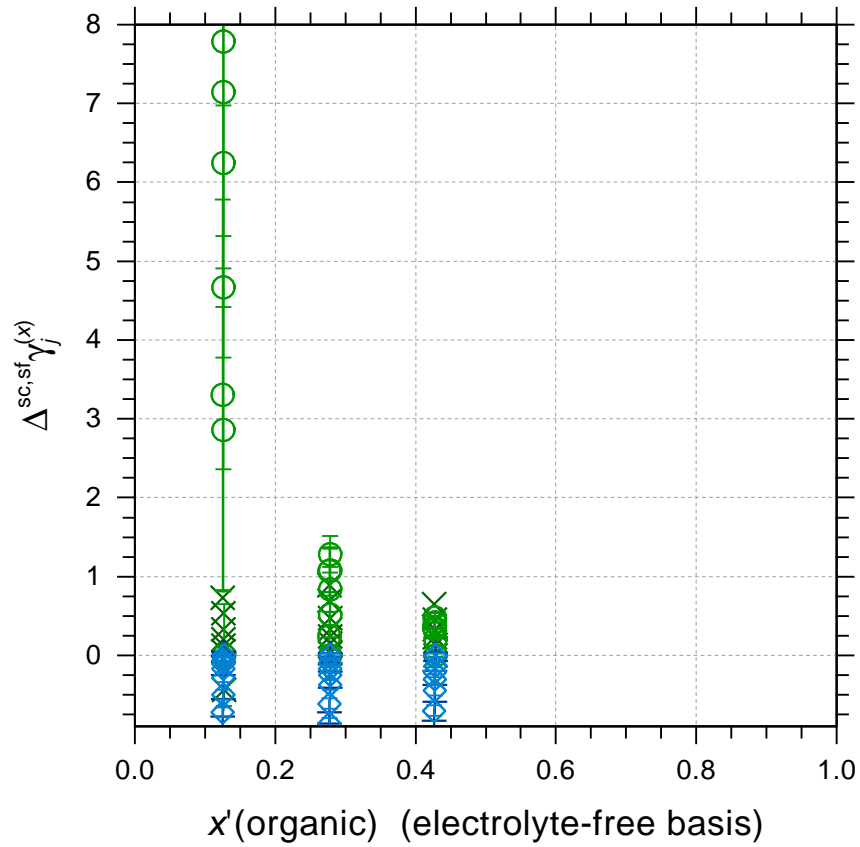
Fig. S0359 (AIOMFAC_output_0930)

H₂O (1) + Tetrahydrofuran (2) + LiCl (3)

Temperature range: 337 -- 339 K

left y-axis:

- × LiCl+Tetrahydrofuran+Water_VLE_Sada (EXP, org.)
- AIOMFAC $\Delta_{org}^{sc, sf, \gamma_j^{(x)}}$
- + LiCl+Tetrahydrofuran+Water_VLE_Sada (EXP, water)
- ◇ AIOMFAC $\Delta_w^{sc, sf, \gamma_j^{(x)}}$



initial weighting of dataset:
 $w^{init}(0930) = 0.200$
 dataset contribution to F_{obj} :
 $fval(0930) = 1.2845E+00$
 rel. contribution = 0.6108 %

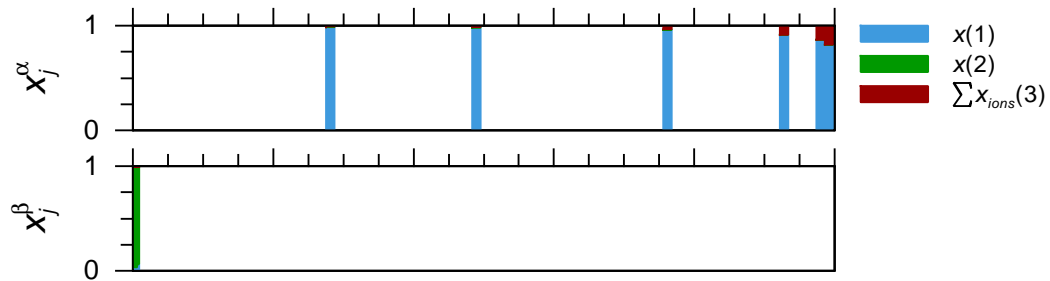
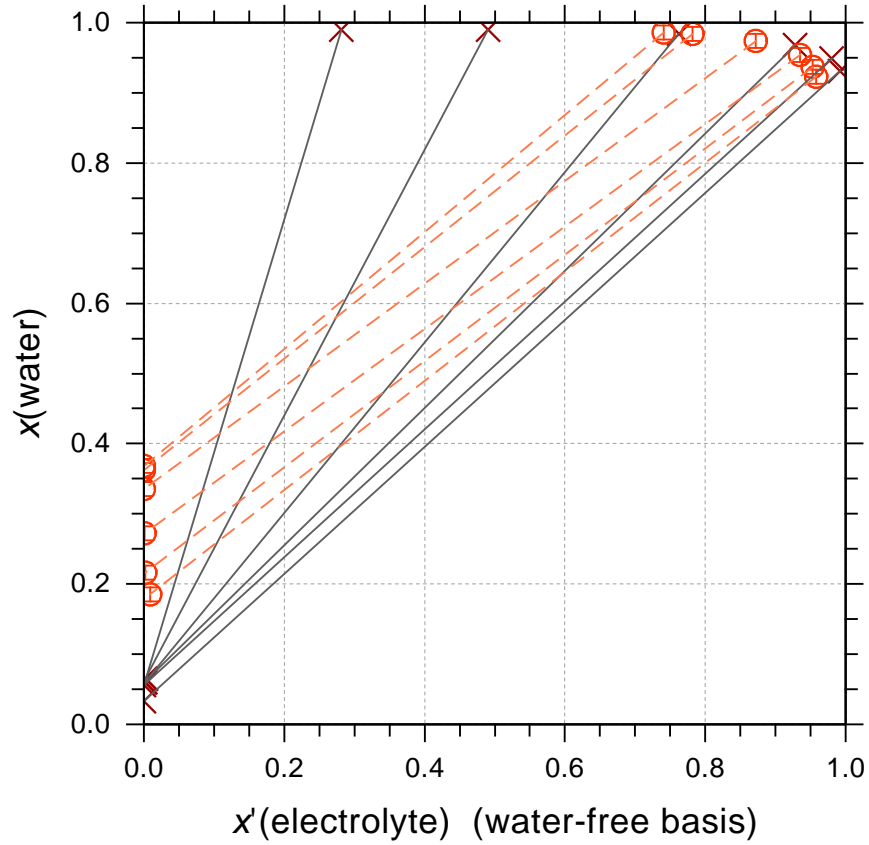
Fig. S0360 (AIOMFAC_output_0364)

H₂O (1) + 2-Methoxy-2-methylpropane (2) + MgCl₂ (3)

Temperature: 298 K

left y-axis:

- × MgCl₂+2-Methoxy-2-methylpropane+Water_LLE_Salabat
- AIOMFAC calc. LLE composition



initial weighting of dataset:

$w^{init}(0364) = 1.000$

dataset contribution to F_{obj} :

$fval(0364) = 2.5087E+00$

rel. contribution = 1.1930 %

Fig. S0360a (AIOMFAC_output_0364)

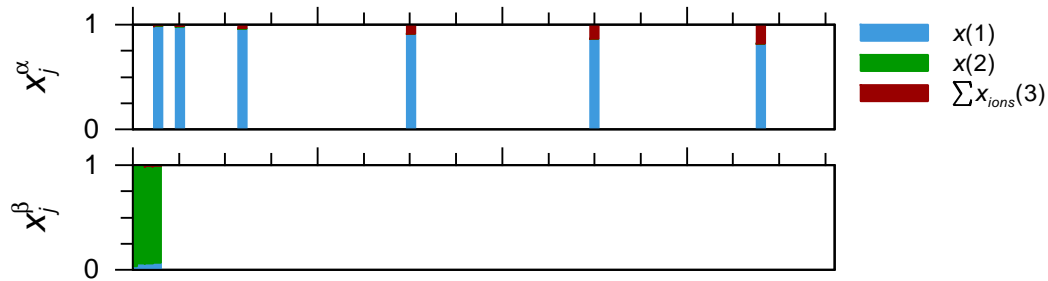
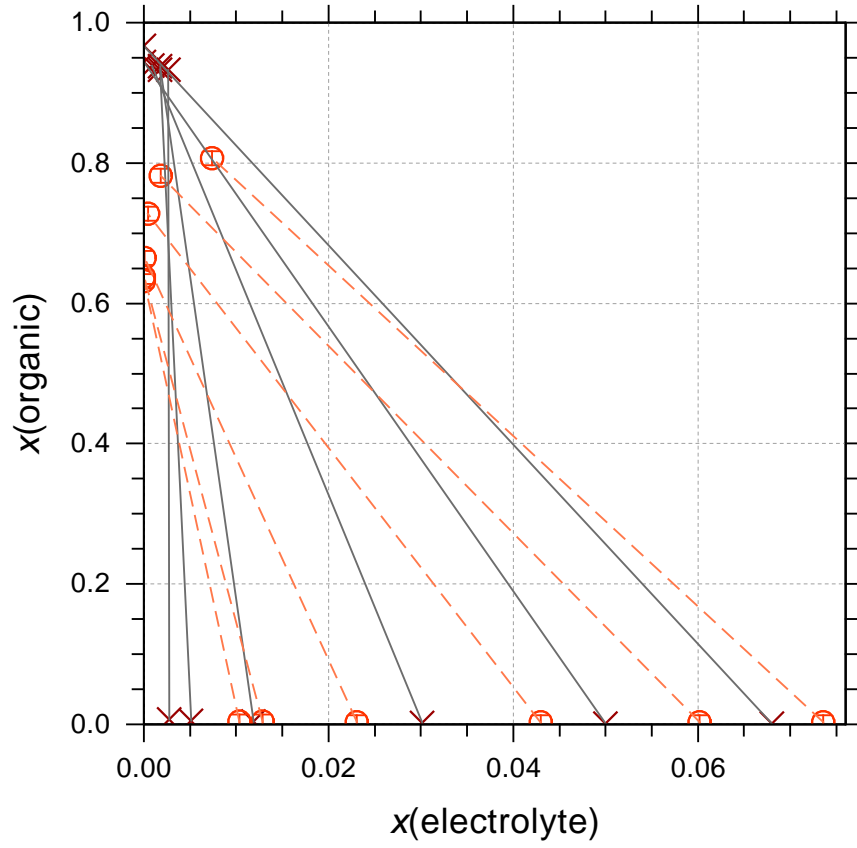
H₂O (1) + 2-Methoxy-2-methylpropane (2) + MgCl₂ (3)

Temperature: 298 K

left y-axis:

× MgCl₂+2-Methoxy-2-methylpropane+Water_LLE_Salabat

○ AIOMFAC calc. LLE composition



initial weighting of dataset:

$w^{init}(0364) = 1.000$

dataset contribution to F_{obj} :

$fval(0364) = 2.5087E+00$

rel. contribution = 1.1930 %

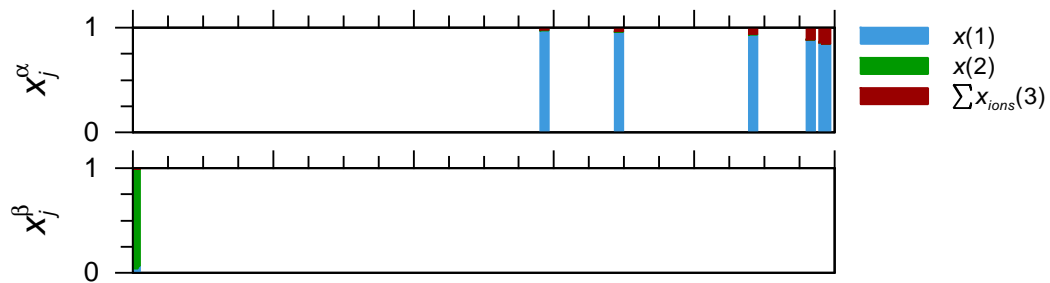
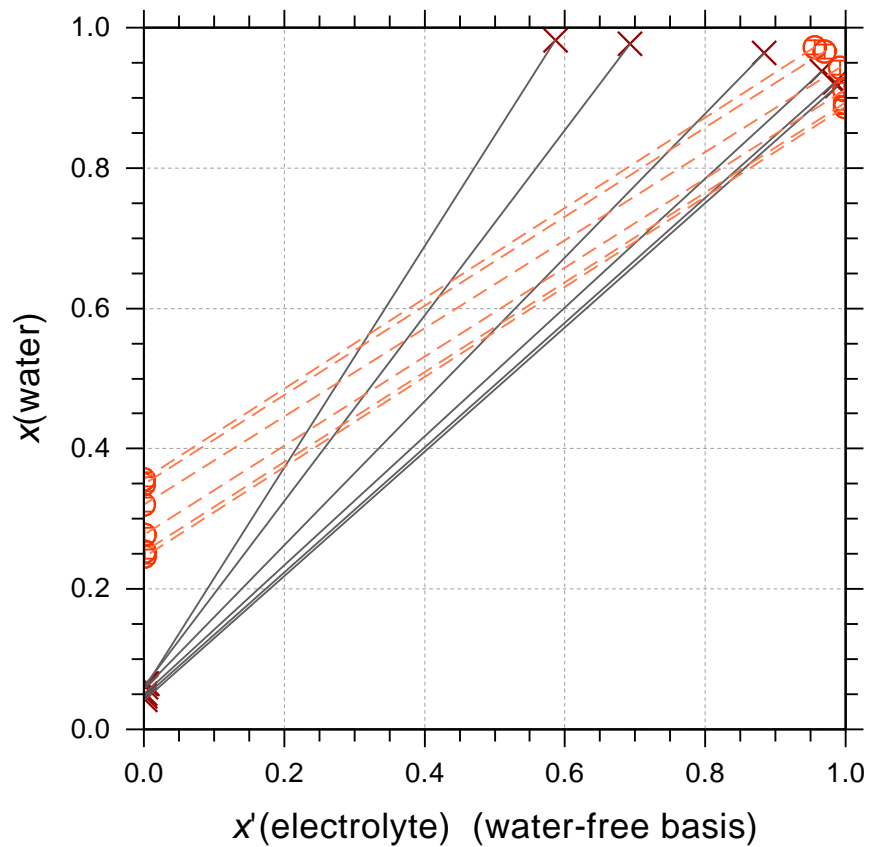
Fig. S0361 (AIOMFAC_output_0366)

H₂O (1) + 2-Methoxy-2-methylpropane (2) + NaCl (3)

Temperature: 298 K

left y-axis:

- × NaCl+2-Methoxy-2-methylpropane+Water_LLE_Salabat
- AIOMFAC calc. LLE composition



initial weighting of dataset:
 $w^{init}(0366) = 1.000$
 dataset contribution to F_{obj} :
 $fval(0366) = 3.0639E+00$
 rel. contribution = 1.4570 %

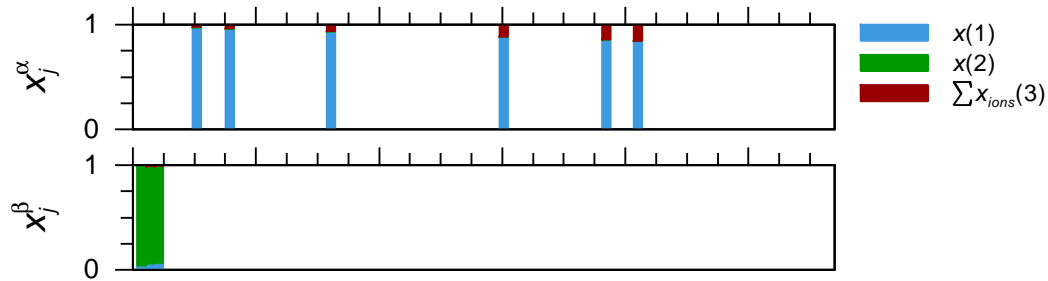
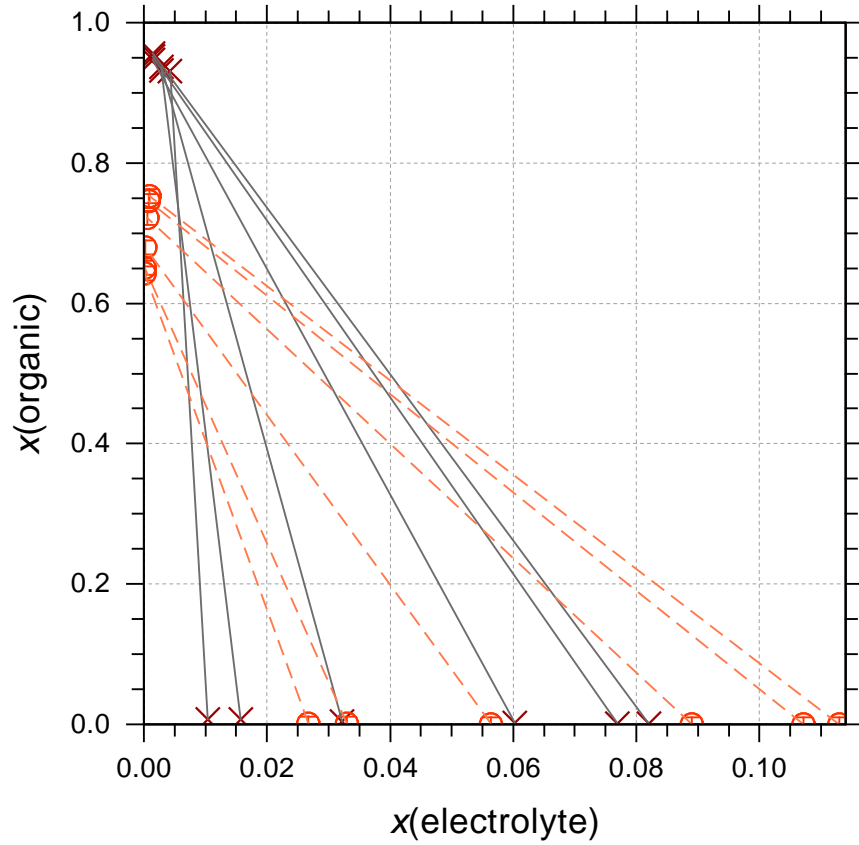
Fig. S0361a (AIOMFAC_output_0366)

H₂O (1) + 2-Methoxy-2-methylpropane (2) + NaCl (3)

Temperature: 298 K

left y-axis:

- × NaCl+2-Methoxy-2-methylpropane+Water_LLE_Salabat
- AIOMFAC calc. LLE composition

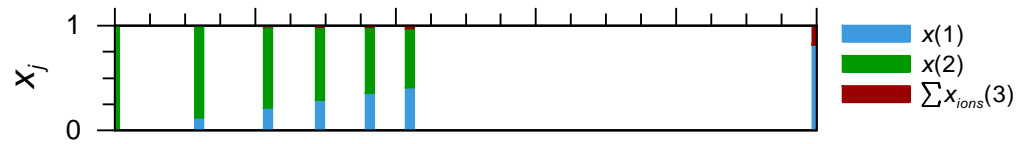
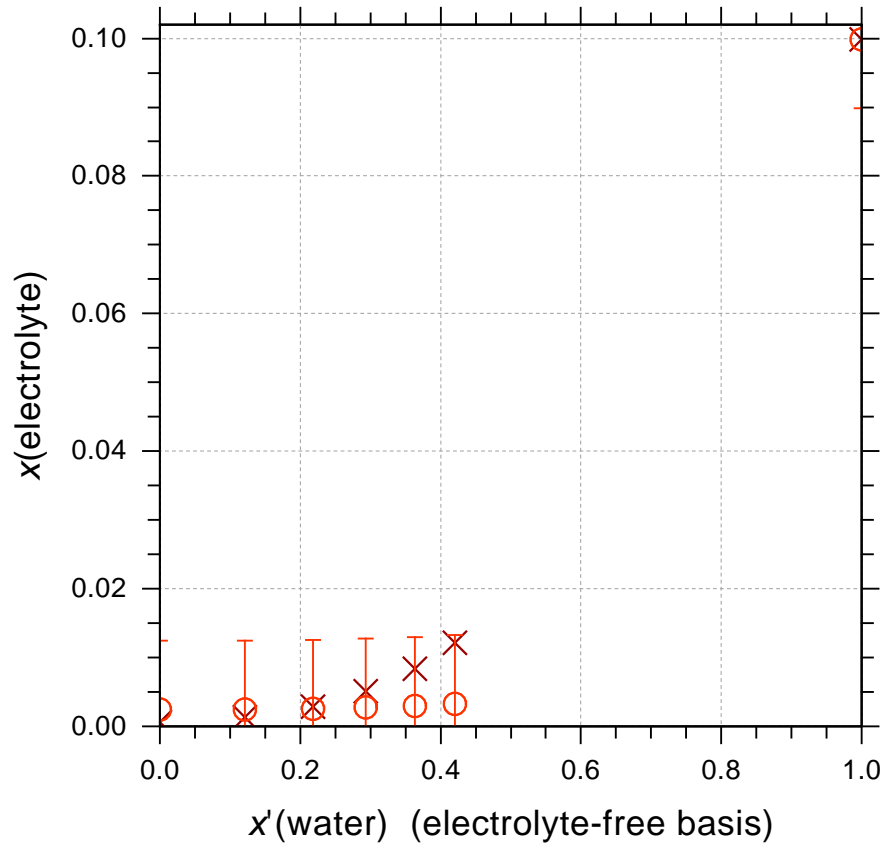


initial weighting of dataset:
 $w^{init}(0366) = 1.000$
 dataset contribution to F_{obj} :
 $fval(0366) = 3.0639E+00$
 rel. contribution = 1.4570 %

Fig. S0362 (AIOMFAC_output_0401)
 H₂O (1) + 2-Butoxyethanol (2) + NaCl (3)
 Temperature: 298 K

left y-axis:

- × NaCl+2-Butoxyethanol+Water_SLE_Raridon
- AIOMFAC calc. SLE composition

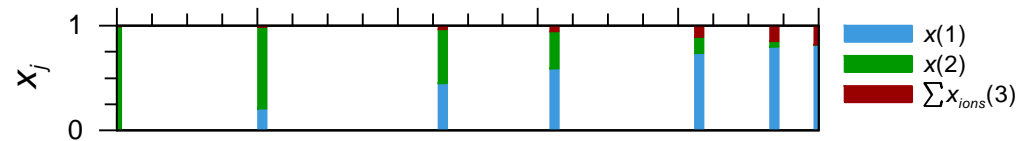
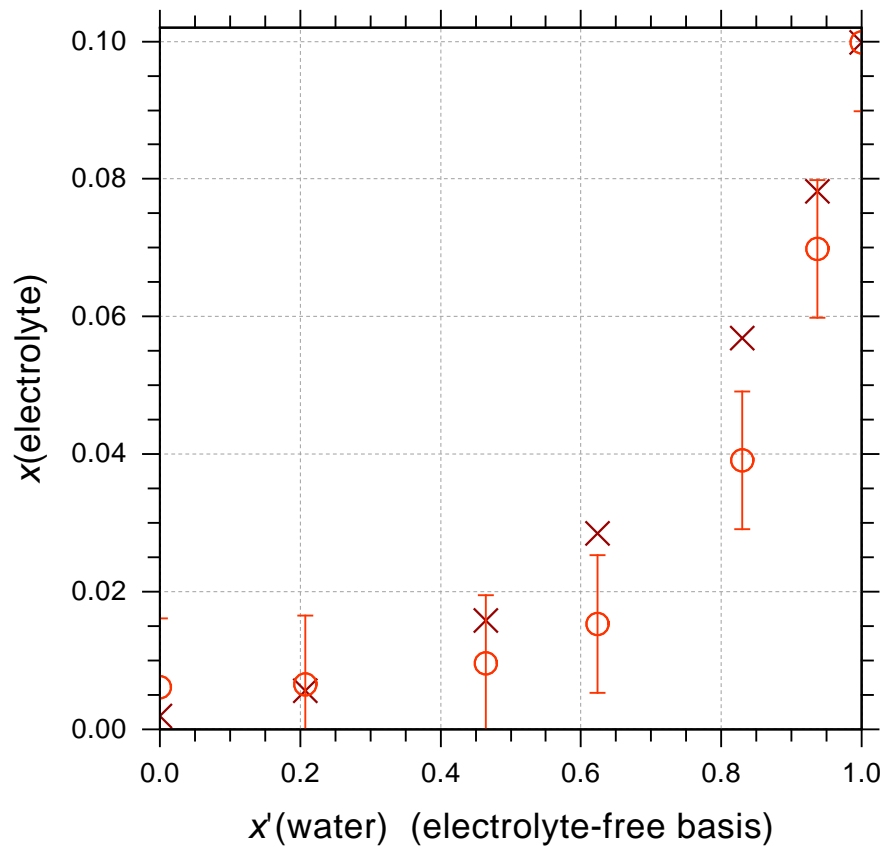


initial weighting of dataset:
 $w^{init}(0401) = 1.000$
 dataset contribution to F_{obj} :
 $fval(0401) = 3.0990E-01$
 rel. contribution = 0.1474 %

Fig. S0363 (AIOMFAC_output_0402)
 H₂O (1) + 2-Ethoxyethanol (2) + NaCl (3)
 Temperature: 298 K

left y-axis:

- × NaCl+2-Ethoxyethanol+Water_SLE_Raridon
- AIOMFAC calc. SLE composition



initial weighting of dataset:
 $w^{init}(0402) = 1.000$
 dataset contribution to F_{obj} :
 $fval(0402) = 3.8421E-01$
 rel. contribution = 0.1827 %

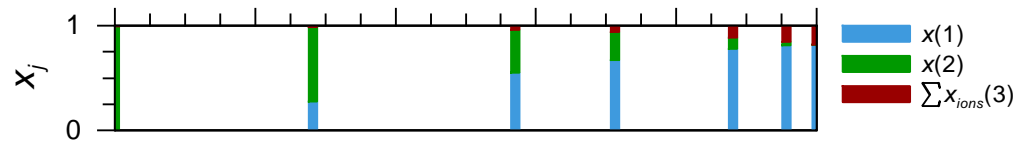
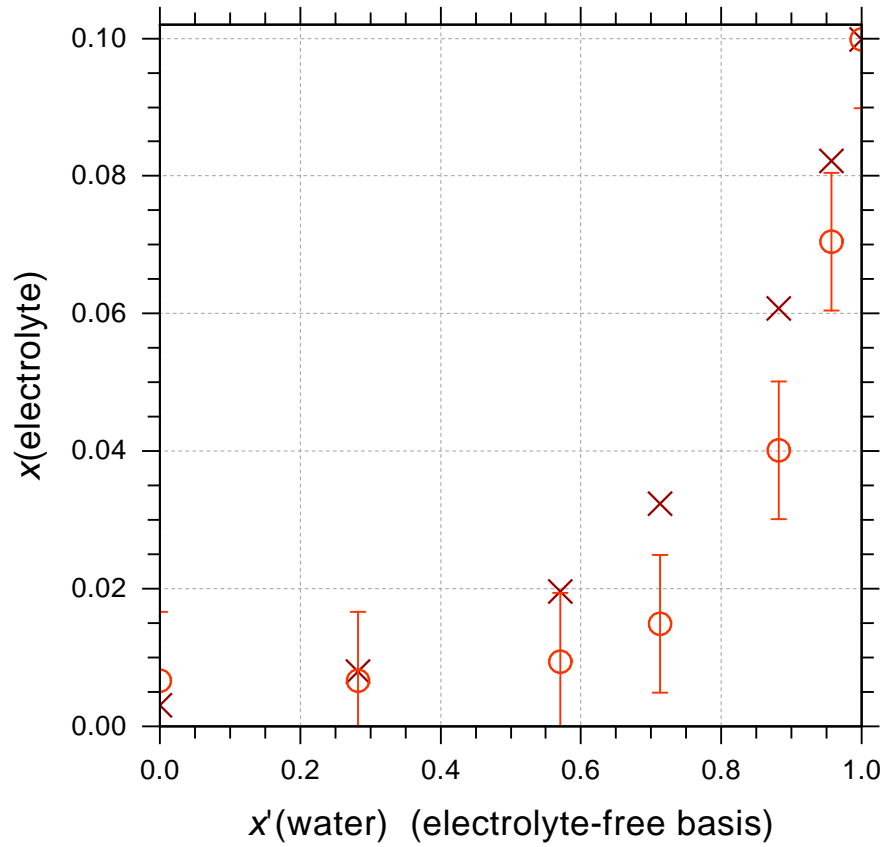
Fig. S0364 (AIOMFAC_output_0403)

H₂O (1) + 2-(2-ethoxyethoxy)ethanol (2) + NaCl (3)

Temperature: 298 K

left y-axis:

- × NaCl+2-(2-ethoxyethoxy)ethanol+Water_SLE_Raridon
- AIOMFAC calc. SLE composition



initial weighting of dataset:

$$w^{init}(0403) = 1.000$$

dataset contribution to F_{obj} :

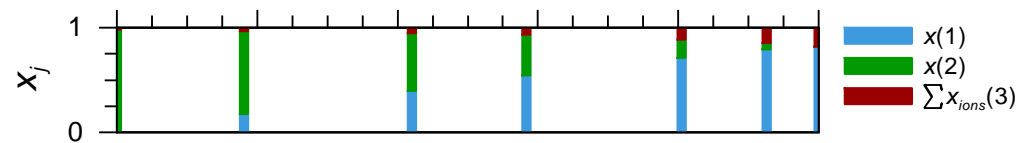
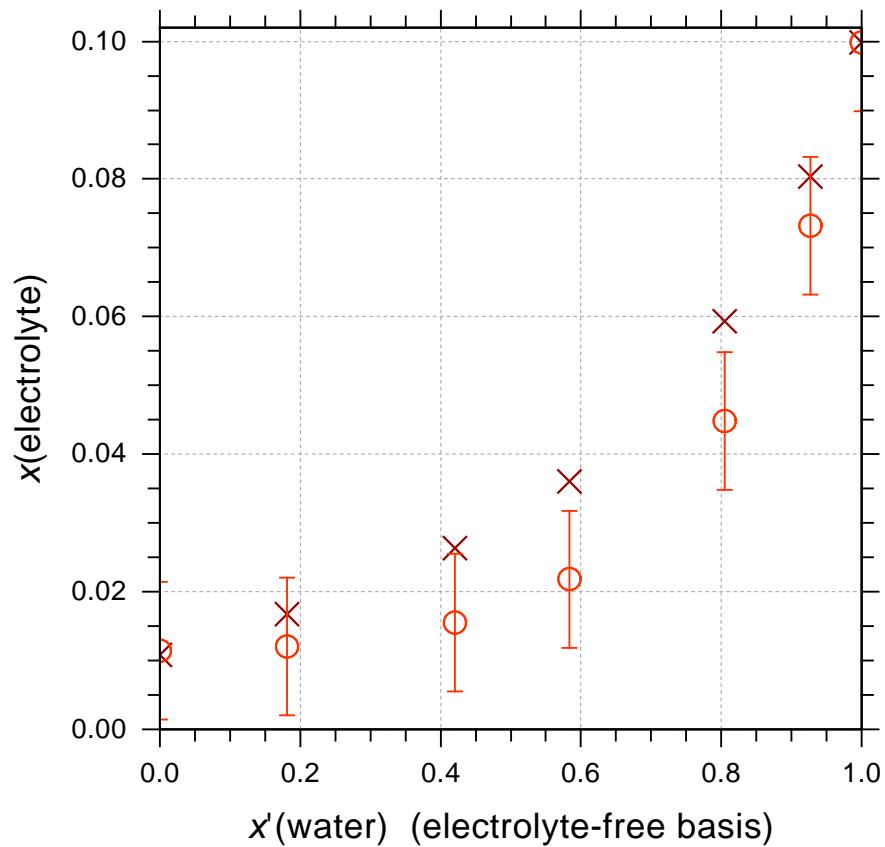
$$fval(0403) = 4.7349E-01$$

$$rel. contribution = 0.2252 \%$$

Fig. S0365 (AIOMFAC_output_0404)
 H_2O (1) + 2-Methoxyethanol (2) + NaCl (3)
 Temperature: 298 K

left y-axis:

- × NaCl+2-Methoxyethanol+Water_SLE_Raridon
- AIOMFAC calc. SLE composition



initial weighting of dataset:
 $w^{\text{init}}(0404) = 1.000$
 dataset contribution to F_{obj} :
 $\text{fval}(0404) = 2.6844\text{E-}01$
 rel. contribution = 0.1277 %

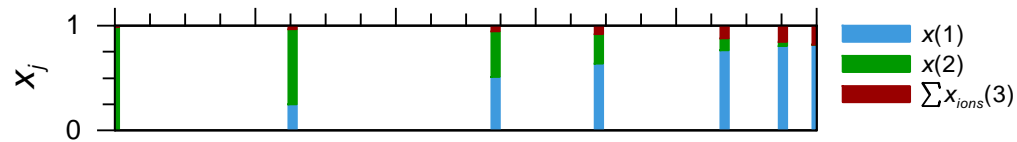
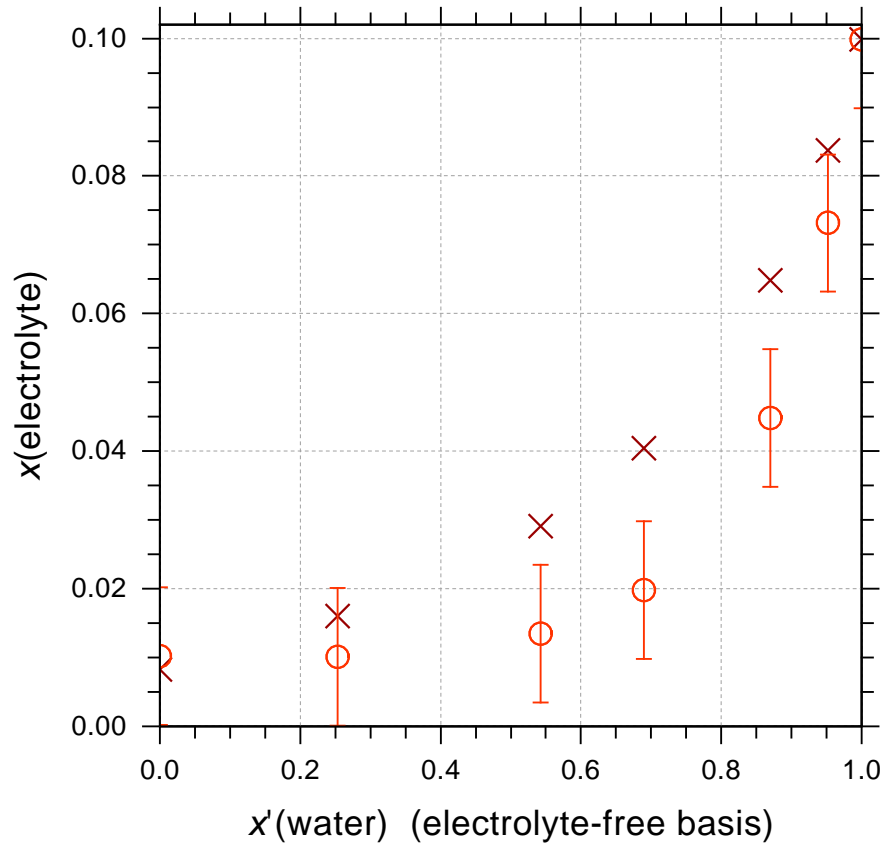
Fig. S0366 (AIOMFAC_output_0405)

H₂O (1) + 2-(2-methoxyethoxy)ethanol (2) + NaCl (3)

Temperature: 298 K

left y-axis:

- × NaCl+2-(2-methoxyethoxy)ethanol+Water_SLE_Raridon
- AIOMFAC calc. SLE composition



initial weighting of dataset:
 $w^{init}(0405) = 1.000$
dataset contribution to F_{obj} :
 $fval(0405) = 4.7689E-01$
rel. contribution = 0.2268 %

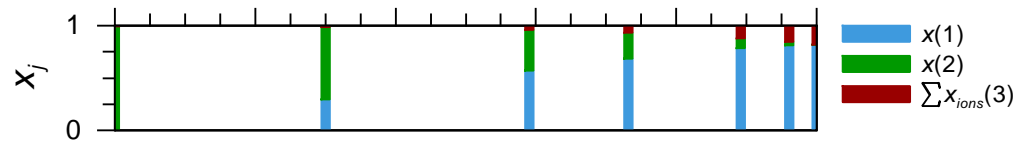
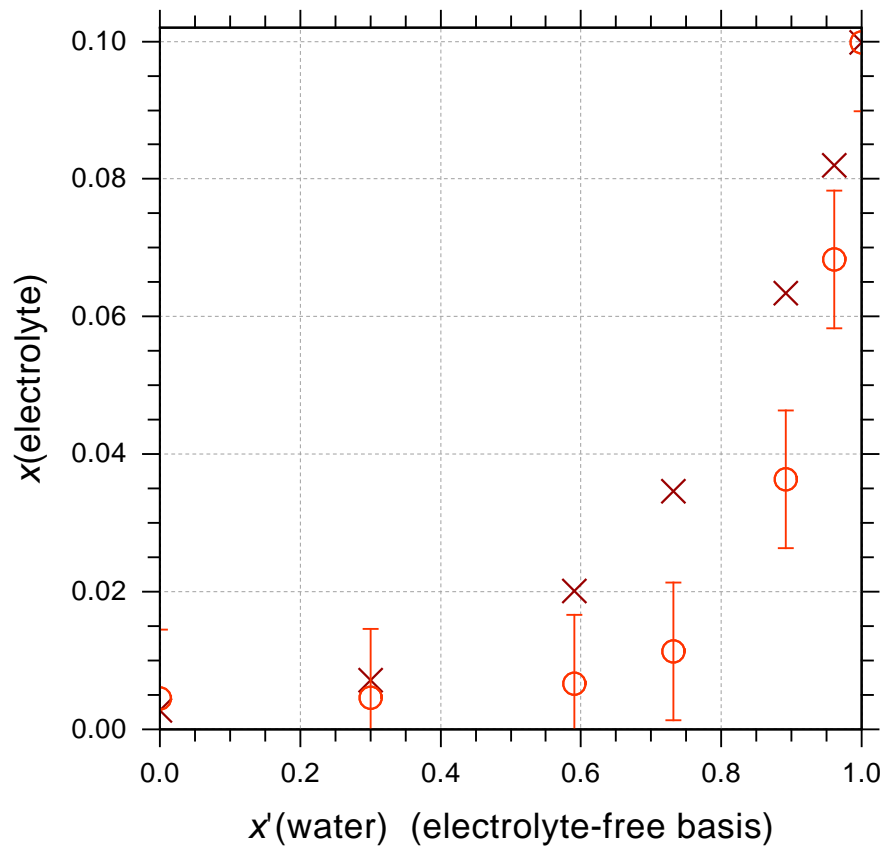
Fig. S0367 (AIOMFAC_output_0406)

H₂O (1) + 1-(2-methoxypropoxy)-2-propanol (2) + NaCl (3)

Temperature: 298 K

left y-axis:

- × NaCl+1-(2-methoxypropoxy)-2-propanol+Water_SLE_Raridon
- AIOMFAC calc. SLE composition

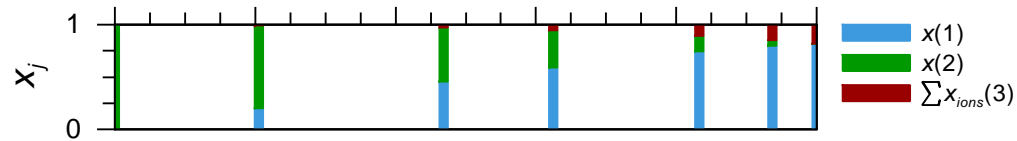
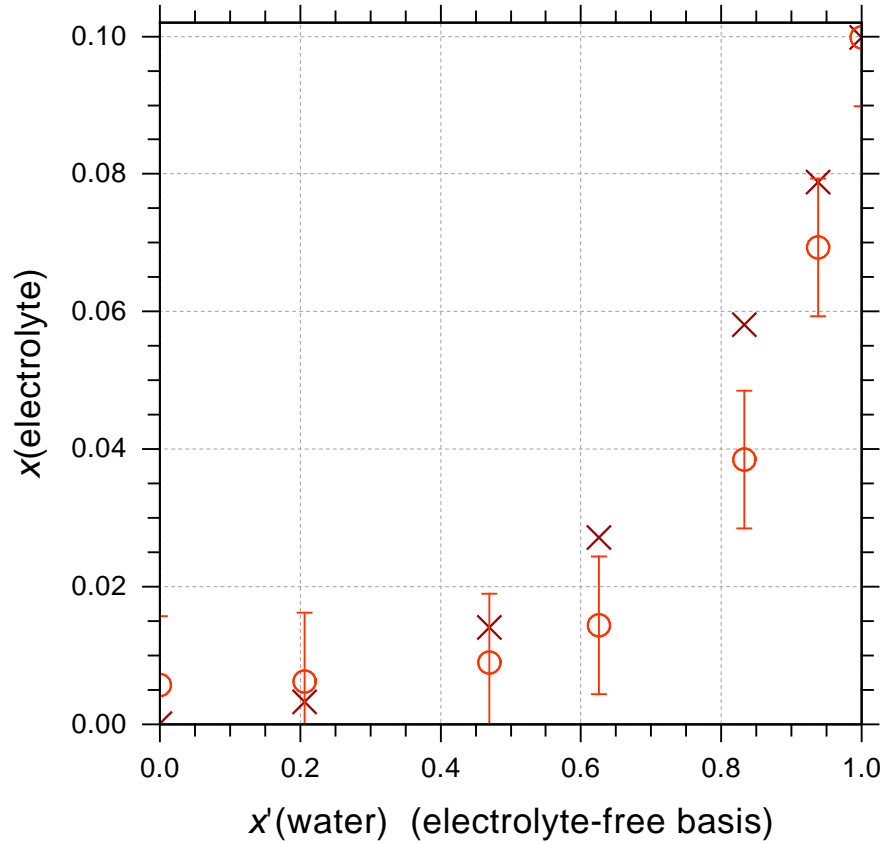


initial weighting of dataset:
 $w^{\text{init}}(0406) = 1.000$
dataset contribution to F_{obj} :
 $\text{fval}(0406) = 6.7543\text{E-}01$
rel. contribution = 0.3212 %

Fig. S0368 (AIOMFAC_output_0407)
 H₂O (1) + 2-Methoxypropanol (2) + NaCl (3)
 Temperature: 298 K

left y-axis:

- × NaCl+2-Methoxypropanol+Water_SLE_Raridon
- AIOMFAC calc. SLE composition



initial weighting of dataset:
 $w^{\text{init}}(0407) = 1.000$
 dataset contribution to F_{obj} :
 $\text{fval}(0407) = 6.2709\text{E-}01$
 rel. contribution = 0.2982 %

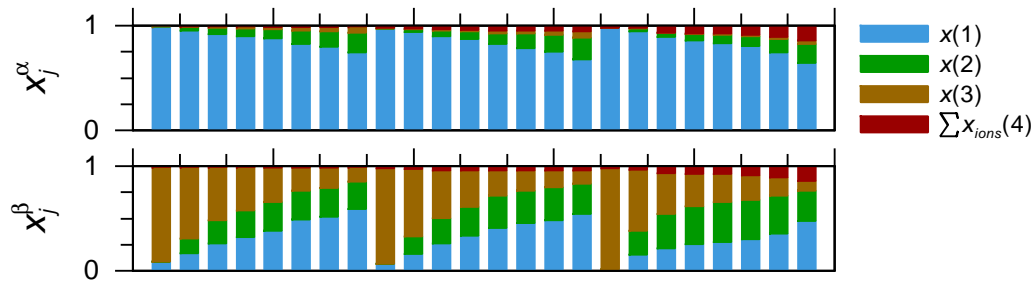
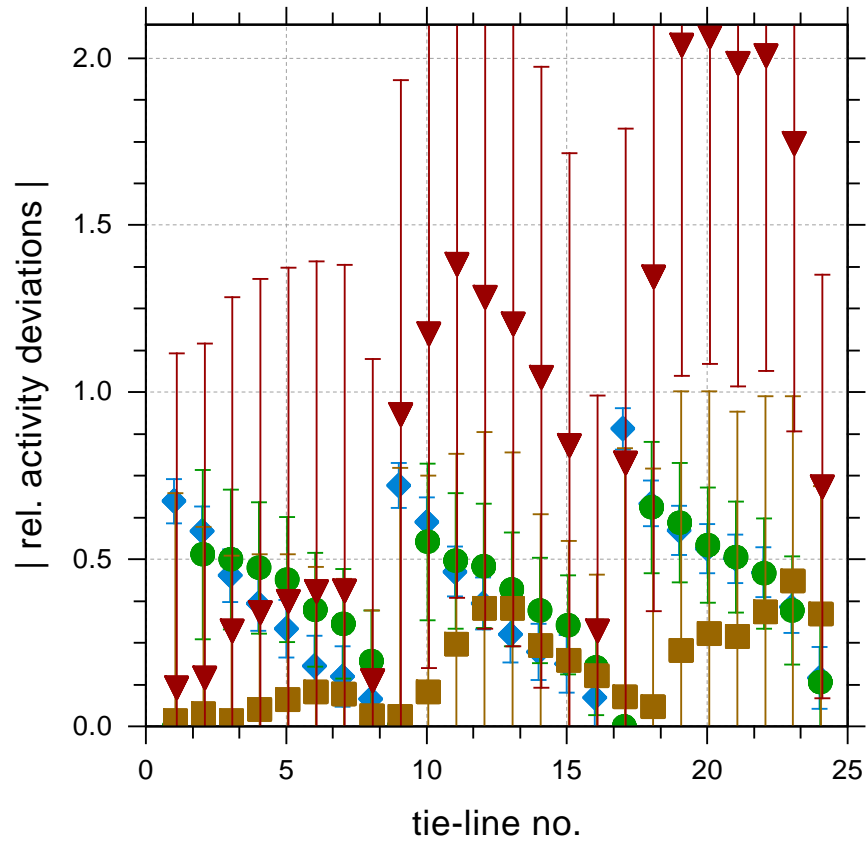
left y-axis:

Fig. S0369 (AIOMFAC_output_0427)

H₂O (1) + Acetic_acid (2) + 2-Methoxy-2-methylpropane (3) + NaCl (4)

Temperature: 298 K

- ◆ AIOMFAC water (1) activity, rel. deviations
- AIOMFAC organic (2) activity, rel. deviations
- AIOMFAC organic (3) activity, rel. deviations
- ▼ AIOMFAC IAP, rel. deviations comp.(4)



initial weighting of dataset:
 $w^{init}(0427) = 0.100$
 dataset contribution to F_{obj} :
 $fval(0427) = 8.8737E-01$
 rel. contribution = 0.4220 %

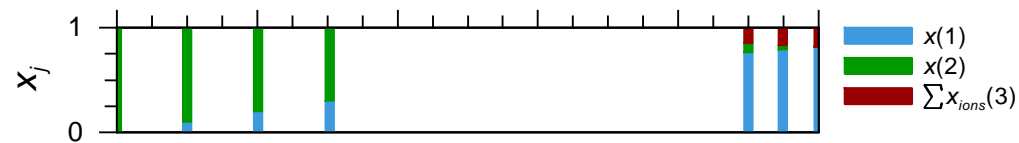
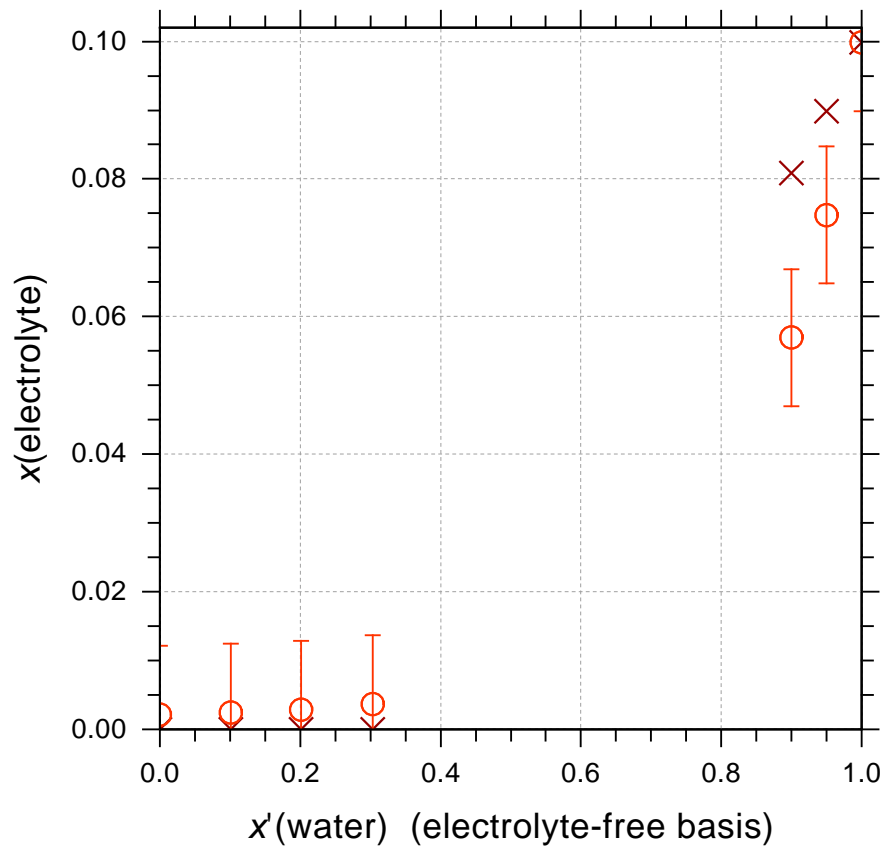
Fig. S0370 (AIOMFAC_output_0443)

H₂O (1) + 1,4-Dioxane (2) + NaCl (3)

Temperature: 298 K

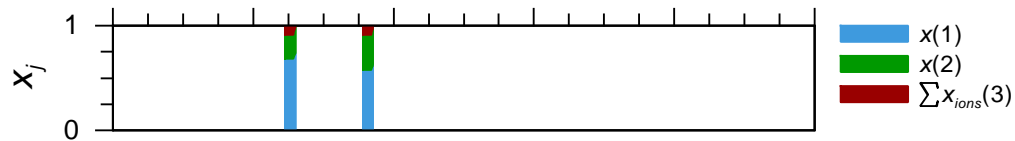
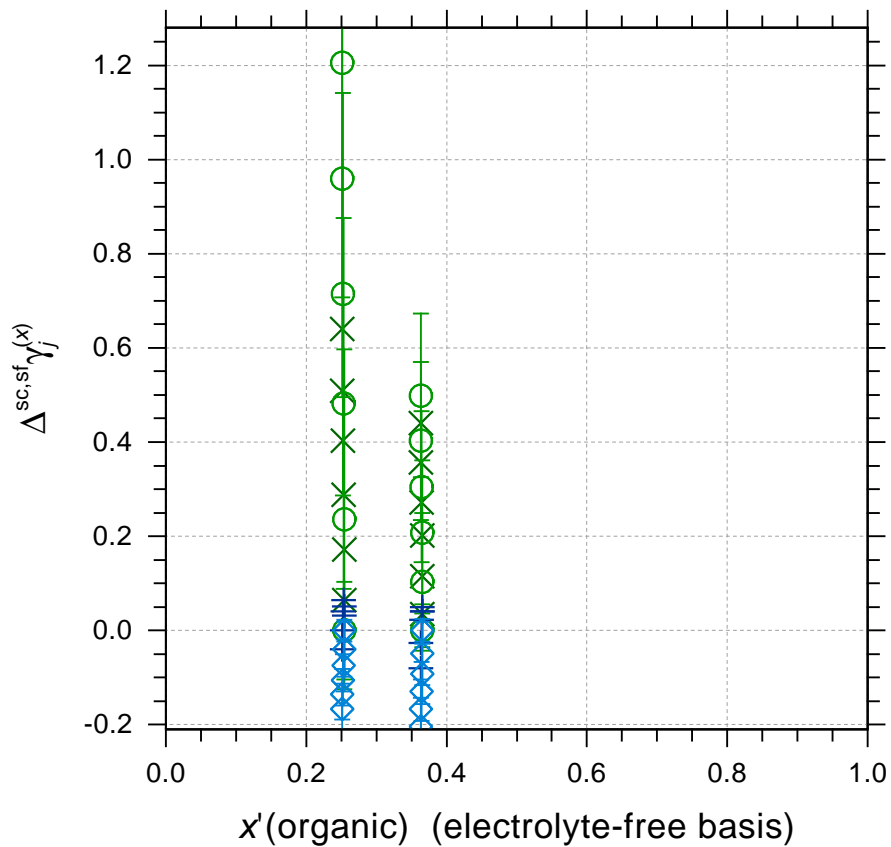
left y-axis:

- × NaCl+1,4-Dioxane+Water_SLE_Eysseltova
- AIOMFAC calc. SLE composition



initial weighting of dataset:
 $w^{init}(0443) = 1.000$
dataset contribution to F_{obj} :
 $fval(0443) = 4.1161E-01$
rel. contribution = 0.1957 %

Fig. S0371 (AIOMFAC_output_0929)
H₂O (1) + Tetrahydrofuran (2) + NaCl (3)
Temperature range: 337 -- 337 K



left y-axis:

- × NaCl+Tetrahydrofuran+Water_VLE_Sada (EXP, org.)
- AIOMFAC $\Delta^{sc, sf} \gamma_{org}^{(x)}$
- + NaCl+Tetrahydrofuran+Water_VLE_Sada (EXP, water)
- ◇ AIOMFAC $\Delta^{sc, sf} \gamma_w^{(x)}$

initial weighting of dataset:
 $w^{init}(0929) = 0.200$
dataset contribution to F_{obj} :
 $fval(0929) = 5.2360E-02$
rel. contribution = 0.0249 %

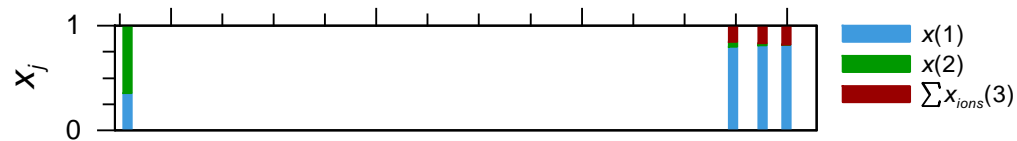
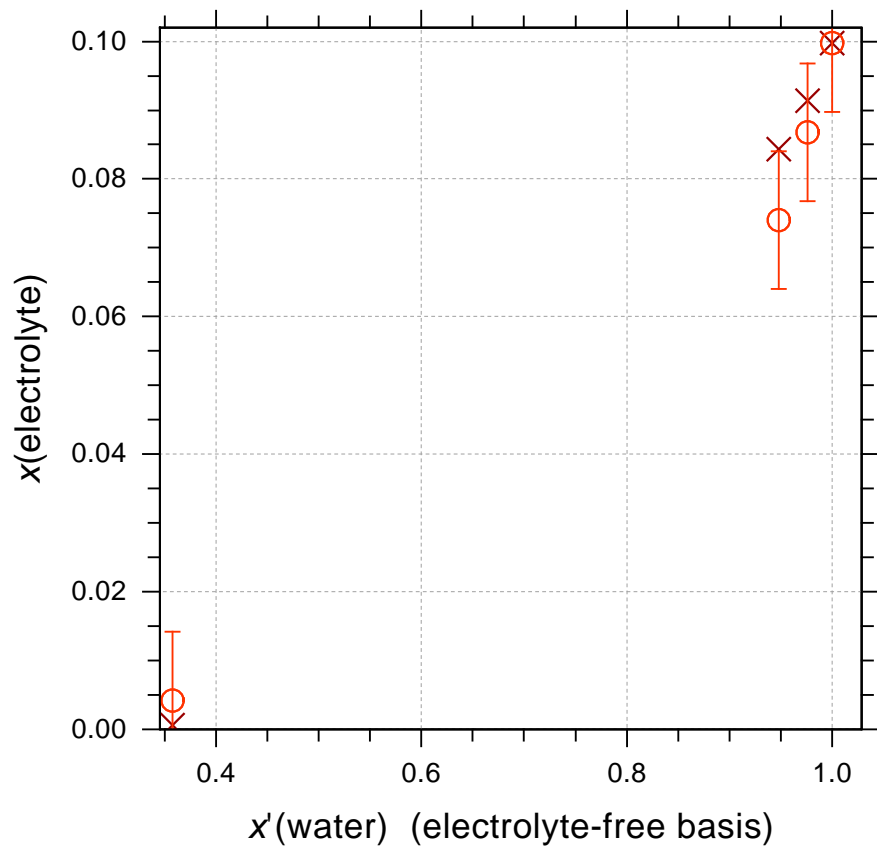
Fig. S0372 (AIOMFAC_output_0965)

H₂O (1) + 1,4-Dioxane (2) + NaCl (3)

Temperature: 298 K

left y-axis:

- × NaCl+1,4-Dioxane+Water_SLE_Herz
- AIOMFAC calc. SLE composition



initial weighting of dataset:
 $w^{init}(0965) = 1.000$
dataset contribution to F_{obj} :
 $fval(0965) = 1.2841E-01$
rel. contribution = 0.0611 %

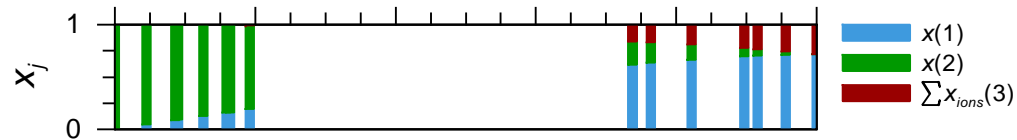
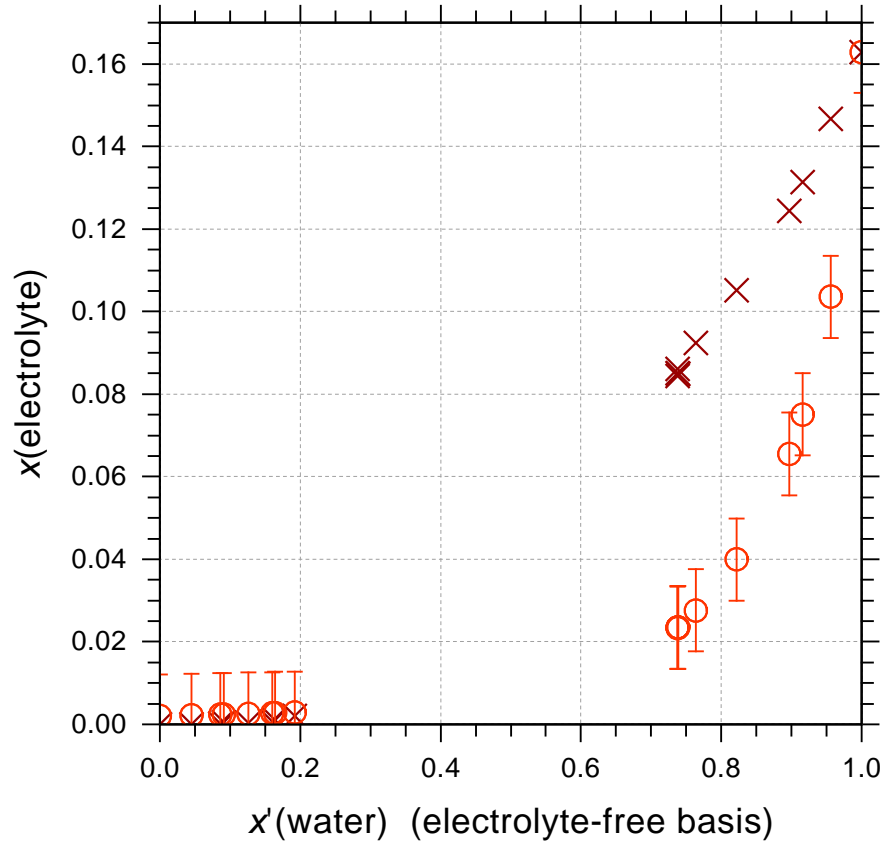
Fig. S0373 (AIOMFAC_output_0438)

H₂O (1) + 1,4-Dioxane (2) + NaNO₃ (3)

Temperature: 298 K

left y-axis:

- × NaNO₃+1,4-Dioxane+Water_SLE_Selikson
- AIOMFAC calc. SLE composition



initial weighting of dataset:
 $w^{init}(0438) = 1.000$
dataset contribution to F_{obj} :
 $fval(0438) = 1.7662E+00$
rel. contribution = 0.8399 %

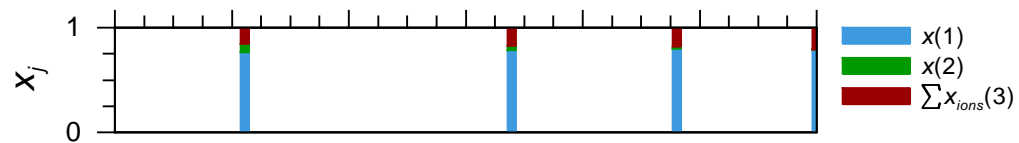
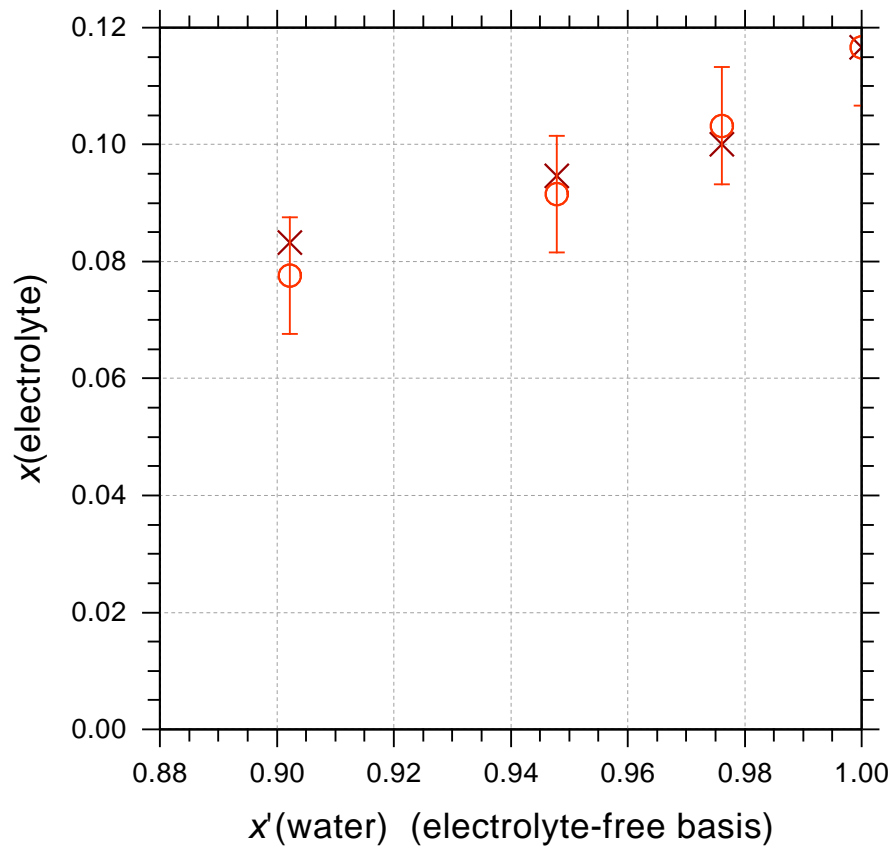
Fig. S0374 (AIOMFAC_output_0964)

H₂O (1) + 1,4-Dioxane (2) + NH₄Cl (3)

Temperature: 298 K

left y-axis:

- × NH4Cl+1,4-Dioxane+Water_SLE_Herz
- AIOMFAC calc. SLE composition



initial weighting of dataset:
 $w^{init}(0964) = 0.500$
dataset contribution to F_{obj} :
 $fval(0964) = 2.7683E-03$
rel. contribution = 0.0013 %

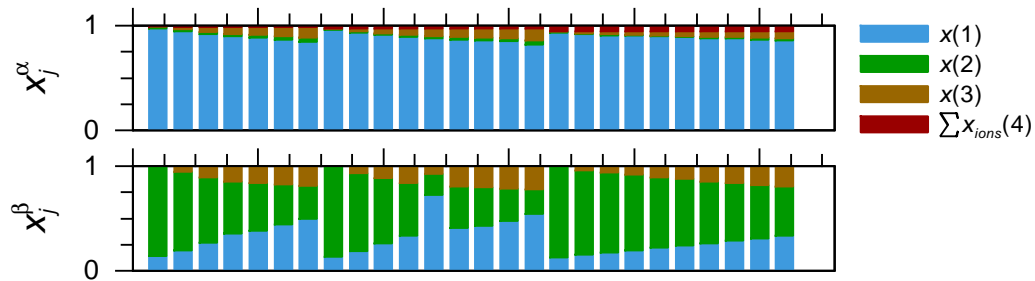
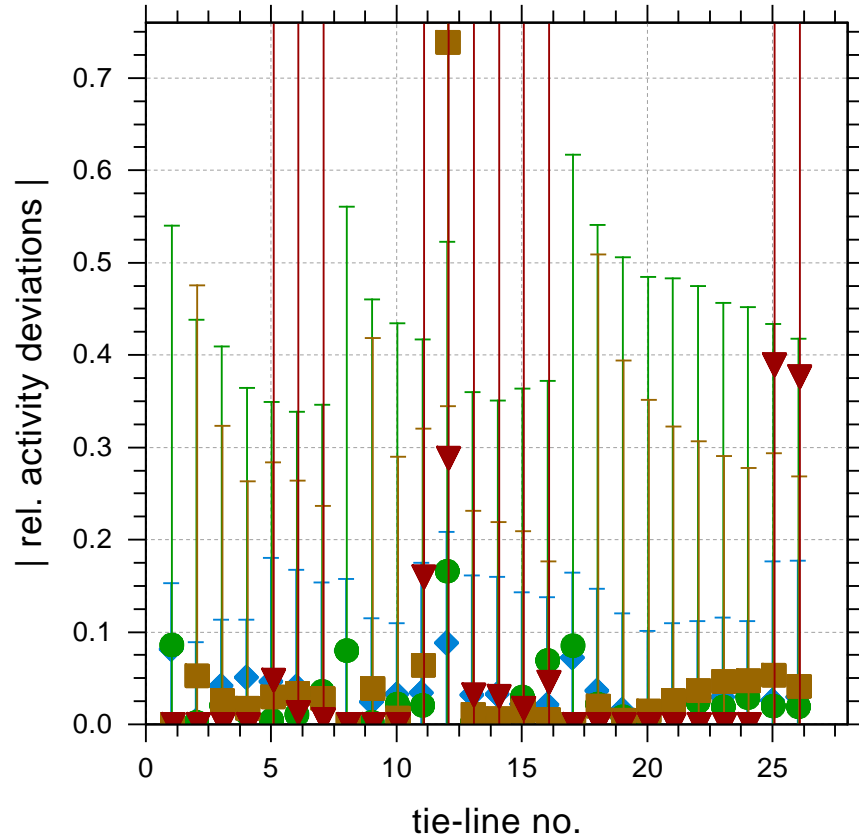
Fig. S0375 (AIOMFAC_output_0349)

H₂O (1) + Ethyl_acetate (2) + Ethanol (3) + CaCl₂ (4)

Temperature: 298 K

left y-axis:

- ◆ AIOMFAC water (1) activity, rel. deviations
- AIOMFAC organic (2) activity, rel. deviations
- AIOMFAC organic (3) activity, rel. deviations
- ▼ AIOMFAC IAP, rel. deviations comp.(4)



initial weighting of dataset:
 $w^{init}(0349) = 1.000$
 dataset contribution to F_{obj} :
 $fval(0349) = 2.0900E-01$
 rel. contribution = 0.0994 %

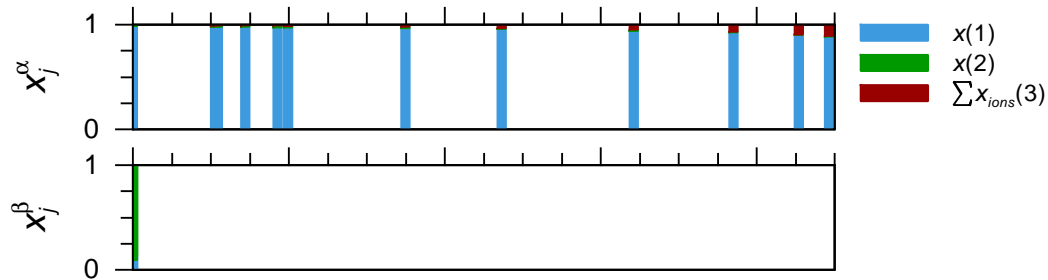
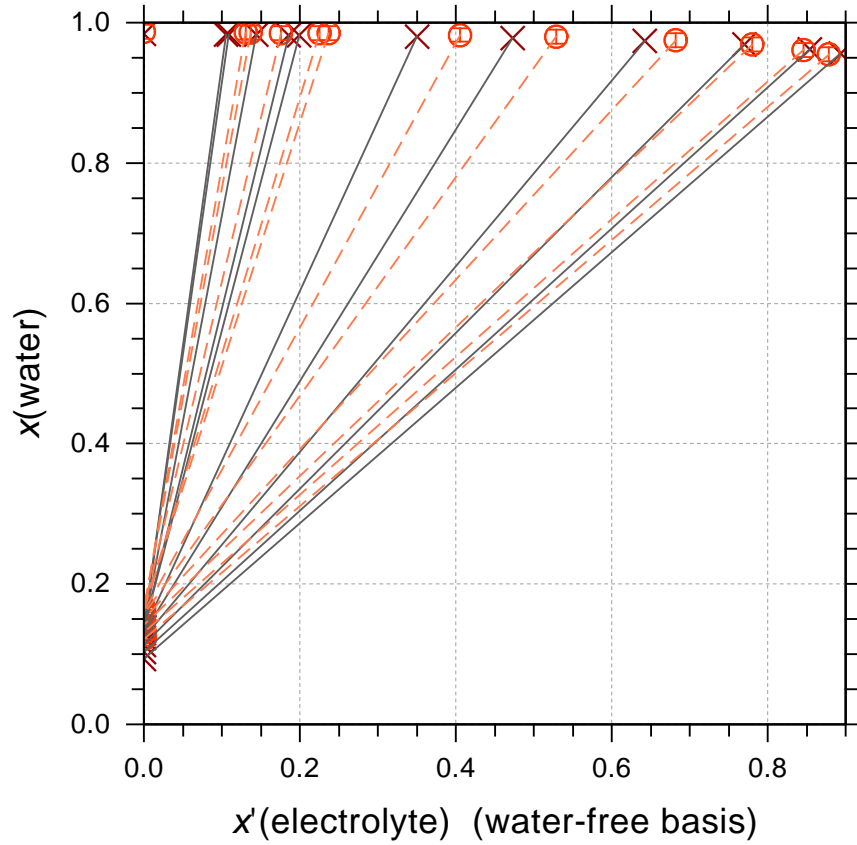
Fig. S0376 (AIOMFAC_output_0350)

H₂O (1) + Ethyl_acetate (2) + CaCl₂ (3)

Temperature: 298 K

left y-axis:

- × CaCl₂+EthylAcetate+Water_LLE_Kumagae
- AIOMFAC calc. LLE composition



initial weighting of dataset:
 $w^{init}(0350) = 1.000$
 dataset contribution to F_{obj} :
 $fval(0350) = 6.9120E-02$
 rel. contribution = 0.0329 %

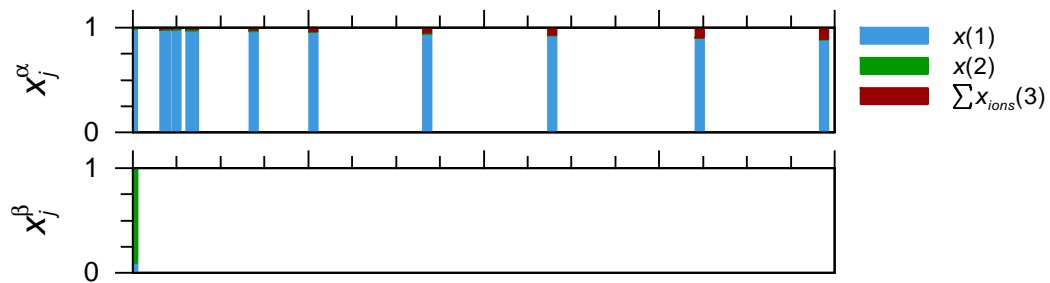
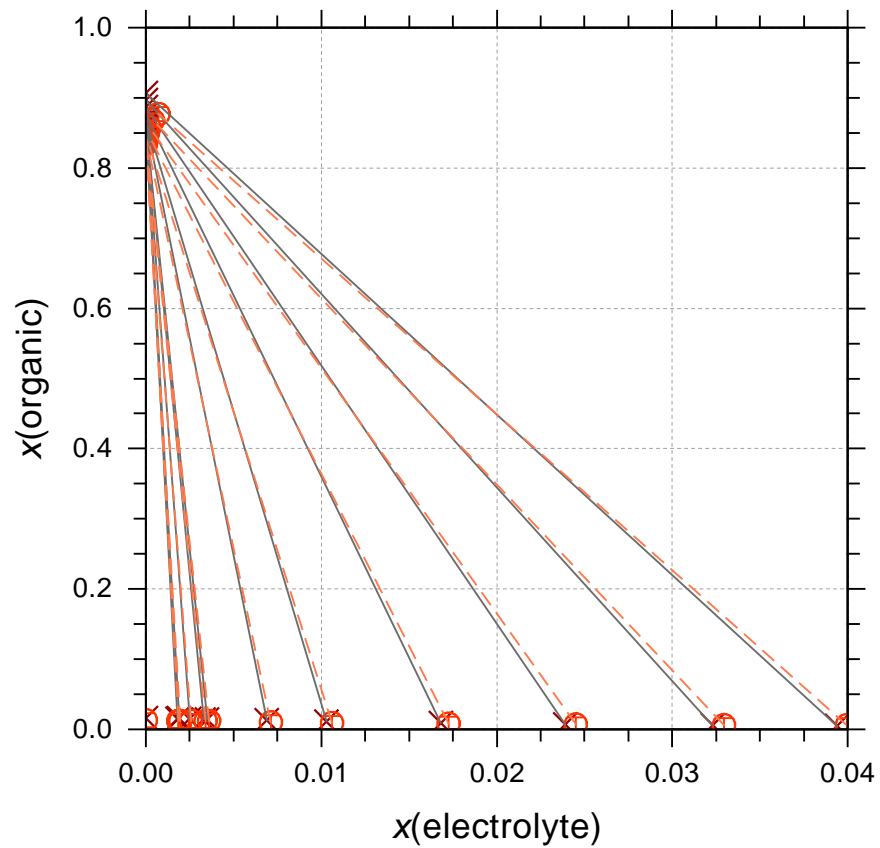
Fig. S0376a (AIOMFAC_output_0350)

H₂O (1) + Ethyl_acetate (2) + CaCl₂ (3)

Temperature: 298 K

left y-axis:

- × CaCl₂+EthylAcetate+Water_LLE_Kumagae
- AIOMFAC calc. LLE composition

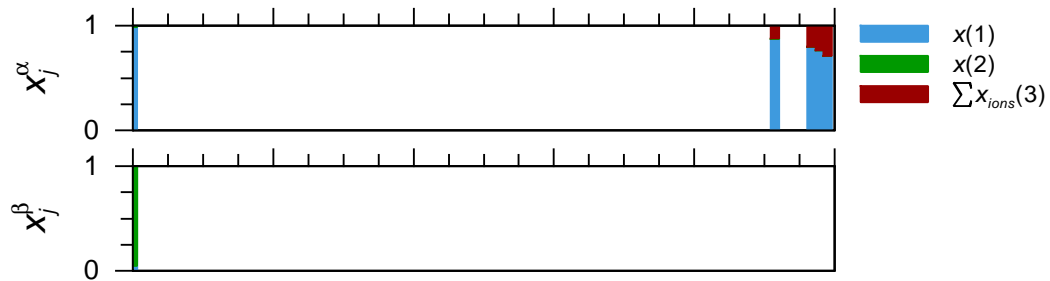
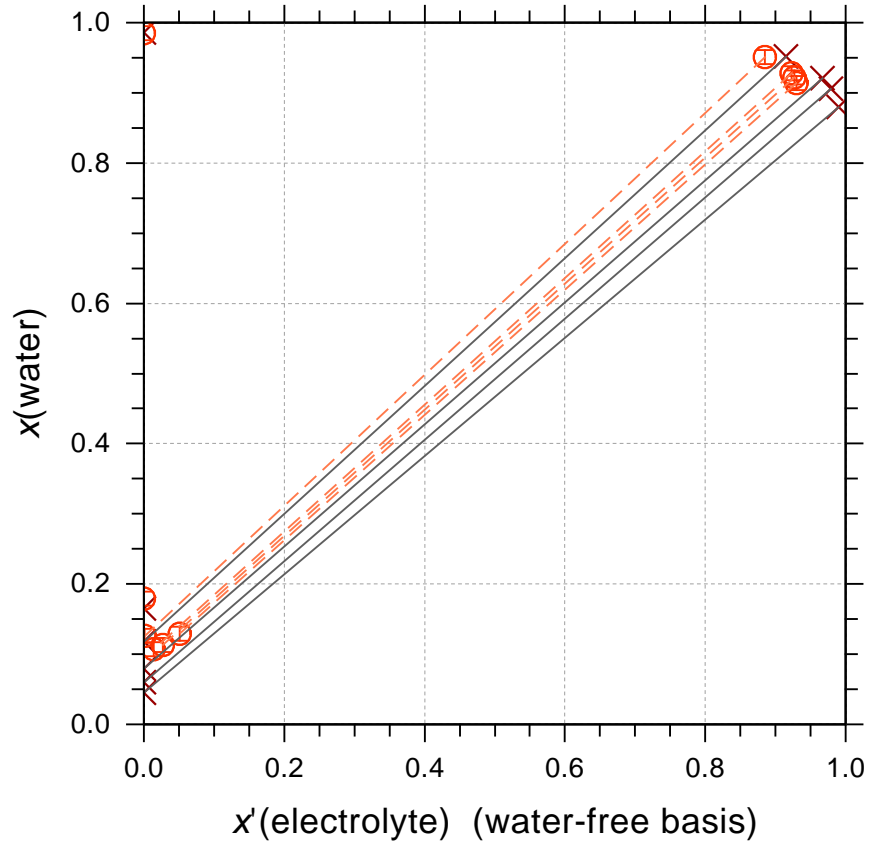


initial weighting of dataset:
 $w^{init}(0350) = 1.000$
dataset contribution to F_{obj} :
 $fval(0350) = 6.9120E-02$
rel. contribution = 0.0329 %

Fig. S0377 (AIOMFAC_output_0434)

H₂O (1) + Ethyl_acetate (2) + CaCl₂ (3)

Temperature: 313 K



initial weighting of dataset:

$w^{init}(0434) = 0.800$

dataset contribution to F_{obj} :

$fval(0434) = 4.0264E-01$

rel. contribution = 0.1915 %

Fig. S0377a (AIOMFAC_output_0434)

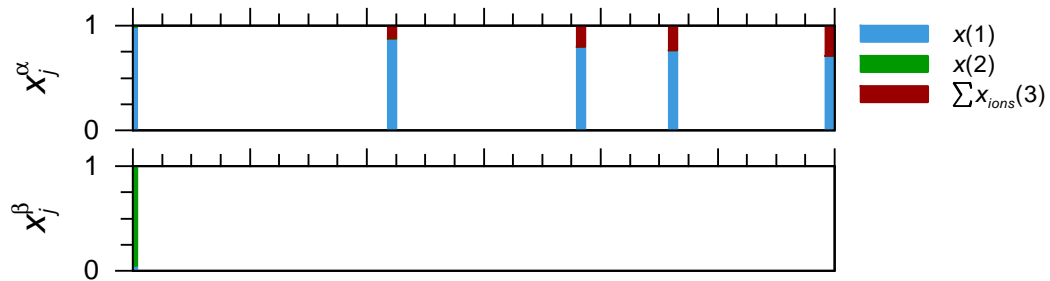
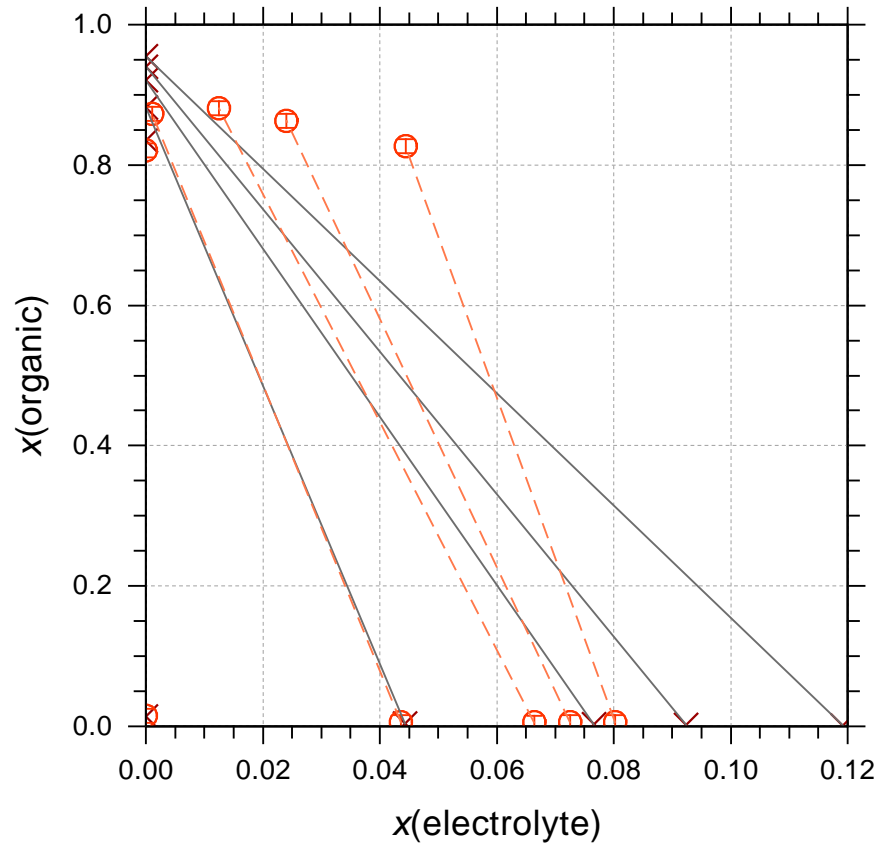
H₂O (1) + Ethyl_acetate (2) + CaCl₂ (3)

Temperature: 313 K

left y-axis:

× CaCl₂+EthylAcetate+Water_LLE_Lin

○ AIOMFAC calc. LLE composition



initial weighting of dataset:

$w^{init}(0434) = 0.800$

dataset contribution to F_{obj} :

$fval(0434) = 4.0264E-01$

rel. contribution = 0.1915 %

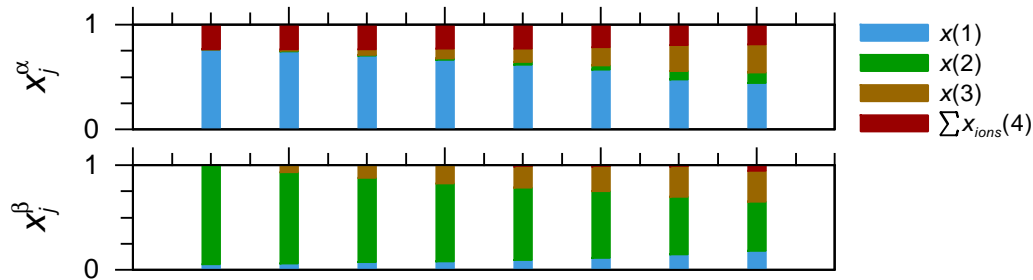
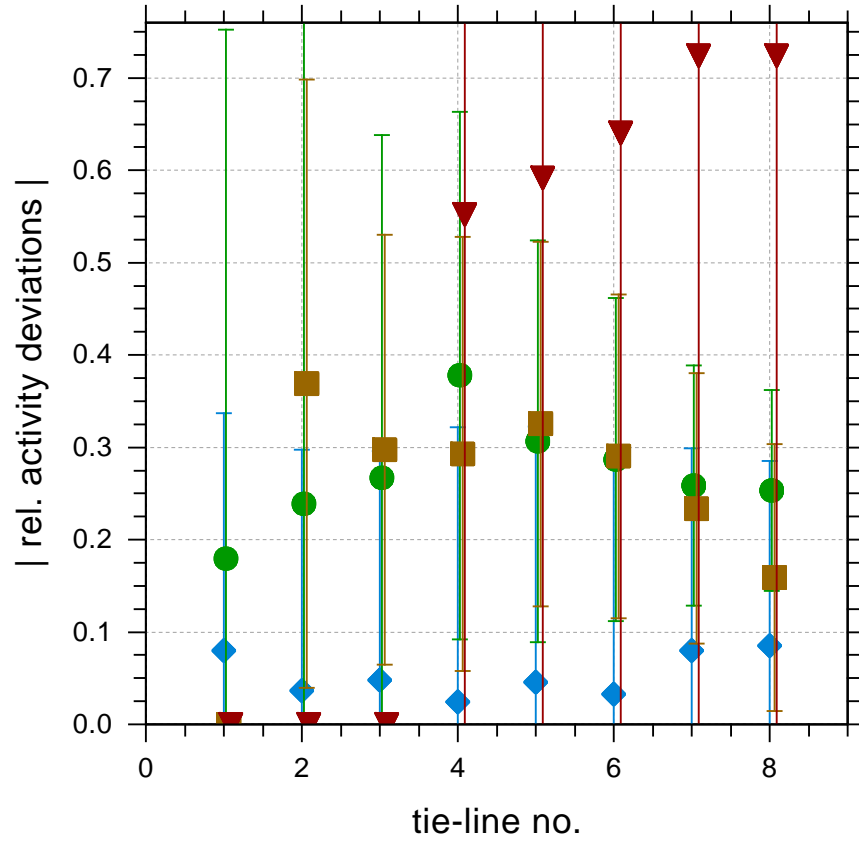
Fig. S0378 (AIOMFAC_output_0435)

H₂O (1) + Ethyl_acetate (2) + Ethanol (3) + CaCl₂ (4)

Temperature: 283 K

left y-axis:

- ◆ AIOMFAC water (1) activity, rel. deviations
- AIOMFAC organic (2) activity, rel. deviations
- AIOMFAC organic (3) activity, rel. deviations
- ▼ AIOMFAC IAP, rel. deviations comp.(4)



initial weighting of dataset:
 $w^{init}(0435) = 0.800$
 dataset contribution to F_{obj} :
 $fval(0435) = 1.6673E+00$
 rel. contribution = 0.7929 %

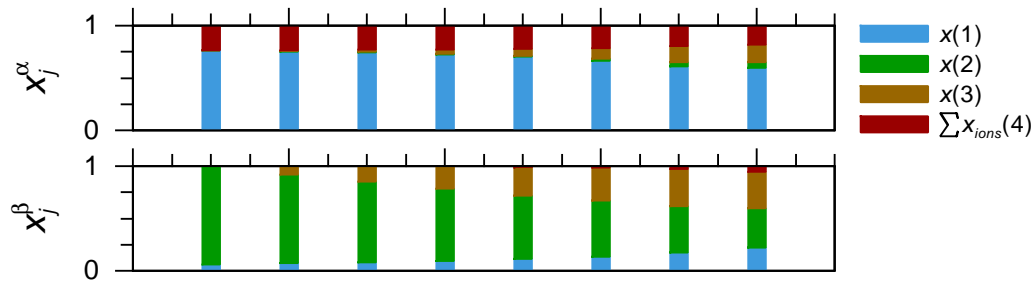
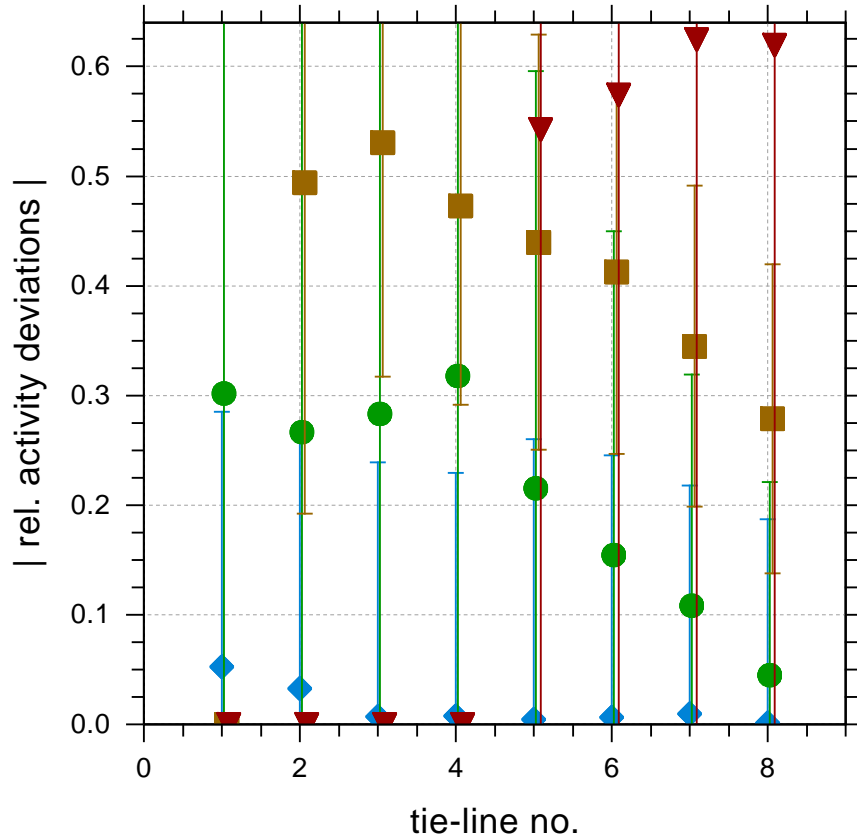
Fig. S0379 (AIOMFAC_output_0436)

H₂O (1) + Ethyl_acetate (2) + Ethanol (3) + CaCl₂ (4)

Temperature: 313 K

left y-axis:

- ◆ AIOMFAC water (1) activity, rel. deviations
- AIOMFAC organic (2) activity, rel. deviations
- AIOMFAC organic (3) activity, rel. deviations
- ▼ AIOMFAC IAP, rel. deviations comp.(4)

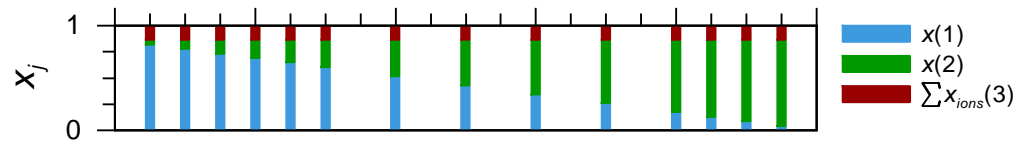
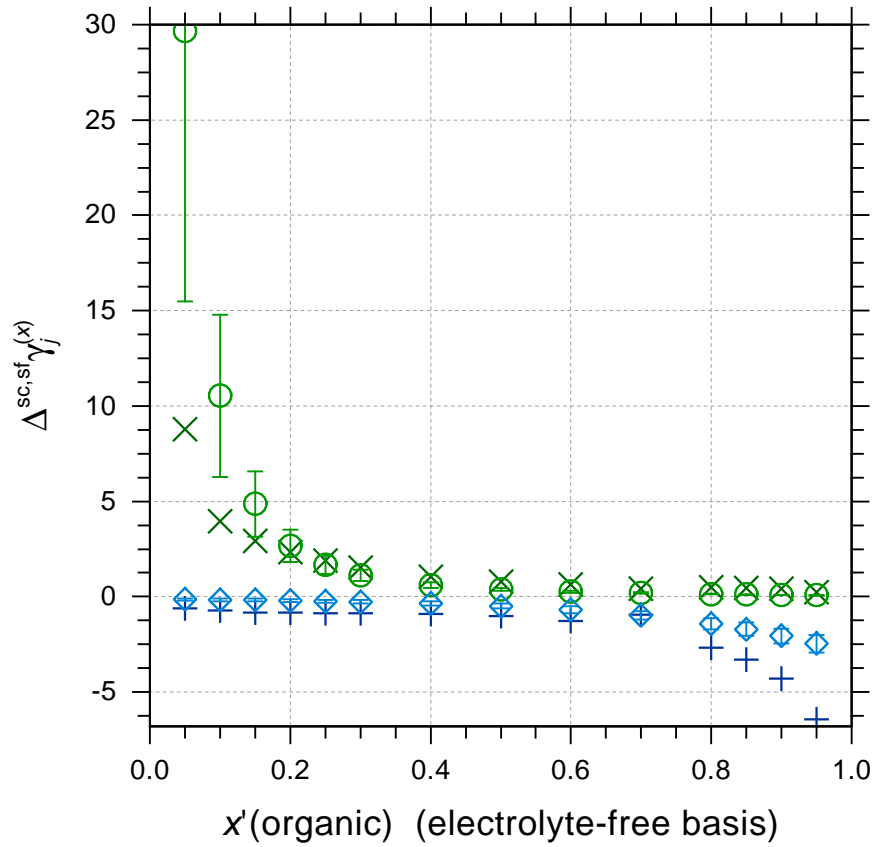


initial weighting of dataset:
 $w^{init}(0436) = 0.800$
 dataset contribution to F_{obj} :
 $fval(0436) = 1.5691E+00$
 rel. contribution = 0.7462 %

Fig. S0380 (AIOMFAC_output_0915)

H₂O (1) + Ethyl_acetate (2) + CaCl₂ (3)

Temperature range: 344 -- 349 K



left y-axis:

- × CaCl₂+EthylAcetate+Water_VLE_Rajendran (EXP, org.)
- AIOMFAC $\Delta^{sc, sf} \gamma_{org}^{(x)}$
- + CaCl₂+EthylAcetate+Water_VLE_Rajendran (EXP, water)
- ◇ AIOMFAC $\Delta^{sc, sf} \gamma_w^{(x)}$

initial weighting of dataset:

$w^{init}(0915) = 0.500$

dataset contribution to F_{obj} :

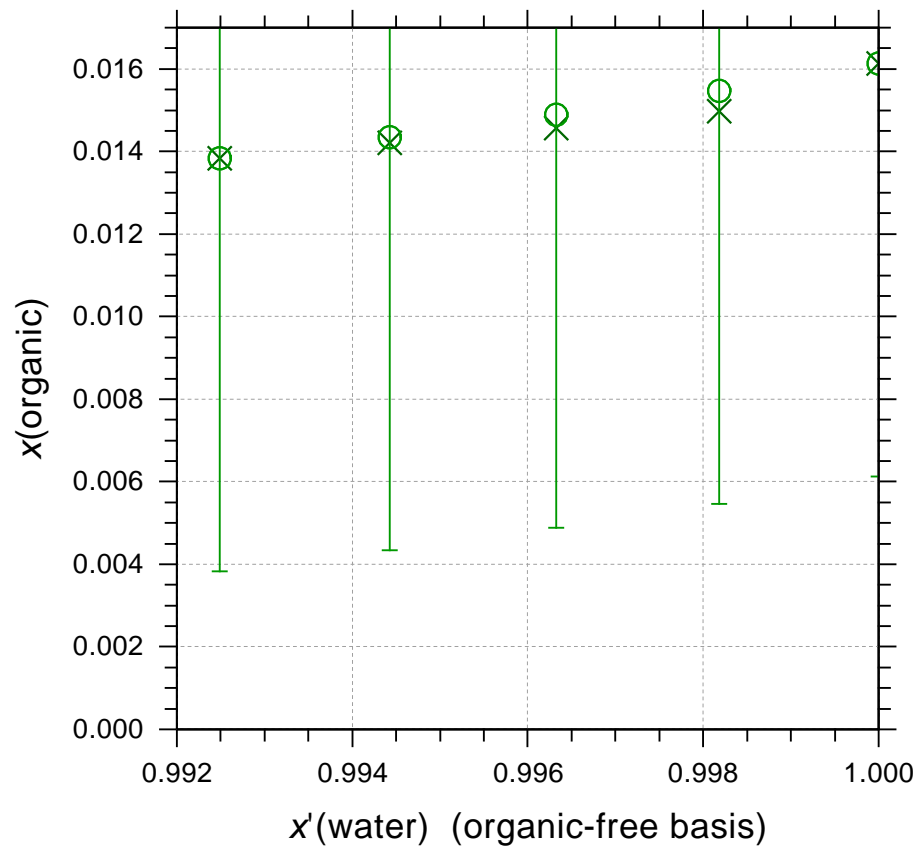
$fval(0915) = 1.1368E+00$

rel. contribution = 0.5406 %

Fig. S0381 (AIOMFAC_output_0433)

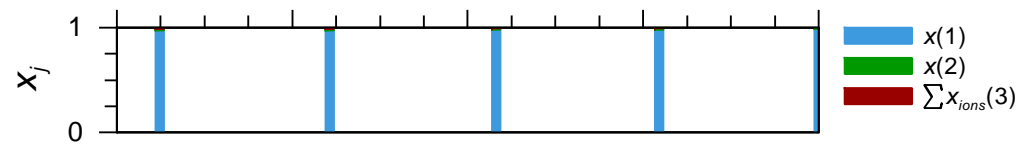
H₂O (1) + Ethyl_acetate (2) + KBr (3)

Temperature: 303 K



left y-axis:

- × KBr+EthylAcetate+Water_SLE_Altshuller
- AIOMFAC calc. SLE composition

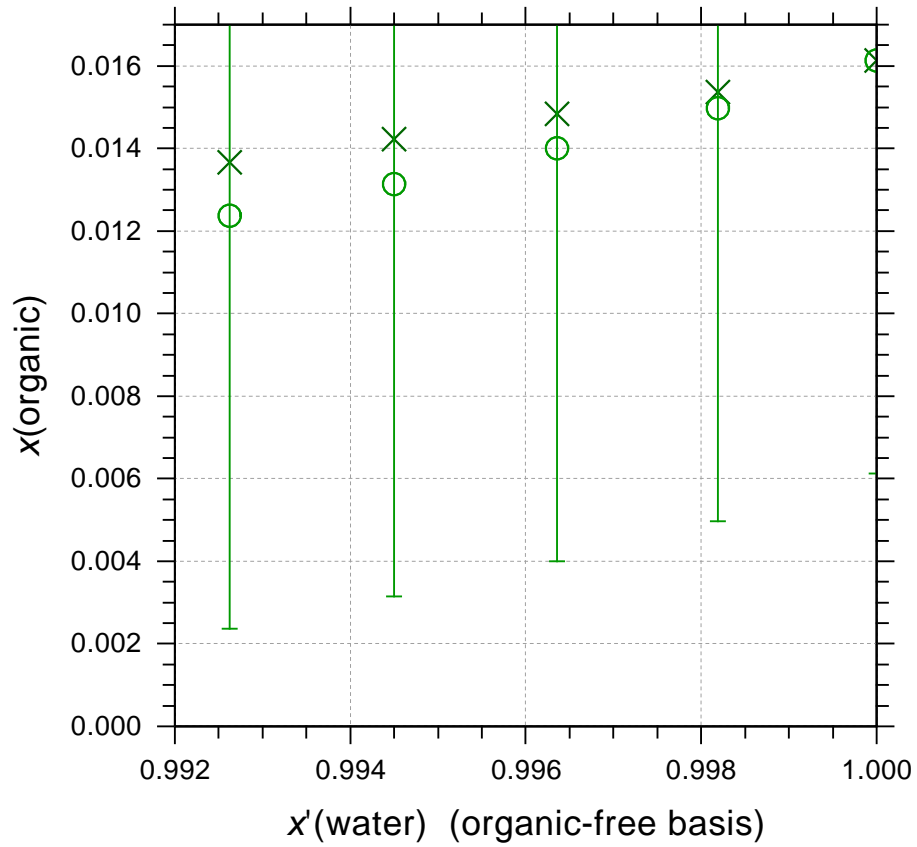


initial weighting of dataset:
 $w^{init}(0433) = 1.000$
dataset contribution to F_{obj} :
 $fval(0433) = 5.8974E-04$
rel. contribution = 0.0003 %

Fig. S0382 (AIOMFAC_output_0432)

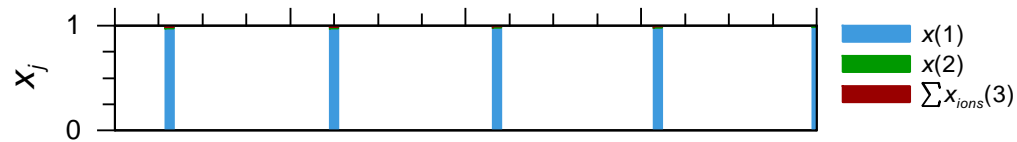
H₂O (1) + Ethyl_acetate (2) + KCl (3)

Temperature: 298 K



left y-axis:

- × KCl+EthylAcetate+Water_SLE_Altshuller
- AIOMFAC calc. SLE composition



initial weighting of dataset:
 $w^{init}(0432) = 1.000$
dataset contribution to F_{obj} :
 $fval(0432) = 6.4225E-03$
rel. contribution = 0.0031 %

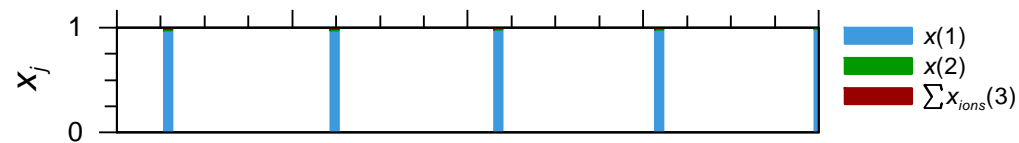
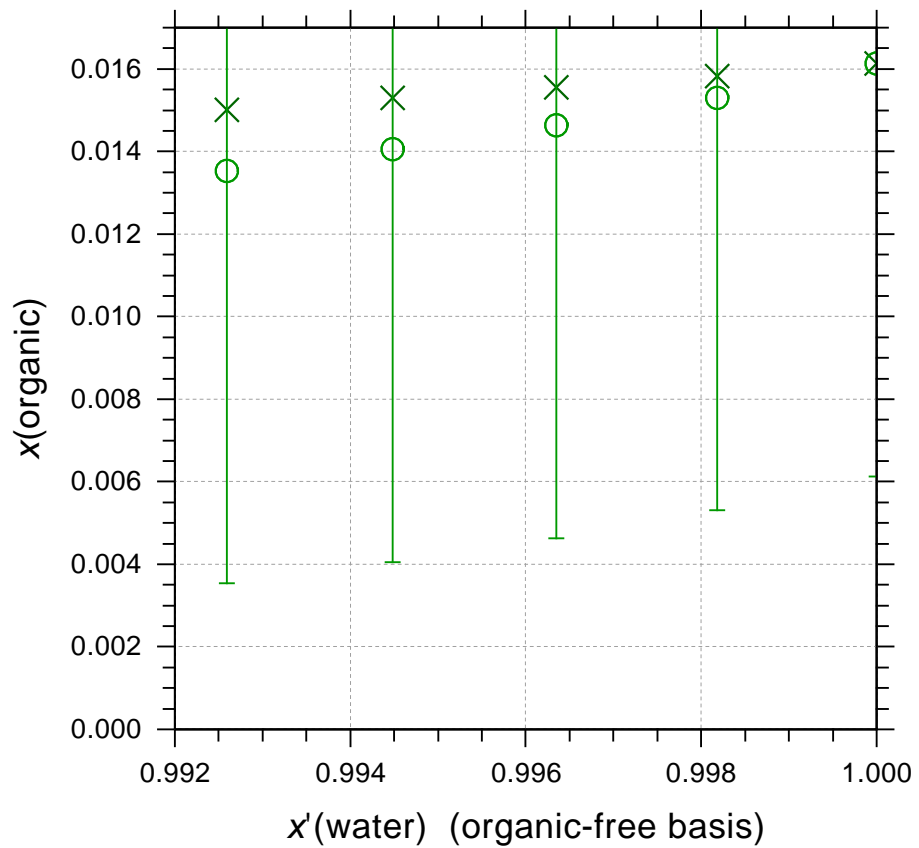
Fig. S0383 (AIOMFAC_output_0429)

H₂O (1) + Ethyl_acetate (2) + LiBr (3)

Temperature: 298 K

left y-axis:

- × LiBr+EthylAcetate+Water_SLE_Altshuller
- AIOMFAC calc. SLE composition



initial weighting of dataset:
 $w^{init}(0429) = 1.000$
dataset contribution to F_{obj} :
 $fval(0429) = 7.6053E-03$
rel. contribution = 0.0036 %

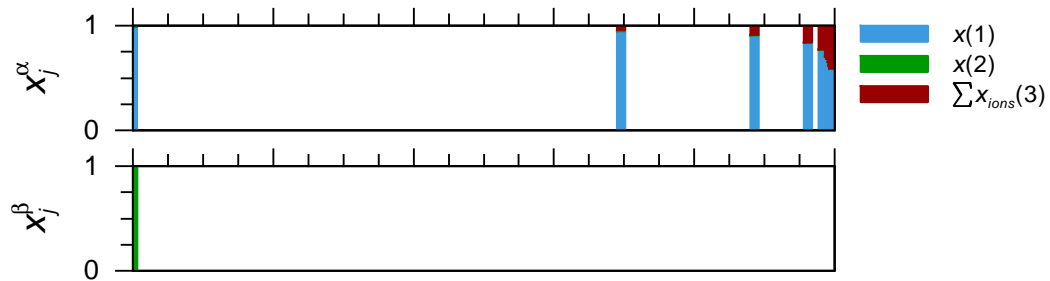
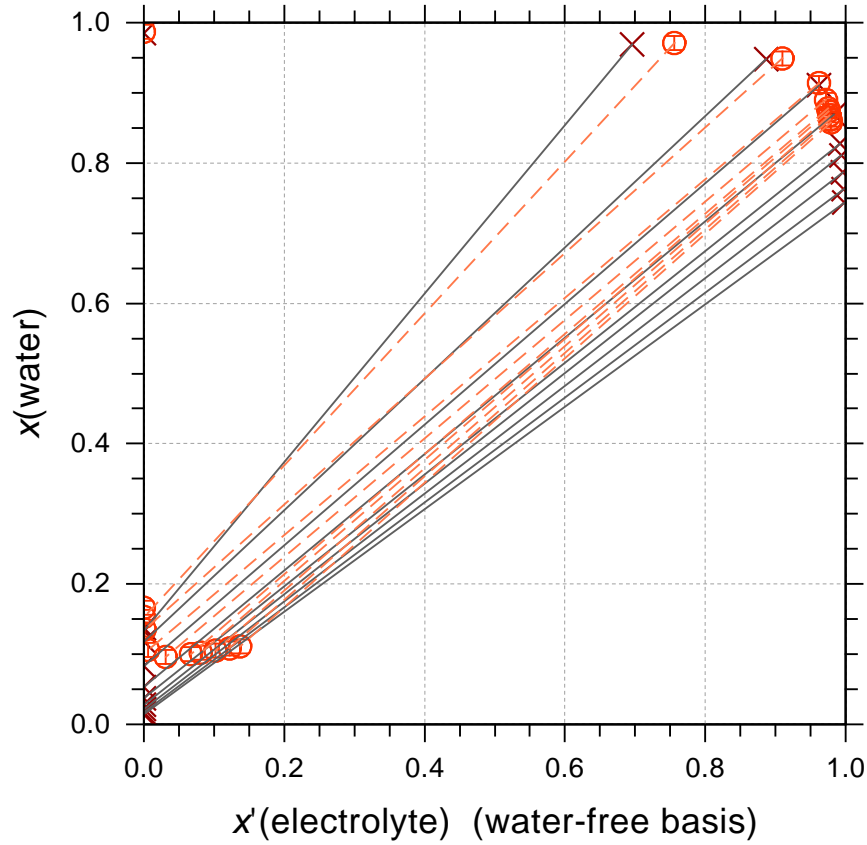
Fig. S0384 (AIOMFAC_output_0347)

H₂O (1) + Ethyl_acetate (2) + LiCl (3)

Temperature: 298 K

left y-axis:

- × LiCl+EthylAcetate+Water_LLE_AI-Sahhaf
- AIOMFAC calc. LLE composition



initial weighting of dataset:

$w^{init}(0347) = 1.000$

dataset contribution to F_{obj} :

$fval(0347) = 9.6541E+00$

rel. contribution = 4.5908 %

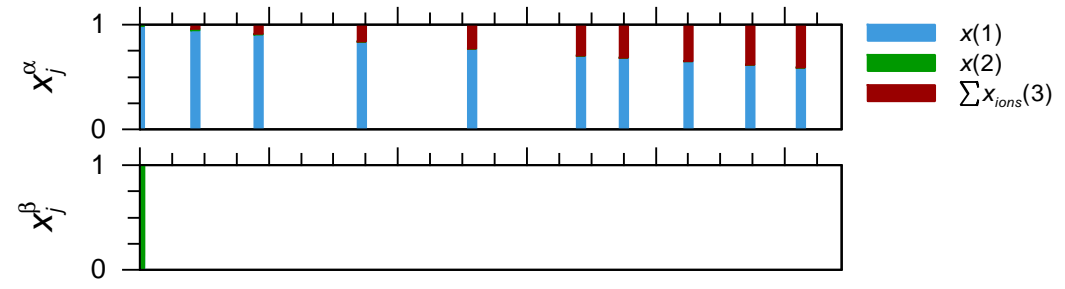
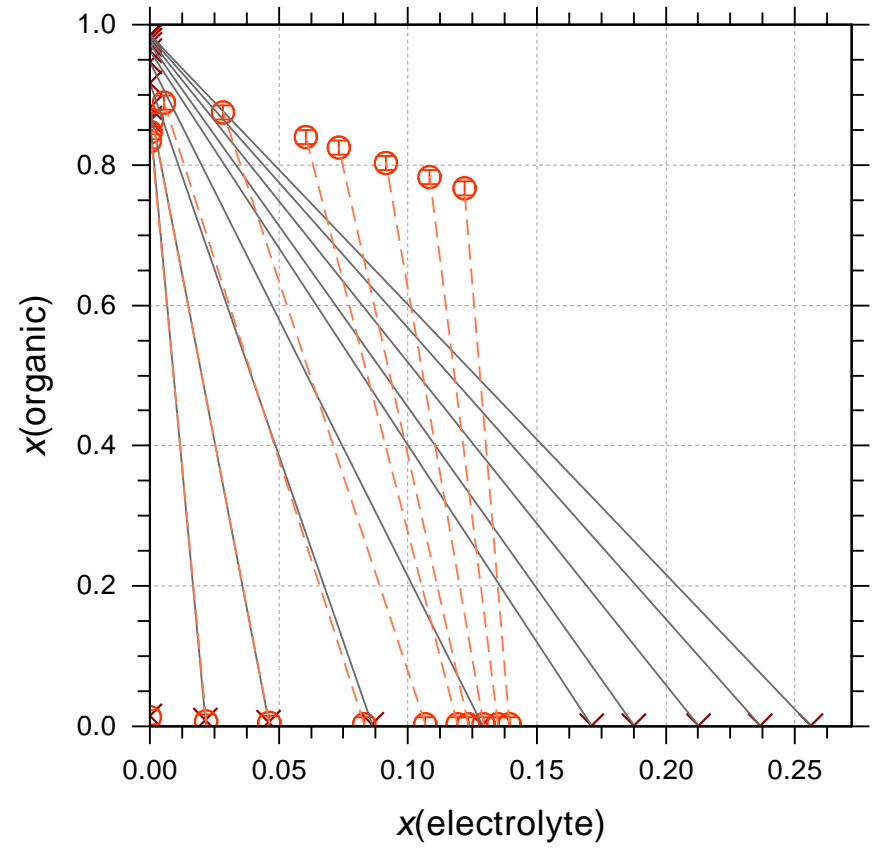
Fig. S0384a (AIOMFAC_output_0347)

H₂O (1) + Ethyl_acetate (2) + LiCl (3)

Temperature: 298 K

left y-axis:

- × LiCl+EthylAcetate+Water_LLE_AI-Sahhaf
- AIOMFAC calc. LLE composition



initial weighting of dataset:
 $w^{init}(0347) = 1.000$
 dataset contribution to F_{obj} :
 $fval(0347) = 9.6541E+00$
 rel. contribution = 4.5908 %

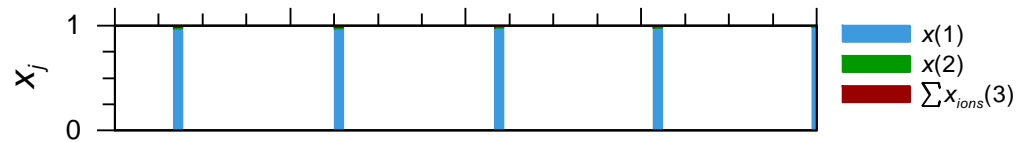
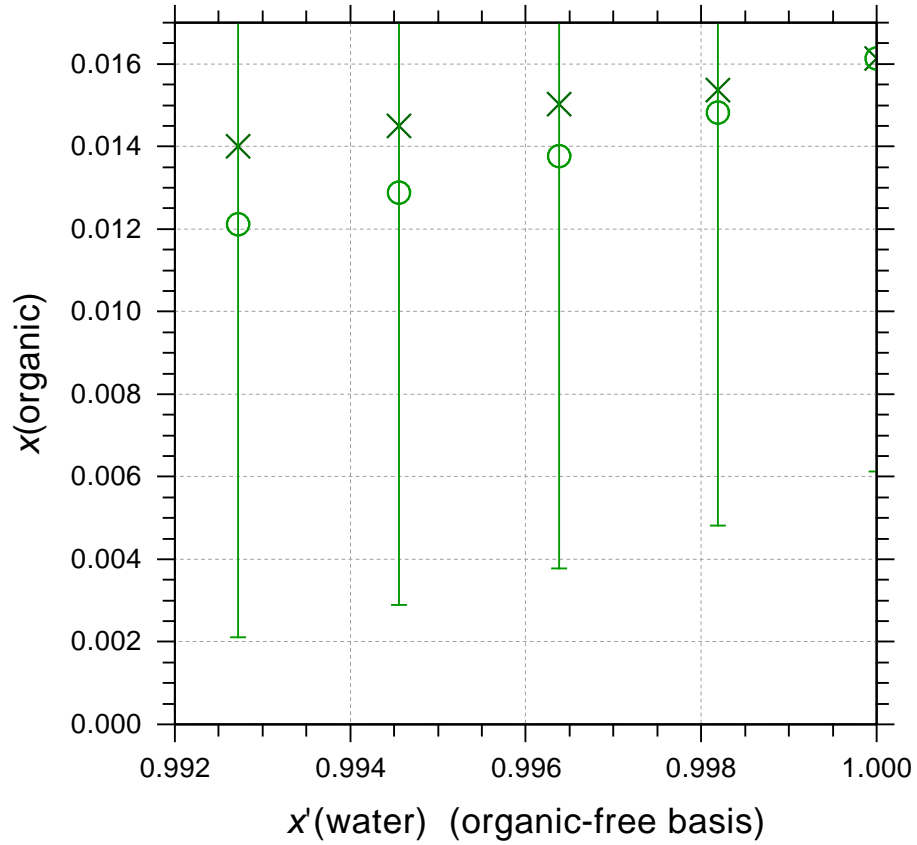
Fig. S0385 (AIOMFAC_output_0428)

H₂O (1) + Ethyl_acetate (2) + LiCl (3)

Temperature: 298 K

left y-axis:

- × LiCl+EthylAcetate+Water_SLE_Altshuller
- AIOMFAC calc. SLE composition

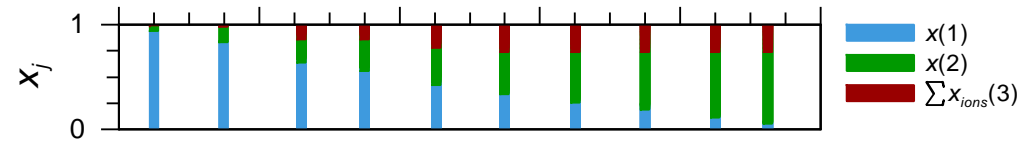
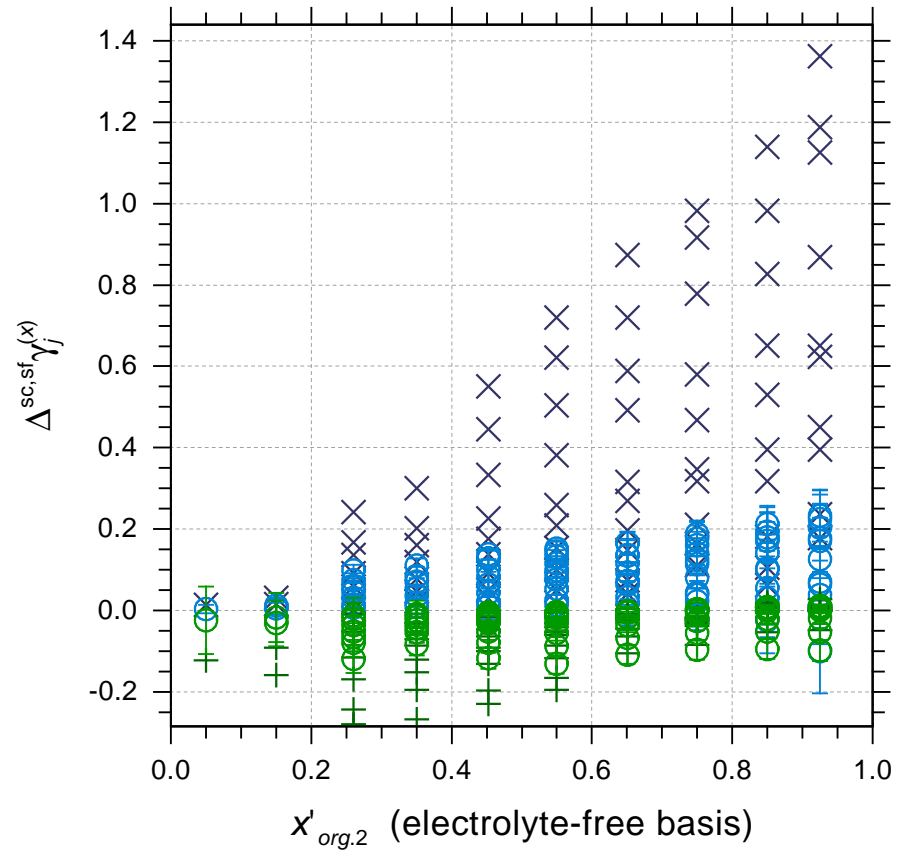


initial weighting of dataset:
 $w^{init}(0428) = 1.000$
dataset contribution to F_{obj} :
 $fval(0428) = 1.3476E-02$
rel. contribution = 0.0064 %

Fig. S0386 (AIOMFAC_output_0935)
 Ethyl_acetate (1) + Ethanol (2) + LiNO₃ (3)
 Temperature range: 345 -- 356 K

left y-axis:

- × LiNO₃+EthylAcetate+Ethanol_VLE_Topp hoff (EXP, org. 1)
- AIOMFAC $\Delta^{sc, sf}_{\gamma_{org,1}^{(x)}}$
- + LiNO₃+EthylAcetate+Ethanol_VLE_Topp hoff (EXP, org. 2)
- AIOMFAC $\Delta^{sc, sf}_{\gamma_{org,2}^{(x)}}$

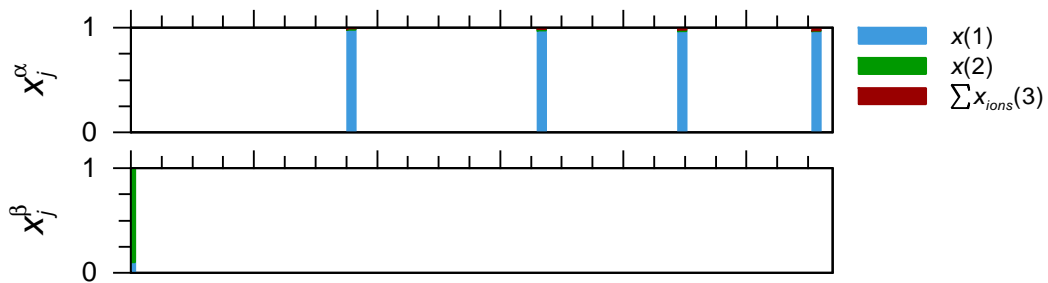
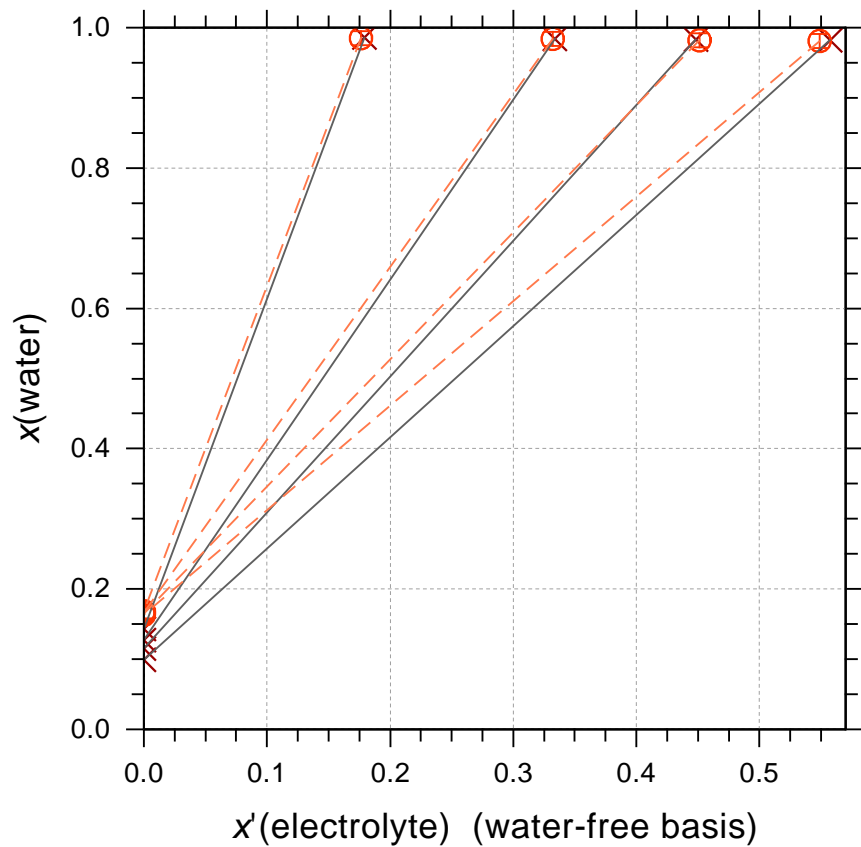


initial weighting of dataset:
 $w^{init}(0935) = 0.500$
 dataset contribution to F_{obj} :
 $fval(0935) = 2.4380E-01$
 rel. contribution = 0.1159 %

Fig. S0387 (AIOMFAC_output_0437)
 H₂O (1) + Ethyl_acetate (2) + Na₂SO₄ (3)
 Temperature: 303 K

left y-axis:

- × Na2SO4+EthylAcetate+Water_LLE_Nakamura
- AIOMFAC calc. LLE composition

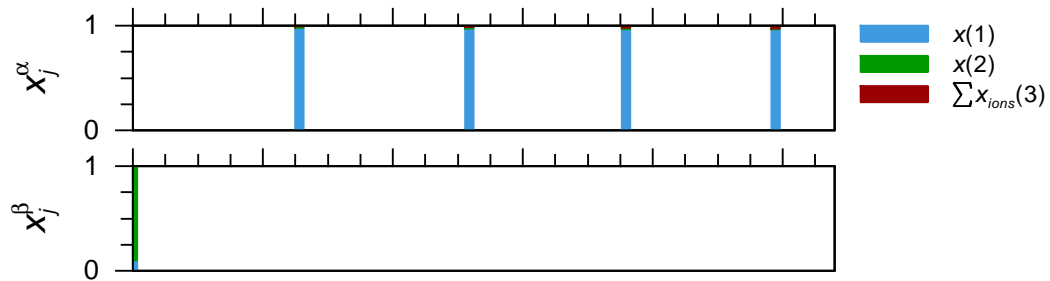
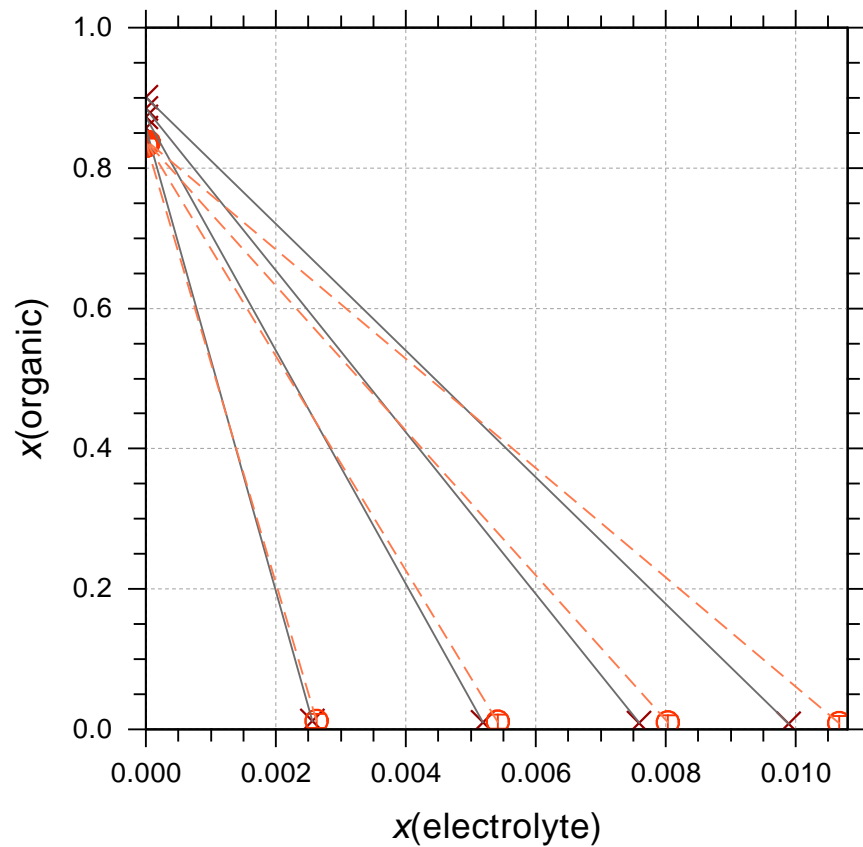


initial weighting of dataset:
 $w^{init}(0437) = 1.000$
 dataset contribution to F_{obj} :
 $fval(0437) = 1.2505E-01$
 rel. contribution = 0.0595 %

Fig. S0387a (AIOMFAC_output_0437)
 H_2O (1) + Ethyl_acetate (2) + Na_2SO_4 (3)
 Temperature: 303 K

left y-axis:

- × Na2SO4+EthylAcetate+Water_LLE_Nakamura
- AIOMFAC calc. LLE composition



initial weighting of dataset:
 $w^{init}(0437) = 1.000$
 dataset contribution to F_{obj} :
 $fval(0437) = 1.2505\text{E-}01$
 rel. contribution = 0.0595 %

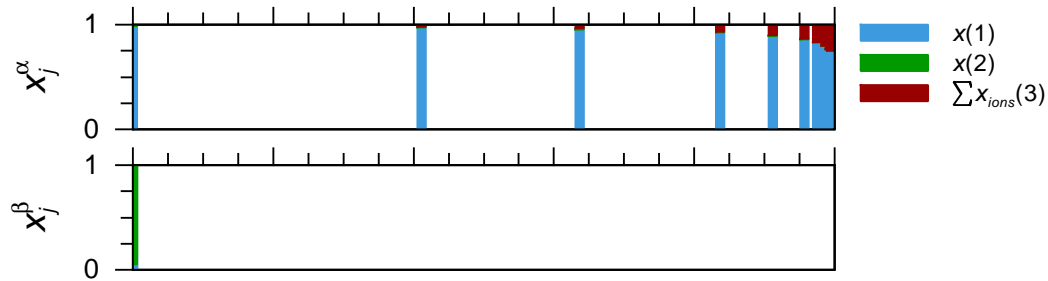
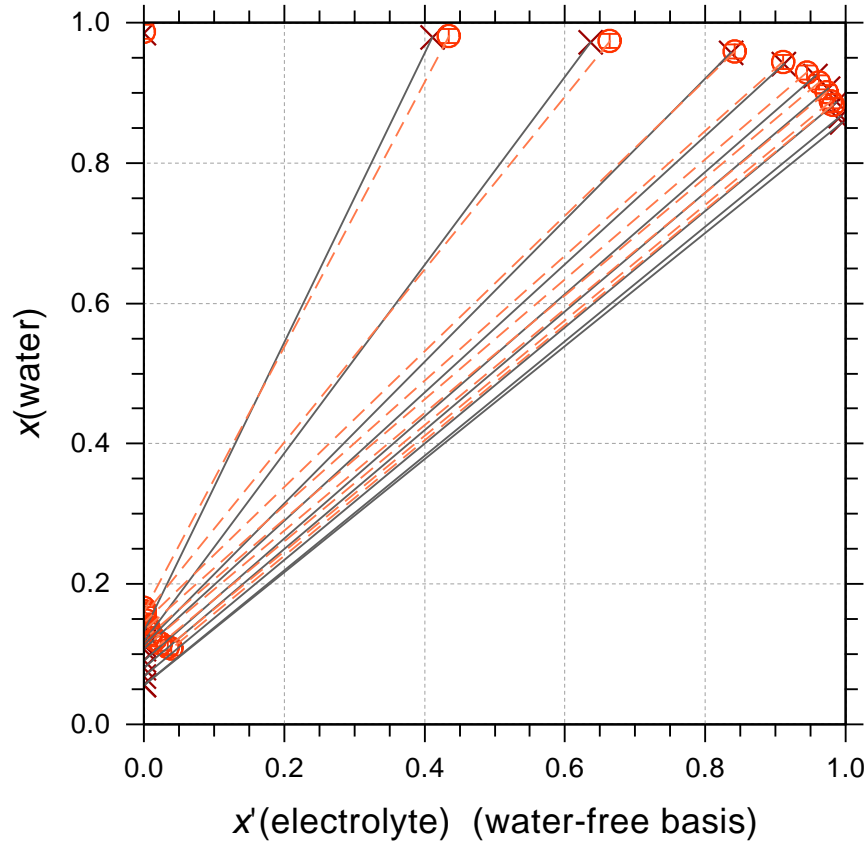
Fig. S0388 (AIOMFAC_output_0346)

H₂O (1) + Ethyl_acetate (2) + NaBr (3)

Temperature: 298 K

left y-axis:

- × NaBr+EthylAcetate+Water_LLE_AI-Sahhaf
- AIOMFAC calc. LLE composition



initial weighting of dataset:
 $w^{init}(0346) = 1.000$
 dataset contribution to F_{obj} :
 $fval(0346) = 1.2200E+01$
 rel. contribution = 5.8014 %

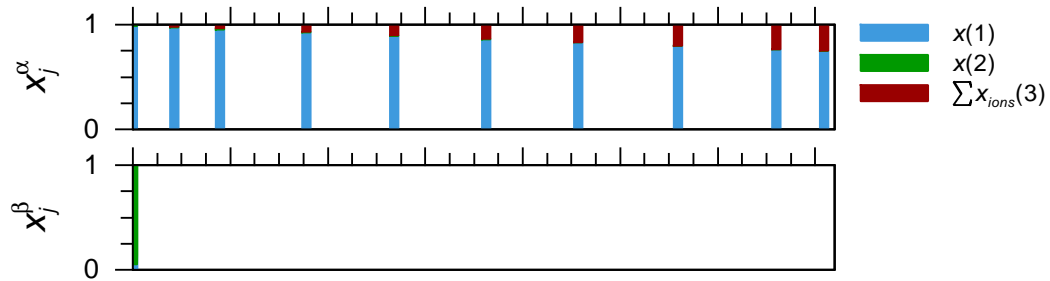
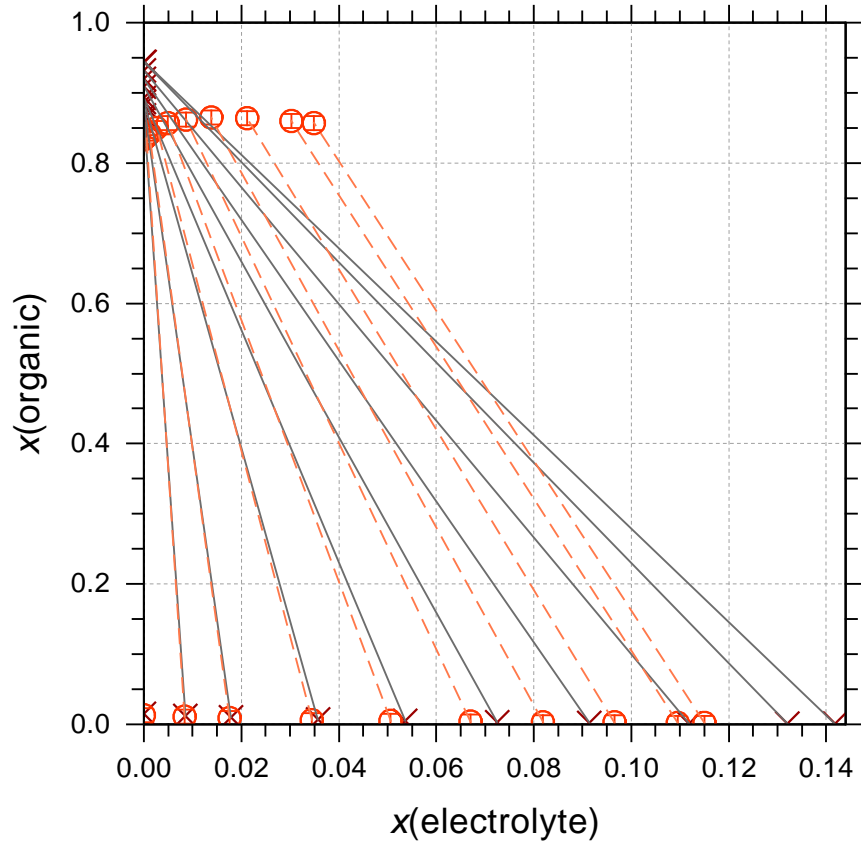
Fig. S0388a (AIOMFAC_output_0346)

H₂O (1) + Ethyl_acetate (2) + NaBr (3)

Temperature: 298 K

left y-axis:

- × NaBr+EthylAcetate+Water_LLE_AI-Sahhaf
- AIOMFAC calc. LLE composition



initial weighting of dataset:

$$w^{init}(0346) = 1.000$$

dataset contribution to F_{obj} :

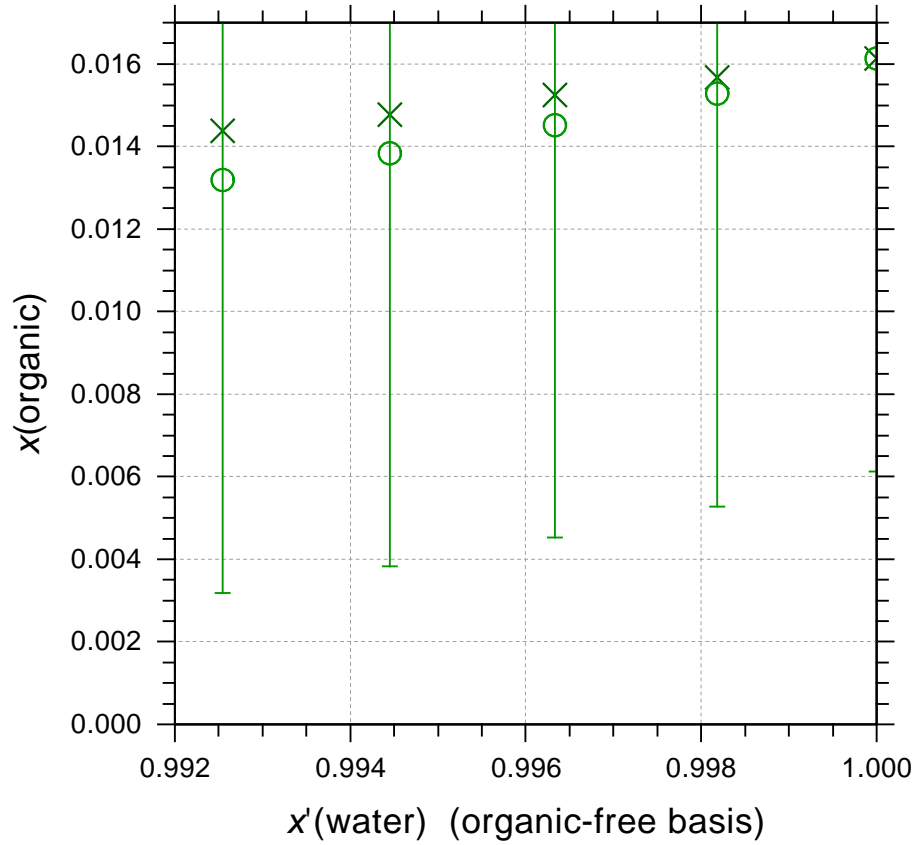
$$fval(0346) = 1.2200E+01$$

$$rel. contribution = 5.8014 \%$$

Fig. S0389 (AIOMFAC_output_0431)

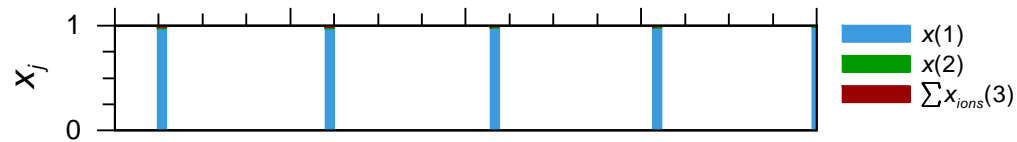
H₂O (1) + Ethyl_acetate (2) + NaBr (3)

Temperature: 298 K



left y-axis:

- × NaBr+EthylAcetate+Water_SLE_Altshuller
- AIOMFAC calc. SLE composition



initial weighting of dataset:
 $w^{init}(0431) = 1.000$
dataset contribution to F_{obj} :
 $fval(0431) = 4.8906E-03$
rel. contribution = 0.0023 %

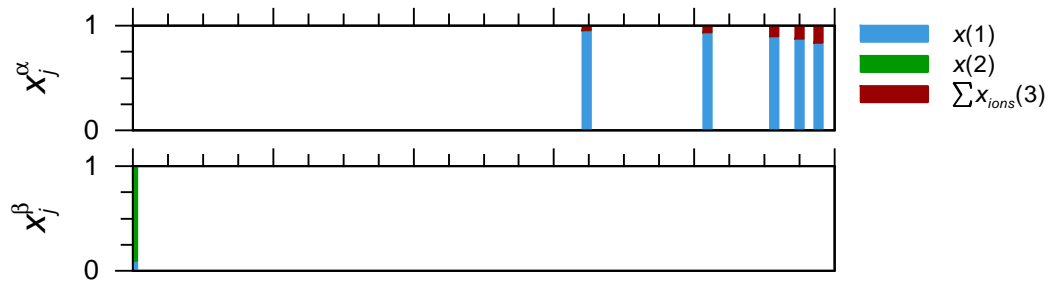
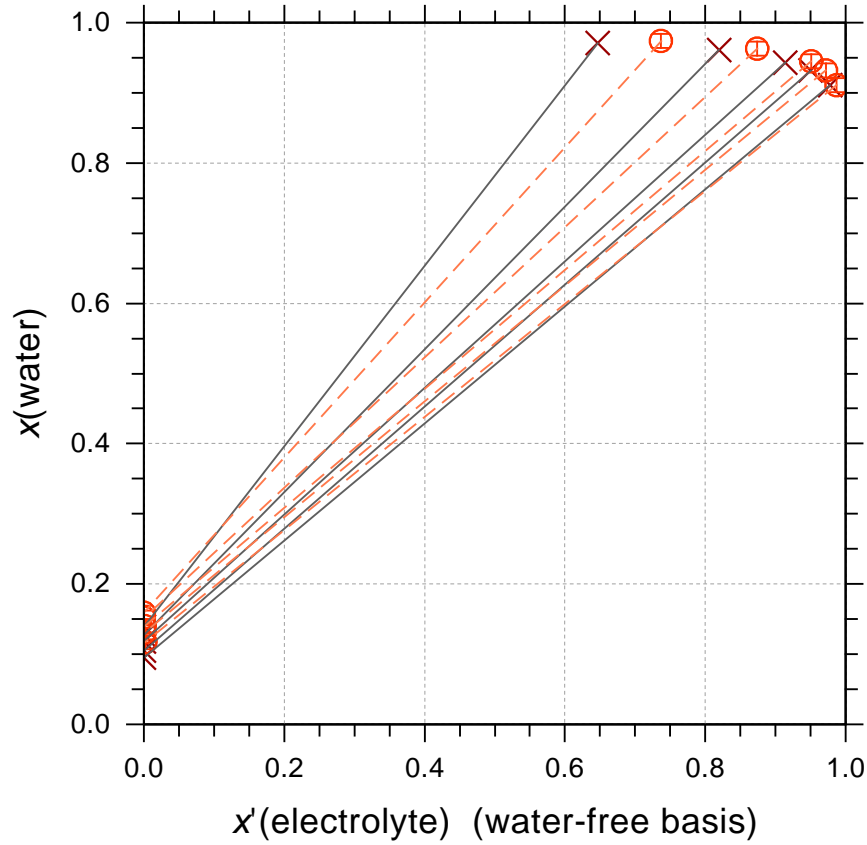
Fig. S0390 (AIOMFAC_output_0348)

H₂O (1) + Ethyl_acetate (2) + NaCl (3)

Temperature: 303 K

left y-axis:

- × NaCl+EthylAcetate+Water_LLE_Gomis
- AIOMFAC calc. LLE composition



initial weighting of dataset:
 $w^{init}(0348) = 1.000$
 dataset contribution to F_{obj} :
 $fval(0348) = 7.2358E+00$
 rel. contribution = 3.4409 %

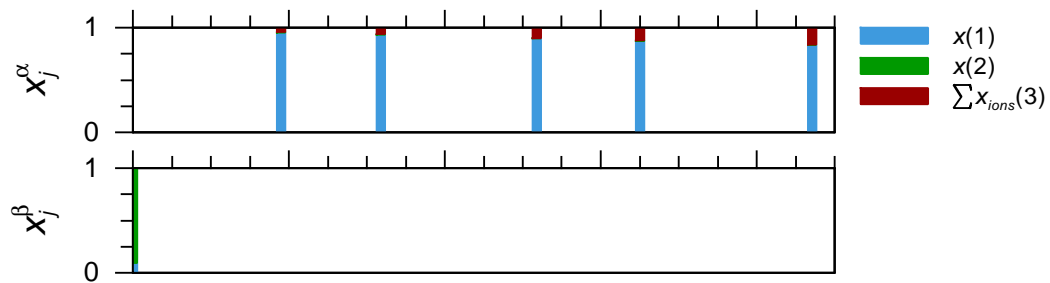
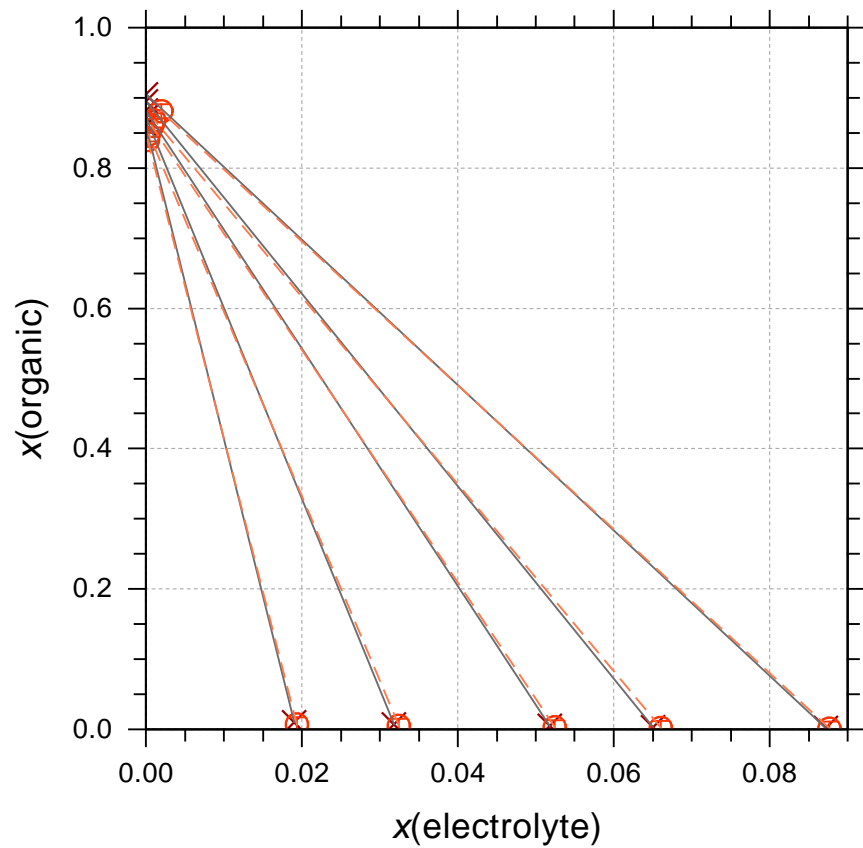
Fig. S0390a (AIOMFAC_output_0348)

H₂O (1) + Ethyl_acetate (2) + NaCl (3)

Temperature: 303 K

left y-axis:

- × NaCl+EthylAcetate+Water_LLE_Gomis
- AIOMFAC calc. LLE composition

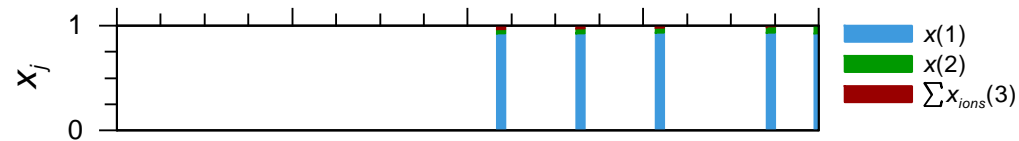
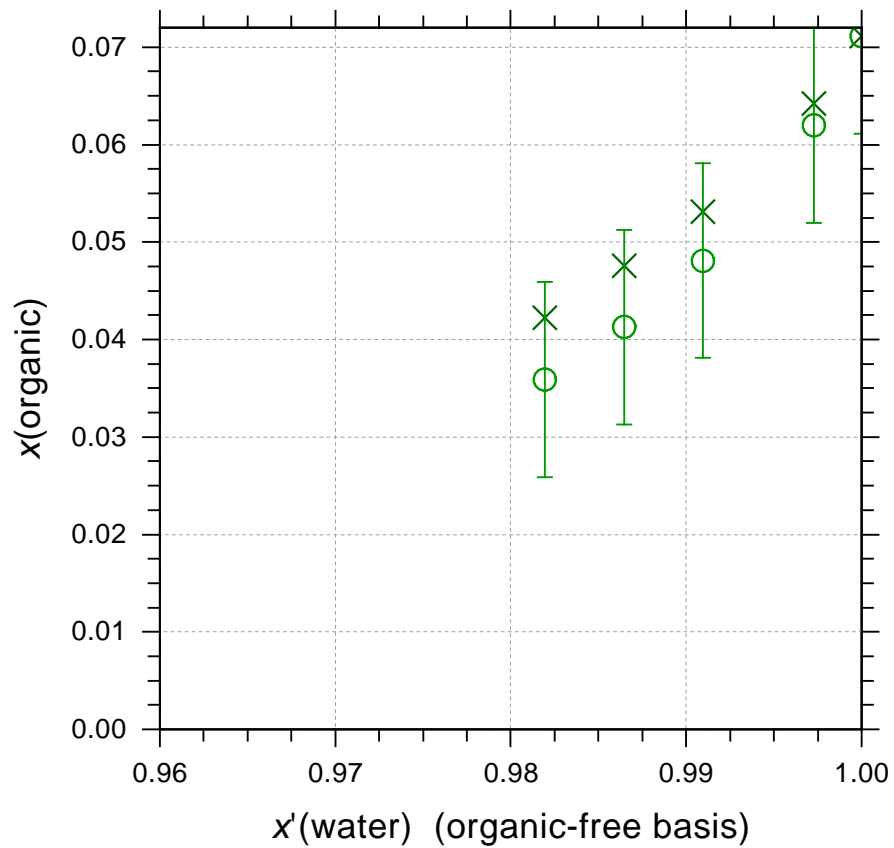


initial weighting of dataset:
 $w^{init}(0348) = 1.000$
dataset contribution to F_{obj} :
 $fval(0348) = 7.2358E+00$
rel. contribution = 3.4409 %

Fig. S0391 (AIOMFAC_output_0416)
 H₂O (1) + Methyl_acetate (2) + NaCl (3)
 Temperature: 298 K

left y-axis:

- × NaCl+MethylAcetate+Water_SLE_Segatin
- AIOMFAC calc. SLE composition



initial weighting of dataset:
 $w^{init}(0416) = 1.000$
 dataset contribution to F_{obj} :
 $fval(0416) = 3.4217E-02$
 rel. contribution = 0.0163 %

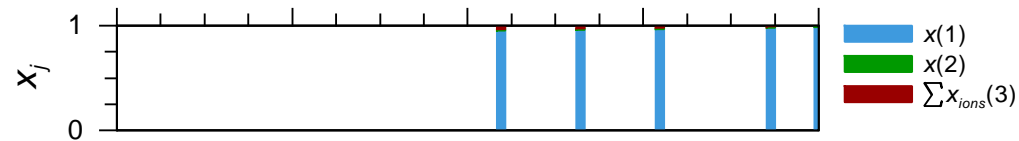
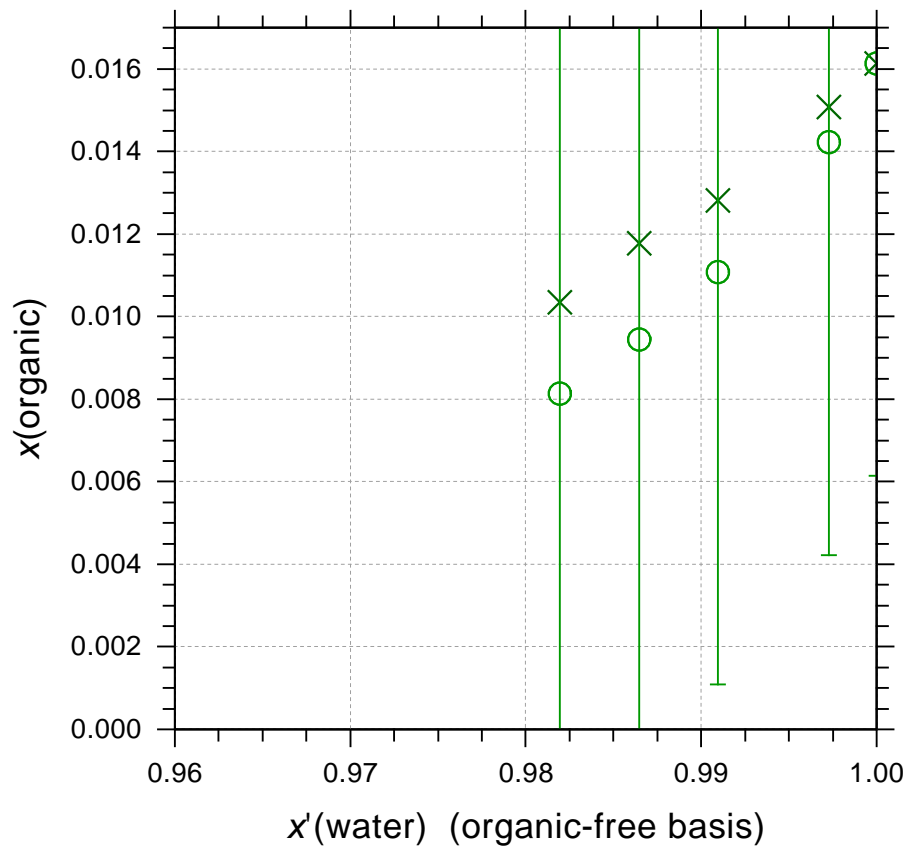
Fig. S0392 (AIOMFAC_output_0417)

H₂O (1) + Ethyl_acetate (2) + NaCl (3)

Temperature: 298 K

left y-axis:

- × NaCl+EthylAcetate+Water_SLE_Segatin
- AIOMFAC calc. SLE composition

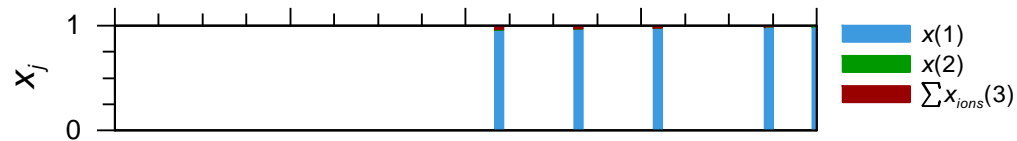
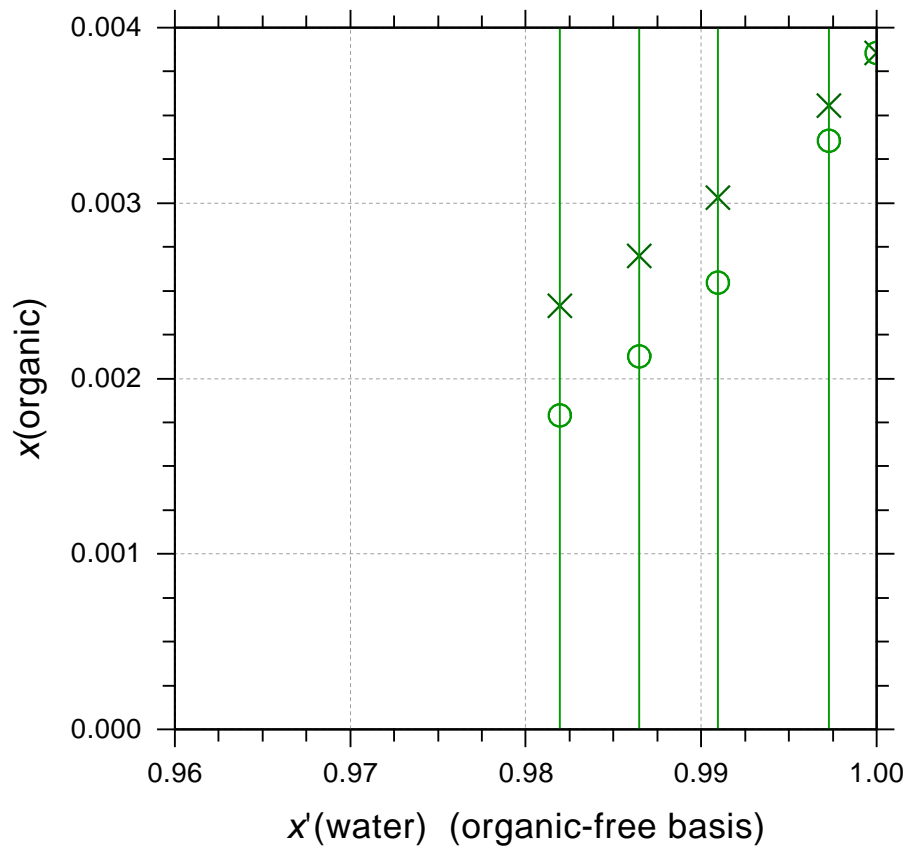


initial weighting of dataset:
 $w^{init}(0417) = 1.000$
 dataset contribution to F_{obj} :
 $fval(0417) = 3.0031E-02$
 rel. contribution = 0.0143 %

Fig. S0393 (AIOMFAC_output_0418)
 H₂O (1) + 1-Propyl_acetate (2) + NaCl (3)
 Temperature: 298 K

left y-axis:

- × NaCl+1-PropylAcetate+Water_SLE_Segatin
- AIOMFAC calc. SLE composition

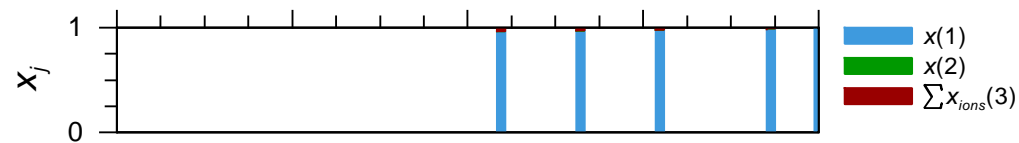
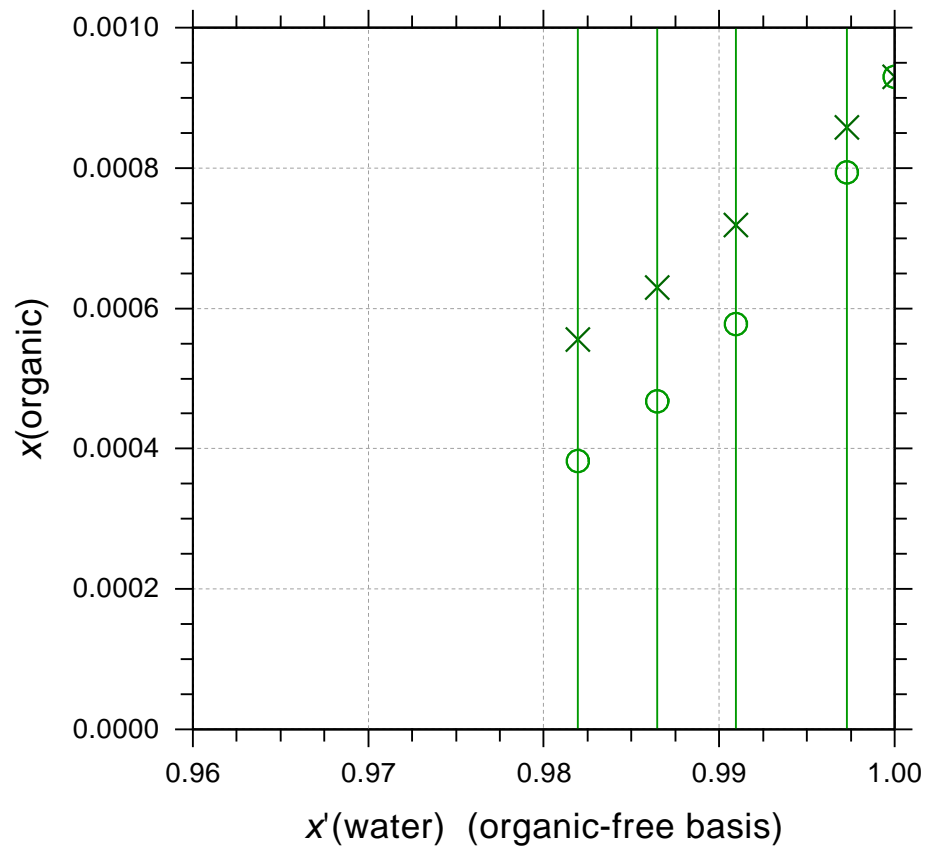


initial weighting of dataset:
 $w^{init}(0418) = 1.000$
 dataset contribution to F_{obj} :
 $fval(0418) = 6.1856E-03$
 rel. contribution = 0.0029 %

Fig. S0394 (AIOMFAC_output_0419)
 H₂O (1) + 1-Butyl_acetate (2) + NaCl (3)
 Temperature: 298 K

left y-axis:

- × NaCl+1-ButylAcetate+Water_SLE_Segatin
- AIOMFAC calc. SLE composition

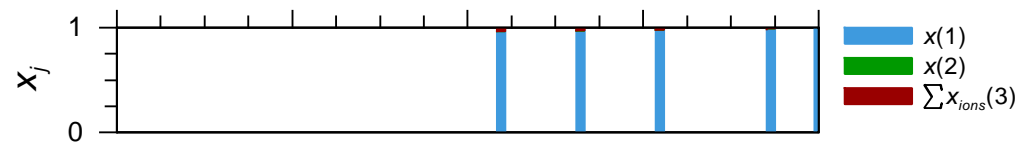
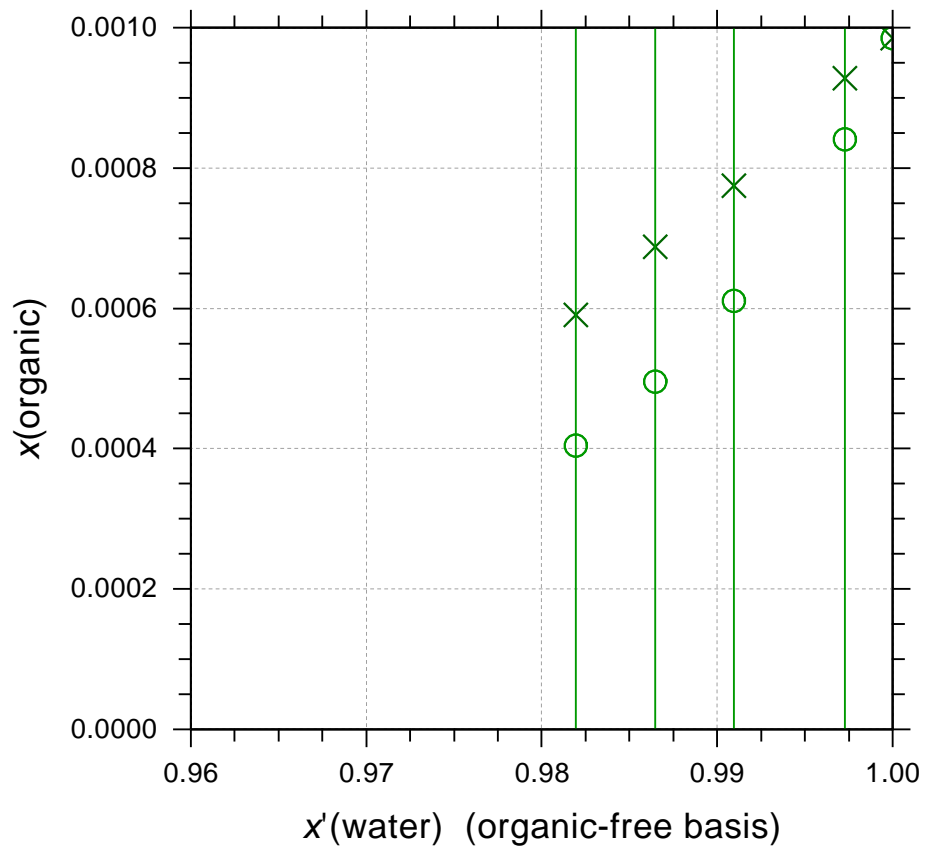


initial weighting of dataset:
 $w^{init}(0419) = 1.000$
 dataset contribution to F_{obj} :
 $fval(0419) = 7.1286E-04$
 rel. contribution = 0.0003 %

Fig. S0395 (AIOMFAC_output_0420)
 H₂O (1) + Isobutyl_acetate (2) + NaCl (3)
 Temperature: 298 K

left y-axis:

- × NaCl+IsobutylAcetate+Water_SLE_Segatin
- AIOMFAC calc. SLE composition

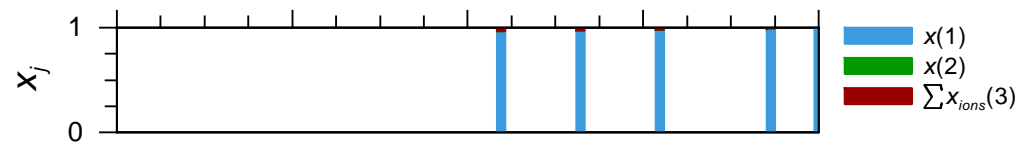
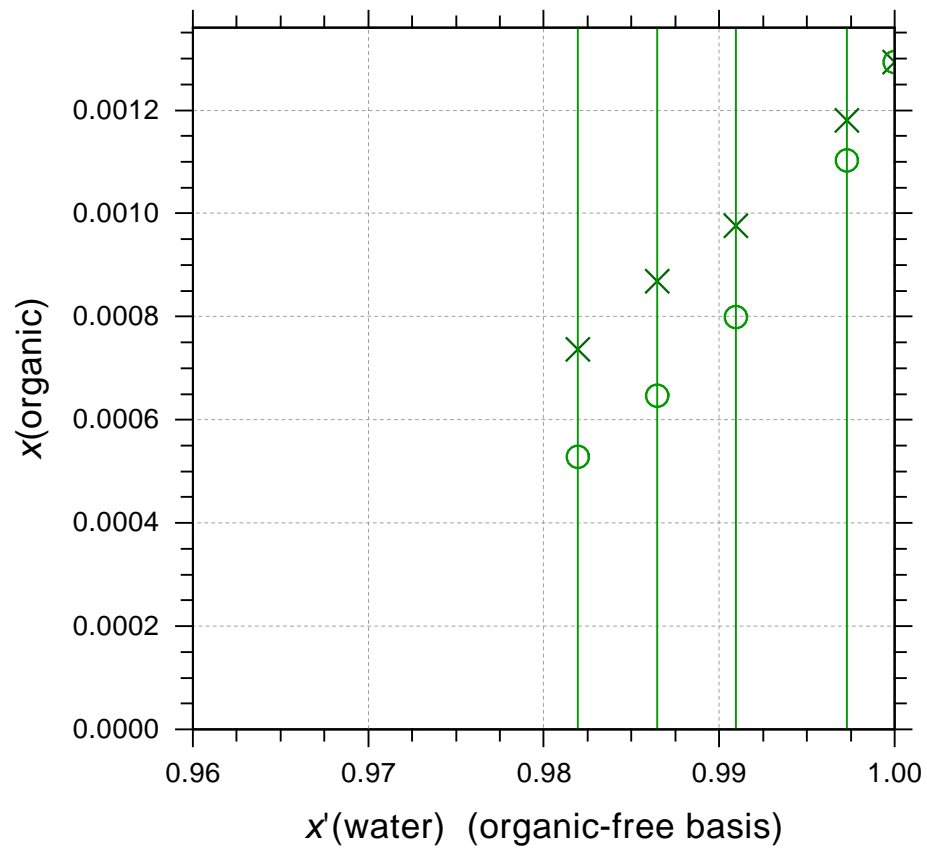


initial weighting of dataset:
 $w^{init}(0420) = 1.000$
 dataset contribution to F_{obj} :
 $fval(0420) = 9.2637E-04$
 rel. contribution = 0.0004 %

Fig. S0396 (AIOMFAC_output_0421)
 H₂O (1) + 2-Butyl_acetate (2) + NaCl (3)
 Temperature: 298 K

left y-axis:

- × NaCl+2-ButylAcetate+Water_SLE_Segatin
- AIOMFAC calc. SLE composition

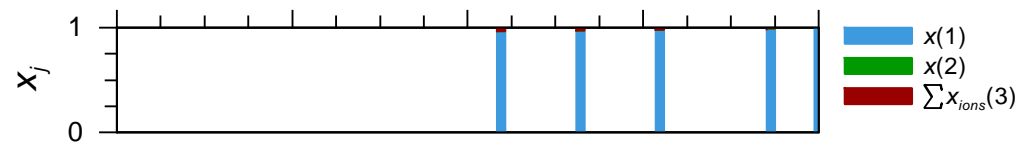
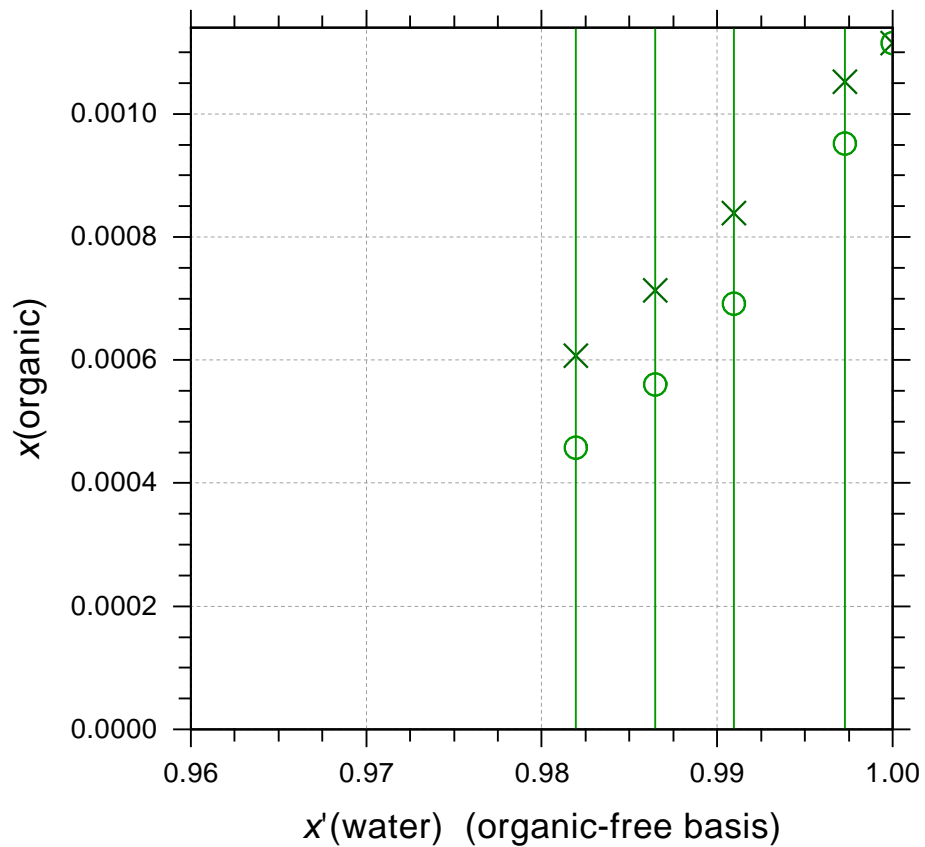


initial weighting of dataset:
 $w^{init}(0421) = 1.000$
 dataset contribution to F_{obj} :
 $fval(0421) = 1.1019E-03$
 rel. contribution = 0.0005 %

Fig. S0397 (AIOMFAC_output_0422)
 H₂O (1) + tert-Butyl_acetate (2) + NaCl (3)
 Temperature: 298 K

left y-axis:

- × NaCl+tert-ButylAcetate+Water_SLE_Segatin
- AIOMFAC calc. SLE composition

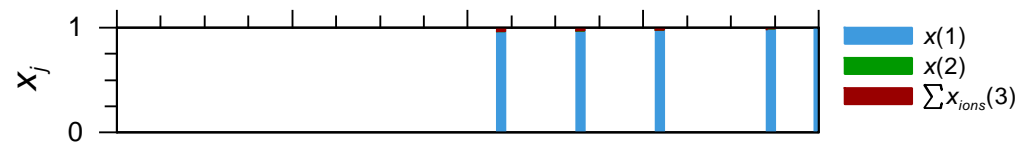
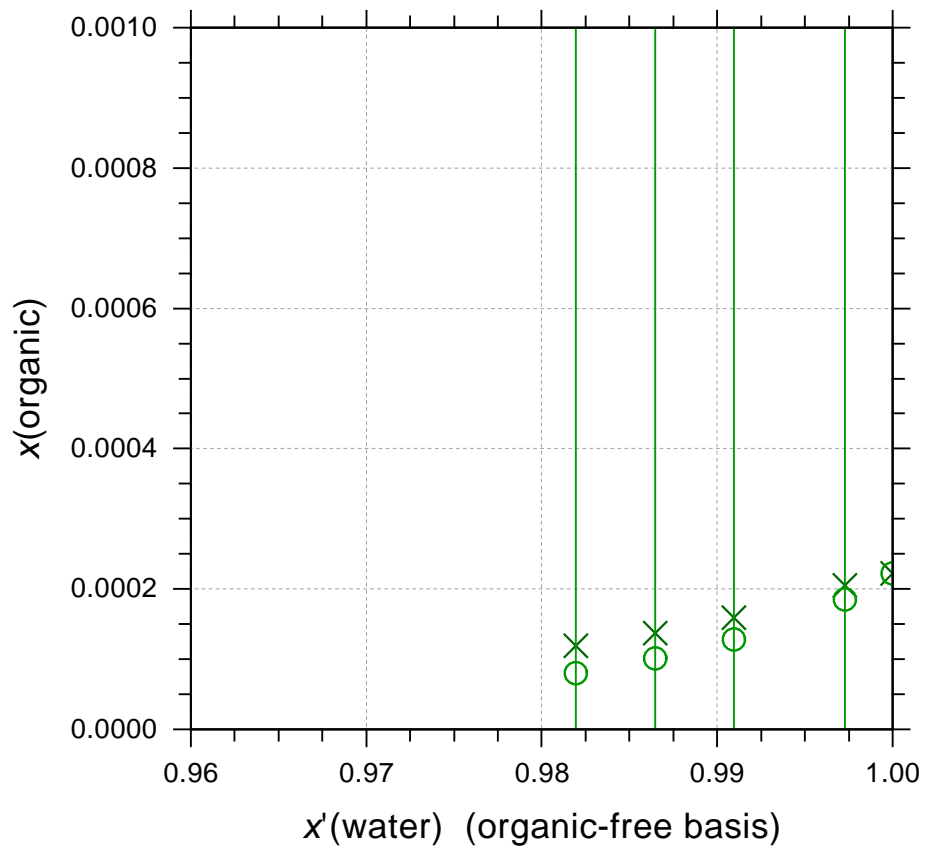


initial weighting of dataset:
 $w^{init}(0422) = 1.000$
 dataset contribution to F_{obj} :
 $fval(0422) = 6.6980E-04$
 rel. contribution = 0.0003 %

Fig. S0398 (AIOMFAC_output_0423)
 H₂O (1) + 1-Pentyl_acetate (2) + NaCl (3)
 Temperature: 298 K

left y-axis:

- × NaCl+1-PentylAcetate+Water_SLE_Segatin
- AIOMFAC calc. SLE composition

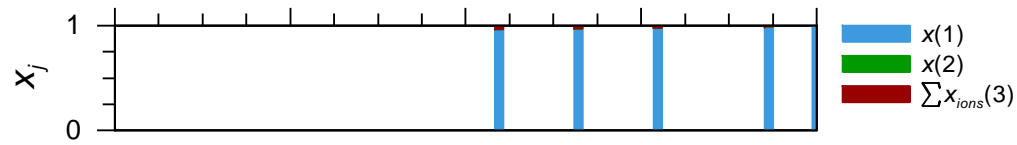
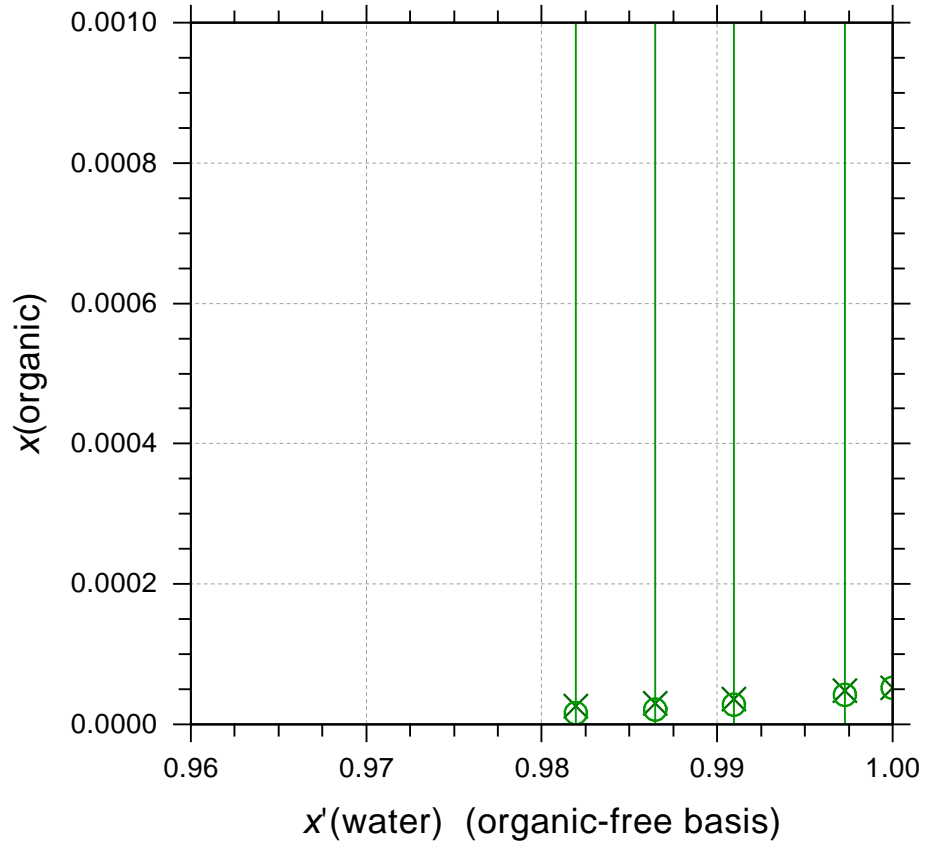


initial weighting of dataset:
 $w^{init}(0423) = 1.000$
 dataset contribution to F_{obj} :
 $fval(0423) = 4.0963E-05$
 rel. contribution = 0.0000 %

Fig. S0399 (AIOMFAC_output_0424)
 H₂O (1) + 1-Hexyl_acetate (2) + NaCl (3)
 Temperature: 298 K

left y-axis:

- × NaCl+1-HexylAcetate+Water_SLE_Segatin
- AIOMFAC calc. SLE composition

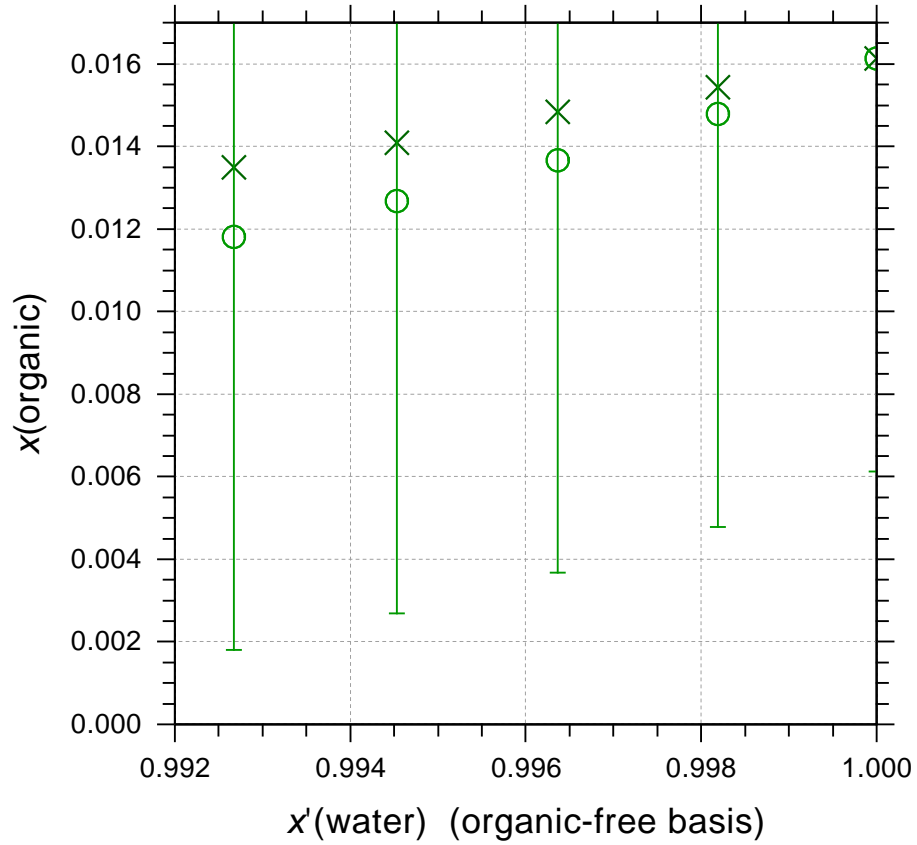


initial weighting of dataset:
 $w^{init}(0424) = 1.000$
 dataset contribution to F_{obj} :
 $fval(0424) = 2.7568E-06$
 rel. contribution = 0.0000 %

Fig. S0400 (AIOMFAC_output_0430)

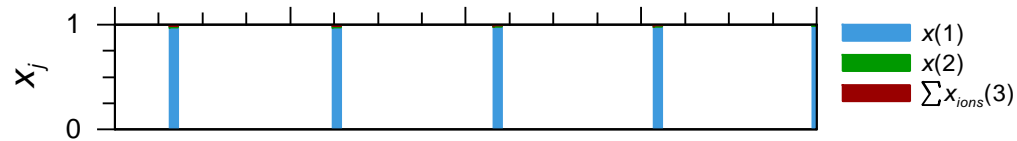
H₂O (1) + Ethyl_acetate (2) + NaCl (3)

Temperature: 298 K



left y-axis:

- × NaCl+EthylAcetate+Water_SLE_Altshuller
- AIOMFAC calc. SLE composition

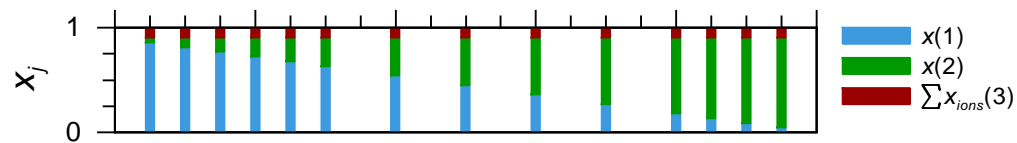
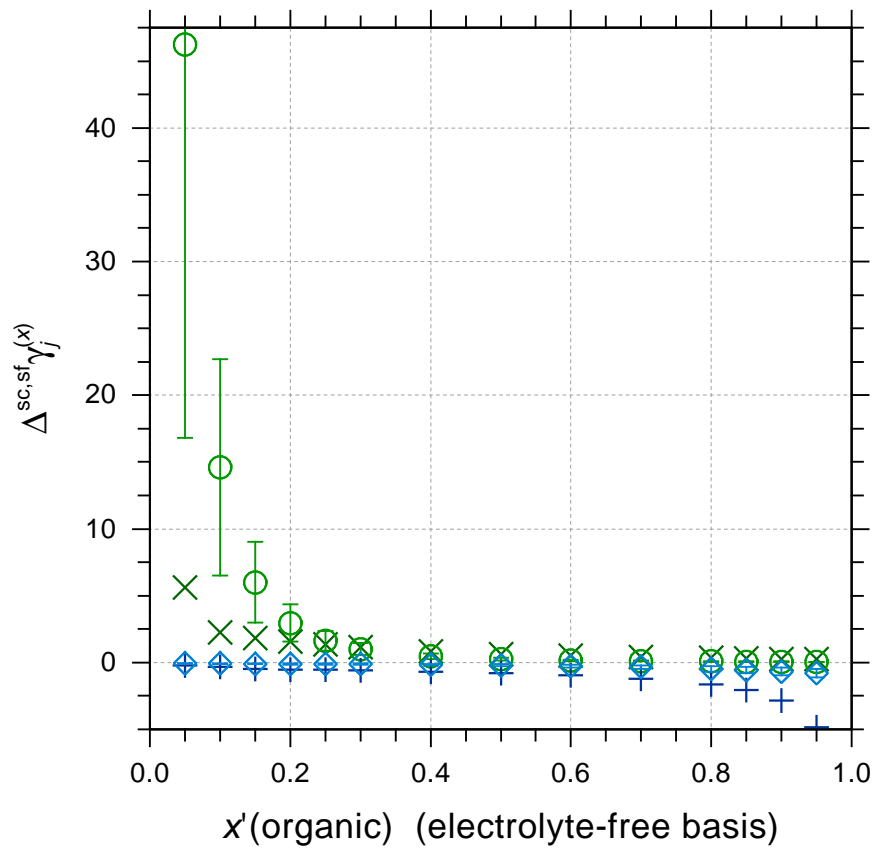


initial weighting of dataset:
 $w^{\text{init}}(0430) = 1.000$
dataset contribution to F_{obj} :
 $f_{\text{val}}(0430) = 1.1387\text{E-}02$
rel. contribution = 0.0054 %

Fig. S0401 (AIOMFAC_output_0914)

H₂O (1) + Ethyl_acetate (2) + NaCl (3)

Temperature range: 343 -- 347 K



left y-axis:

- × NaCl+EthylAcetate+Water_VLE_Rajendran (EXP, org.)
- AIOMFAC $\Delta^{sc, sf} \gamma_{org}^{(x)}$
- + NaCl+EthylAcetate+Water_VLE_Rajendran (EXP, water)
- ◇ AIOMFAC $\Delta^{sc, sf} \gamma_w^{(x)}$

initial weighting of dataset:
 $w^{init}(0914) = 0.500$
 dataset contribution to F_{obj} :
 $fval(0914) = 1.8636E+00$
 rel. contribution = 0.8862 %

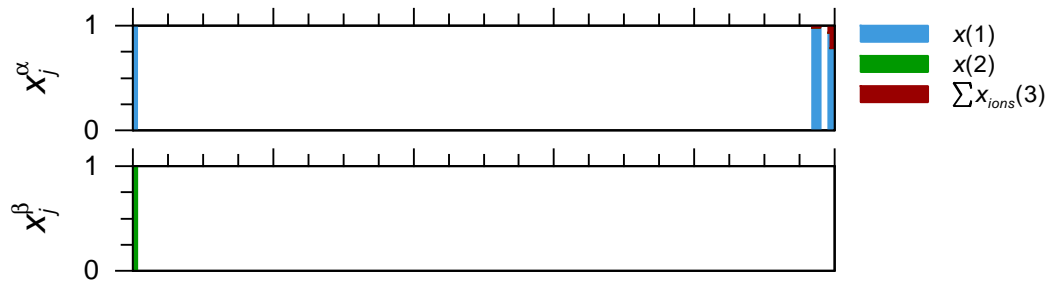
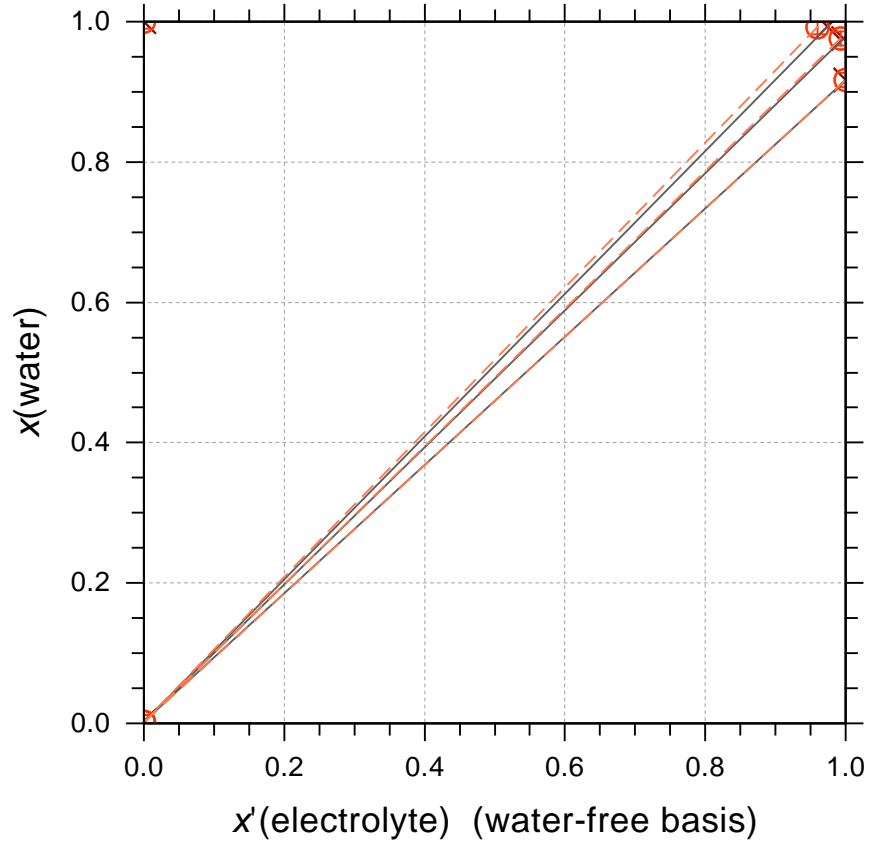
Fig. S0402 (AIOMFAC_output_0487)

H₂O (1) + Benzene (2) + (NH₄)₂SO₄ (3)

Temperature: 293 K

left y-axis:

- × (NH₄)₂SO₄+Benzene+Water_LLE_293K_vanDelden
- AIOMFAC calc. LLE composition



initial weighting of dataset:

$$w^{init}(0487) = 1.000$$

dataset contribution to F_{obj} :

$$fval(0487) = 8.9224E-03$$

rel. contribution = 0.0042 %

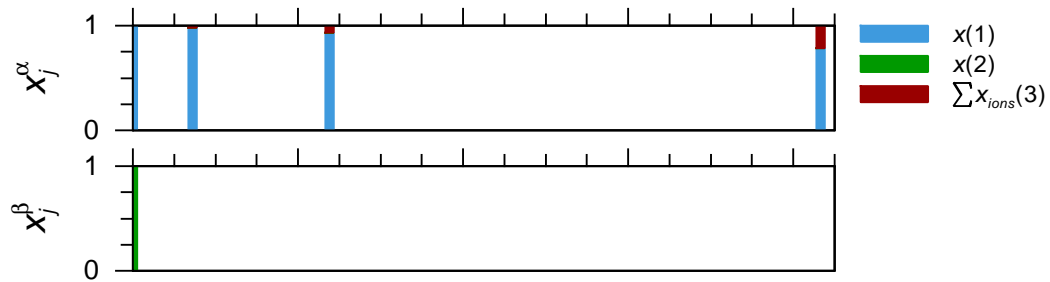
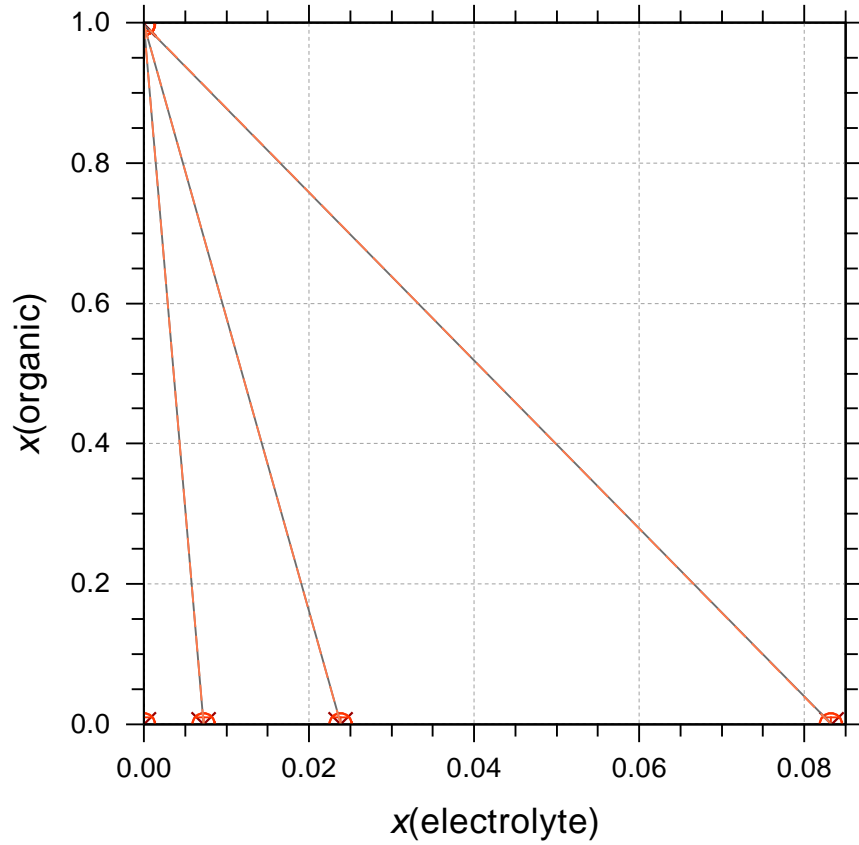
Fig. S0402a (AIOMFAC_output_0487)

H₂O (1) + Benzene (2) + (NH₄)₂SO₄ (3)

Temperature: 293 K

left y-axis:

- × (NH₄)₂SO₄+Benzene+Water_LLE_293K_vanDelden
- AIOMFAC calc. LLE composition



initial weighting of dataset:

$w^{init}(0487) = 1.000$

dataset contribution to F_{obj} :

$fval(0487) = 8.9224E-03$

rel. contribution = 0.0042 %

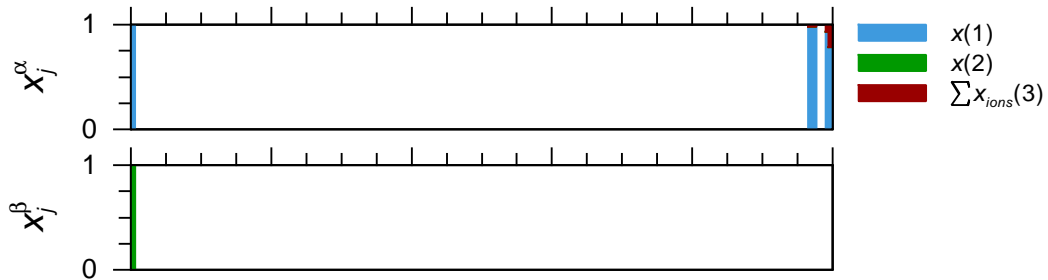
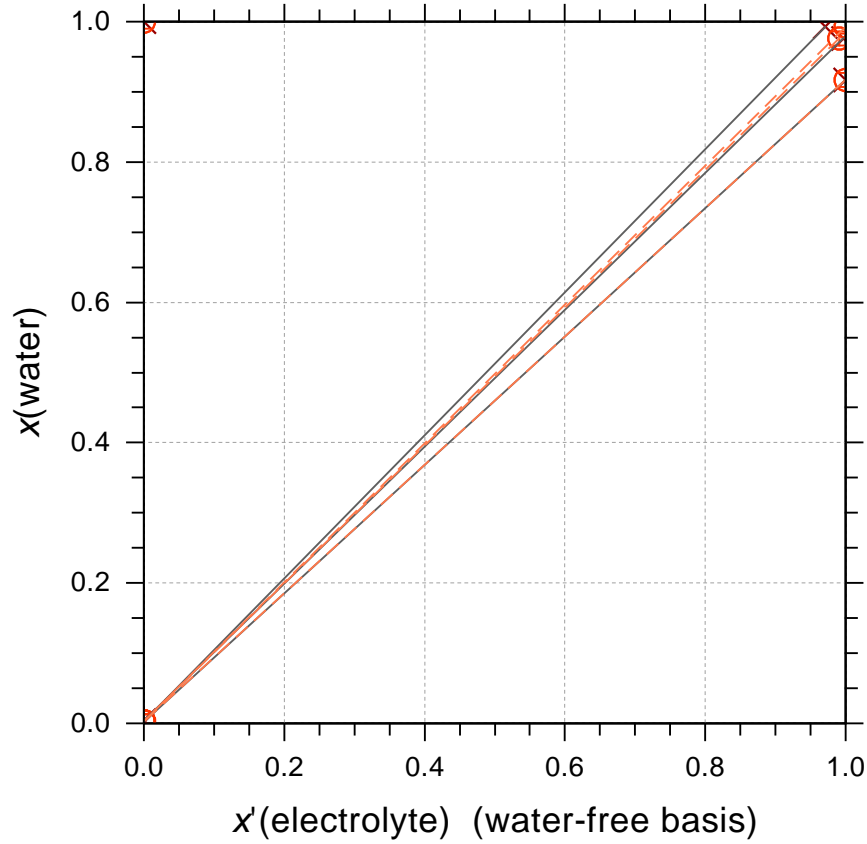
Fig. S0403 (AIOMFAC_output_0488)

H₂O (1) + Benzene (2) + (NH₄)₂SO₄ (3)

Temperature: 313 K

left y-axis:

- × (NH₄)₂SO₄+Benzene+Water_LLE_313K_vanDelden
- AIOMFAC calc. LLE composition



initial weighting of dataset:

$$w^{init}(0488) = 0.800$$

dataset contribution to F_{obj} :

$$fval(0488) = 1.0157E-02$$

rel. contribution = 0.0048 %

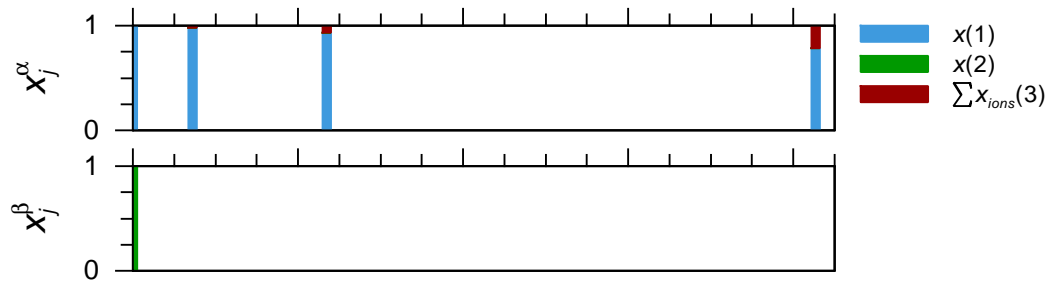
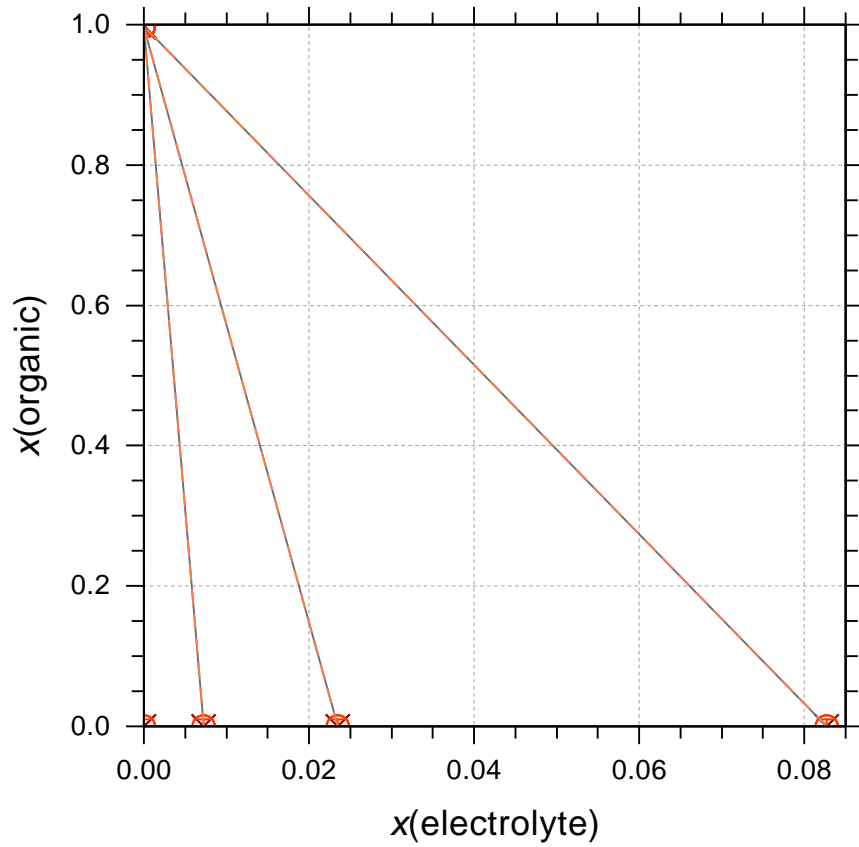
Fig. S0403a (AIOMFAC_output_0488)

H₂O (1) + Benzene (2) + (NH₄)₂SO₄ (3)

Temperature: 313 K

left y-axis:

- × (NH₄)₂SO₄+Benzene+Water_LLE_313K_vanDelden
- AIOMFAC calc. LLE composition

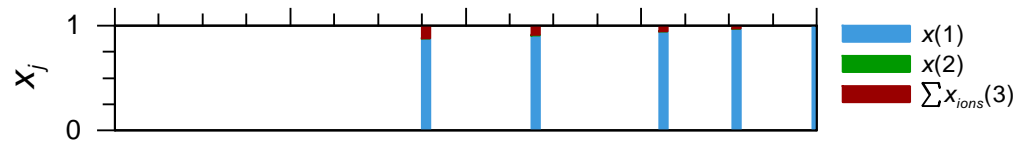
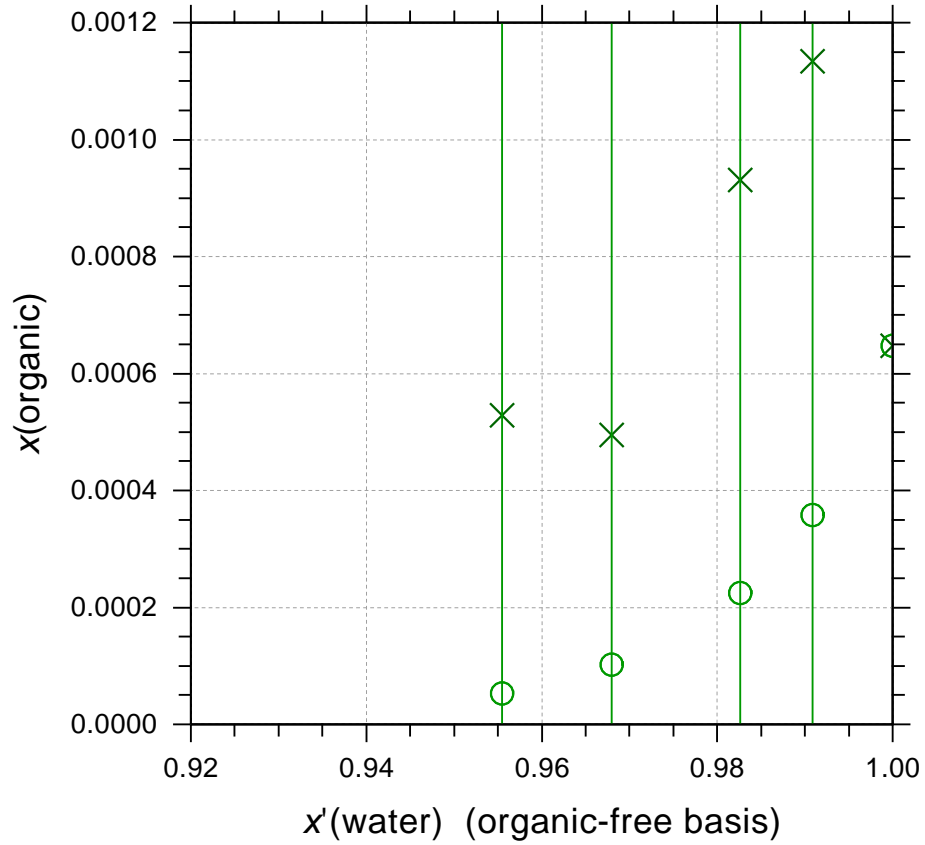


initial weighting of dataset:
 $w^{init}(0488) = 0.800$
dataset contribution to F_{obj} :
 $fval(0488) = 1.0157E-02$
rel. contribution = 0.0048 %

Fig. S0404 (AIOMFAC_output_0978)

H₂O (1) + 2,4-Dihydroxybenzaldehyde (2) + Ca(NO₃)₂ (3)

Temperature: 298 K



left y-axis:

- × Ca(NO₃)₂+2,4-Dihydroxybenzaldehyde+Water_SLE_Booth
- AIOMFAC calc. SLE composition

initial weighting of dataset:
 $w^{init}(0978) = 1.000$
 dataset contribution to F_{obj} :
 $fval(0978) = 1.2474E-02$
 rel. contribution = 0.0059 %

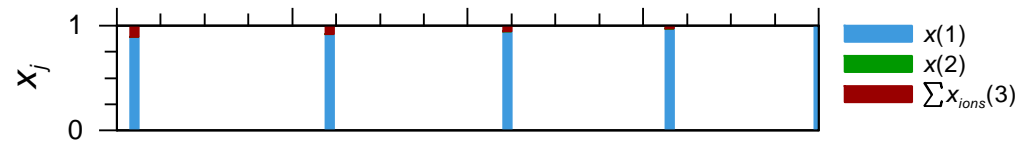
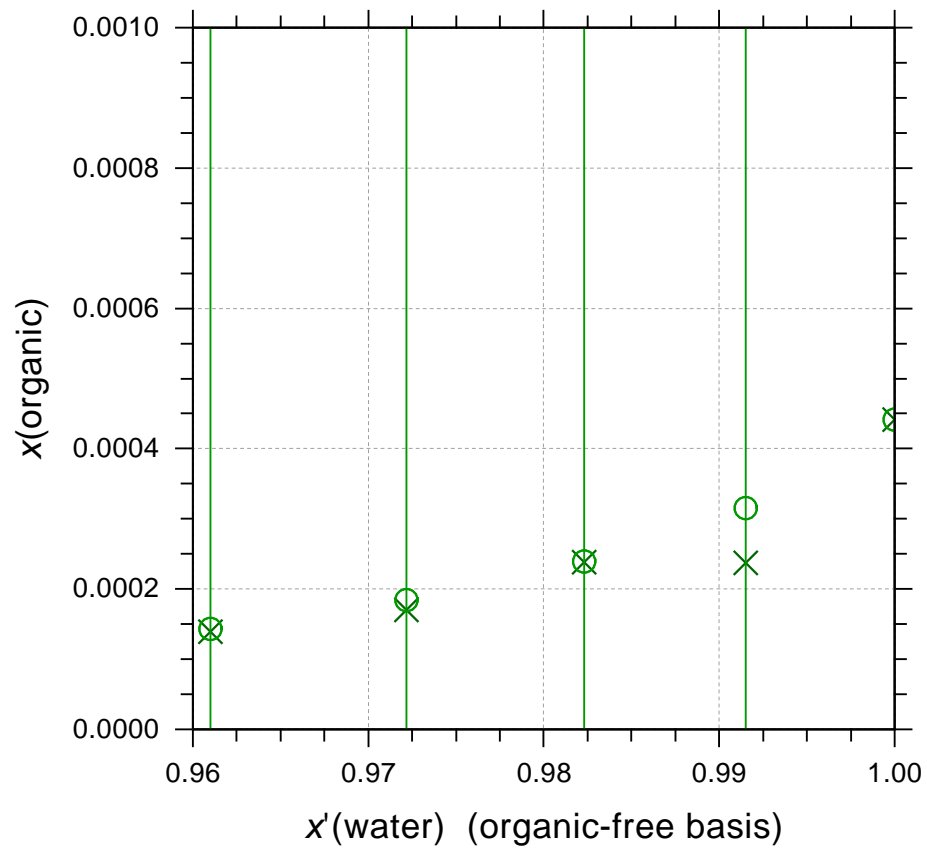
Fig. S0405 (AIOMFAC_output_0924)

H₂O (1) + Benzene (2) + CaCl₂ (3)

Temperature: 303 K

left y-axis:

- × CaCl₂+Benzene+Water_Solubility_Boddu
- AIOMFAC calc. SLE composition



initial weighting of dataset:
 $w^{init}(0924) = 0.800$
dataset contribution to F_{obj} :
 $fval(0924) = 4.8375E-05$
rel. contribution = 0.0000 %

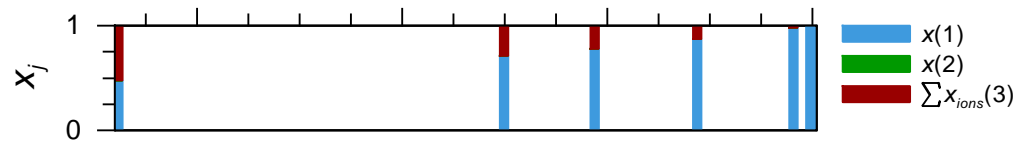
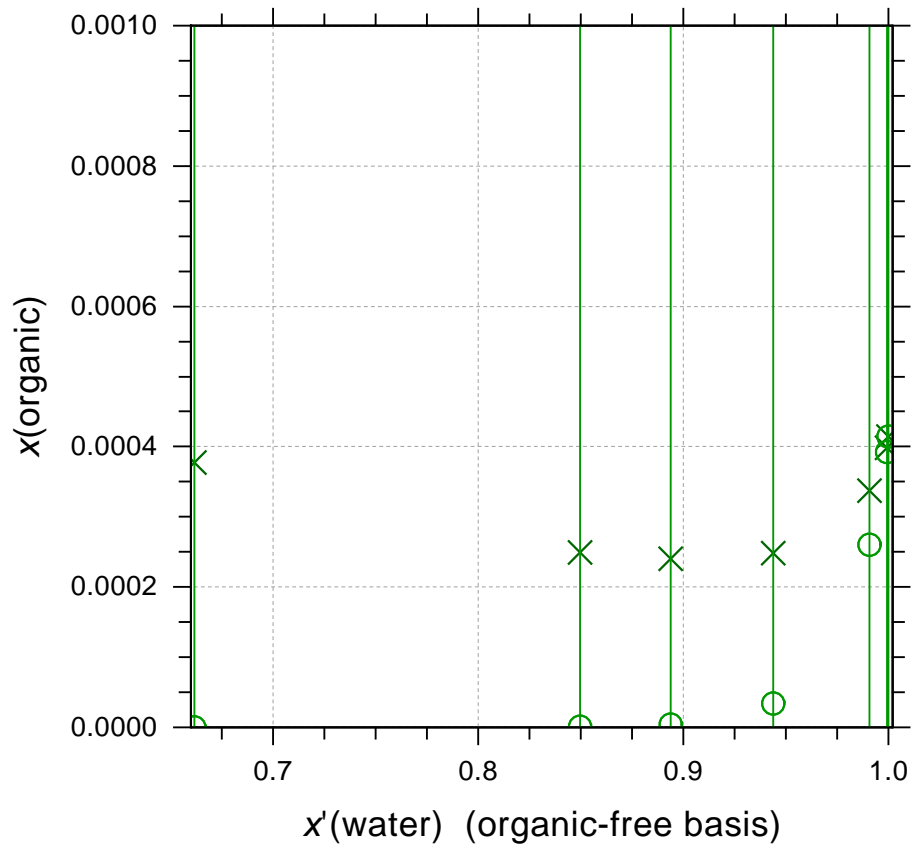
Fig. S0406 (AIOMFAC_output_0490)

H₂O (1) + Benzene (2) + H₂SO₄ (3)

Temperature: 303 K

left y-axis:

- × H2SO4+Benzene+Water_Solubility_Hanson
- AIOMFAC calc. SLE composition



initial weighting of dataset:
 $w^{init}(0490) = 0.200$
 dataset contribution to F_{obj} :
 $fval(0490) = 5.8636E-04$
 rel. contribution = 0.0003 %

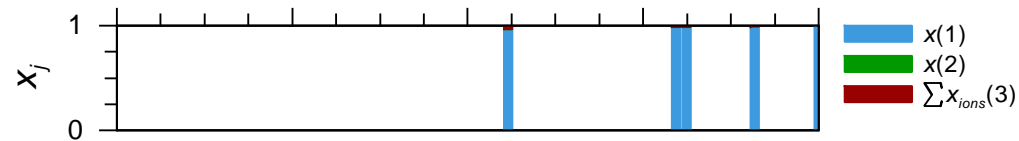
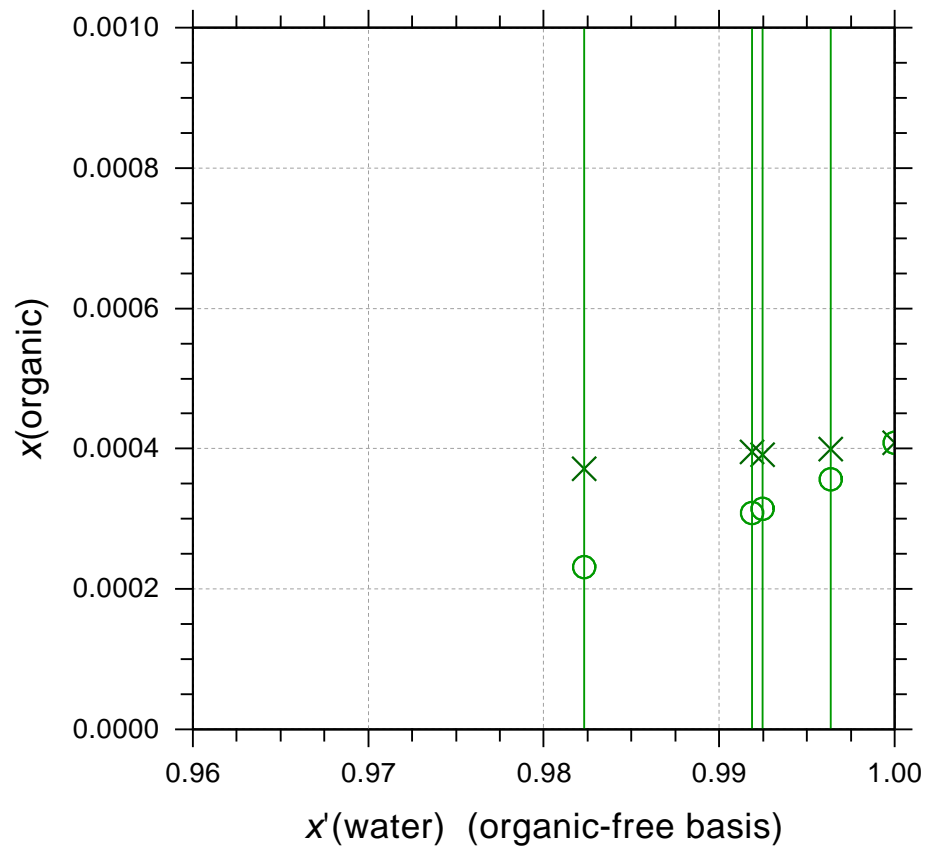
Fig. S0407 (AIOMFAC_output_0471)

H₂O (1) + Benzene (2) + HCl (3)

Temperature: 298 K

left y-axis:

- × HCl+Benzene+Water_Solubility_McDevit
- AIOMFAC calc. SLE composition



initial weighting of dataset:
 $w^{\text{init}}(0471) = 1.000$
dataset contribution to F_{obj} :
 $f_{\text{val}}(0471) = 3.2615\text{E-}04$
rel. contribution = 0.0002 %

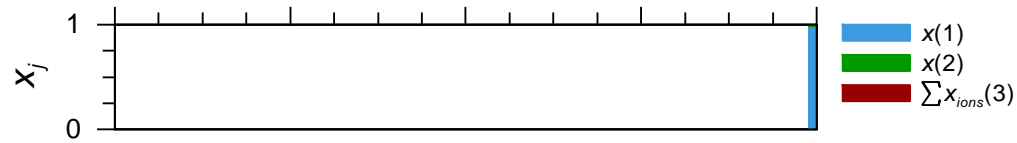
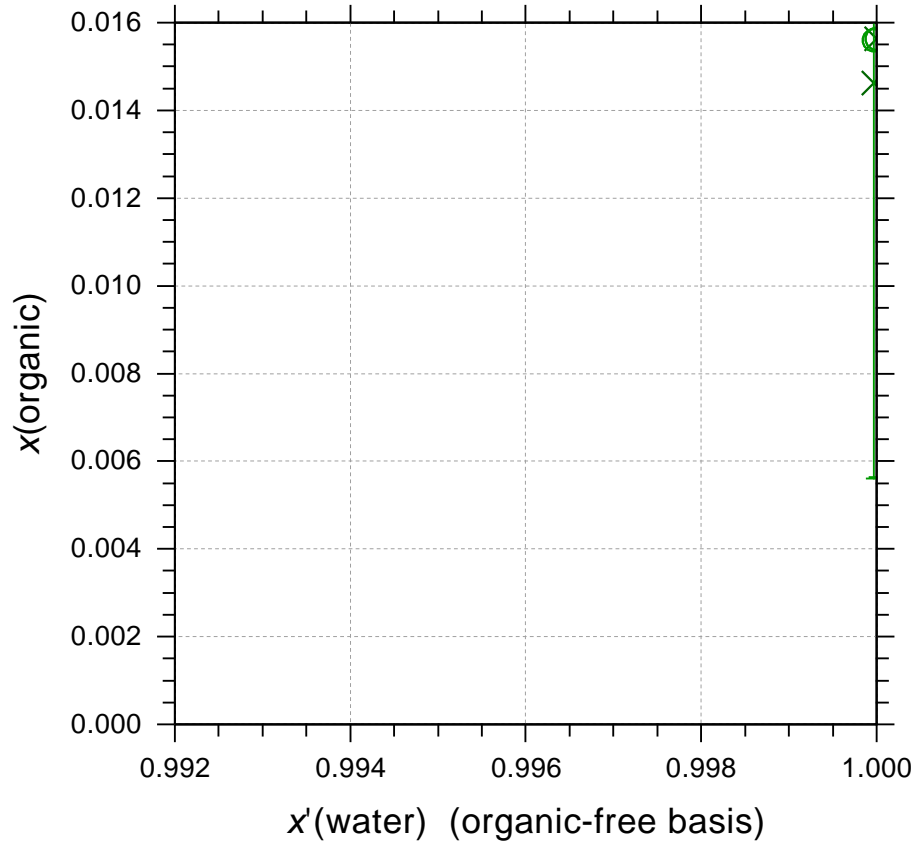
Fig. S0408 (AIOMFAC_output_0484)

H₂O (1) + Phenol (2) + HCl (3)

Temperature: 300 K

left y-axis:

- × HCl+Phenol+Water_Solubility_Jaoui
- AIOMFAC calc. SLE composition

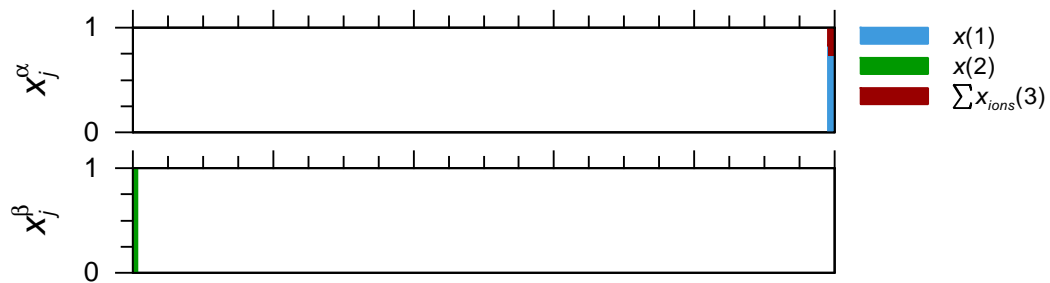
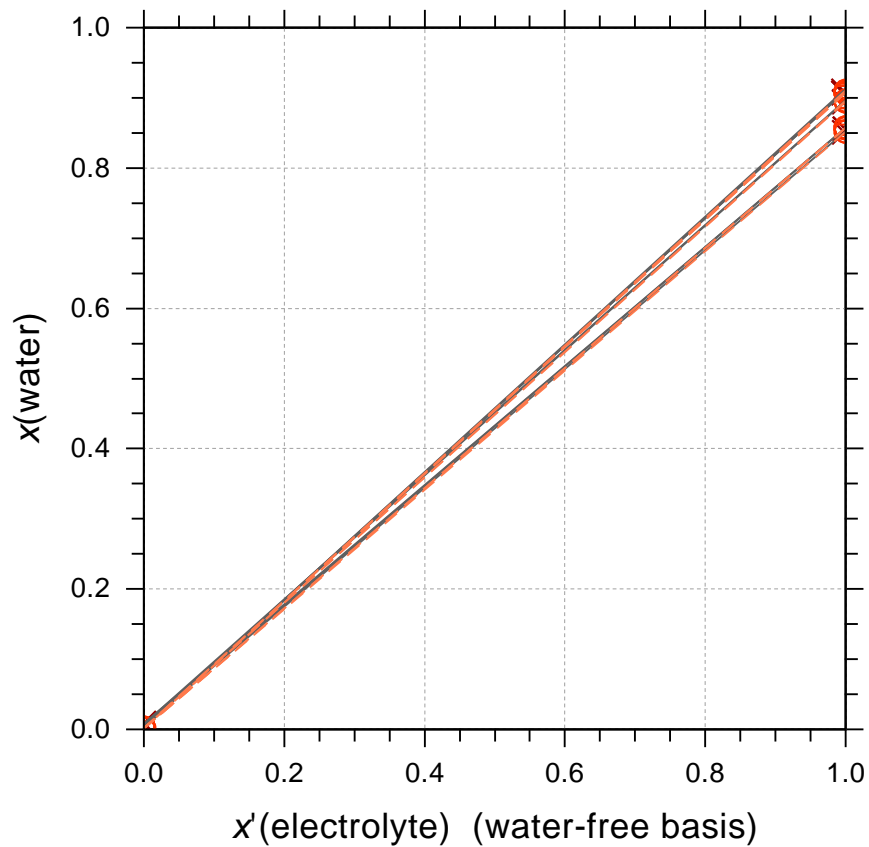


initial weighting of dataset:
 $w^{init}(0484) = 1.000$
dataset contribution to F_{obj} :
 $fval(0484) = 1.6194E-03$
rel. contribution = 0.0008 %

Fig. S0409 (AIOMFAC_output_0485)

H₂O (1) + Benzene (2) + HCl (3)

Temperature: 303 K



initial weighting of dataset:
 $w^{init}(0485) = 0.000$
dataset contribution to F_{obj} :
 $fval(0485) = 0.0000E+00$
rel. contribution = 0.0000 %

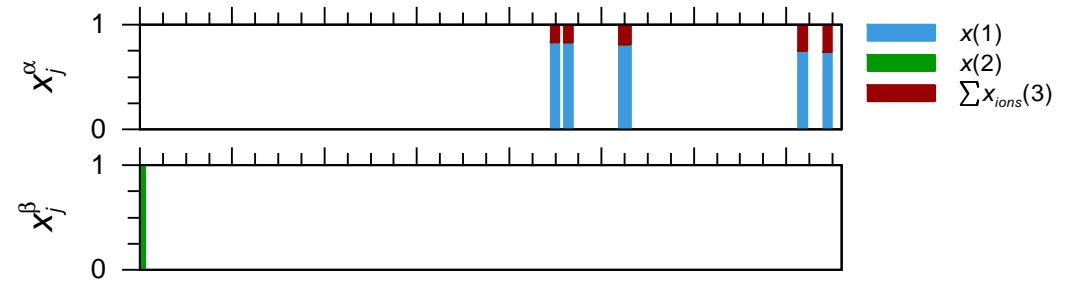
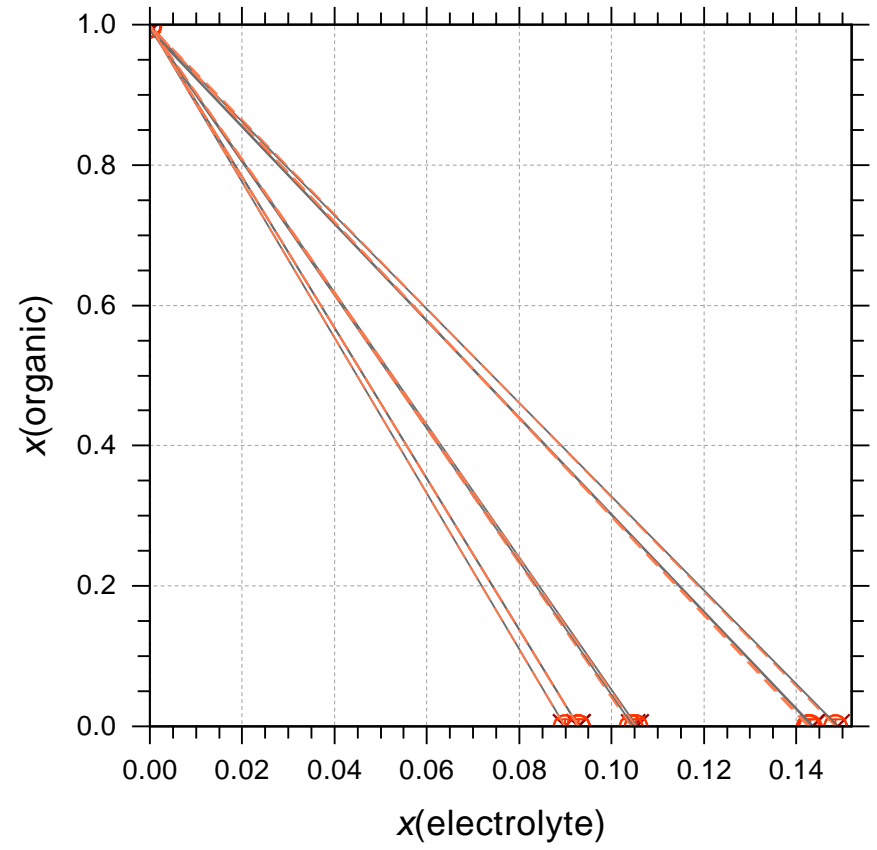
Fig. S0409a (AIOMFAC_output_0485)

H₂O (1) + Benzene (2) + HCl (3)

Temperature: 303 K

left y-axis:

- × HCl+Benzene+Water_LLE_Ishidao
- AIOMFAC calc. LLE composition



initial weighting of dataset:
 $w^{init}(0485) = 0.000$
dataset contribution to F_{obj} :
 $fval(0485) = 0.0000E+00$
rel. contribution = 0.0000 %

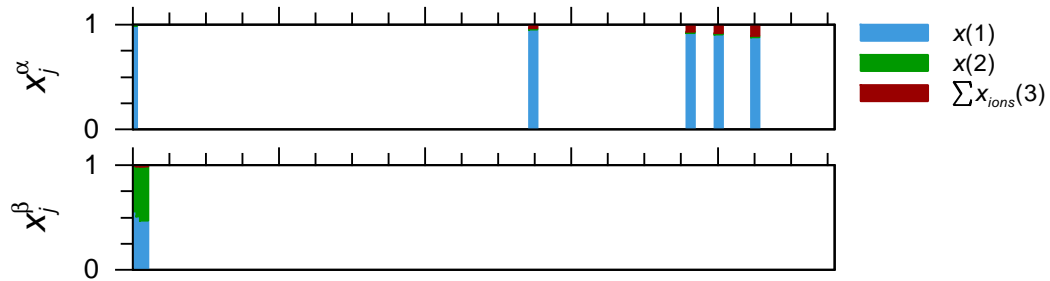
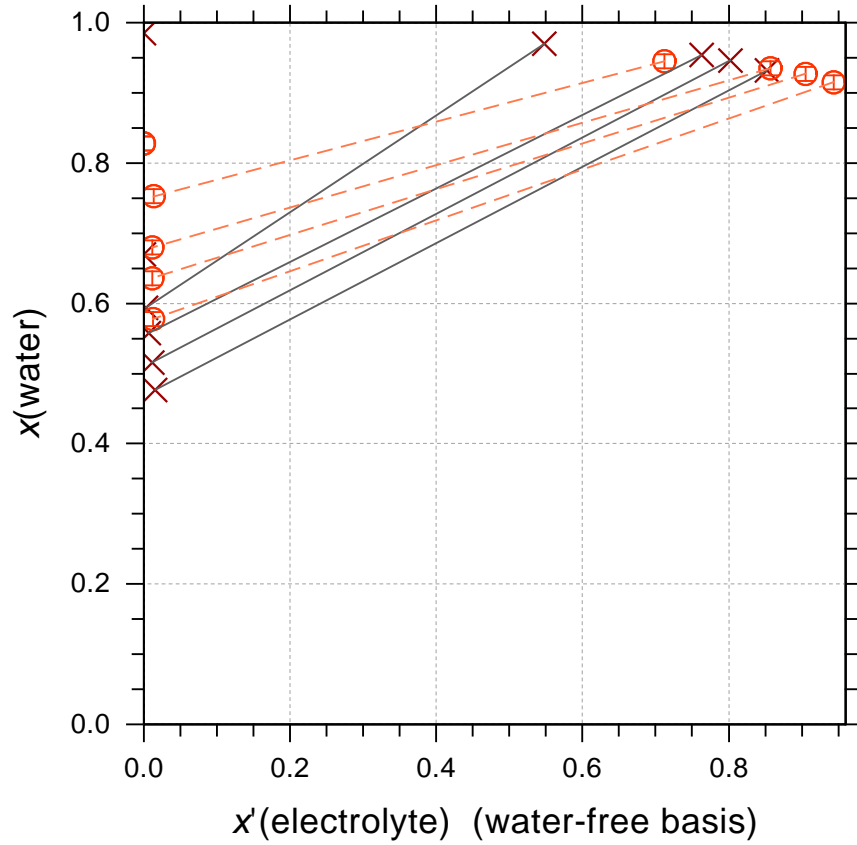
Fig. S0410 (AIOMFAC_output_0486)

H₂O (1) + Phenol (2) + HCl (3)

Temperature: 285 K

left y-axis:

- × HCl+Phenol+Water_LLE_Schreinemakers
- AIOMFAC calc. LLE composition



initial weighting of dataset:
 $w^{init}(0486) = 0.800$
 dataset contribution to F_{obj} :
 $fval(0486) = 1.2208E+00$
 rel. contribution = 0.5805 %

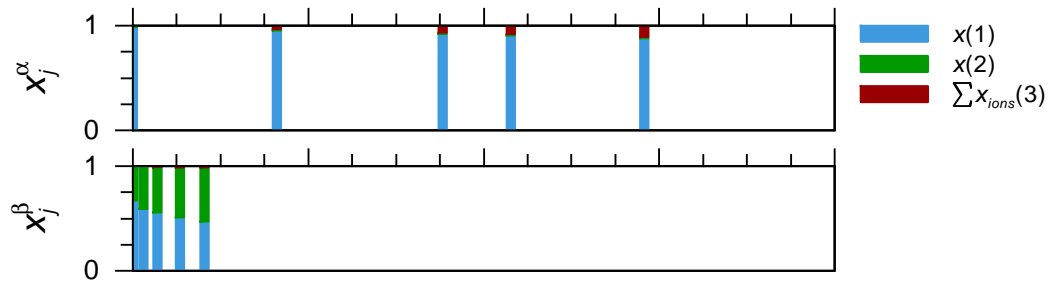
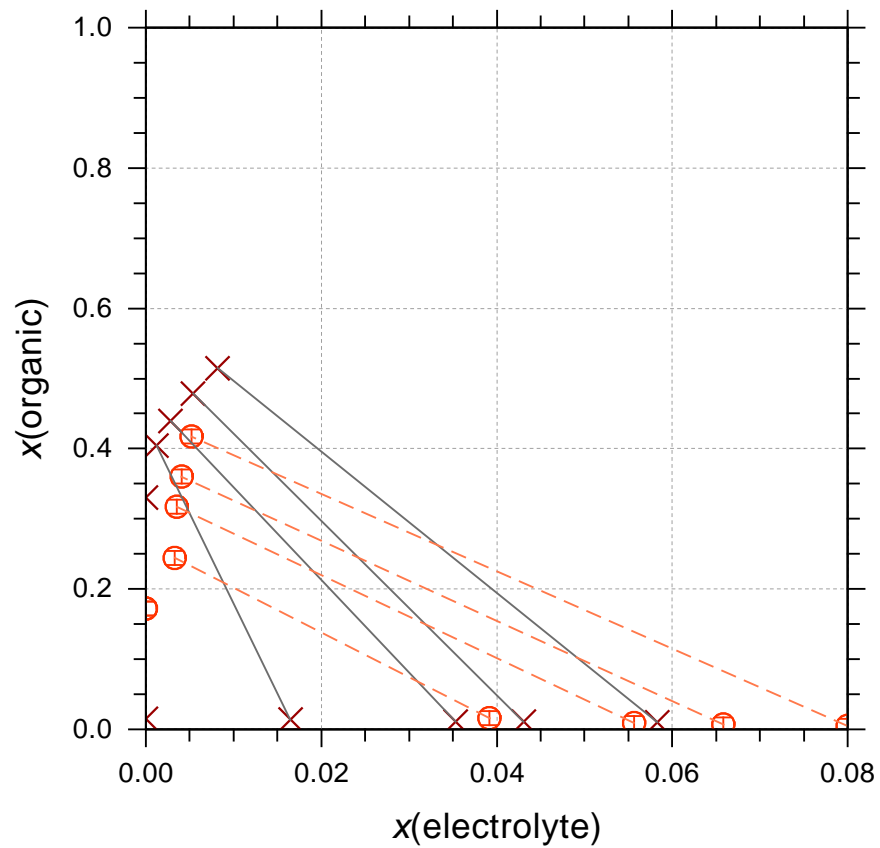
Fig. S0410a (AIOMFAC_output_0486)

H₂O (1) + Phenol (2) + HCl (3)

Temperature: 285 K

left y-axis:

- × HCl+Phenol+Water_LLE_Schreinemakers
- AIOMFAC calc. LLE composition



initial weighting of dataset:
 $w^{init}(0486) = 0.800$
 dataset contribution to F_{obj} :
 $fval(0486) = 1.2208E+00$
 rel. contribution = 0.5805 %

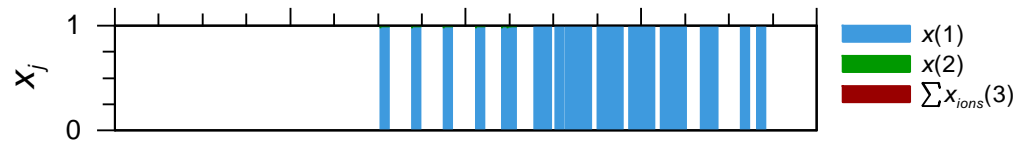
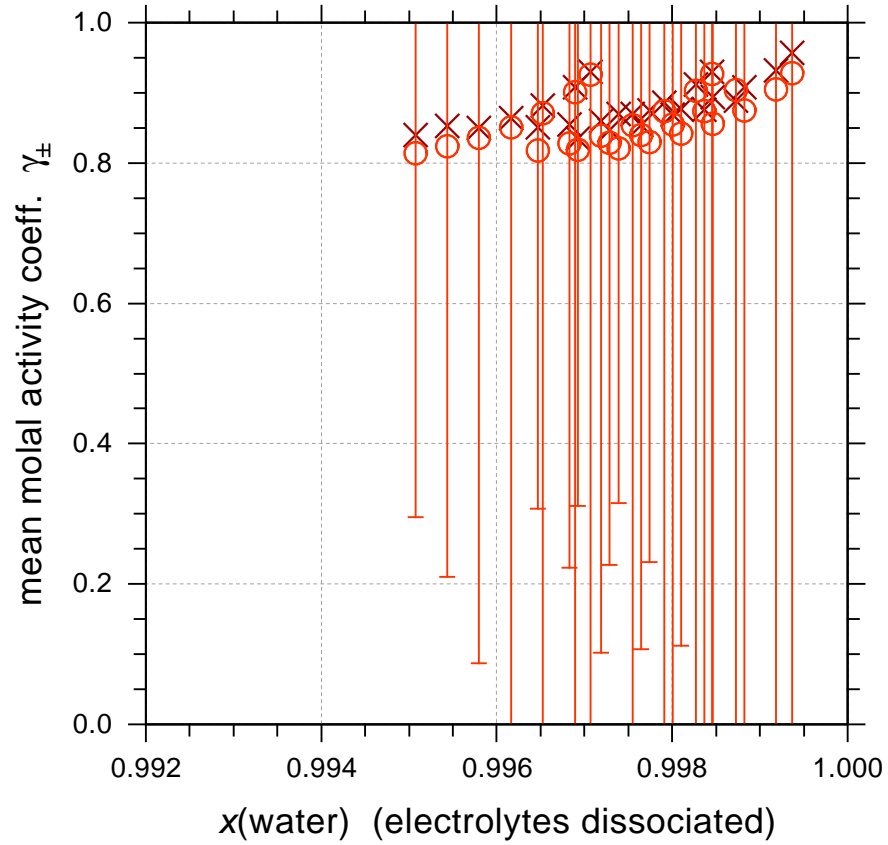
Fig. S0411 (AIOMFAC_output_1030)

H₂O (1) + Phenol (2) + HCl (3)

Temperature: 298 K

left y-axis:

- × HCl+Phenol+Water_EMF_Sadek
- AIOMFAC mean molal activity coeff. γ_{\pm}



initial weighting of dataset:
 $w^{init}(1030) = 2.000$
dataset contribution to F_{obj} :
 $fval(1030) = 4.5069E-03$
rel. contribution = 0.0021 %

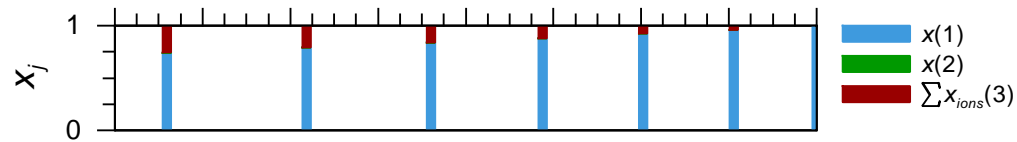
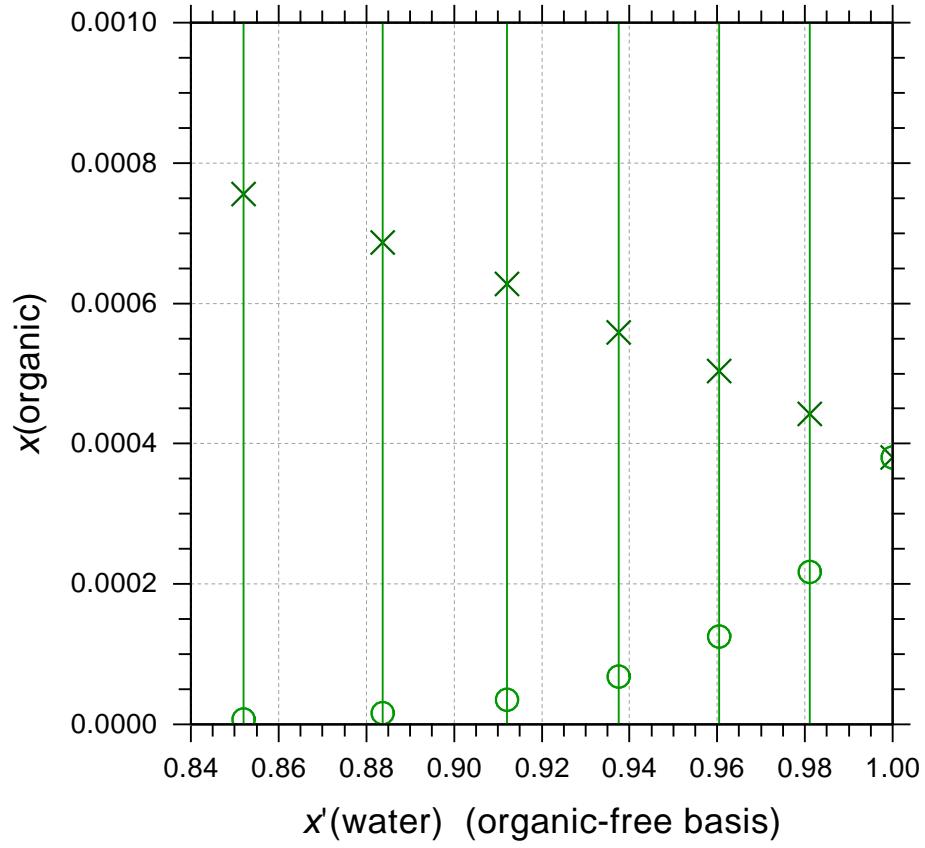
Fig. S0412 (AIOMFAC_output_0489)

H₂O (1) + Benzene (2) + HNO₃ (3)

Temperature: 295 K

left y-axis:

- × HNO₃+Benzene+Water_Solubility_Hanson
- AIOMFAC calc. SLE composition



initial weighting of dataset:
 $w^{init}(0489) = 0.500$
 dataset contribution to F_{obj} :
 $fval(0489) = 7.9080E-03$
 rel. contribution = 0.0038 %

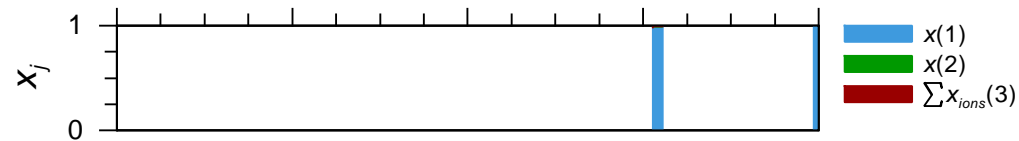
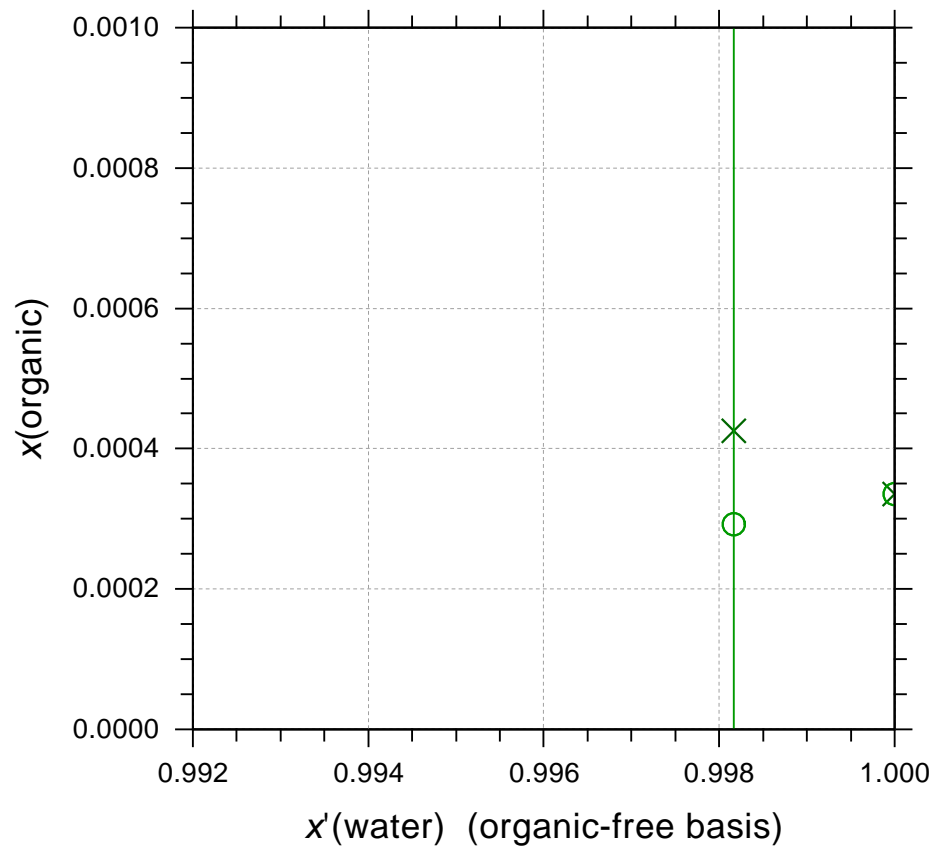
Fig. S0413 (AIOMFAC_output_0494)

H₂O (1) + 2-Hydroxybenzoic_acid (2) + K₂SO₄ (3)

Temperature: 298 K

left y-axis:

- × K2SO4+2-HydroxybenzoicAcid+Water_SLE_Sugunan
- AIOMFAC calc. SLE composition



initial weighting of dataset:
 $w^{init}(0494) = 1.000$
dataset contribution to F_{obj} :
 $fval(0494) = 1.6504E-04$
rel. contribution = 0.0001 %

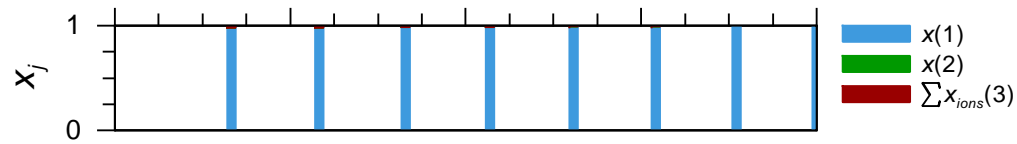
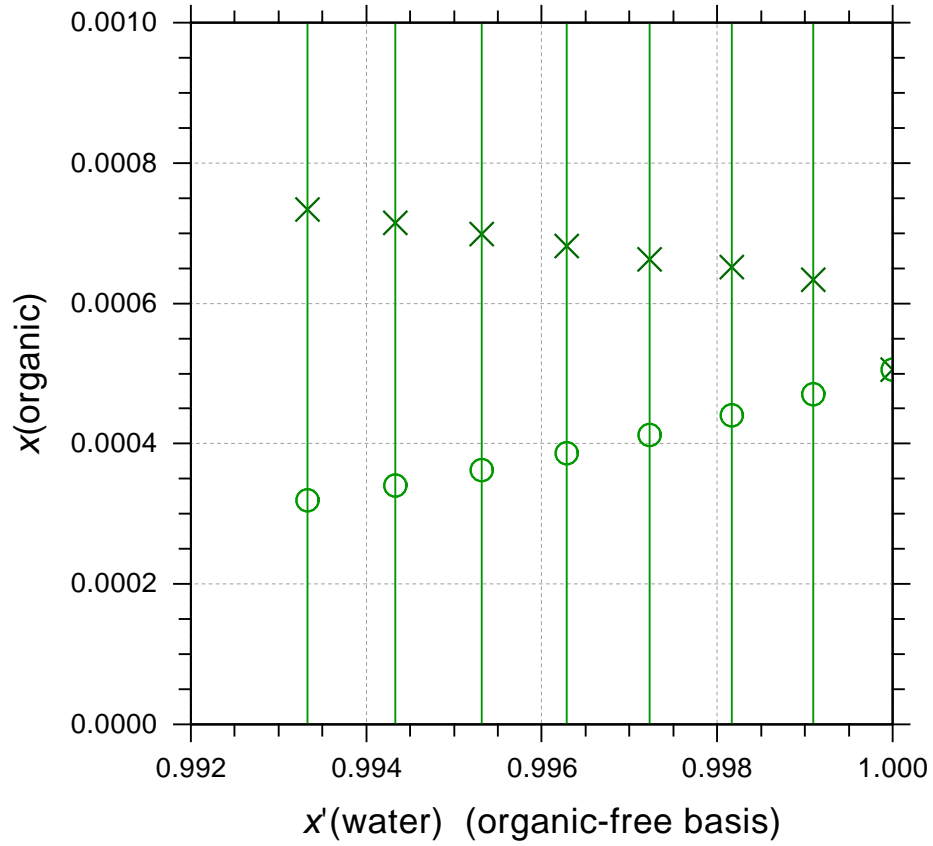
Fig. S0414 (AIOMFAC_output_0499)

H₂O (1) + 2-Hydroxybenzoic_acid (2) + K₂SO₄ (3)

Temperature: 308 K

left y-axis:

- × K2SO4+2-HydroxybenzoicAcid+Water_SLE_308K_Sugunan
- AIOMFAC calc. SLE composition



initial weighting of dataset:

$$w^{init}(0499) = 0.500$$

dataset contribution to F_{obj} :

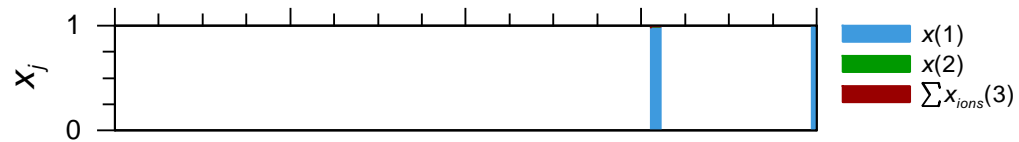
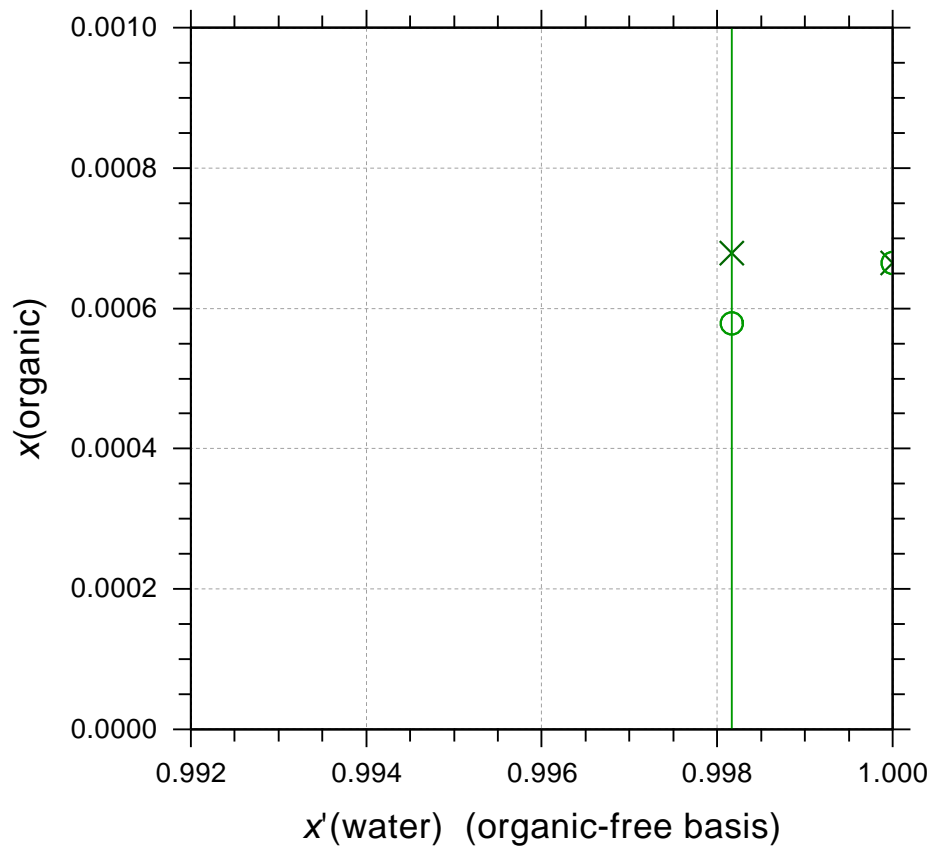
$$fval(0499) = 2.8249E-03$$

rel. contribution = 0.0013 %

Fig. S0415 (AIOMFAC_output_0904)

H₂O (1) + 4-Hydroxybenzoic_acid (2) + K₂SO₄ (3)

Temperature: 298 K



left y-axis:

- × K₂SO₄+4-HydroxybenzoicAcid+Water_SLE_Sugunan
- AIOMFAC calc. SLE composition

initial weighting of dataset:
 $w^{\text{init}}(0904) = 1.000$
dataset contribution to F_{obj} :
 $\text{fval}(0904) = 8.9220\text{E-}05$
rel. contribution = 0.0000 %

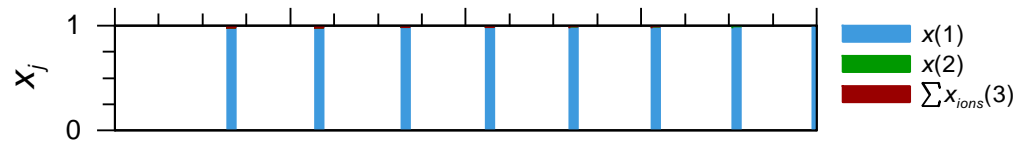
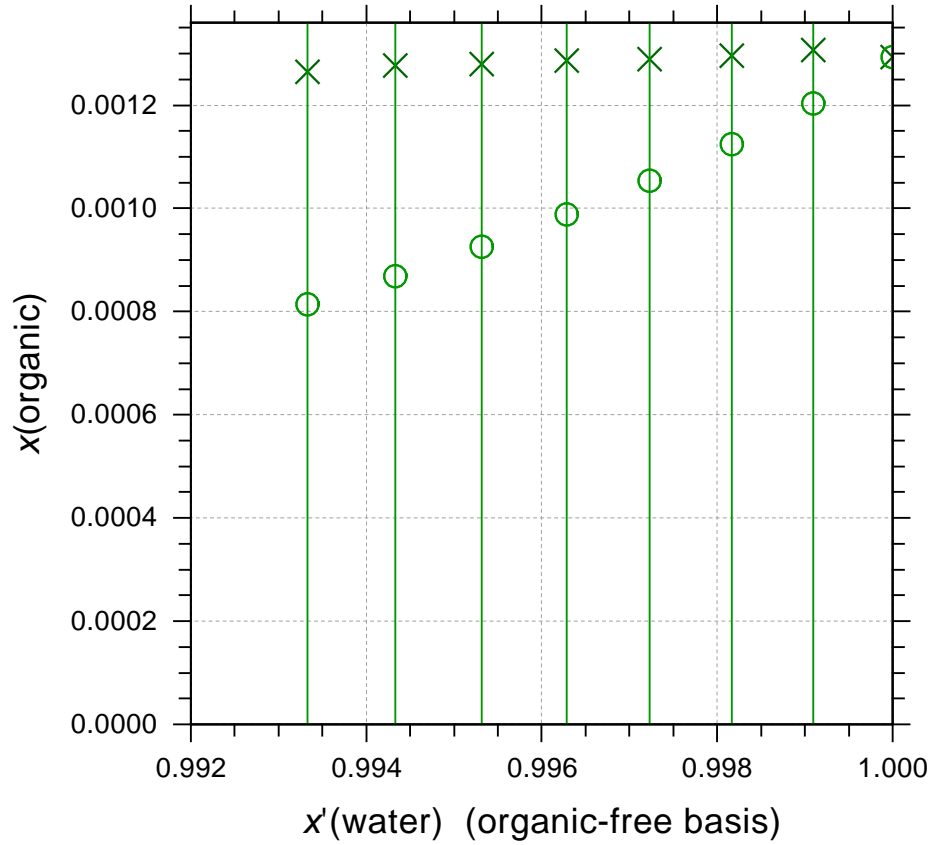
Fig. S0416 (AIOMFAC_output_0908)

H₂O (1) + 4-Hydroxybenzoic_acid (2) + K₂SO₄ (3)

Temperature: 308 K

left y-axis:

- × K2SO4+4-HydroxybenzoicAcid+Water_SLE_308K_Sugunan
- AIOMFAC calc. SLE composition



initial weighting of dataset:

$$w^{init}(0908) = 0.200$$

dataset contribution to F_{obj} :

$$fval(0908) = 1.0692E-03$$

$$rel. contribution = 0.0005 \%$$

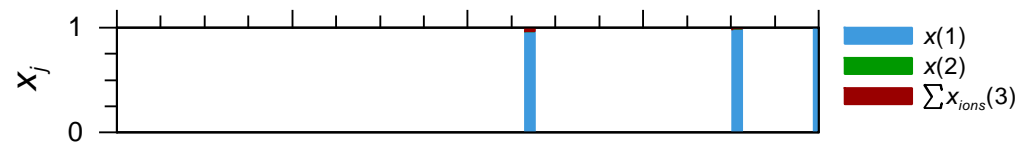
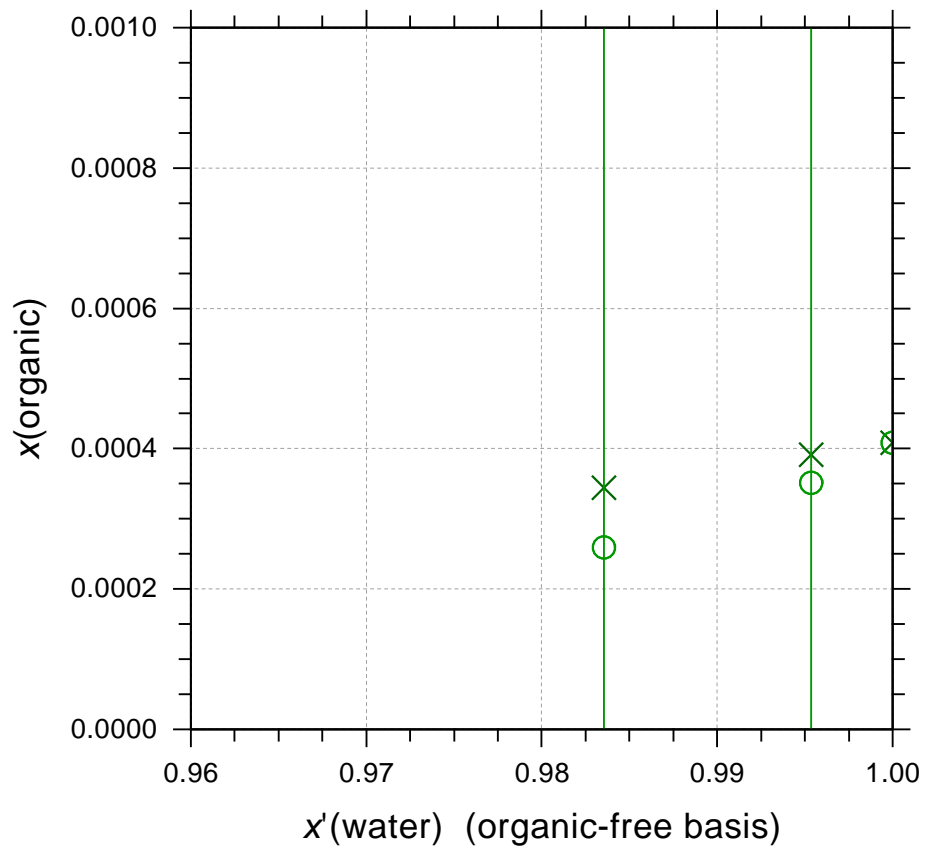
Fig. S0417 (AIOMFAC_output_0468)

H₂O (1) + Benzene (2) + KBr (3)

Temperature: 298 K

left y-axis:

- × KBr+Benzene+Water_Solubility_McDevit
- AIOMFAC calc. SLE composition



initial weighting of dataset:
 $w^{init}(0468) = 1.000$
dataset contribution to F_{obj} :
 $fval(0468) = 8.1909E-05$
rel. contribution = 0.0000 %

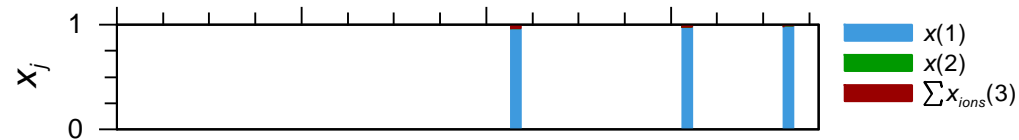
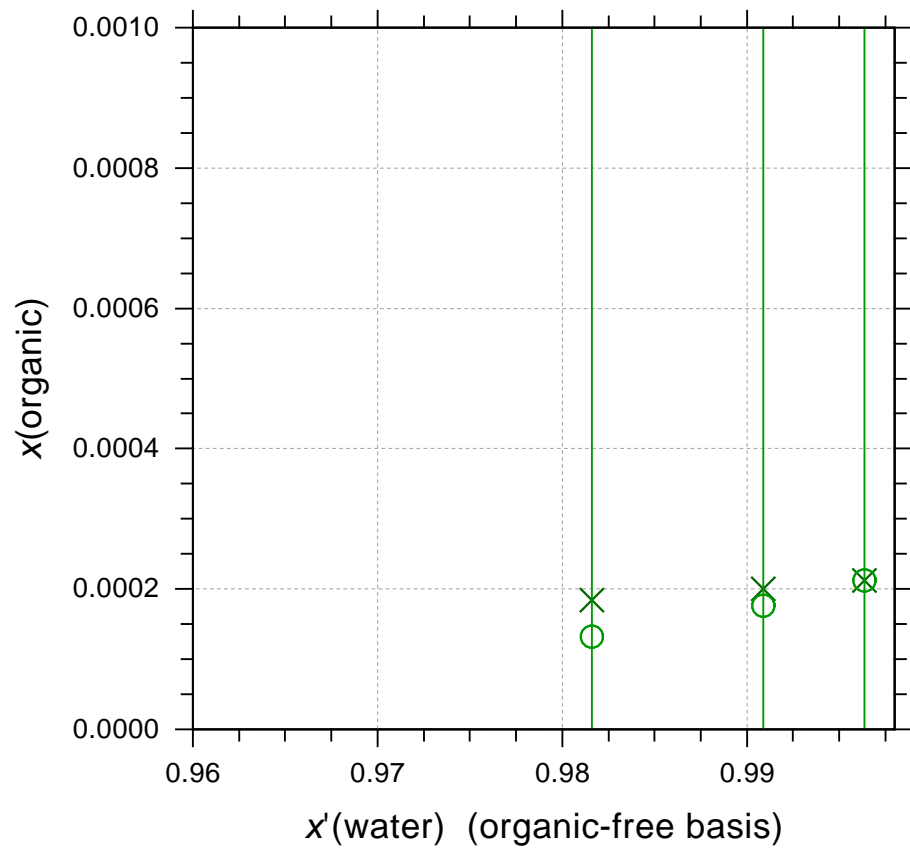
Fig. S0418 (AIOMFAC_output_0477)

H₂O (1) + 2-Hydroxybenzoic_acid (2) + KBr (3)

Temperature: 298 K

left y-axis:

- × KBr+2-HydroxybenzoicAcid+Water_SLE_Osol
- AIOMFAC calc. SLE composition

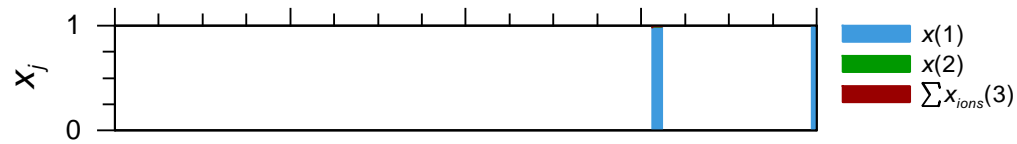
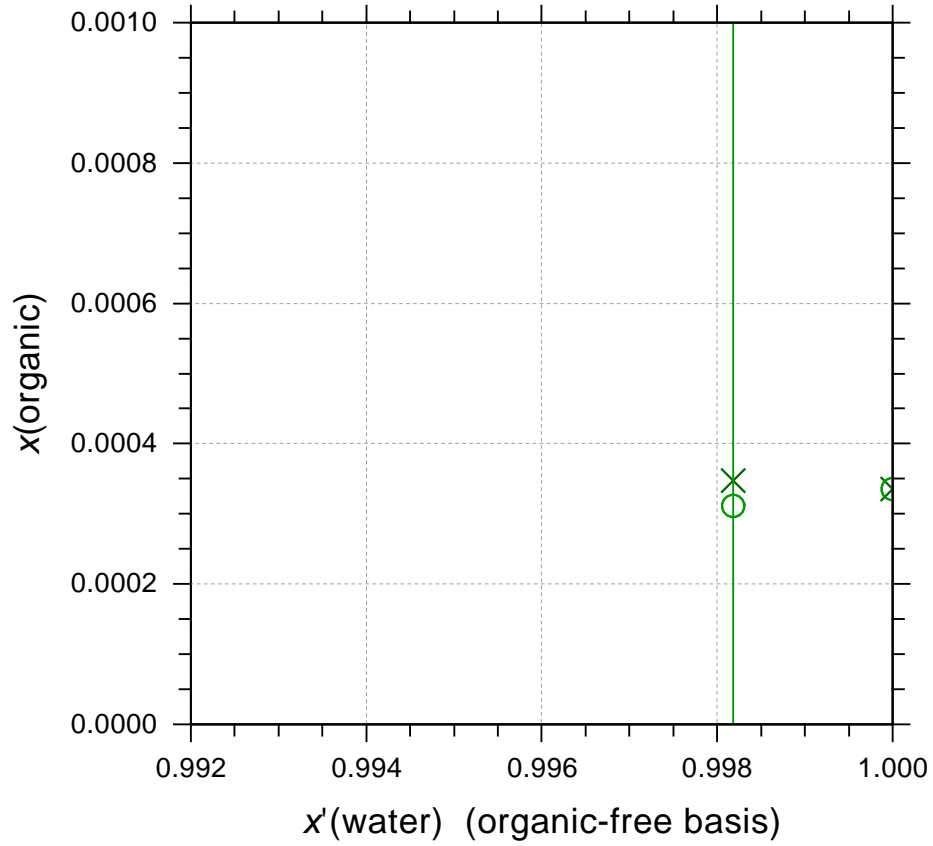


initial weighting of dataset:
 $w^{\text{init}}(0477) = 1.000$
dataset contribution to F_{obj} :
 $f_{\text{val}}(0477) = 3.1734\text{E-}05$
rel. contribution = 0.0000 %

Fig. S0419 (AIOMFAC_output_0492)

H₂O (1) + 2-Hydroxybenzoic_acid (2) + KBr (3)

Temperature: 298 K



left y-axis:

- × KBr+2-HydroxybenzoicAcid+Water_SLE_Sugunan
- AIOMFAC calc. SLE composition

initial weighting of dataset:
 $w^{init}(0492) = 1.000$
dataset contribution to F_{obj} :
 $fval(0492) = 1.2188E-05$
rel. contribution = 0.0000 %

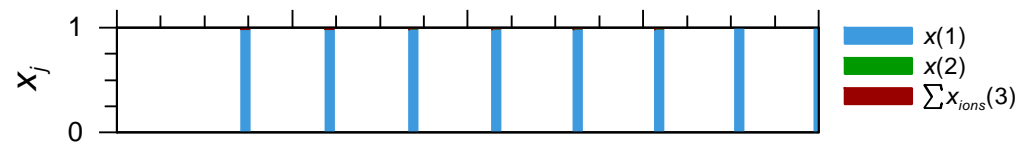
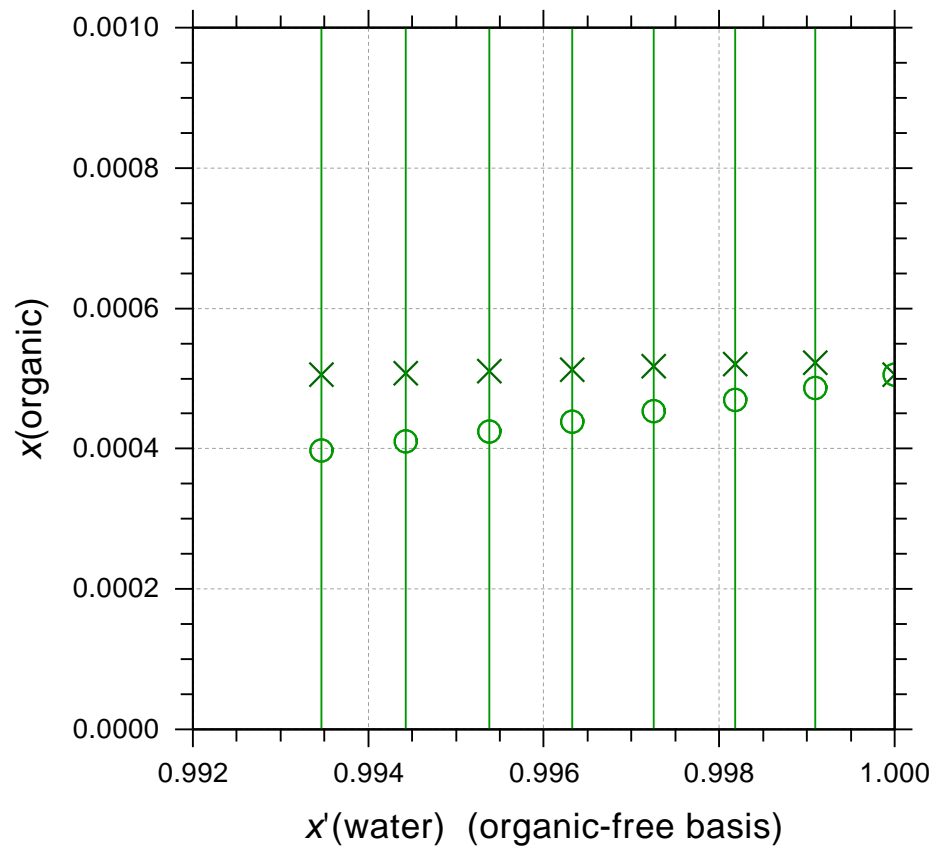
Fig. S0420 (AIOMFAC_output_0497)

H₂O (1) + 2-Hydroxybenzoic_acid (2) + KBr (3)

Temperature: 308 K

left y-axis:

- × KBr+2-HydroxybenzoicAcid+Water_SLE_308K_Sugunan
- AIOMFAC calc. SLE composition



initial weighting of dataset:
 $w^{init}(0497) = 0.500$
dataset contribution to F_{obj} :
 $fval(0497) = 1.9020E-04$
rel. contribution = 0.0001 %

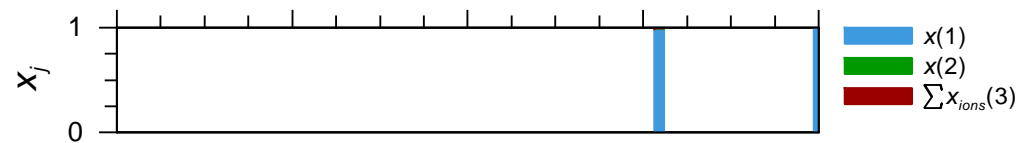
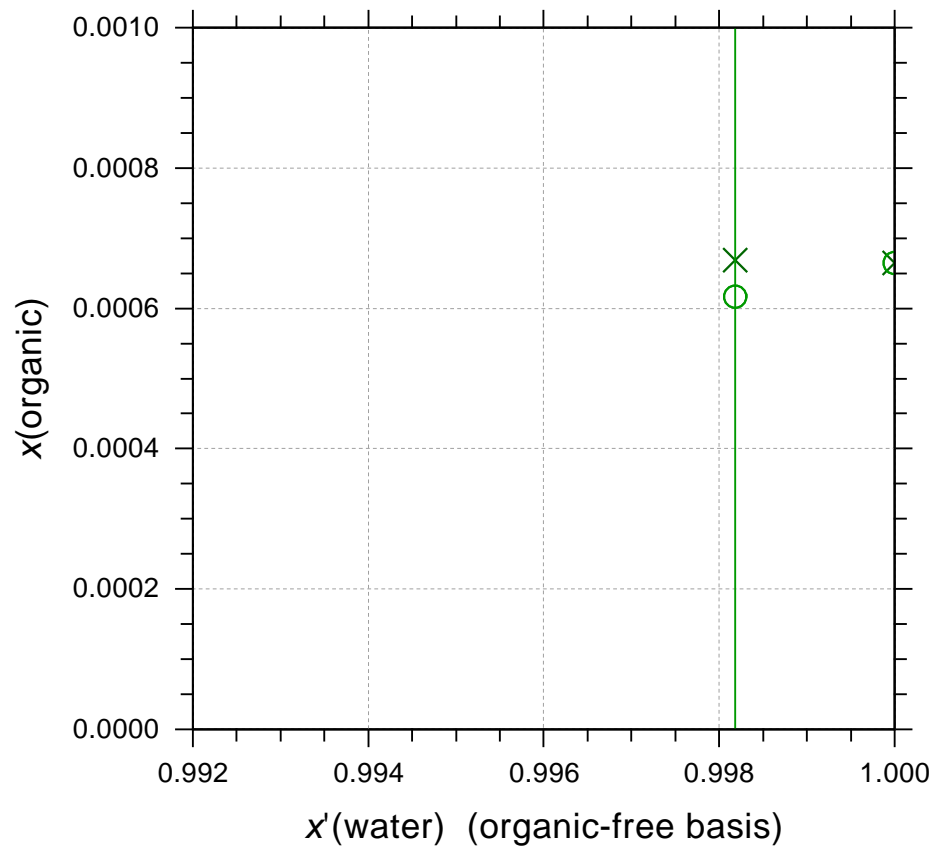
Fig. S0421 (AIOMFAC_output_0903)

H₂O (1) + 4-Hydroxybenzoic_acid (2) + KBr (3)

Temperature: 298 K

left y-axis:

- × KBr+4-HydroxybenzoicAcid+Water_SLE_Sugunan
- AIOMFAC calc. SLE composition



initial weighting of dataset:
 $w^{\text{init}}(0903) = 1.000$
dataset contribution to F_{obj} :
 $\text{fval}(0903) = 2.3031\text{E-}05$
rel. contribution = 0.0000 %

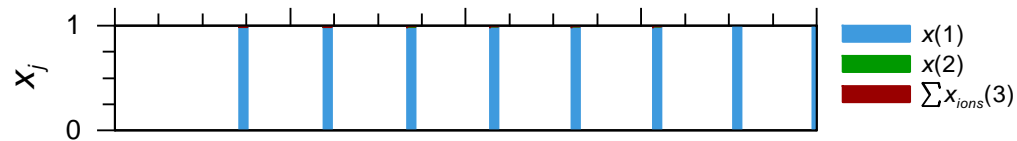
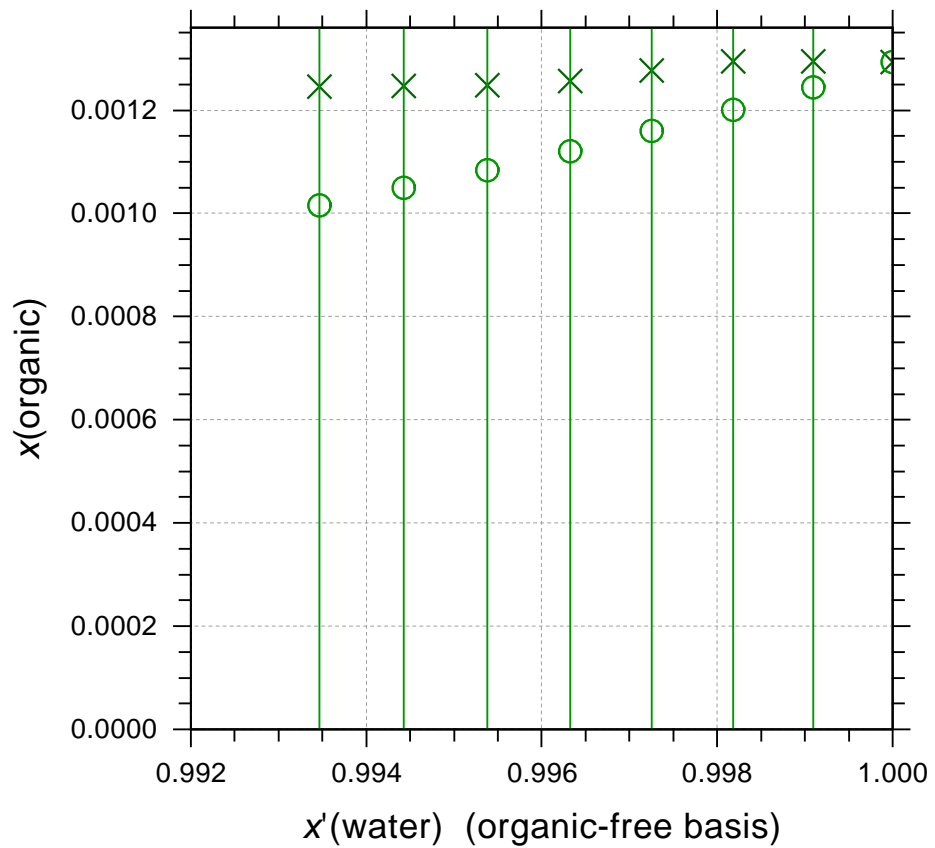
Fig. S0422 (AIOMFAC_output_0907)

H₂O (1) + 4-Hydroxybenzoic_acid (2) + KBr (3)

Temperature: 308 K

left y-axis:

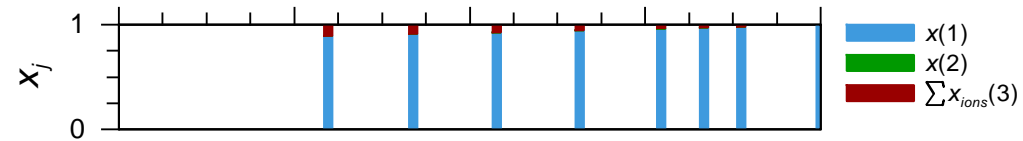
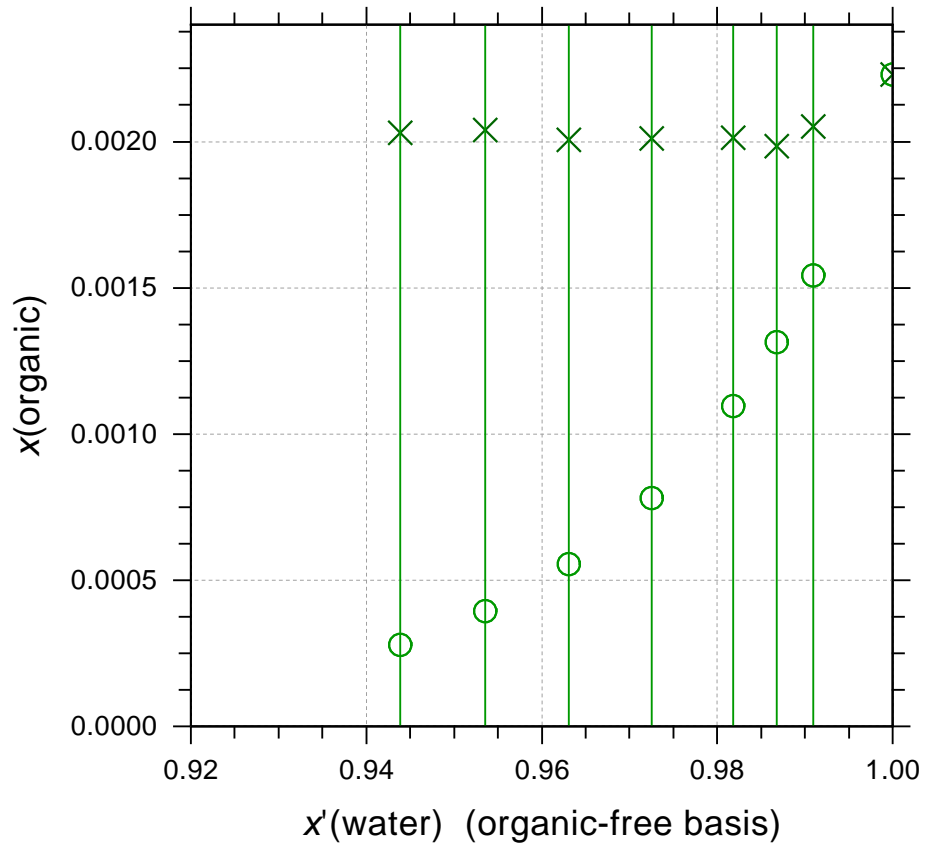
- × KBr+4-HydroxybenzoicAcid+Water_SLE_308K_Sugunan
- AIOMFAC calc. SLE composition



initial weighting of dataset:
 $w^{init}(0907) = 0.500$
dataset contribution to F_{obj} :
 $fval(0907) = 6.4150E-04$
rel. contribution = 0.0003 %

Fig. S0423 (AIOMFAC_output_0445)
 H₂O (1) + Protocatechuic_acid (2) + KCl (3)
 Temperature: 298 K

left y-axis:
 × KCl+ProtocatechuicAcid+Water_SLE_Noubigh
 ○ AIOMFAC calc. SLE composition



initial weighting of dataset:
 $w^{init}(0445) = 1.000$
 dataset contribution to F_{obj} :
 $fval(0445) = 7.5824E-02$
 rel. contribution = 0.0361 %

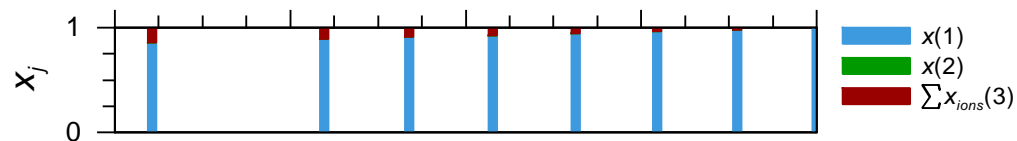
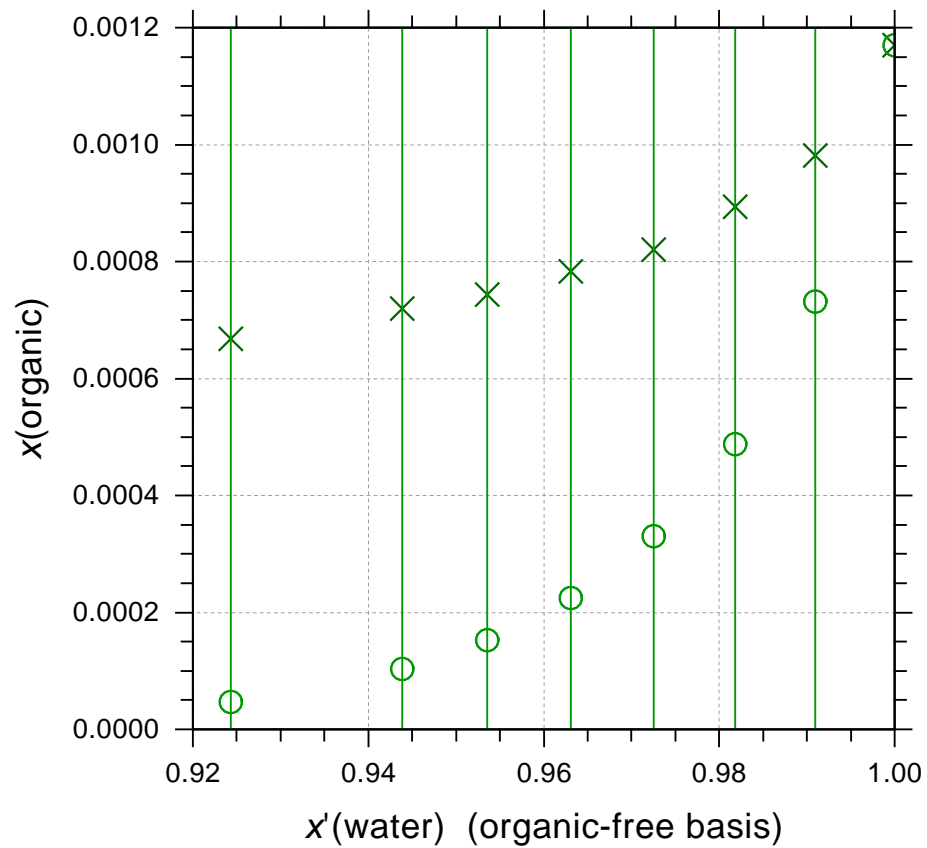
Fig. S0424 (AIOMFAC_output_0448)

H₂O (1) + Vanillin (2) + KCl (3)

Temperature: 298 K

left y-axis:

- × KCl+Vanillin+Water_SLE_Noubigh
- AIOMFAC calc. SLE composition



initial weighting of dataset:
 $w^{\text{init}}(0448) = 1.000$
dataset contribution to F_{obj} :
 $f_{\text{val}}(0448) = 1.6363\text{E-}02$
rel. contribution = 0.0078 %

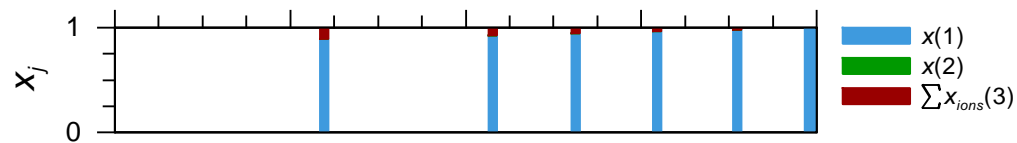
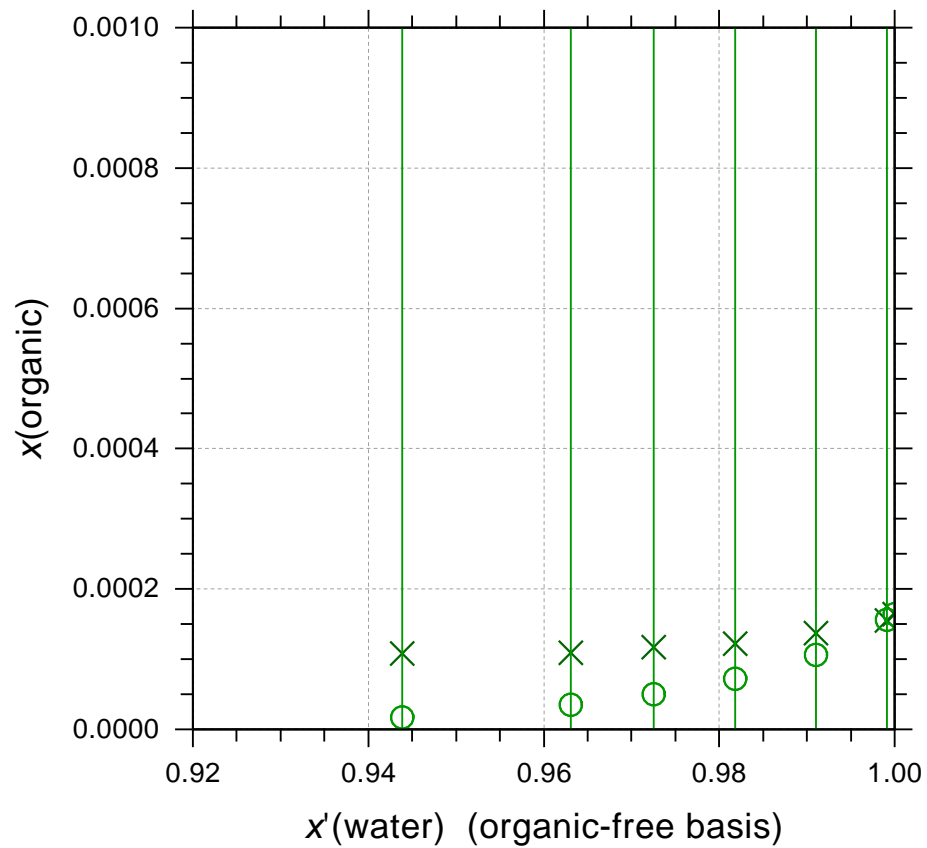
Fig. S0425 (AIOMFAC_output_0451)

H₂O (1) + Vanillic_acid (2) + KCl (3)

Temperature: 298 K

left y-axis:

- × KCl+VanillicAcid+Water_SLE_Noubigh
- AIOMFAC calc. SLE composition



initial weighting of dataset:
 $w^{\text{init}}(0451) = 1.000$
dataset contribution to F_{obj} :
 $f_{\text{val}}(0451) = 2.1353\text{E-}04$
rel. contribution = 0.0001 %

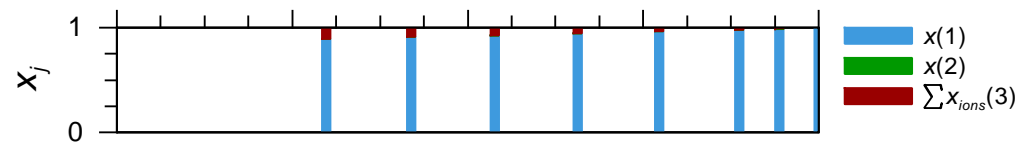
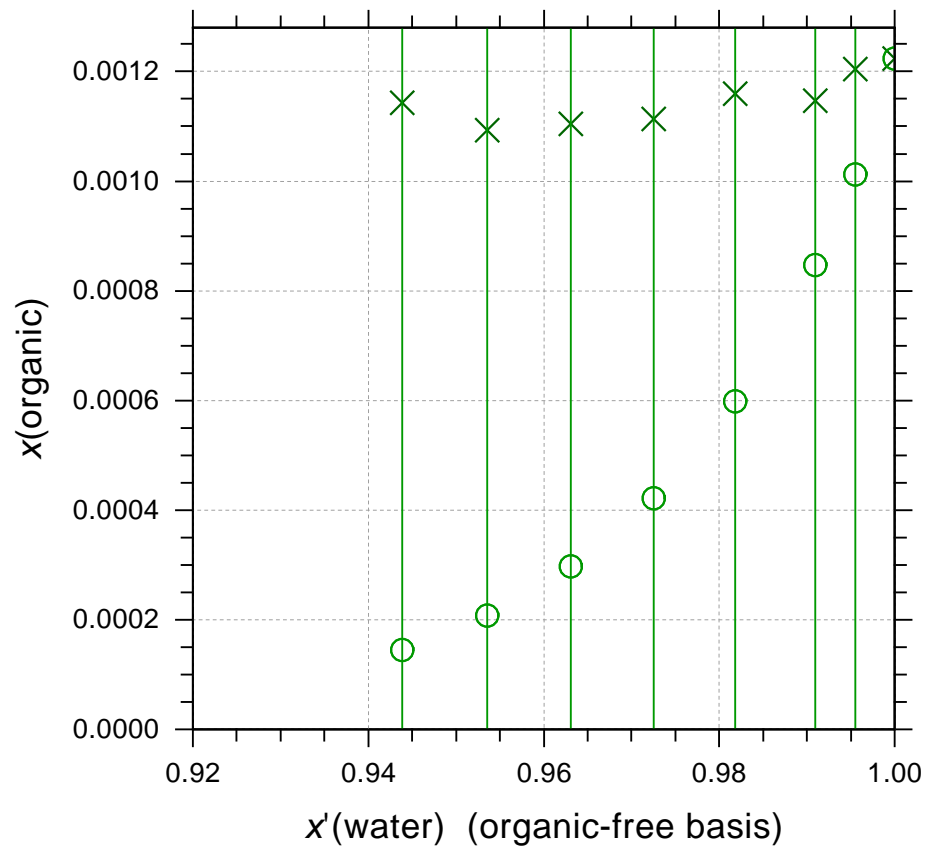
Fig. S0426 (AIOMFAC_output_0454)

H₂O (1) + Gallic_acid (2) + KCl (3)

Temperature: 298 K

left y-axis:

- × KCl+GallicAcid+Water_SLE_Noubigh
- AIOMFAC calc. SLE composition



initial weighting of dataset:
 $w^{init}(0454) = 1.000$
dataset contribution to F_{obj} :
 $fval(0454) = 2.7099E-02$
rel. contribution = 0.0129 %

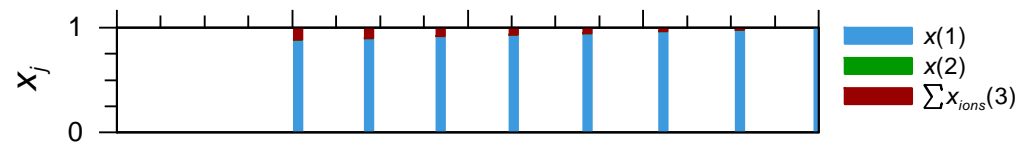
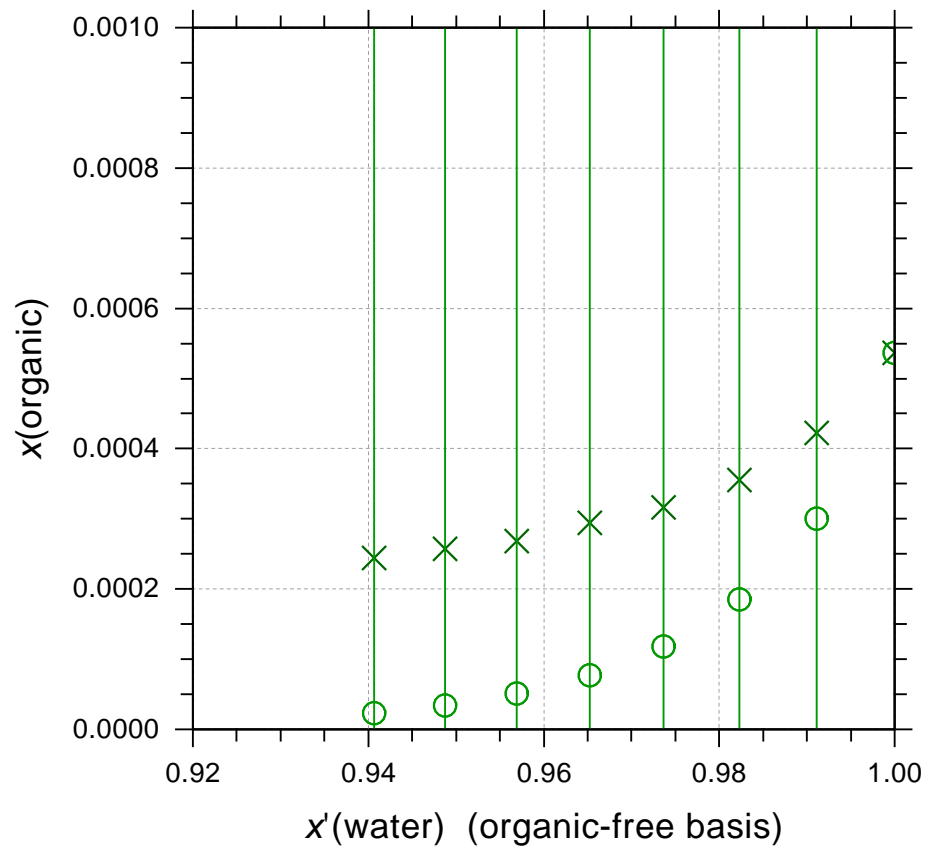
Fig. S0427 (AIOMFAC_output_0457)

H₂O (1) + Ferulic_acid (2) + KCl (3)

Temperature: 298 K

left y-axis:

- × KCl+FerulicAcid+Water_SLE_Noubigh
- AIOMFAC calc. SLE composition



initial weighting of dataset:
 $w^{\text{init}}(0457) = 1.000$
dataset contribution to F_{obj} :
 $f_{\text{val}}(0457) = 2.5980\text{E-}03$
rel. contribution = 0.0012 %

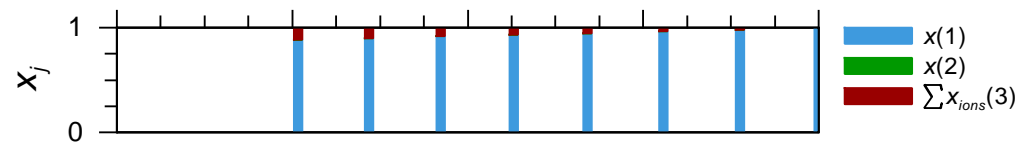
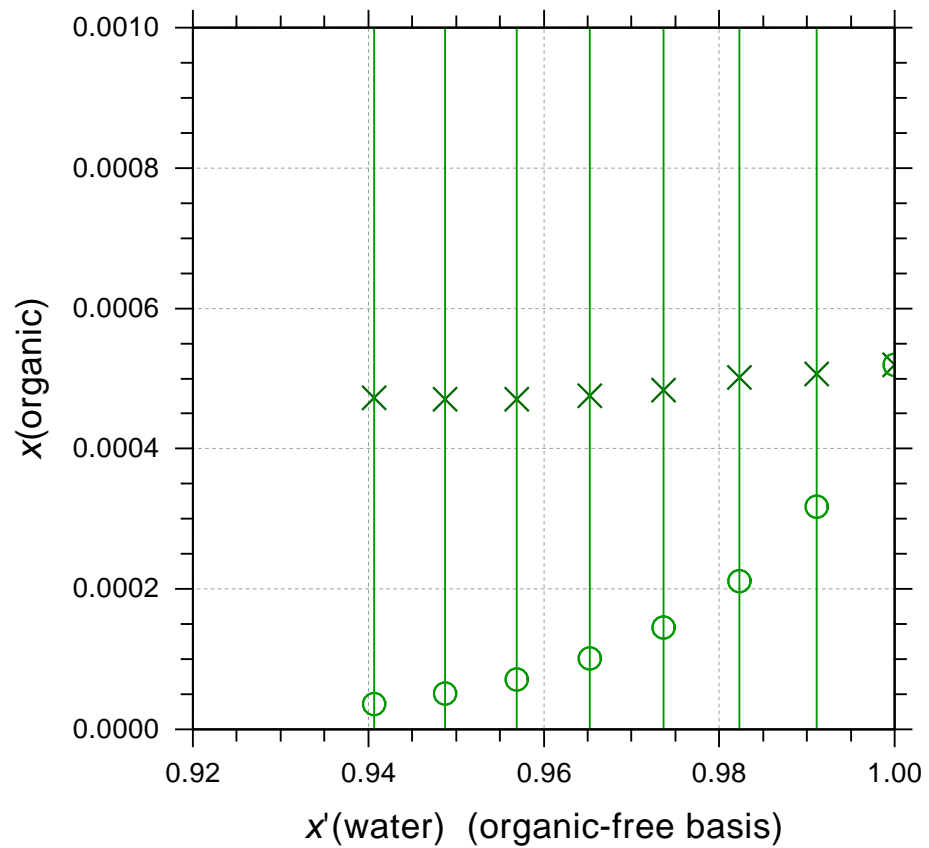
Fig. S0428 (AIOMFAC_output_0460)

H₂O (1) + Syringic_acid (2) + KCl (3)

Temperature: 298 K

left y-axis:

- × KCl+SyringicAcid+Water_SLE_Noubigh
- AIOMFAC calc. SLE composition



initial weighting of dataset:
 $w^{\text{init}}(0460) = 1.000$
dataset contribution to F_{obj} :
 $f_{\text{val}}(0460) = 8.1902\text{E-}03$
rel. contribution = 0.0039 %

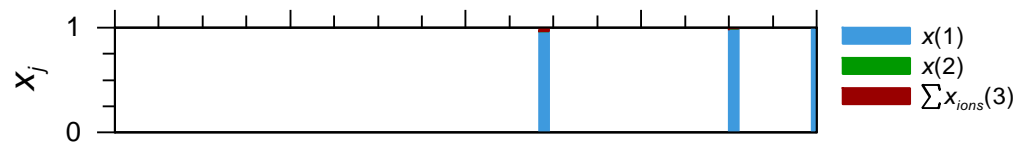
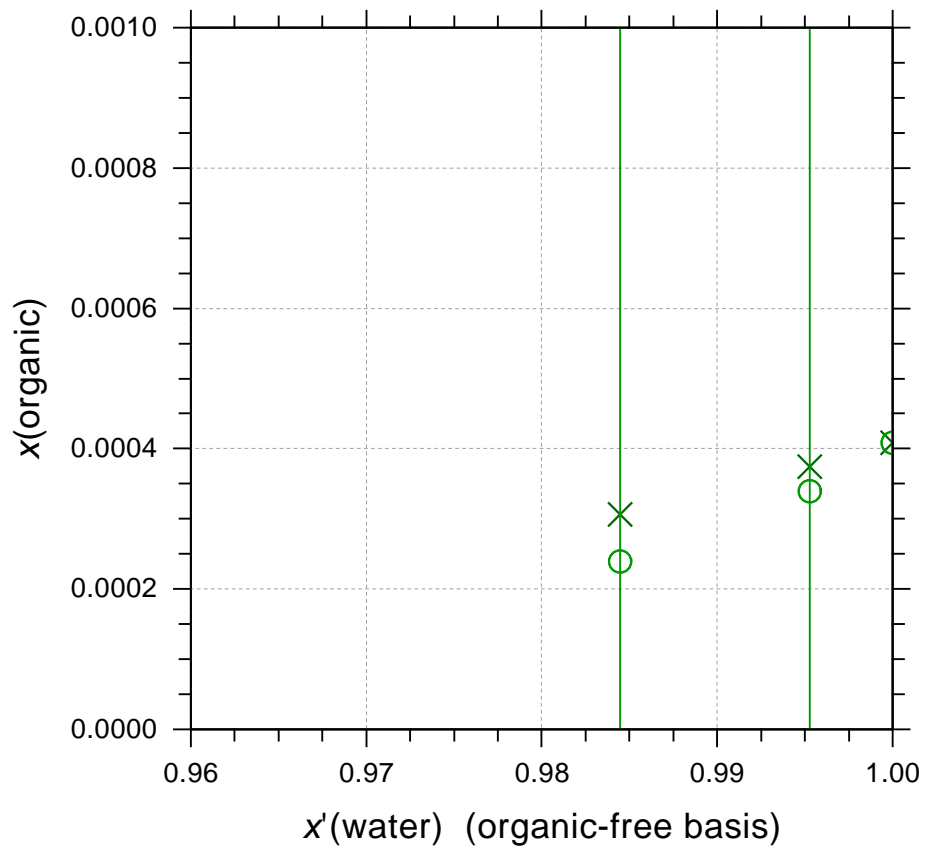
Fig. S0429 (AIOMFAC_output_0467)

H₂O (1) + Benzene (2) + KCl (3)

Temperature: 298 K

left y-axis:

- × KCl+Benzene+Water_Solubility_McDevit
- AIOMFAC calc. SLE composition



initial weighting of dataset:
 $w^{\text{init}}(0467) = 1.000$
dataset contribution to F_{obj} :
 $f_{\text{val}}(0467) = 5.3692\text{E-}05$
rel. contribution = 0.0000 %

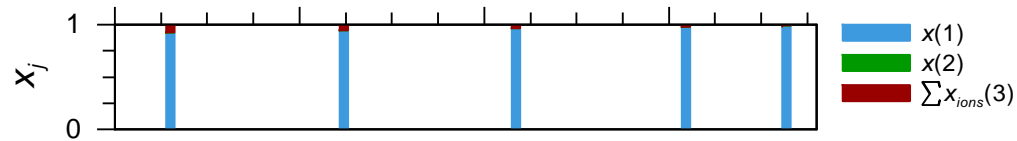
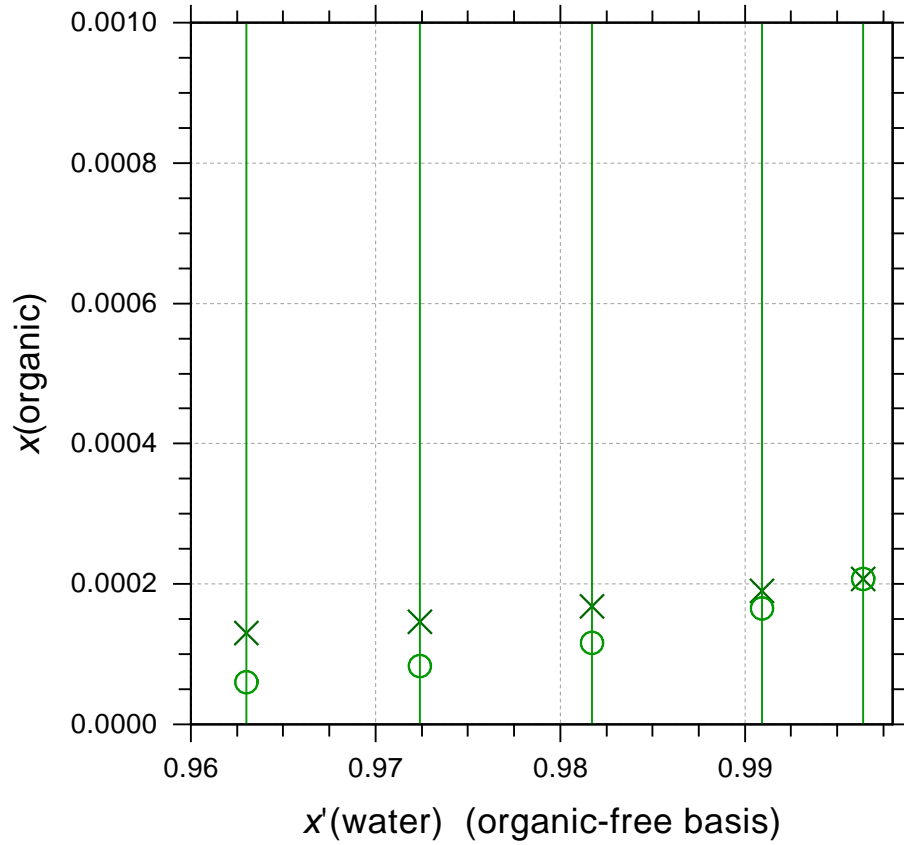
Fig. S0430 (AIOMFAC_output_0472)

H₂O (1) + 2-Hydroxybenzoic_acid (2) + KCl (3)

Temperature: 298 K

left y-axis:

- × KCl+2-HydroxybenzoicAcid+Water_SLE_Osol
- AIOMFAC calc. SLE composition



initial weighting of dataset:
 $w^{init}(0472) = 1.000$
dataset contribution to F_{obj} :
 $fval(0472) = 1.1964E-04$
rel. contribution = 0.0001 %

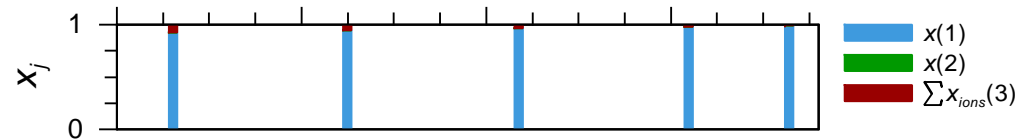
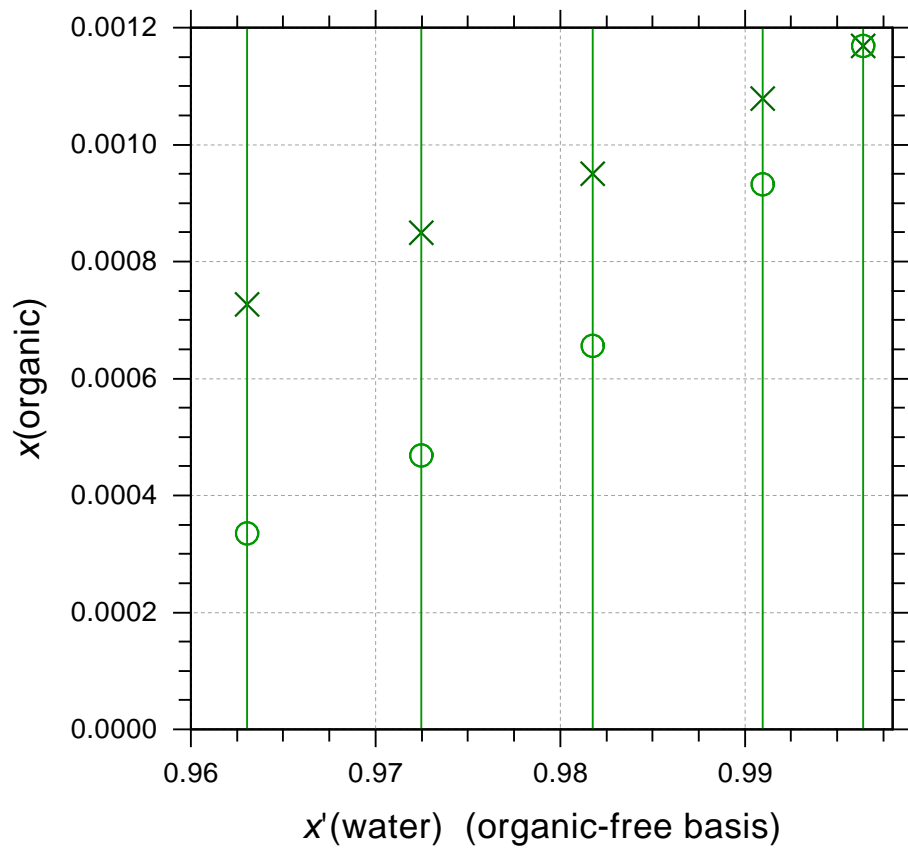
Fig. S0431 (AIOMFAC_output_0473)

H₂O (1) + 3-Hydroxybenzoic_acid (2) + KCl (3)

Temperature: 298 K

left y-axis:

- × KCl+3-HydroxybenzoicAcid+Water_SLE_Osol
- AIOMFAC calc. SLE composition



initial weighting of dataset:
 $w^{init}(0473) = 1.000$
 dataset contribution to F_{obj} :
 $fval(0473) = 3.4574E-03$
 rel. contribution = 0.0016 %

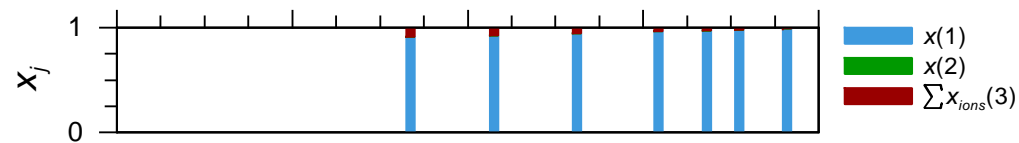
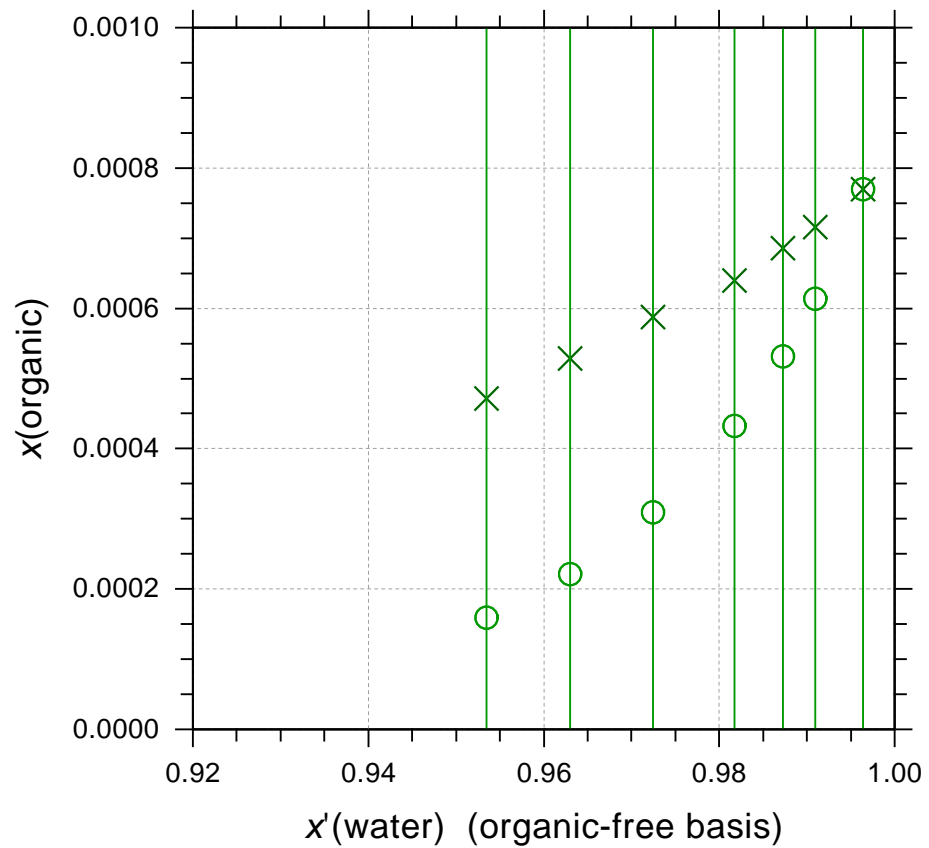
Fig. S0432 (AIOMFAC_output_0474)

H₂O (1) + 4-Hydroxybenzoic_acid (2) + KCl (3)

Temperature: 298 K

left y-axis:

- × KCl+4-HydroxybenzoicAcid+Water_SLE_Osol
- AIOMFAC calc. SLE composition

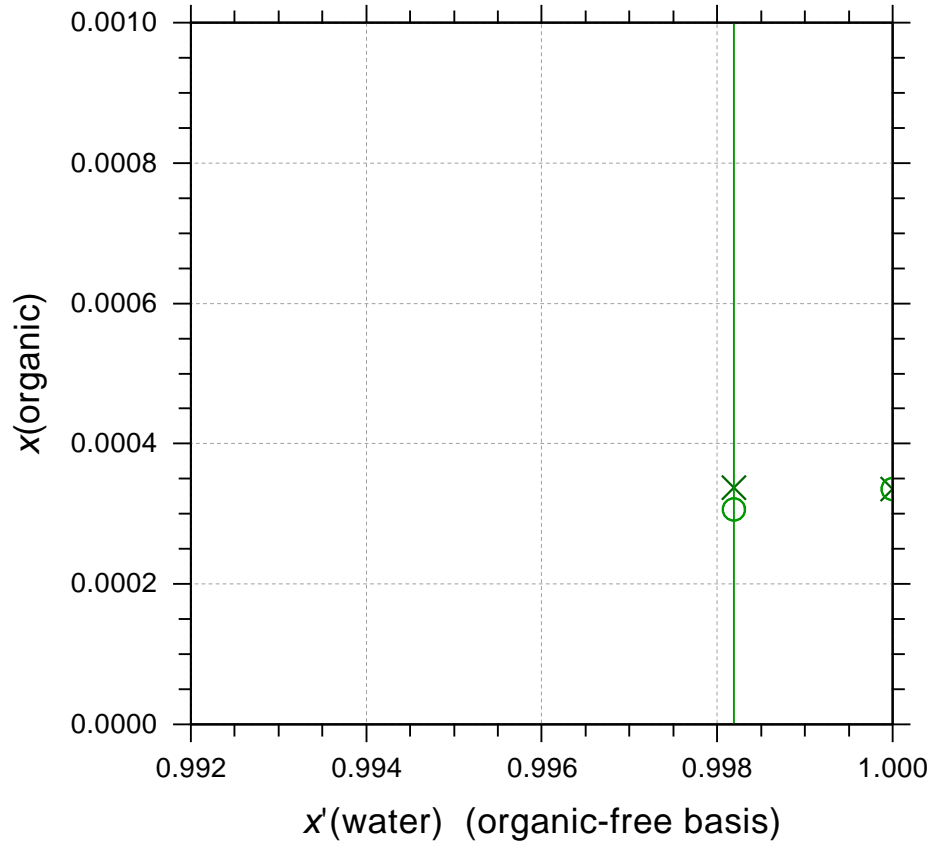


initial weighting of dataset:
 $w^{init}(0474) = 1.000$
 dataset contribution to F_{obj} :
 $fval(0474) = 3.1128E-03$
 rel. contribution = 0.0015 %

Fig. S0433 (AIOMFAC_output_0491)

H₂O (1) + 2-Hydroxybenzoic_acid (2) + KCl (3)

Temperature: 298 K



left y-axis:

- × KCl+2-HydroxybenzoicAcid+Water_SLE_Sugunan
- AIOMFAC calc. SLE composition

initial weighting of dataset:
 $w^{init}(0491) = 1.000$
dataset contribution to F_{obj} :
 $fval(0491) = 8.7889E-06$
rel. contribution = 0.0000 %

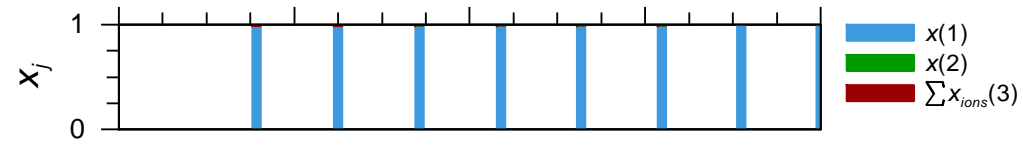
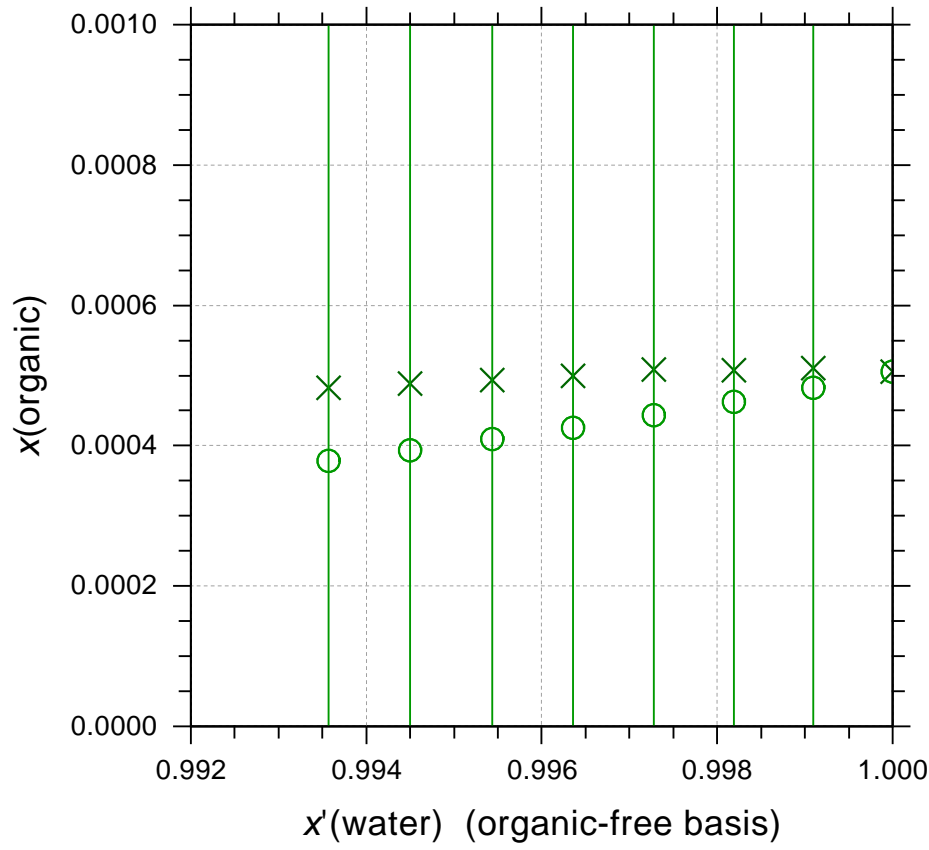
Fig. S0434 (AIOMFAC_output_0496)

H₂O (1) + 2-Hydroxybenzoic_acid (2) + KCl (3)

Temperature: 308 K

left y-axis:

- × KCl+2-HydroxybenzoicAcid+Water_SLE_308K_Sugunan
- AIOMFAC calc. SLE composition

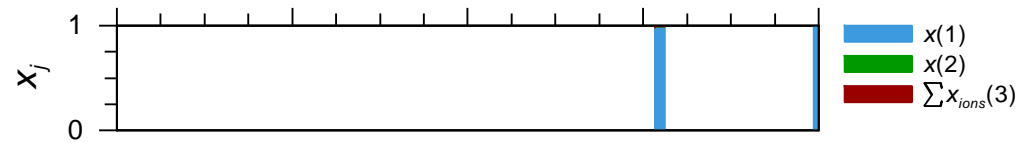
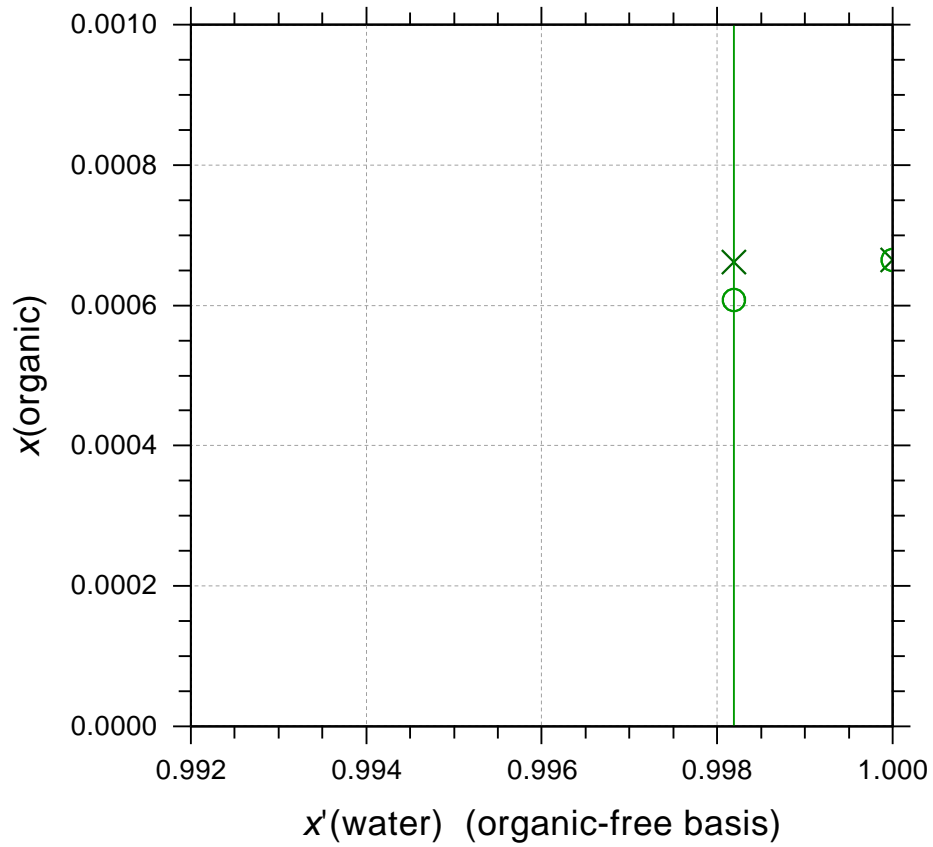


initial weighting of dataset:
 $w^{init}(0496) = 0.500$
dataset contribution to F_{obj} :
 $fval(0496) = 1.7907E-04$
rel. contribution = 0.0001 %

Fig. S0435 (AIOMFAC_output_0902)

H₂O (1) + 4-Hydroxybenzoic_acid (2) + KCl (3)

Temperature: 298 K



left y-axis:

- × KCl+4-HydroxybenzoicAcid+Water_SLE_Sugunan
- AIOMFAC calc. SLE composition

initial weighting of dataset:
 $w^{init}(0902) = 1.000$
dataset contribution to F_{obj} :
 $fval(0902) = 2.5389E-05$
rel. contribution = 0.0000 %

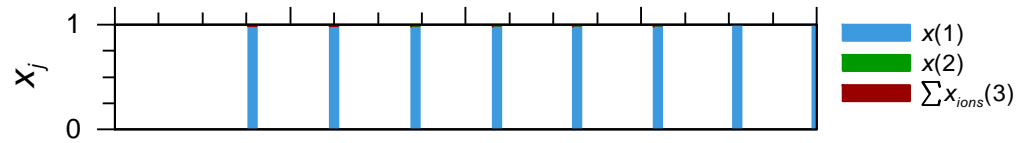
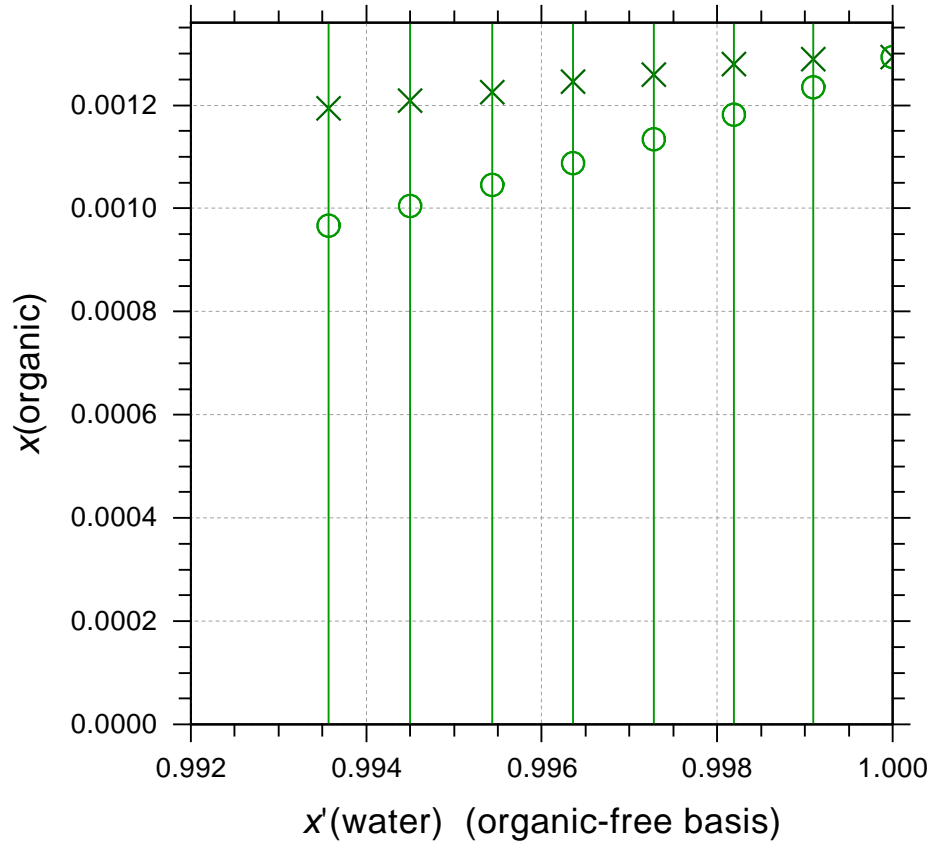
Fig. S0436 (AIOMFAC_output_0906)

H₂O (1) + 4-Hydroxybenzoic_acid (2) + KCl (3)

Temperature: 308 K

left y-axis:

- × KCl+4-HydroxybenzoicAcid+Water_SLE_308K_Sugunan
- AIOMFAC calc. SLE composition

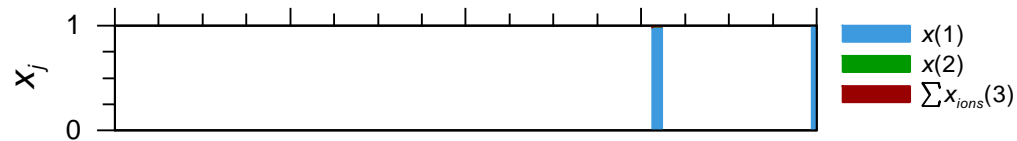
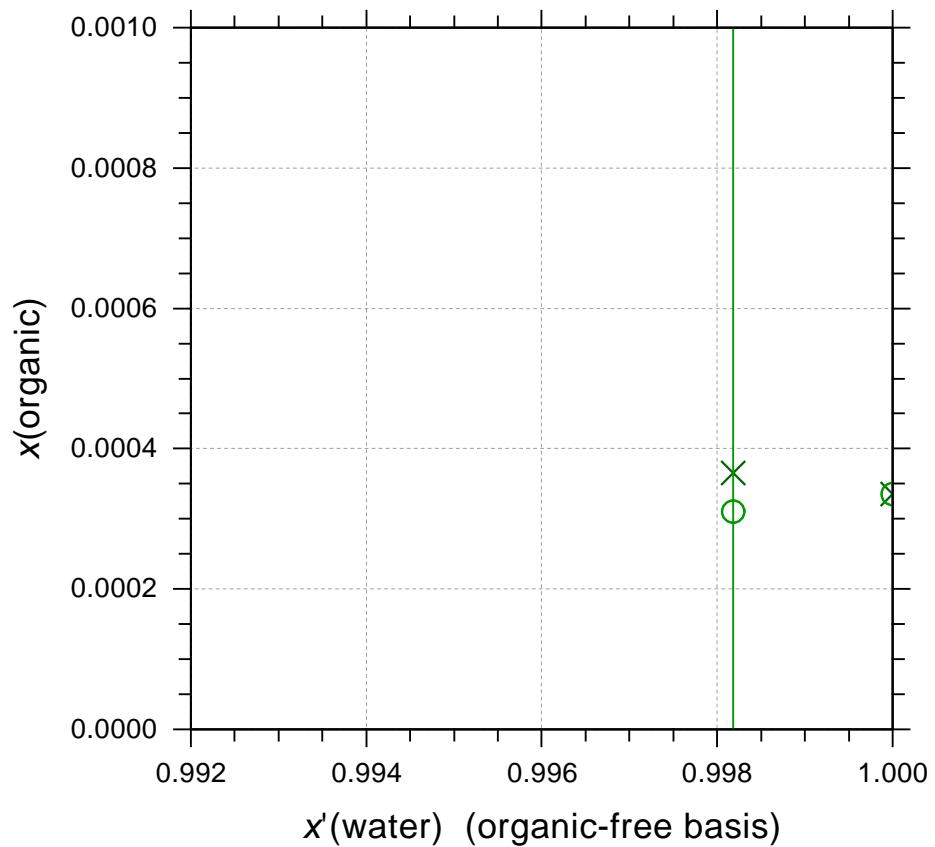


initial weighting of dataset:
 $w^{init}(0906) = 0.500$
 dataset contribution to F_{obj} :
 $fval(0906) = 7.0663E-04$
 rel. contribution = 0.0003 %

Fig. S0437 (AIOMFAC_output_0493)
 H_2O (1) + 2-Hydroxybenzoic_acid (2) + KNO_3 (3)
 Temperature: 298 K

left y-axis:

- × KNO_3 +2-HydroxybenzoicAcid+Water_SLE_Sugunan
- AIOMFAC calc. SLE composition



initial weighting of dataset:
 $w^{\text{init}}(0493) = 1.000$
 dataset contribution to F_{obj} :
 $\text{fval}(0493) = 2.7986\text{E-}05$
 rel. contribution = 0.0000 %

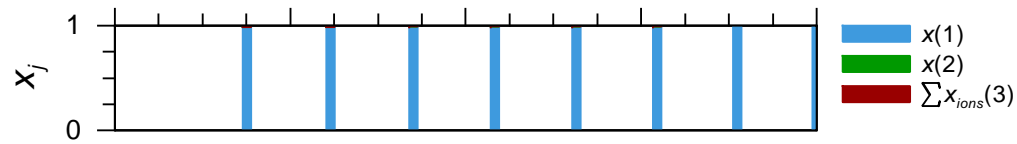
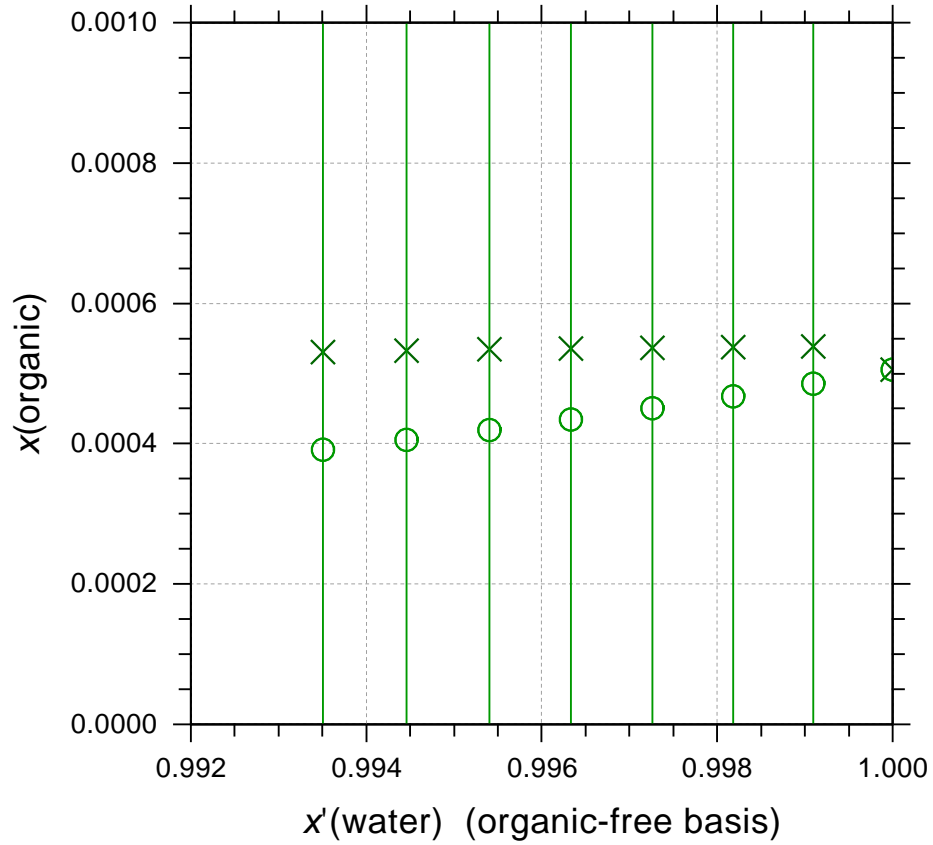
Fig. S0438 (AIOMFAC_output_0498)

H₂O (1) + 2-Hydroxybenzoic_acid (2) + KNO₃ (3)

Temperature: 308 K

left y-axis:

- × KNO₃+2-HydroxybenzoicAcid+Water_SLE_308K_Sugunan
- AIOMFAC calc. SLE composition



initial weighting of dataset:

$$w^{init}(0498) = 0.500$$

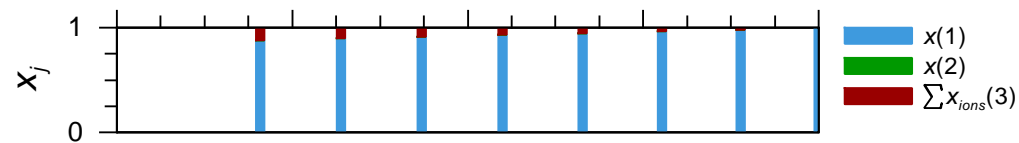
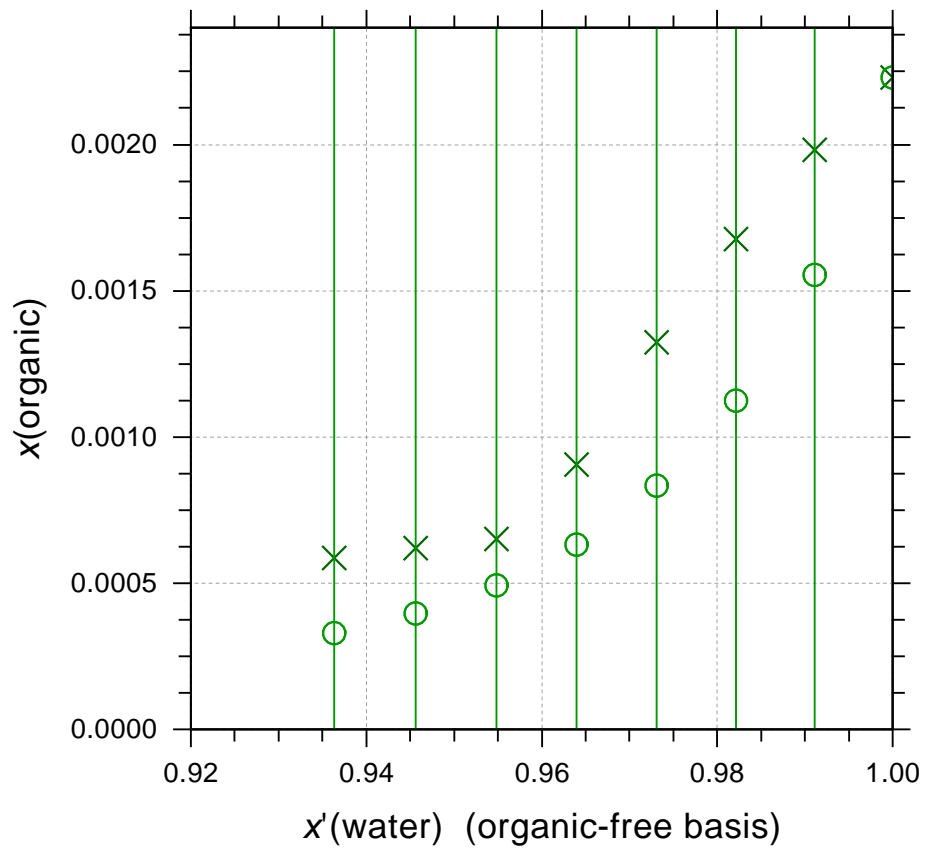
dataset contribution to F_{obj} :

$$fval(0498) = 3.3287E-04$$

rel. contribution = 0.0002 %

Fig. S0439 (AIOMFAC_output_0447)
 H₂O (1) + Protocatechuic_acid (2) + LiCl (3)
 Temperature: 298 K

left y-axis:
 × LiCl+ProtocatechuicAcid+Water_SLE_Noubigh
 ○ AIOMFAC calc. SLE composition



initial weighting of dataset:
 $w^{\text{init}}(0447) = 1.000$
 dataset contribution to F_{obj} :
 $\text{fval}(0447) = 7.2814\text{E-}03$
 rel. contribution = 0.0035 %

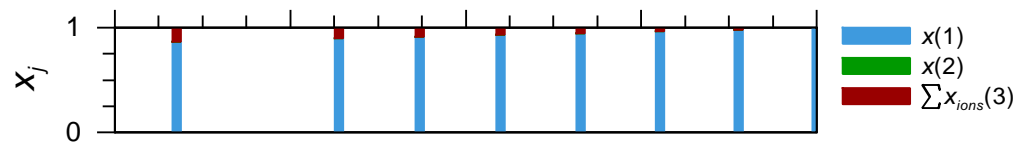
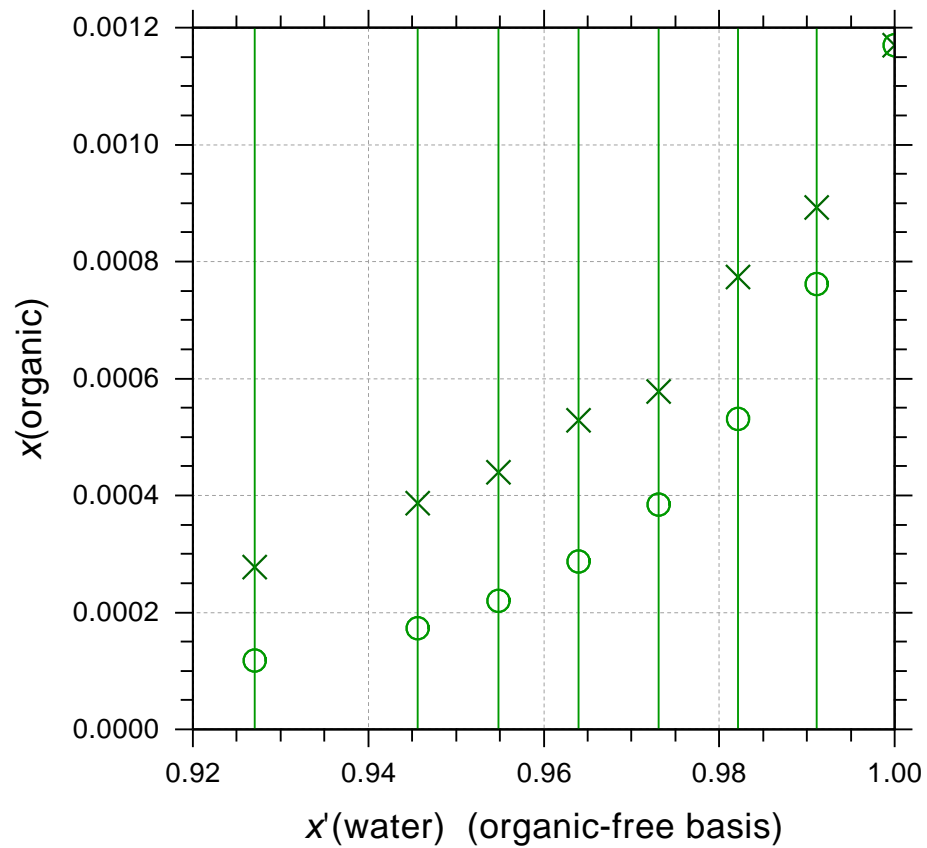
Fig. S0440 (AIOMFAC_output_0450)

H₂O (1) + Vanillin (2) + LiCl (3)

Temperature: 298 K

left y-axis:

- × LiCl+Vanillin+Water_SLE_Noubigh
- AIOMFAC calc. SLE composition



initial weighting of dataset:
 $w^{init}(0450) = 1.000$
dataset contribution to F_{obj} :
 $fval(0450) = 2.6254E-03$
rel. contribution = 0.0012 %

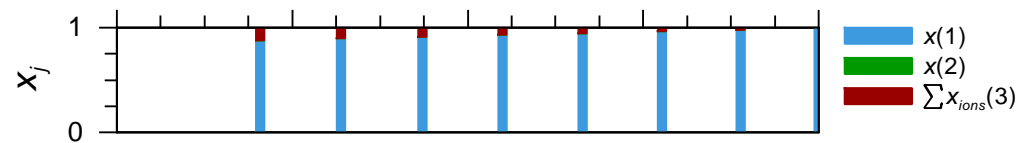
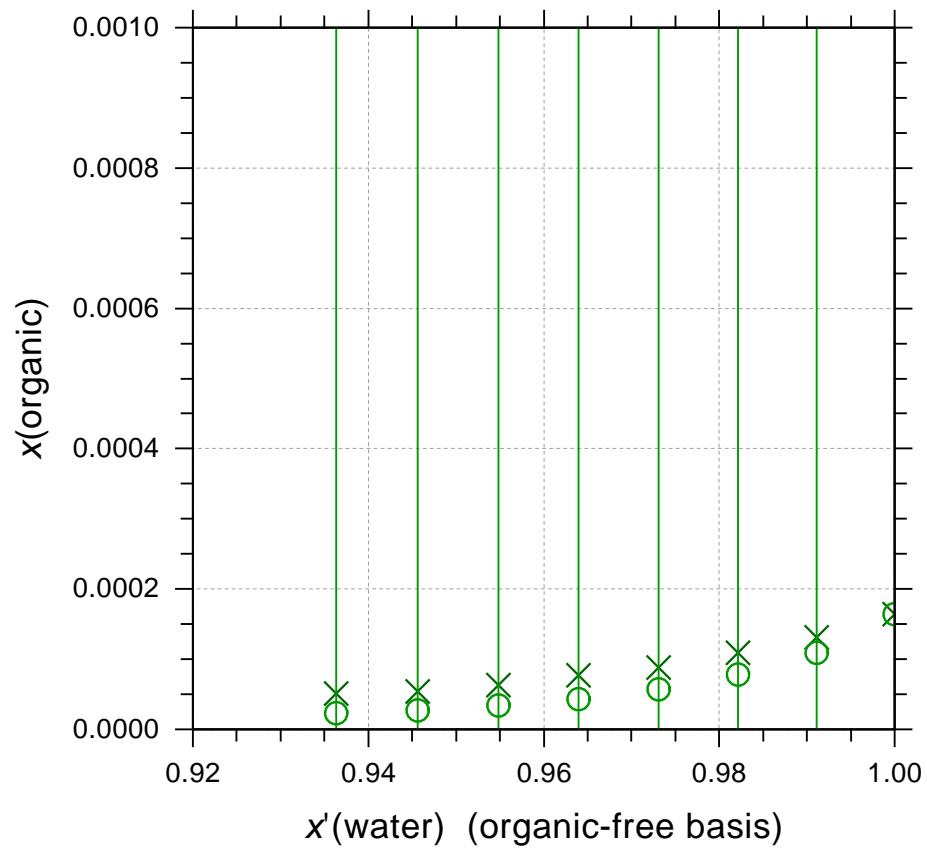
Fig. S0441 (AIOMFAC_output_0453)

H₂O (1) + Vanillic_acid (2) + LiCl (3)

Temperature: 298 K

left y-axis:

- × LiCl+VanillicAcid+Water_SLE_Noubigh
- AIOMFAC calc. SLE composition



initial weighting of dataset:
 $w^{\text{init}}(0453) = 1.000$
dataset contribution to F_{obj} :
 $f_{\text{val}}(0453) = 5.7967\text{E-}05$
rel. contribution = 0.0000 %

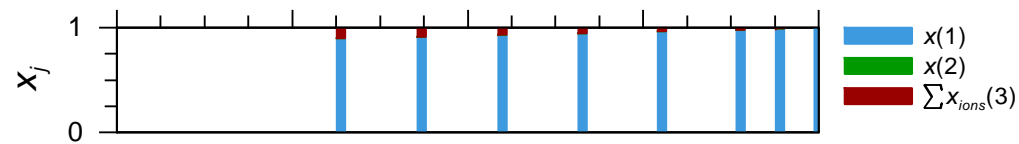
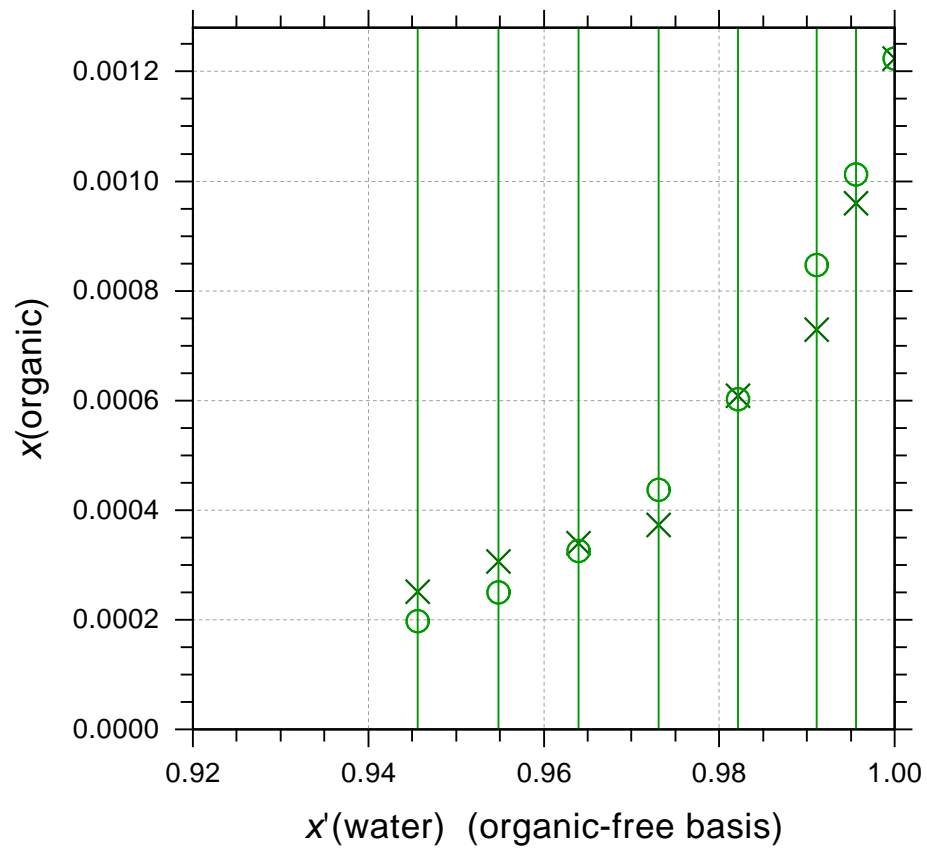
Fig. S0442 (AIOMFAC_output_0456)

H₂O (1) + Gallic_acid (2) + LiCl (3)

Temperature: 298 K

left y-axis:

- × LiCl+GallicAcid+Water_SLE_Noubigh
- AIOMFAC calc. SLE composition



initial weighting of dataset:
 $w^{init}(0456) = 1.000$
dataset contribution to F_{obj} :
 $fval(0456) = 2.4113E-04$
rel. contribution = 0.0001 %

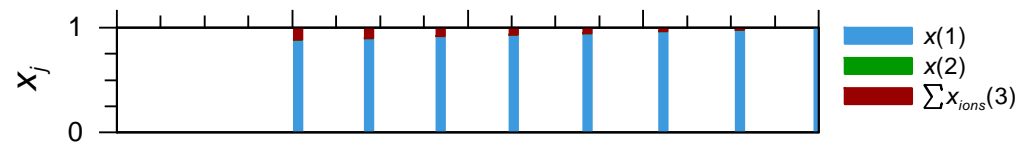
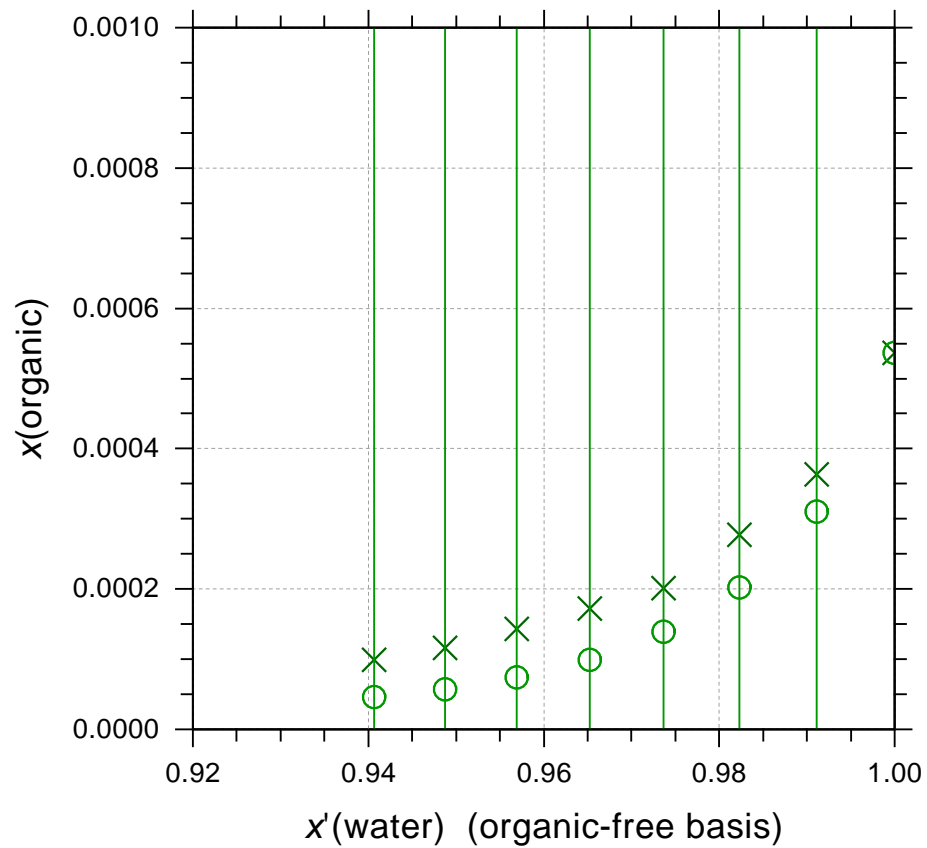
Fig. S0443 (AIOMFAC_output_0459)

H₂O (1) + Ferulic_acid (2) + LiCl (3)

Temperature: 298 K

left y-axis:

- × LiCl+FerulicAcid+Water_SLE_Noubigh
- AIOMFAC calc. SLE composition



initial weighting of dataset:
 $w^{init}(0459) = 1.000$
dataset contribution to F_{obj} :
 $fval(0459) = 2.7437E-04$
rel. contribution = 0.0001 %

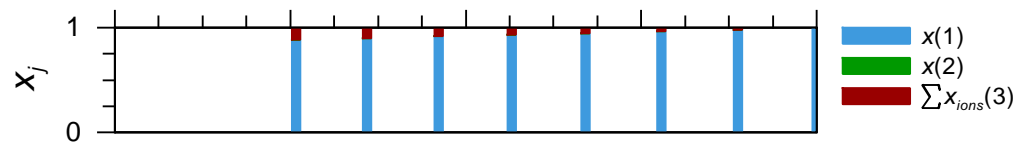
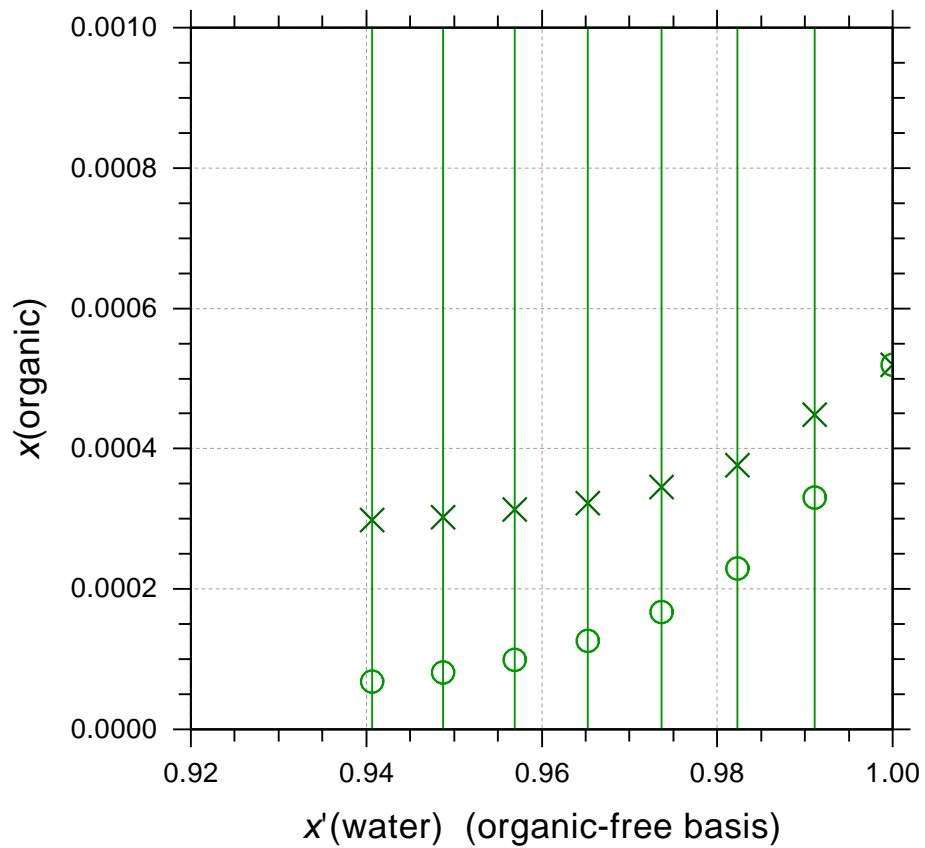
Fig. S0444 (AIOMFAC_output_0462)

H₂O (1) + Syringic_acid (2) + LiCl (3)

Temperature: 298 K

left y-axis:

- × LiCl+SyringicAcid+Water_SLE_Noubigh
- AIOMFAC calc. SLE composition



initial weighting of dataset:
 $w^{init}(0462) = 1.000$
 dataset contribution to F_{obj} :
 $fval(0462) = 2.3696E-03$
 rel. contribution = 0.0011 %

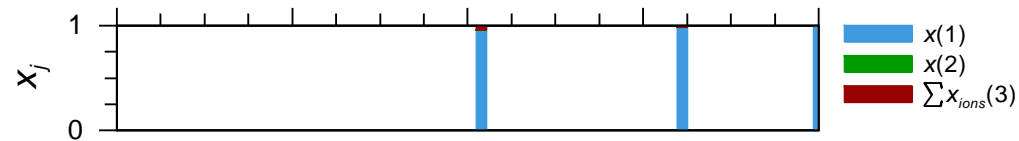
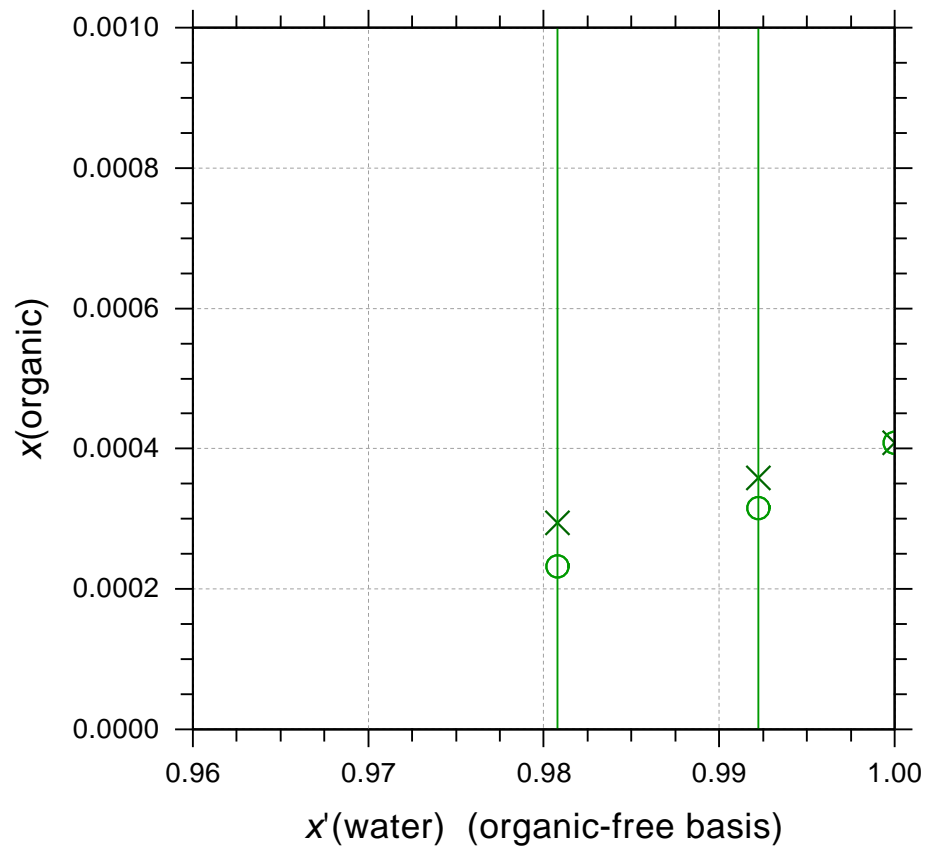
Fig. S0445 (AIOMFAC_output_0469)

H₂O (1) + Benzene (2) + LiCl (3)

Temperature: 298 K

left y-axis:

- × LiCl+Benzene+Water_Solubility_McDevit
- AIOMFAC calc. SLE composition



initial weighting of dataset:
 $w^{init}(0469) = 1.000$
dataset contribution to F_{obj} :
 $fval(0469) = 5.2905E-05$
rel. contribution = 0.0000 %

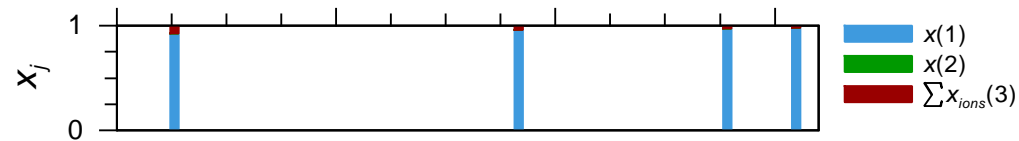
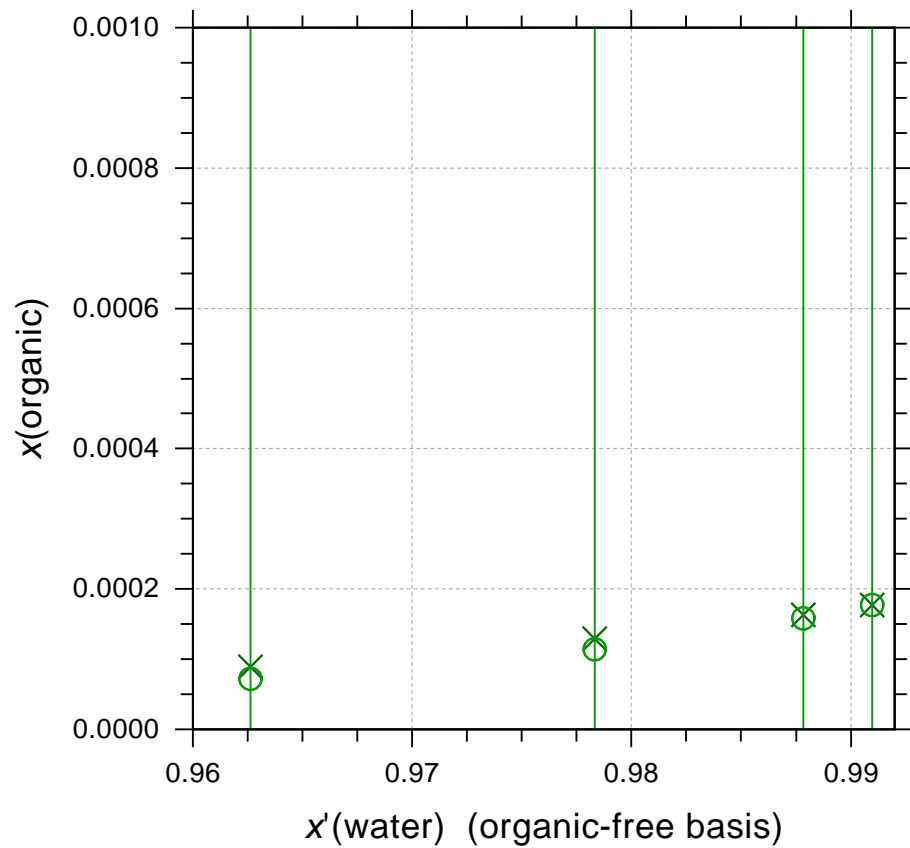
Fig. S0446 (AIOMFAC_output_0476)

H₂O (1) + 2-Hydroxybenzoic_acid (2) + LiCl (3)

Temperature: 298 K

left y-axis:

- × LiCl+2-HydroxybenzoicAcid+Water_SLE_Osol
- AIOMFAC calc. SLE composition

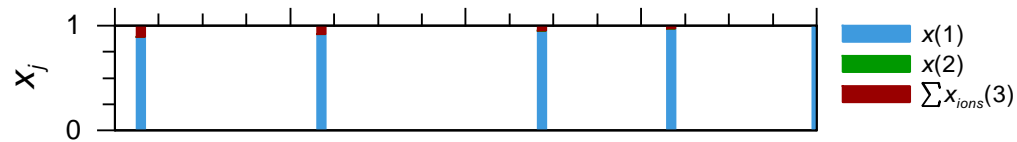
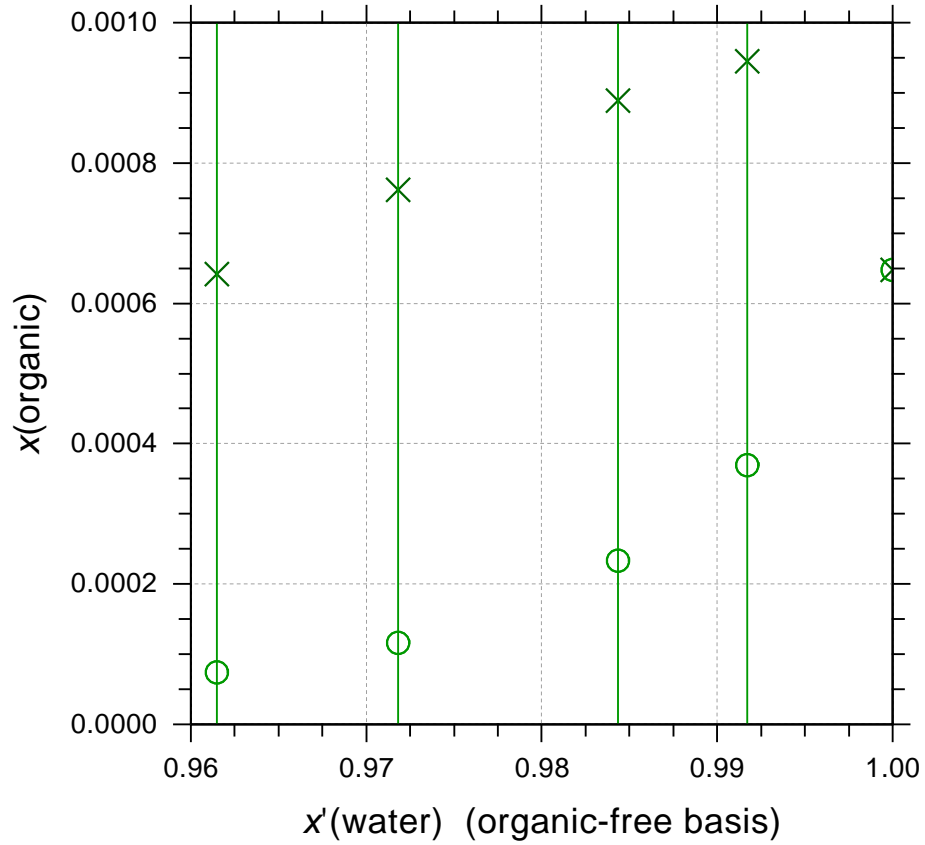


initial weighting of dataset:
 $w^{\text{init}}(0476) = 1.000$
dataset contribution to F_{obj} :
 $f_{\text{val}}(0476) = 5.1837\text{E-}06$
rel. contribution = 0.0000 %

Fig. S0447 (AIOMFAC_output_1002)

H₂O (1) + 2,4-Dihydroxybenzaldehyde (2) + Mg(NO₃)₂ (3)

Temperature: 298 K



left y-axis:

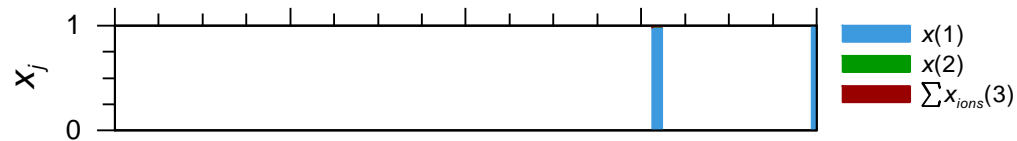
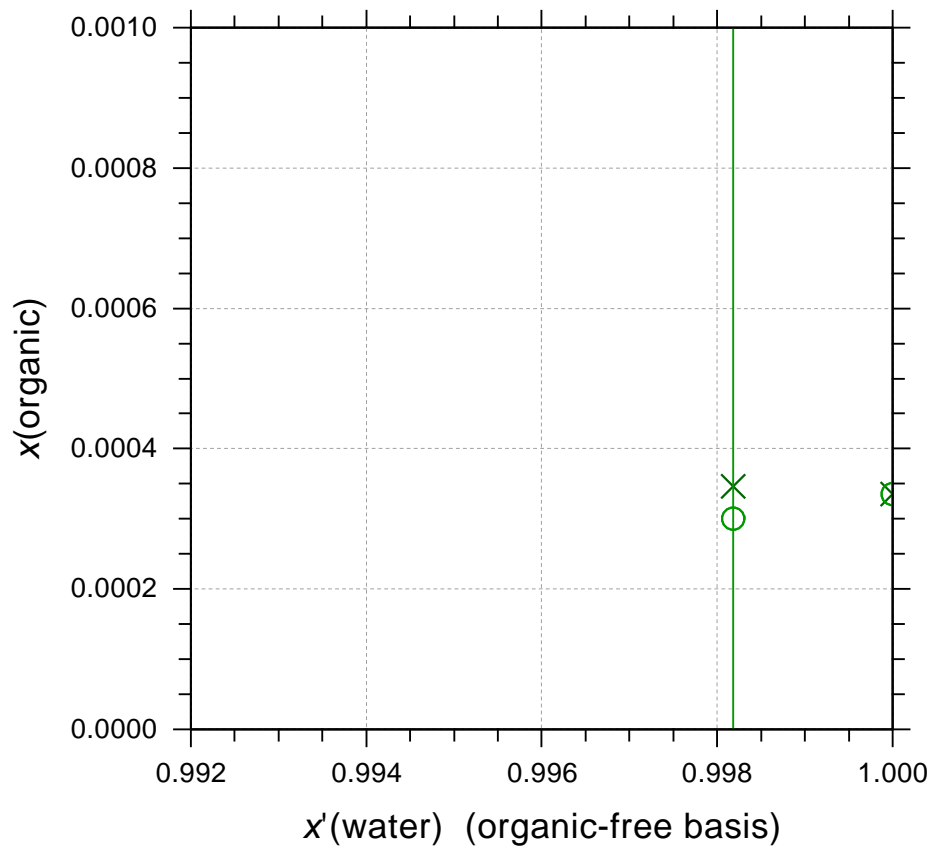
- × Mg(NO₃)₂+2,4-Dihydroxybenzaldehyde+Water_SLE_Booth
- AIOMFAC calc. SLE composition

initial weighting of dataset:
 $w^{\text{init}}(1002) = 1.000$
dataset contribution to F_{obj} :
 $f_{\text{val}}(1002) = 1.2837\text{E-}02$
rel. contribution = 0.0061 %

Fig. S0448 (AIOMFAC_output_0495)
 H_2O (1) + 2-Hydroxybenzoic_acid (2) + MgSO_4 (3)
 Temperature: 298 K

left y-axis:

- × MgSO4+2-HydroxybenzoicAcid+Water_SLE_Sugunan
- AIOMFAC calc. SLE composition



initial weighting of dataset:
 $w^{init}(0495) = 1.000$
 dataset contribution to F_{obj} :
 $fval(0495) = 1.9403\text{E-}05$
 rel. contribution = 0.0000 %

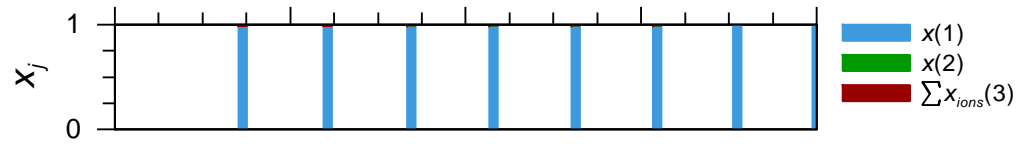
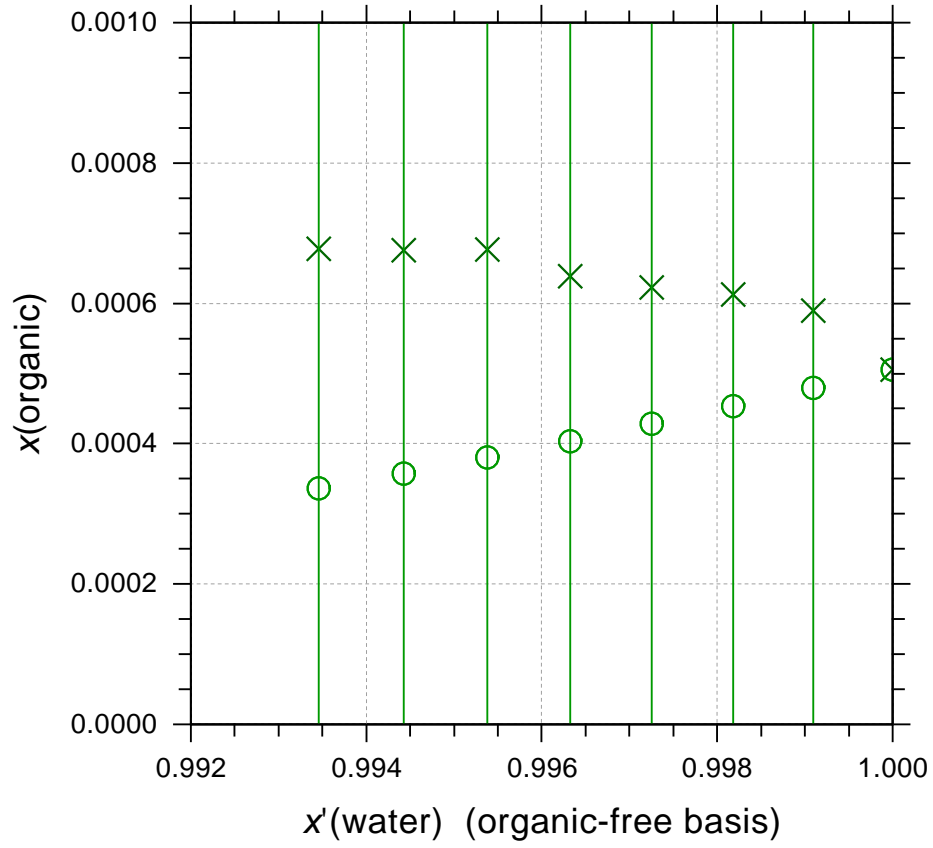
Fig. S0449 (AIOMFAC_output_0901)

H₂O (1) + 2-Hydroxybenzoic_acid (2) + MgSO₄ (3)

Temperature: 308 K

left y-axis:

- × MgSO₄+2-HydroxybenzoicAcid+Water_SLE_308K_Sugunan
- AIOMFAC calc. SLE composition



initial weighting of dataset:

$w^{init}(0901) = 1.000$

dataset contribution to F_{obj} :

$fval(0901) = 3.8401E-03$

rel. contribution = 0.0018 %

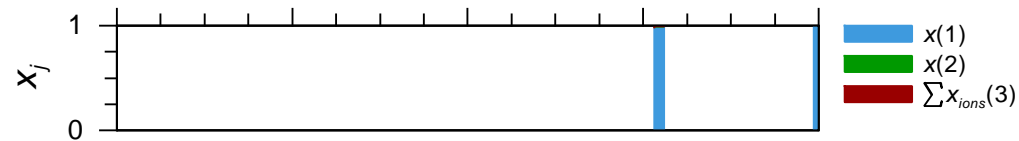
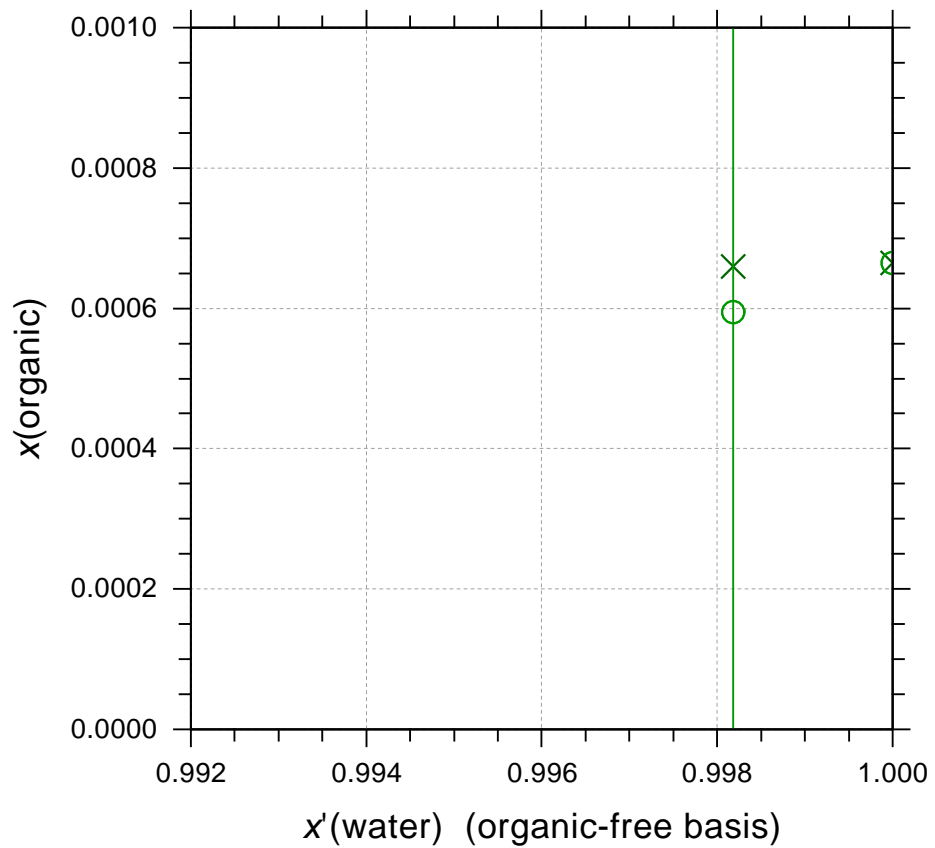
Fig. S0450 (AIOMFAC_output_0905)

H₂O (1) + 4-Hydroxybenzoic_acid (2) + MgSO₄ (3)

Temperature: 298 K

left y-axis:

- × MgSO₄+4-HydroxybenzoicAcid+Water_SLE_Sugunan
- AIOMFAC calc. SLE composition



initial weighting of dataset:
 $w^{init}(0905) = 0.200$
dataset contribution to F_{obj} :
 $fval(0905) = 7.2877E-06$
rel. contribution = 0.0000 %

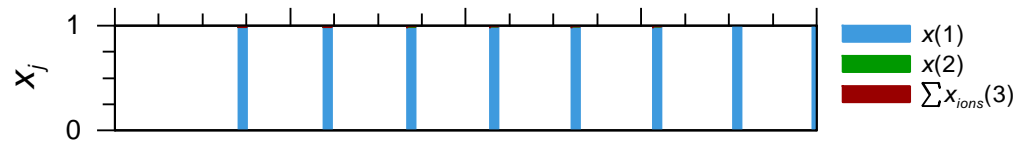
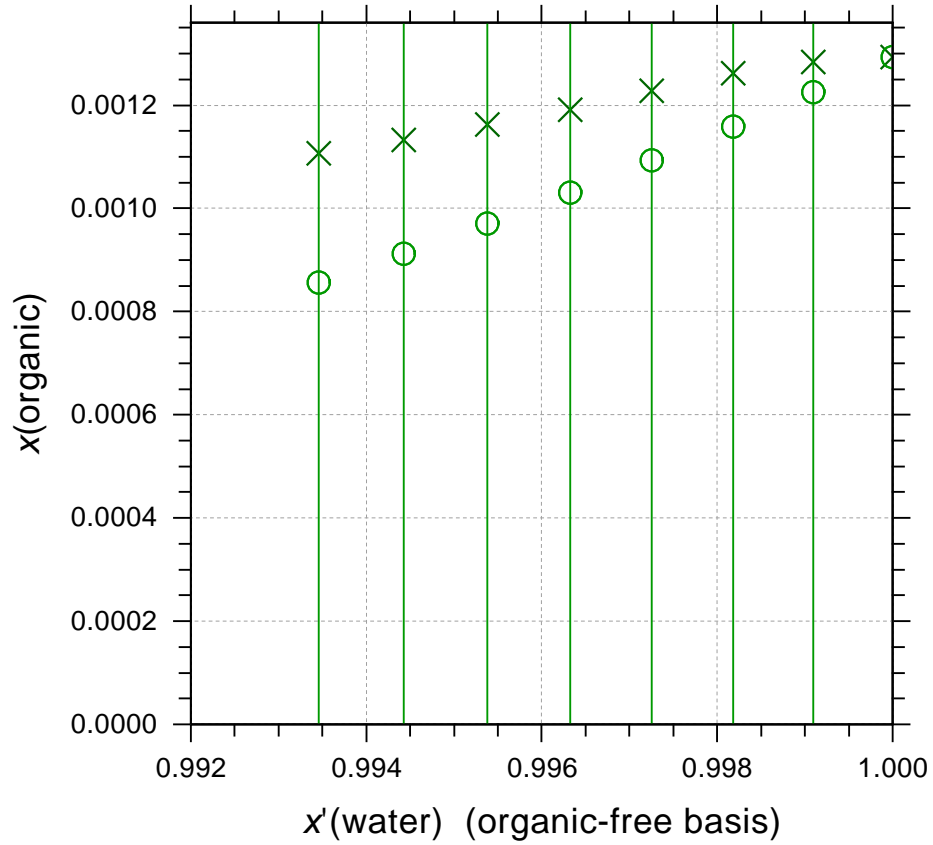
Fig. S0451 (AIOMFAC_output_0909)

H₂O (1) + 4-Hydroxybenzoic_acid (2) + MgSO₄ (3)

Temperature: 308 K

left y-axis:

- × MgSO₄+4-HydroxybenzoicAcid+Water_SLE_308K_Sugunan
- AIOMFAC calc. SLE composition



initial weighting of dataset:

$$w^{init}(0909) = 0.200$$

dataset contribution to F_{obj} :

$$fval(0909) = 3.3169E-04$$

$$rel. contribution = 0.0002 \%$$

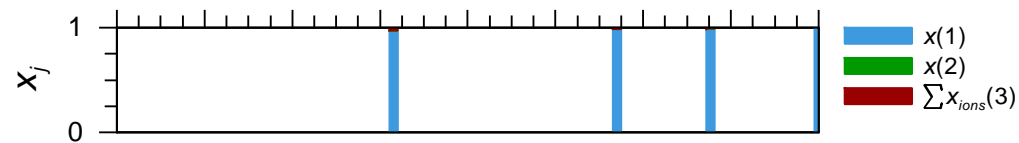
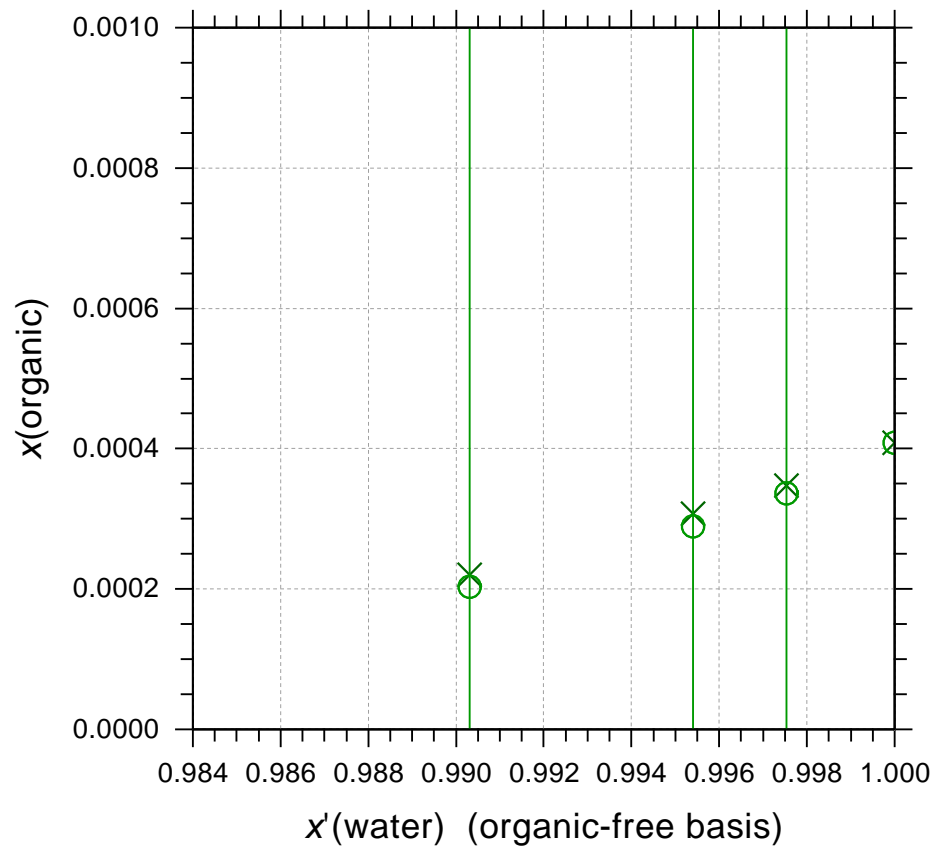
Fig. S0452 (AIOMFAC_output_0463)

H₂O (1) + Benzene (2) + Na₂SO₄ (3)

Temperature: 298 K

left y-axis:

- × Na2SO4+Benzene+Water_Solubility_McDevit
- AIOMFAC calc. SLE composition



initial weighting of dataset:
 $w^{init}(0463) = 1.000$
dataset contribution to F_{obj} :
 $fval(0463) = 6.9627E-06$
rel. contribution = 0.0000 %

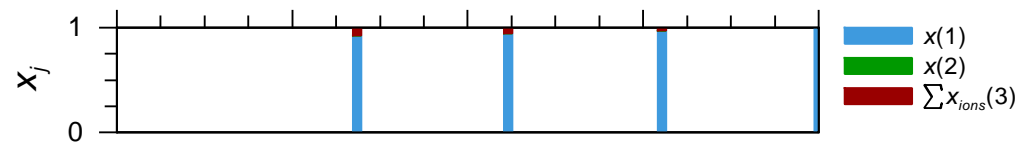
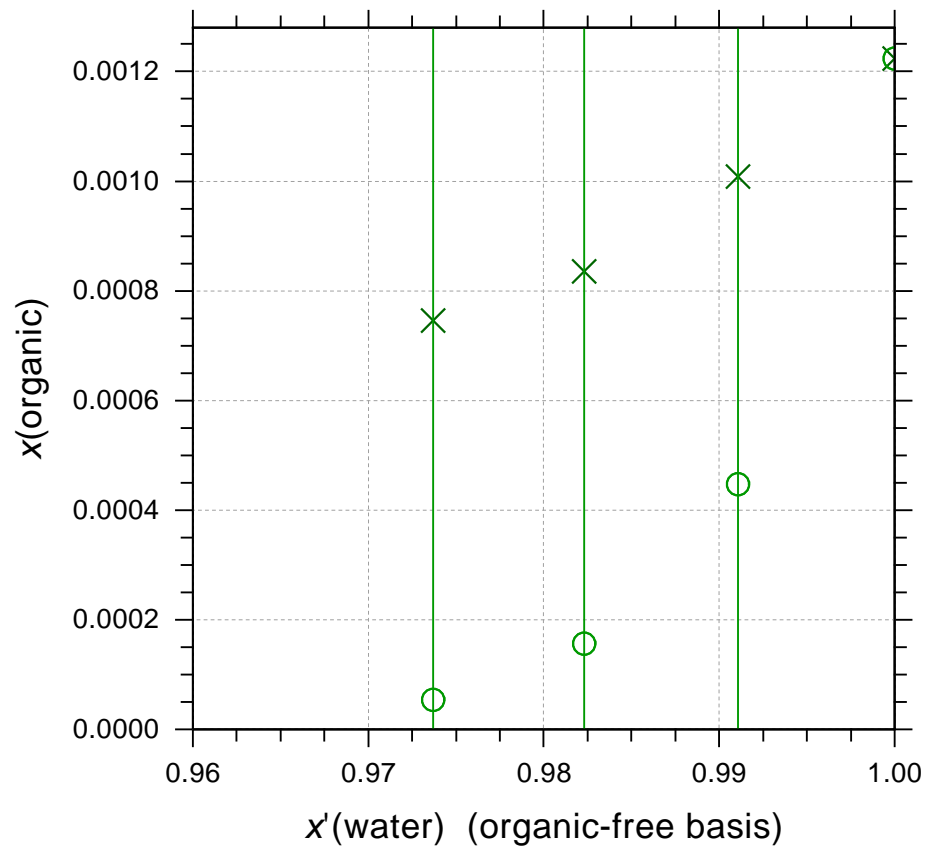
Fig. S0453 (AIOMFAC_output_0478)

H₂O (1) + Gallic_acid (2) + Na₂SO₄ (3)

Temperature: 298 K

left y-axis:

- × Na2SO4+GallicAcid+Water_SLE_Noubigh
- AIOMFAC calc. SLE composition

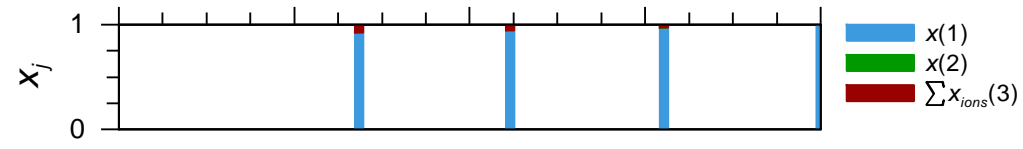
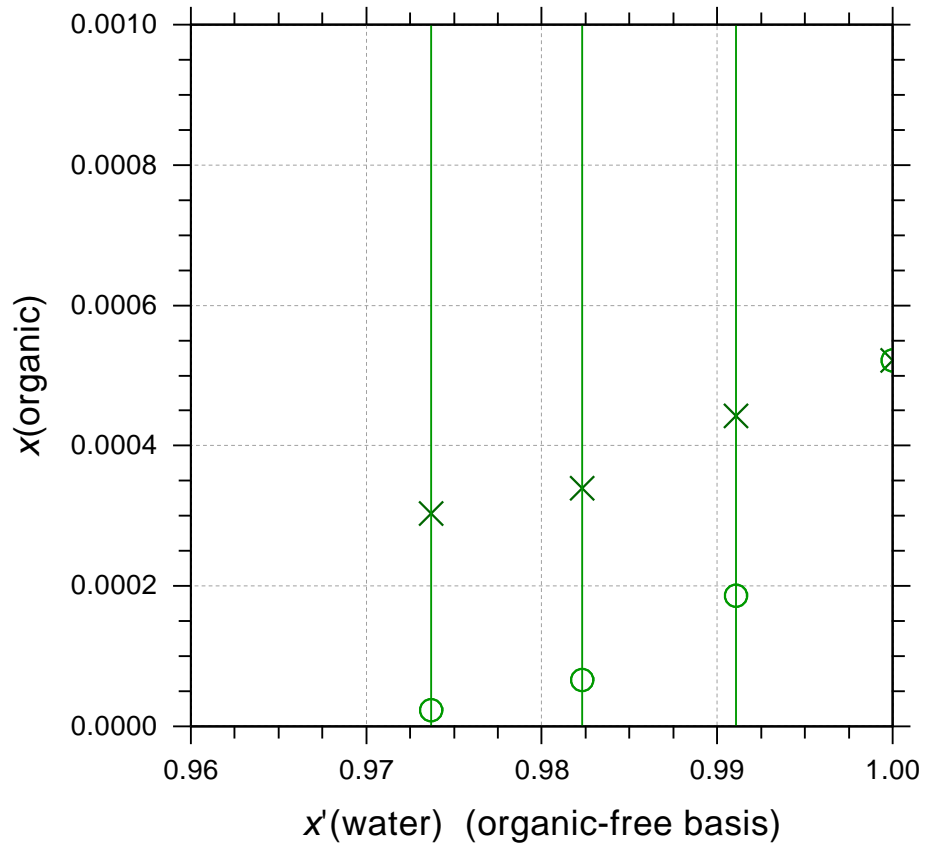


initial weighting of dataset:
 $w^{init}(0478) = 1.000$
dataset contribution to F_{obj} :
 $fval(0478) = 1.0665E-02$
rel. contribution = 0.0051 %

Fig. S0454 (AIOMFAC_output_0479)
 H₂O (1) + Syringic_acid (2) + Na₂SO₄ (3)
 Temperature: 298 K

left y-axis:

- × Na2SO4+SyringicAcid+Water_SLE_Noubigh
- AIOMFAC calc. SLE composition

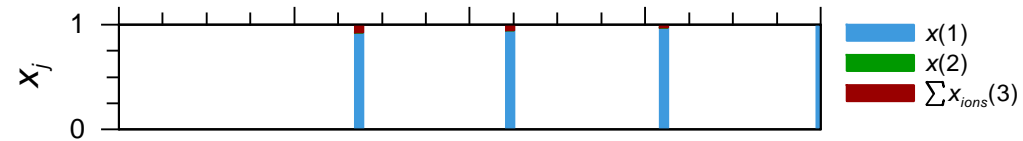
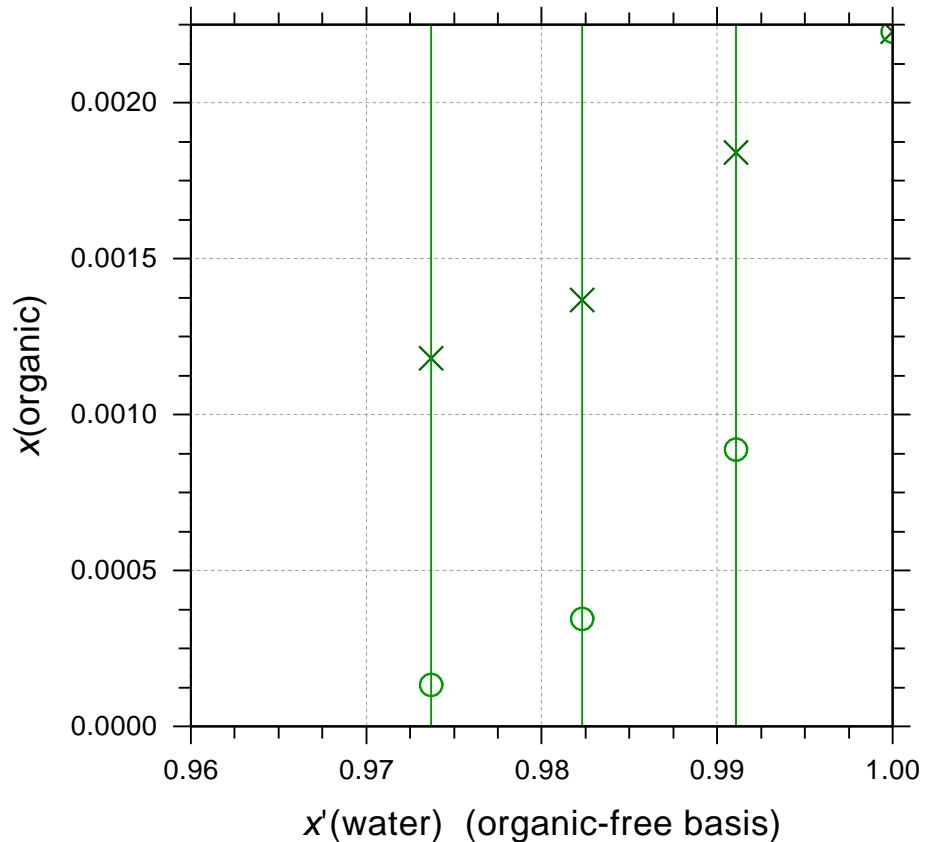


initial weighting of dataset:
 $w^{init}(0479) = 1.000$
 dataset contribution to F_{obj} :
 $fval(0479) = 2.0396E-03$
 rel. contribution = 0.0010 %

Fig. S0455 (AIOMFAC_output_0480)
 H_2O (1) + Protocatechuic_acid (2) + Na_2SO_4 (3)
 Temperature: 298 K

left y-axis:

- × Na2SO4+ProtocatechuicAcid+Water_SLE_Noubigh
- AIOMFAC calc. SLE composition



initial weighting of dataset:
 $w^{init}(0480) = 1.000$
 dataset contribution to F_{obj} :
 $fval(0480) = 2.3345E-02$
 rel. contribution = 0.0111 %

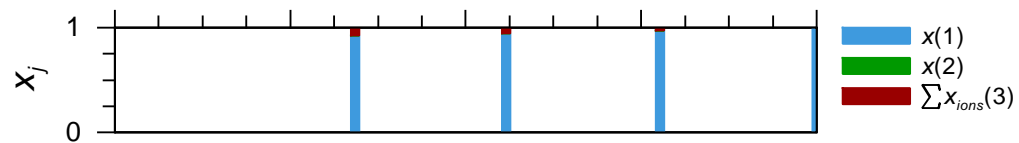
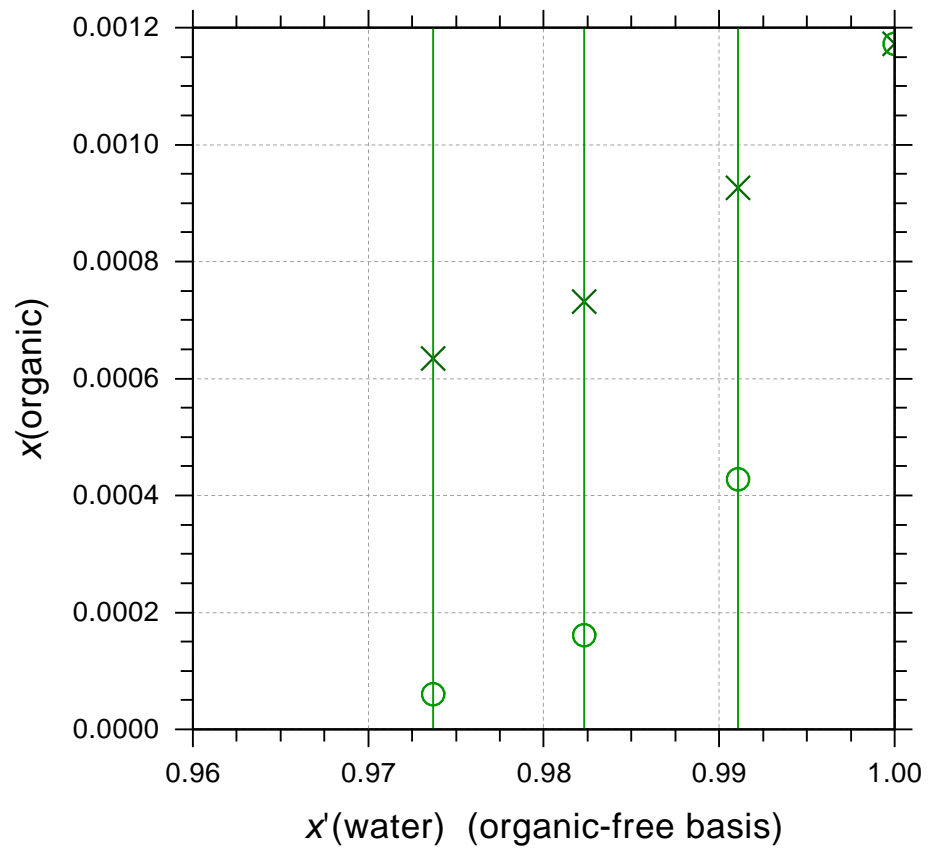
Fig. S0456 (AIOMFAC_output_0481)

H₂O (1) + Vanillin (2) + Na₂SO₄ (3)

Temperature: 298 K

left y-axis:

- × Na₂SO₄+Vanillin+Water_SLE_Noubigh
- AIOMFAC calc. SLE composition



initial weighting of dataset:
 $w^{init}(0481) = 1.000$
dataset contribution to F_{obj} :
 $fval(0481) = 7.8236E-03$
rel. contribution = 0.0037 %

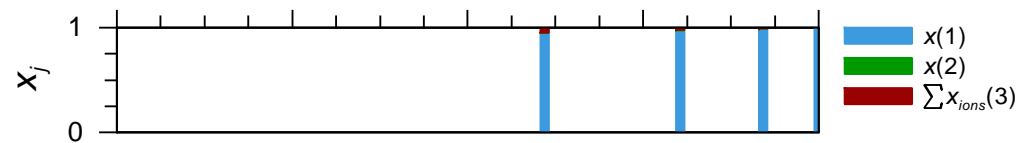
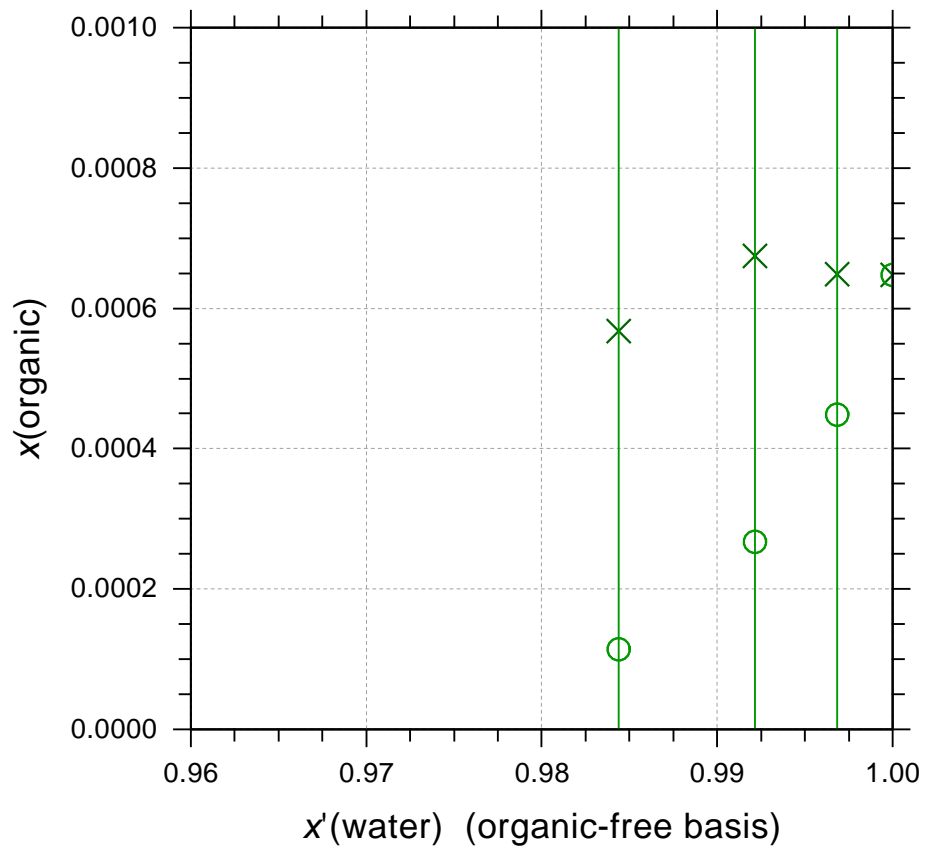
Fig. S0457 (AIOMFAC_output_1005)

H₂O (1) + 2,4-Dihydroxybenzaldehyde (2) + Na₂SO₄ (3)

Temperature: 298 K

left y-axis:

- × Na₂SO₄+2,4-Dihydroxybenzaldehyde+Water_SLE_Booth
- AIOMFAC calc. SLE composition



initial weighting of dataset:
 $w^{init}(1005) = 1.000$
dataset contribution to F_{obj} :
 $fval(1005) = 3.6497E-03$
rel. contribution = 0.0017 %

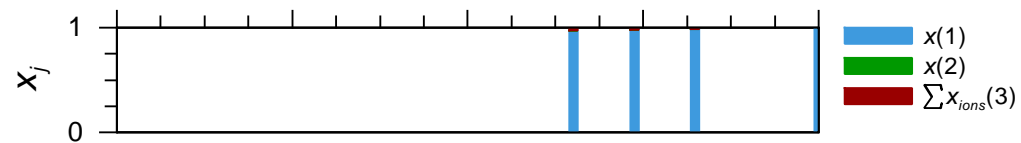
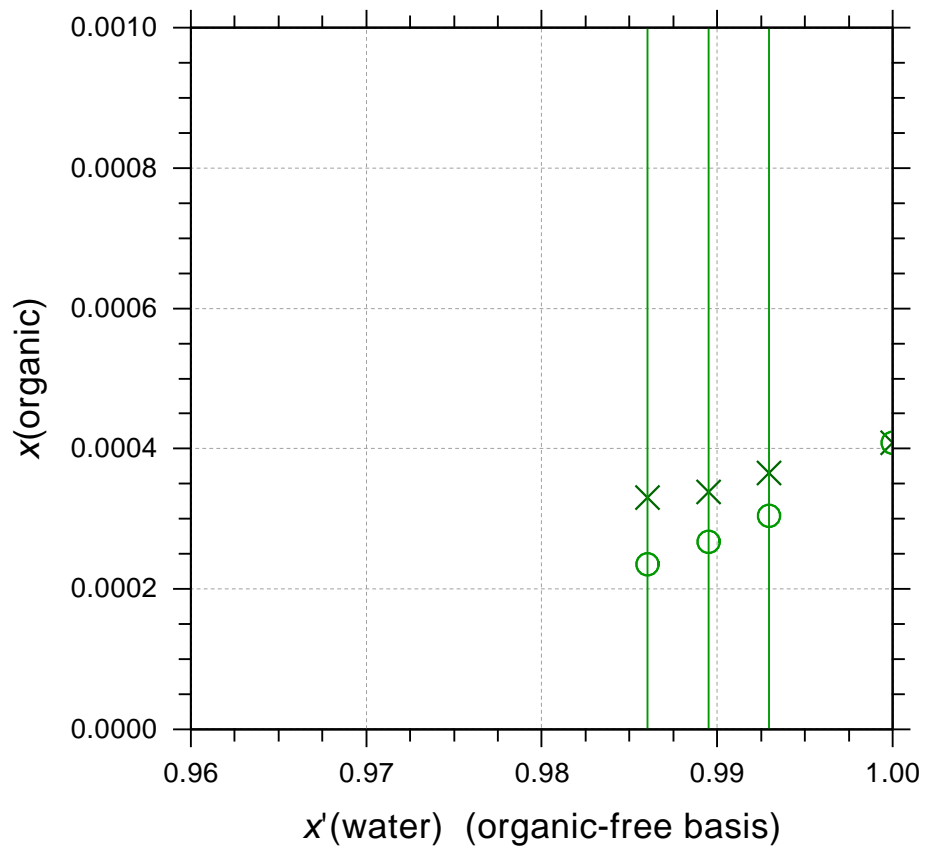
Fig. S0458 (AIOMFAC_output_0465)

H₂O (1) + Benzene (2) + NaBr (3)

Temperature: 298 K

left y-axis:

- × NaBr+Benzene+Water_Solubility_McDevit
- AIOMFAC calc. SLE composition

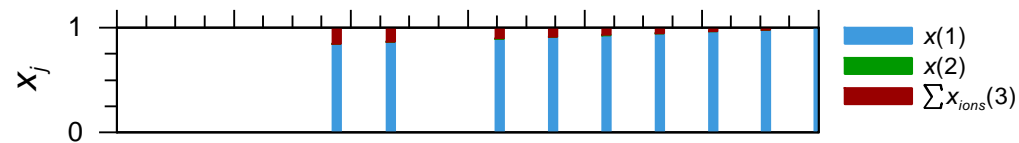
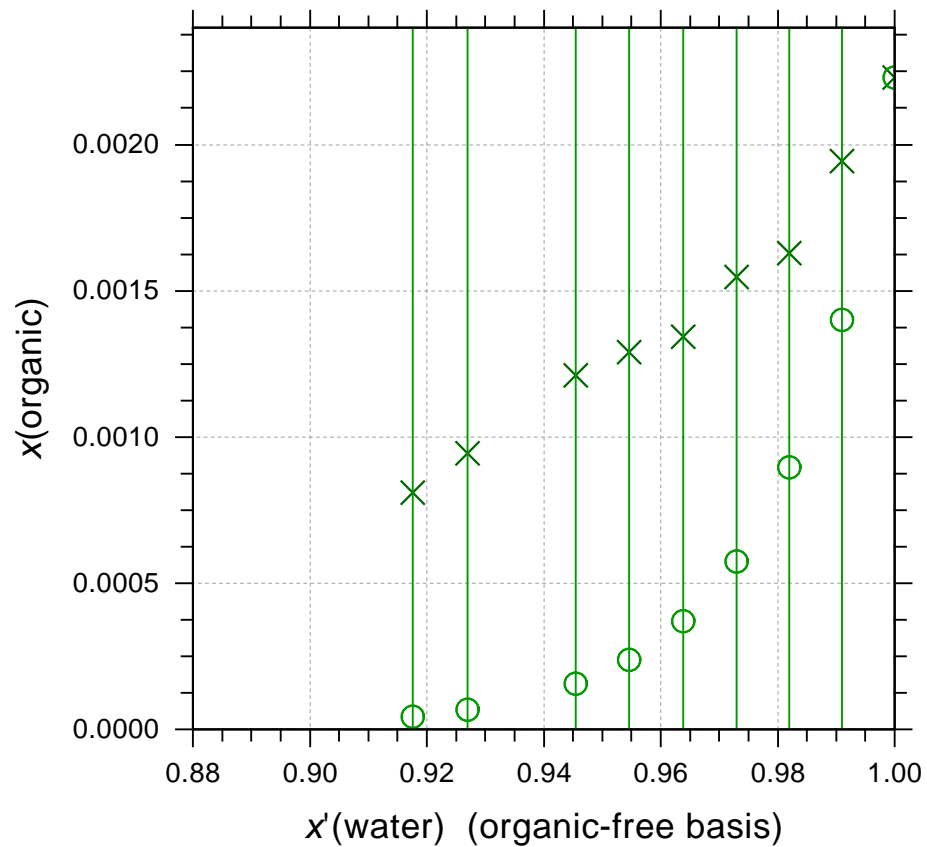


initial weighting of dataset:
 $w^{init}(0465) = 1.000$
dataset contribution to F_{obj} :
 $fval(0465) = 1.6746E-04$
rel. contribution = 0.0001 %

Fig. S0459 (AIOMFAC_output_0446)
 H₂O (1) + Protocatechuic_acid (2) + NaCl (3)
 Temperature: 298 K

left y-axis:

- × NaCl+ProtocatechuicAcid+Water_SLE_Noubigh
- AIOMFAC calc. SLE composition



initial weighting of dataset:
 $w^{init}(0446) = 1.000$
 dataset contribution to F_{obj} :
 $fval(0446) = 4.9470E-02$
 rel. contribution = 0.0235 %

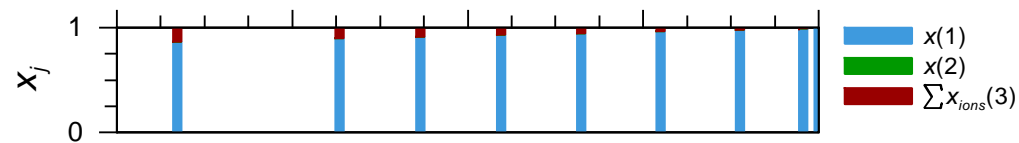
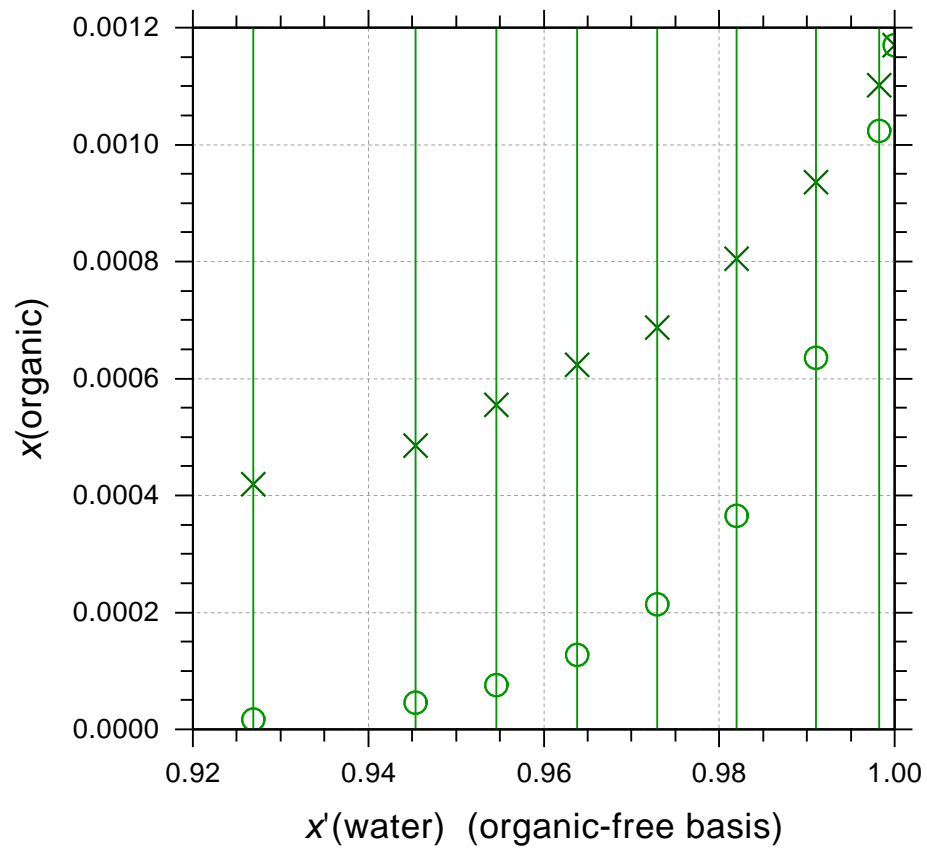
Fig. S0460 (AIOMFAC_output_0449)

H₂O (1) + Vanillin (2) + NaCl (3)

Temperature: 298 K

left y-axis:

- × NaCl+Vanillin+Water_SLE_Noubigh
- AIOMFAC calc. SLE composition



initial weighting of dataset:
 $w^{init}(0449) = 1.000$
dataset contribution to F_{obj} :
 $fval(0449) = 1.1919E-02$
rel. contribution = 0.0057 %

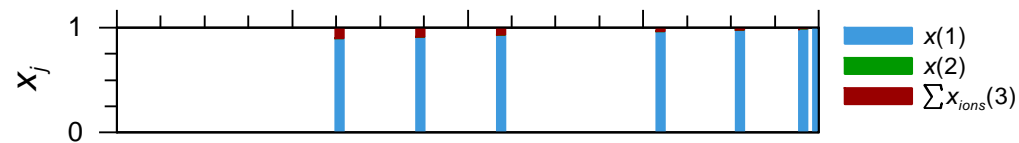
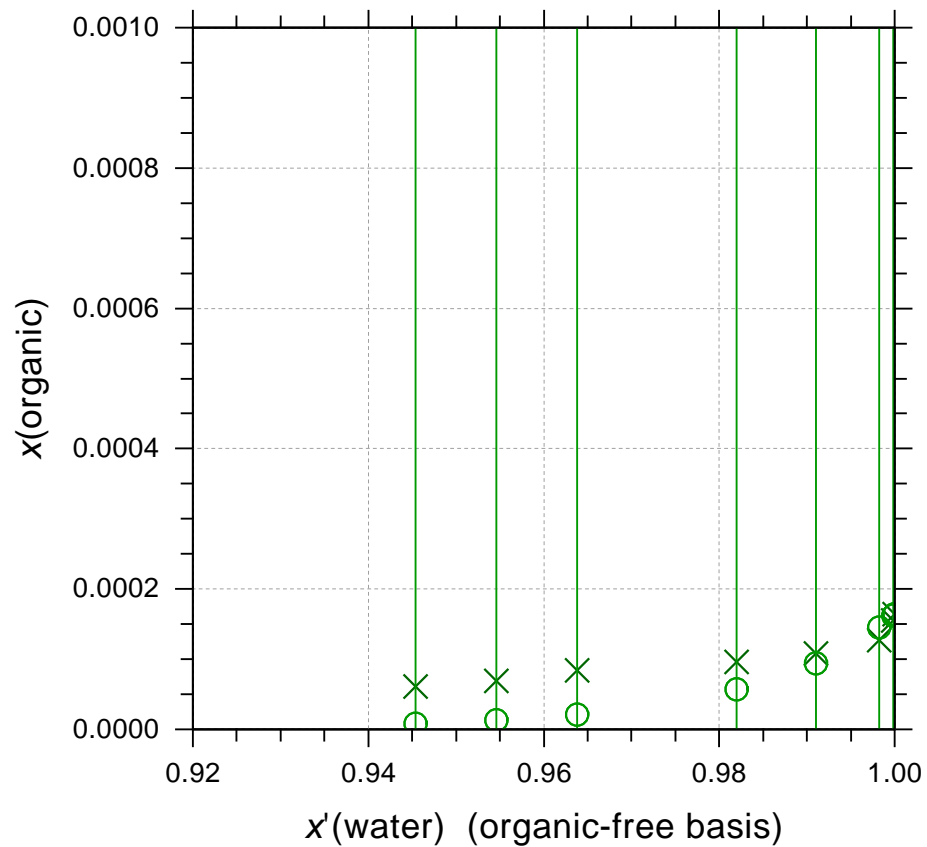
Fig. S0461 (AIOMFAC_output_0452)

H₂O (1) + Vanillic_acid (2) + NaCl (3)

Temperature: 298 K

left y-axis:

- × NaCl+VanillicAcid+Water_SLE_Noubigh
- AIOMFAC calc. SLE composition



initial weighting of dataset:
 $w^{\text{init}}(0452) = 1.000$
dataset contribution to F_{obj} :
 $\text{fval}(0452) = 1.1741\text{E-}04$
rel. contribution = 0.0001 %

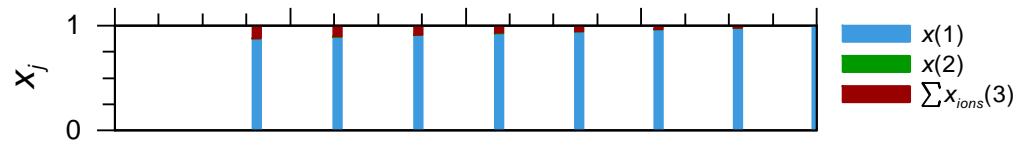
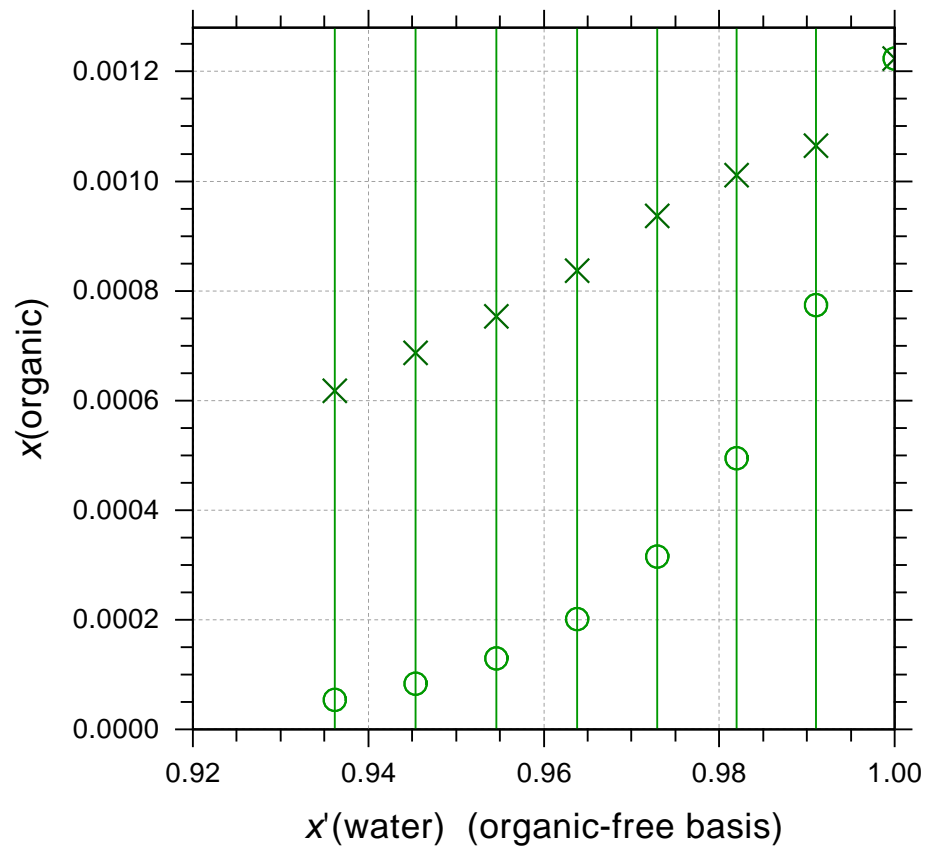
Fig. S0462 (AIOMFAC_output_0455)

H₂O (1) + Gallic_acid (2) + NaCl (3)

Temperature: 298 K

left y-axis:

- × NaCl+GallicAcid+Water_SLE_Noubigh
- AIOMFAC calc. SLE composition



initial weighting of dataset:
 $w^{init}(0455) = 1.000$
dataset contribution to F_{obj} :
 $fval(0455) = 1.8924E-02$
rel. contribution = 0.0090 %

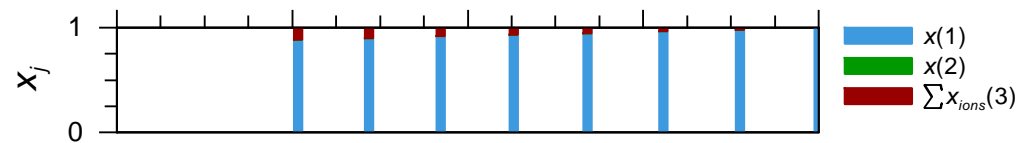
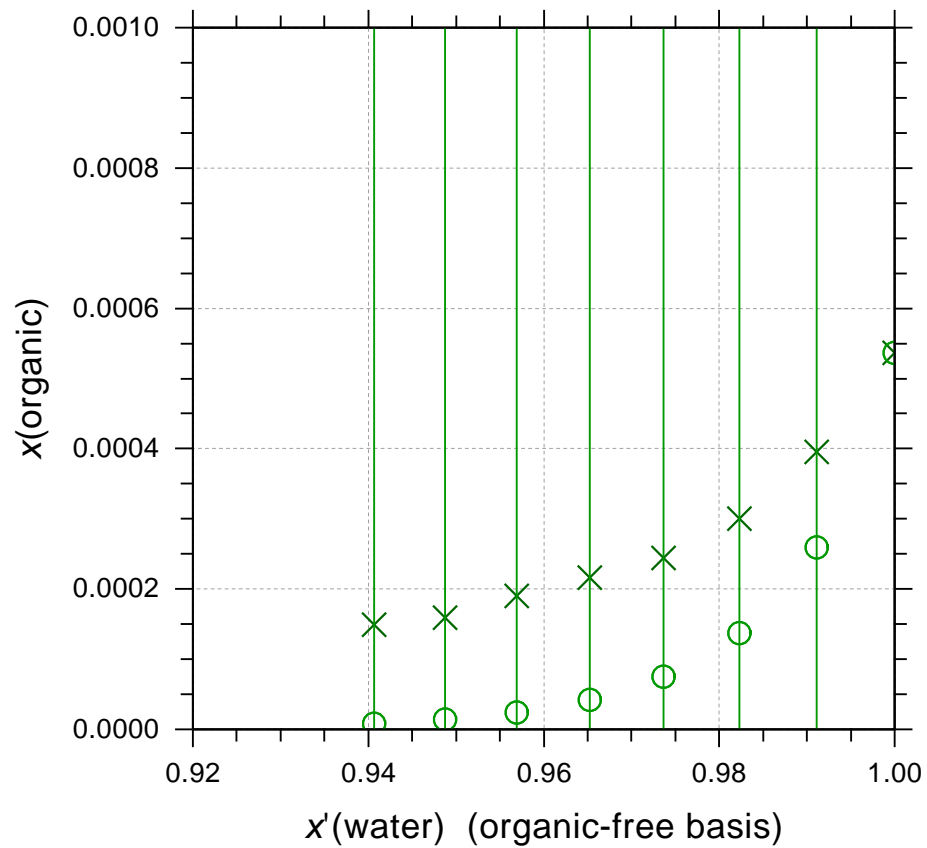
Fig. S0463 (AIOMFAC_output_0458)

H₂O (1) + Ferulic_acid (2) + NaCl (3)

Temperature: 298 K

left y-axis:

- × NaCl+FerulicAcid+Water_SLE_Noubigh
- AIOMFAC calc. SLE composition



initial weighting of dataset:
 $w^{init}(0458) = 1.000$
dataset contribution to F_{obj} :
 $fval(0458) = 1.6420E-03$
rel. contribution = 0.0008 %

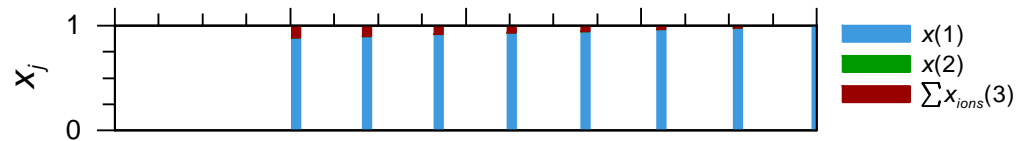
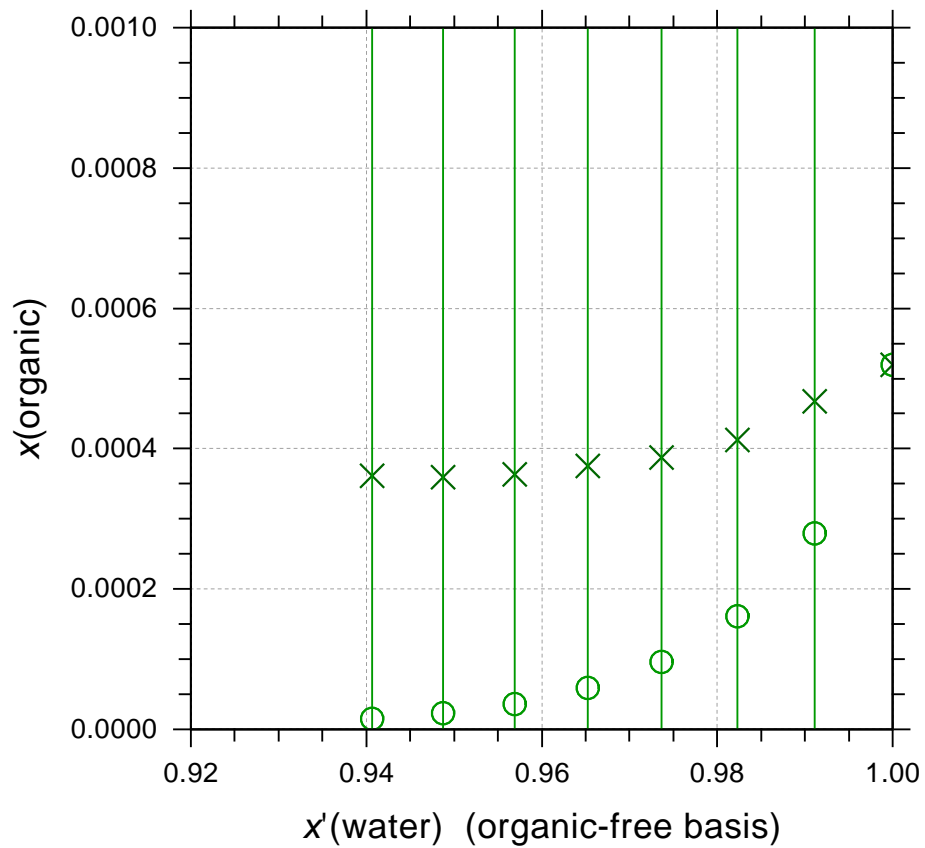
Fig. S0464 (AIOMFAC_output_0461)

H₂O (1) + Syringic_acid (2) + NaCl (3)

Temperature: 298 K

left y-axis:

- × NaCl+SyringicAcid+Water_SLE_Noubigh
- AIOMFAC calc. SLE composition



initial weighting of dataset:
 $w^{init}(0461) = 1.000$
 dataset contribution to F_{obj} :
 $fval(0461) = 5.7823E-03$
 rel. contribution = 0.0027 %

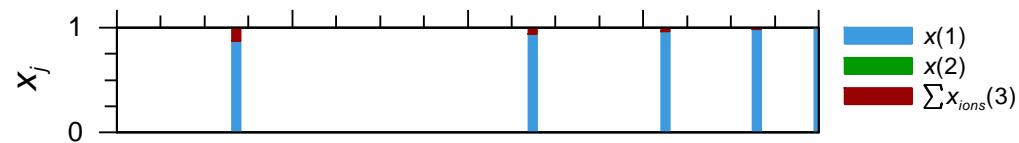
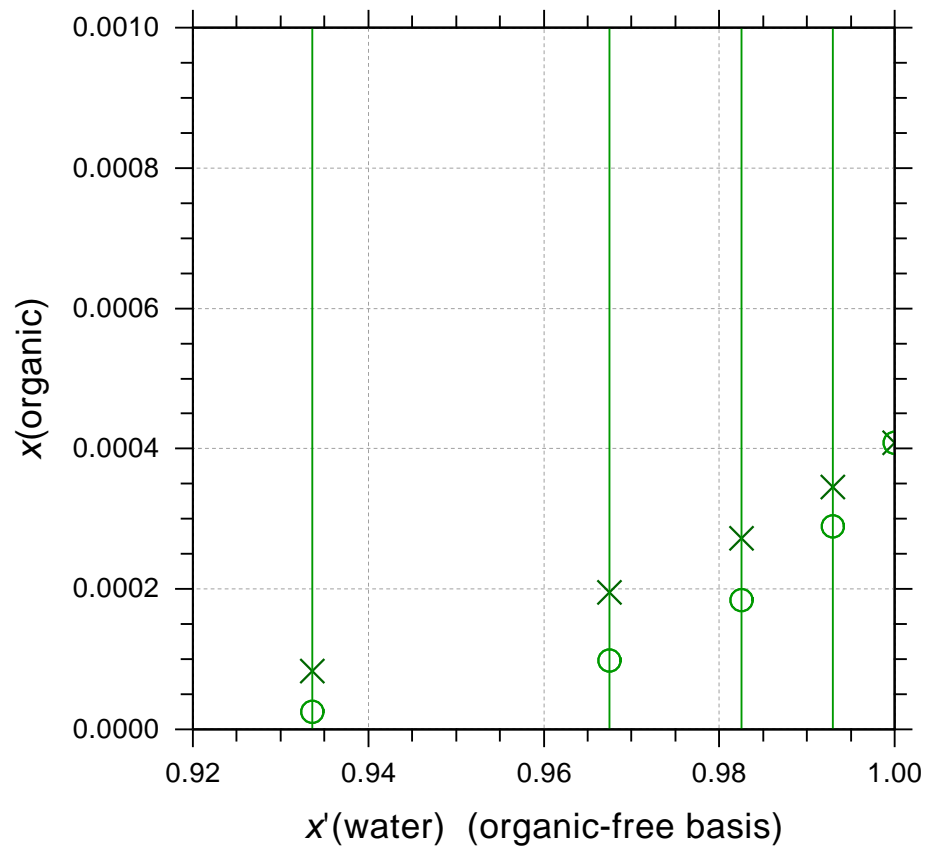
Fig. S0465 (AIOMFAC_output_0464)

H₂O (1) + Benzene (2) + NaCl (3)

Temperature: 298 K

left y-axis:

- × NaCl+Benzene+Water_Solubility_McDevit
- AIOMFAC calc. SLE composition

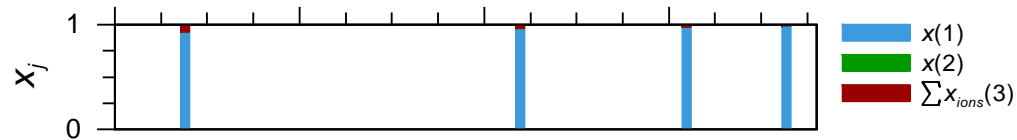
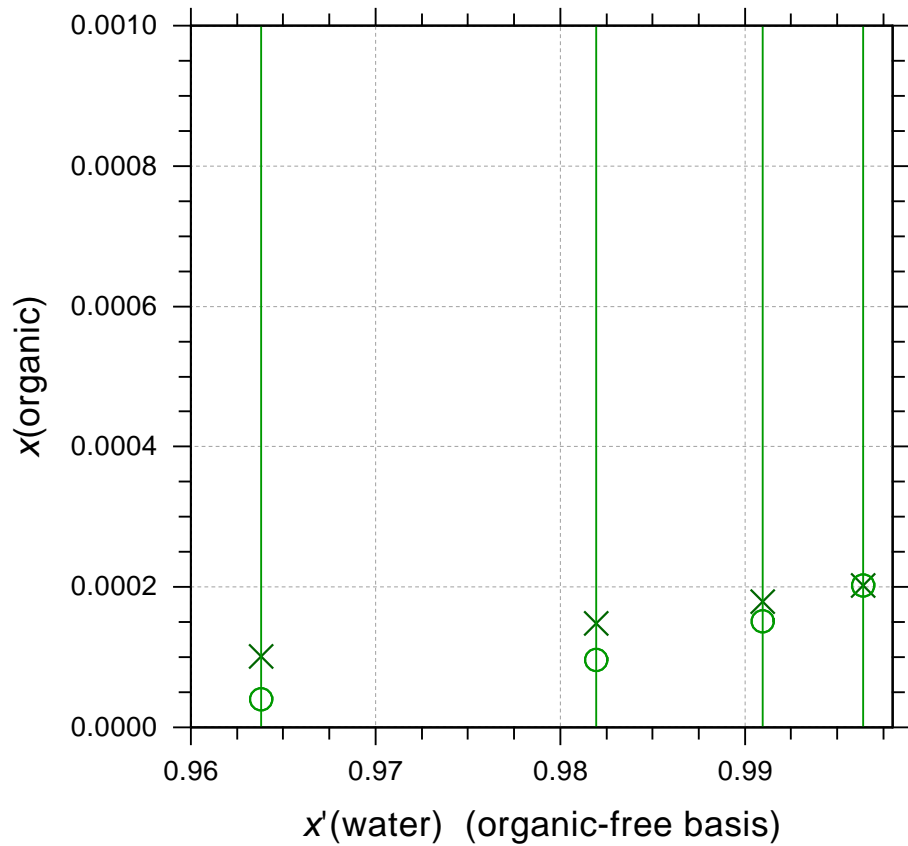


initial weighting of dataset:
 $w^{init}(0464) = 1.000$
dataset contribution to F_{obj} :
 $fval(0464) = 2.2628E-04$
rel. contribution = 0.0001 %

Fig. S0466 (AIOMFAC_output_0475)
 H_2O (1) + 2-Hydroxybenzoic_acid (2) + NaCl (3)
 Temperature: 298 K

left y-axis:

- × NaCl+2-HydroxybenzoicAcid+Water_SLE_Osol
- AIOMFAC calc. SLE composition



initial weighting of dataset:
 $w^{init}(0475) = 1.000$
 dataset contribution to F_{obj} :
 $fval(0475) = 7.0444\text{E-}05$
 rel. contribution = 0.0000 %

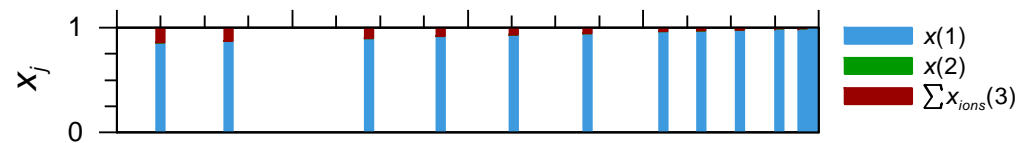
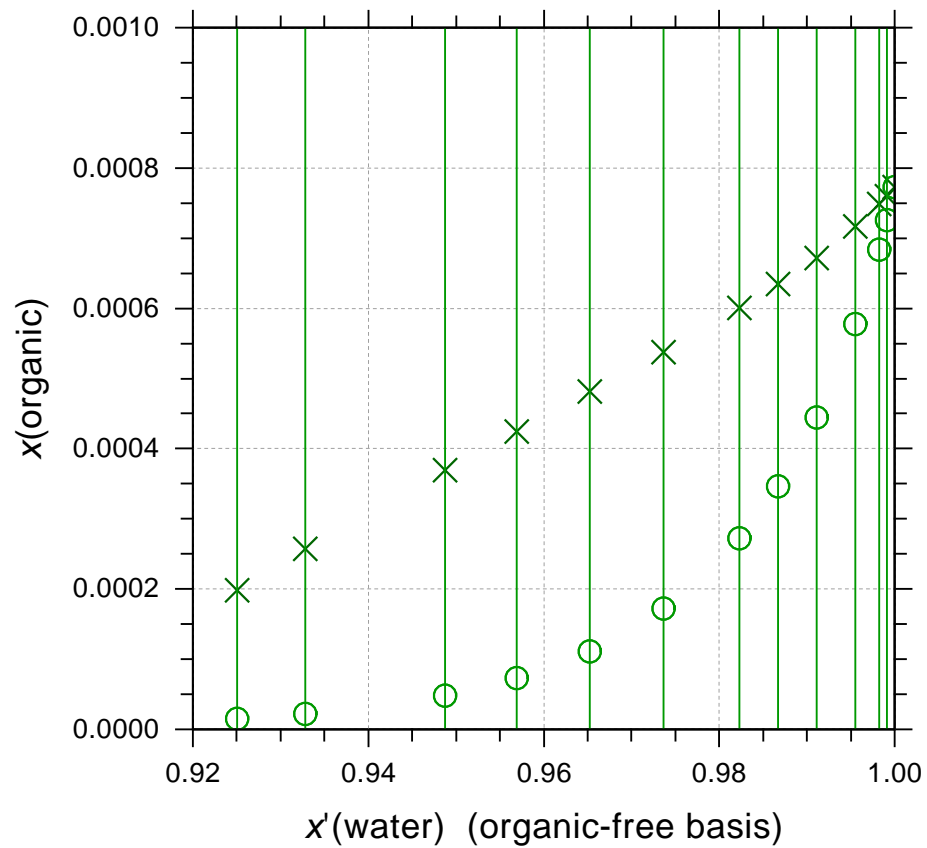
Fig. S0467 (AIOMFAC_output_0482)

H₂O (1) + Phthalic_acid (2) + NaCl (3)

Temperature: 298 K

left y-axis:

- × NaCl+PhthalicAcid+Water_SLE_Bretti
- AIOMFAC calc. SLE composition

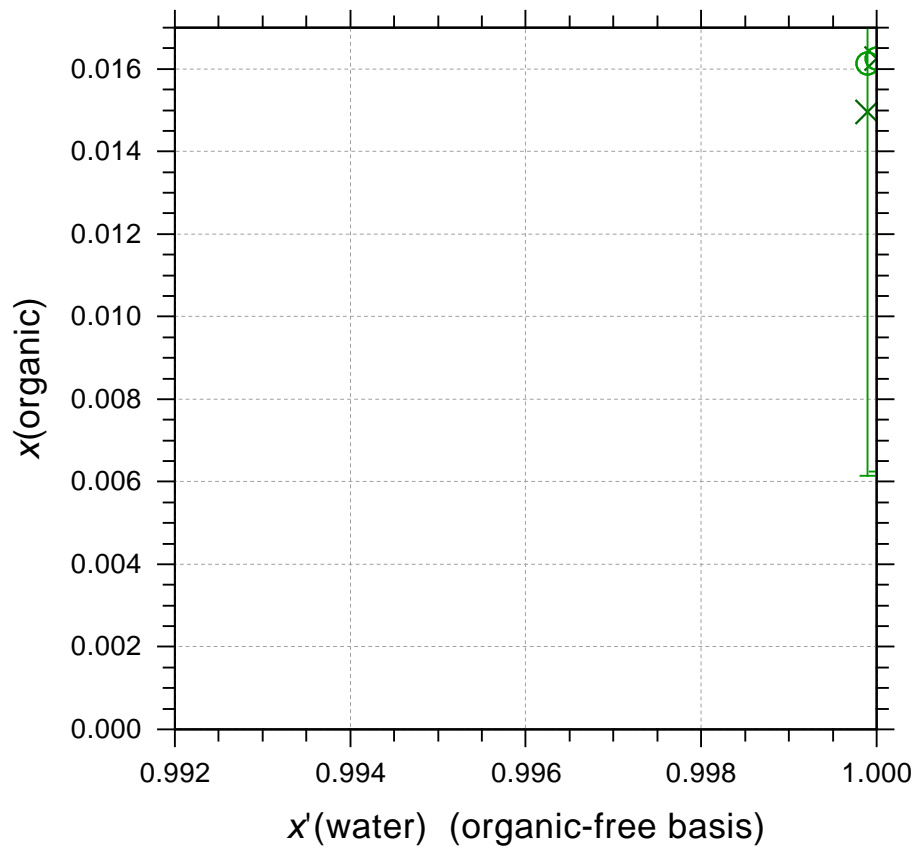


initial weighting of dataset:
 $w^{\text{init}}(0482) = 1.000$
dataset contribution to F_{obj} :
 $f_{\text{val}}(0482) = 5.9707\text{E-}03$
rel. contribution = 0.0028 %

Fig. S0468 (AIOMFAC_output_0483)

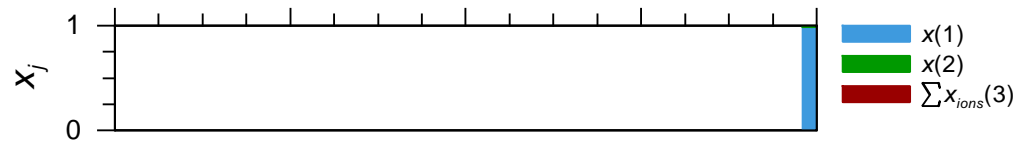
H₂O (1) + Phenol (2) + NaCl (3)

Temperature: 300 K



left y-axis:

- x NaCl+Phenol+Water_Solubility_Jaoui
- o AIOMFAC calc. SLE composition



initial weighting of dataset:
 $w^{init}(0483) = 1.000$
dataset contribution to F_{obj} :
 $fval(0483) = 2.2266E-03$
rel. contribution = 0.0011 %

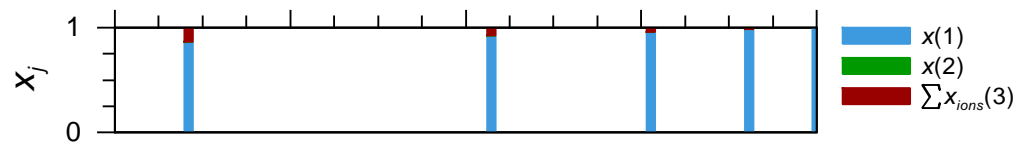
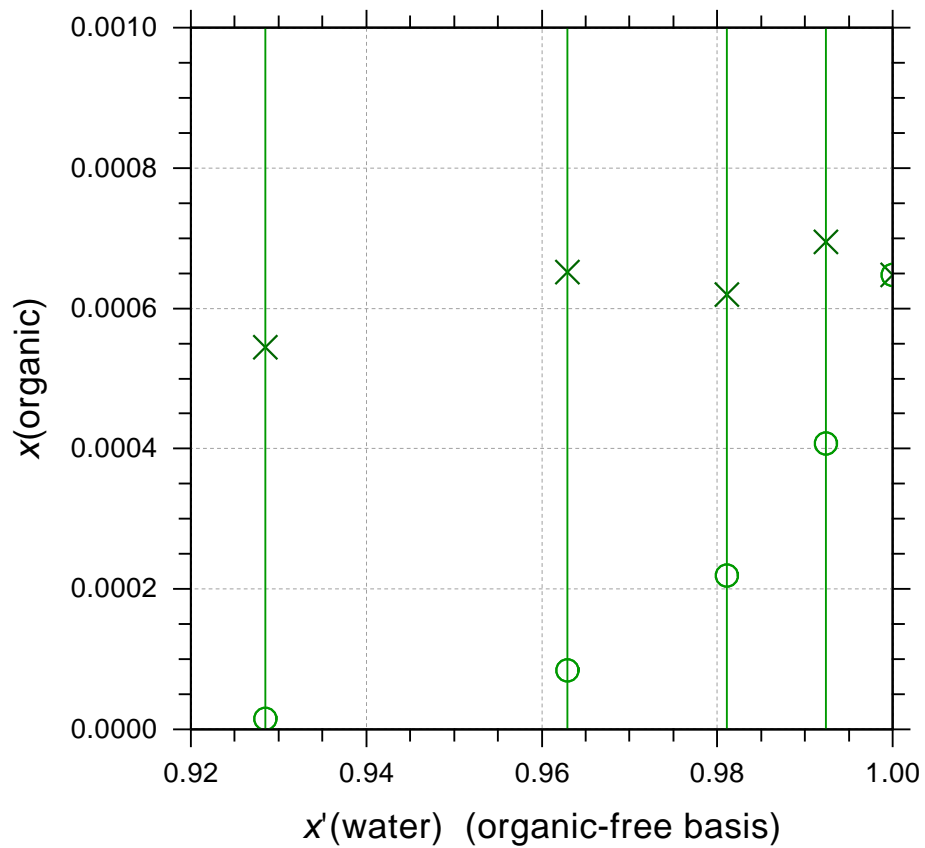
Fig. S0469 (AIOMFAC_output_1004)

H₂O (1) + 2,4-Dihydroxybenzaldehyde (2) + NaCl (3)

Temperature: 298 K

left y-axis:

- × NaCl+2,4-Dihydroxybenzaldehyde+Water_SLE_Booth
- AIOMFAC calc. SLE composition



initial weighting of dataset:
 $w^{init}(1004) = 1.000$
dataset contribution to F_{obj} :
 $fval(1004) = 7.5005E-03$
rel. contribution = 0.0036 %

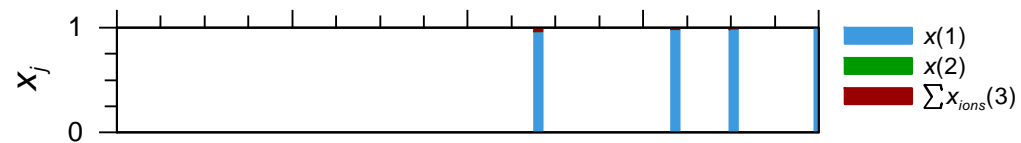
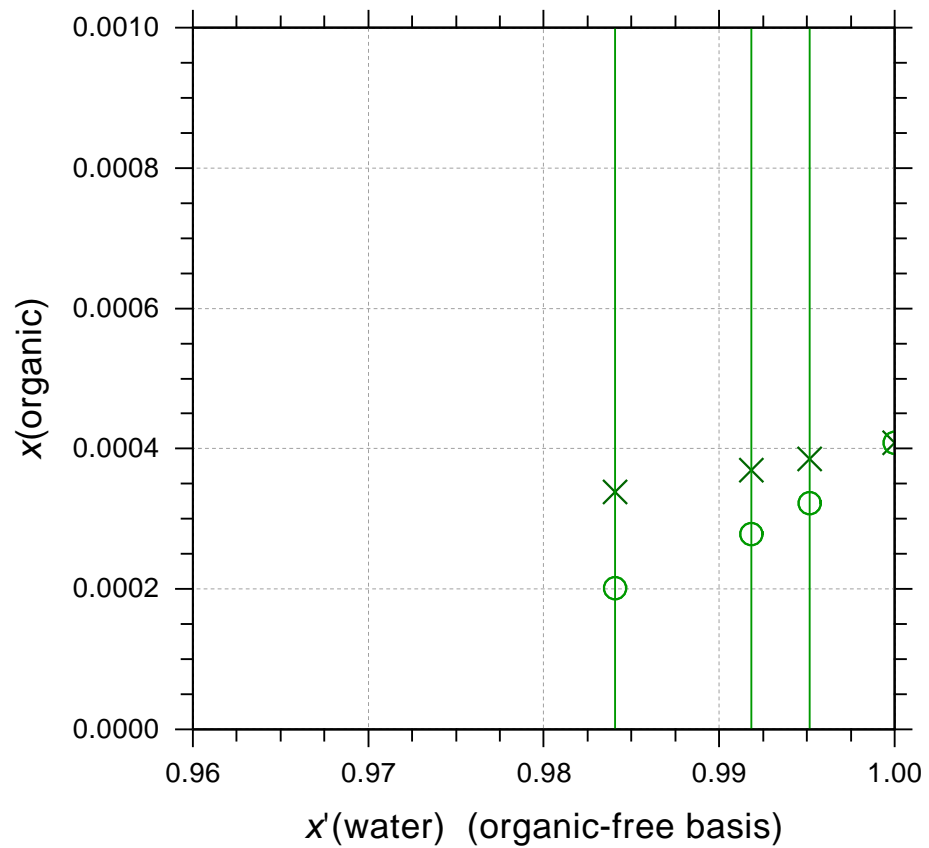
Fig. S0470 (AIOMFAC_output_0466)

H₂O (1) + Benzene (2) + NaNO₃ (3)

Temperature: 298 K

left y-axis:

- × NaNO₃+Benzene+Water_Solubility_McDevit
- AIOMFAC calc. SLE composition



initial weighting of dataset:
 $w^{\text{init}}(0466) = 1.000$
dataset contribution to F_{obj} :
 $f_{\text{val}}(0466) = 2.9067\text{E-}04$
rel. contribution = 0.0001 %

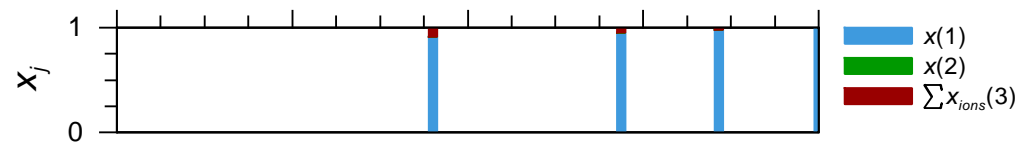
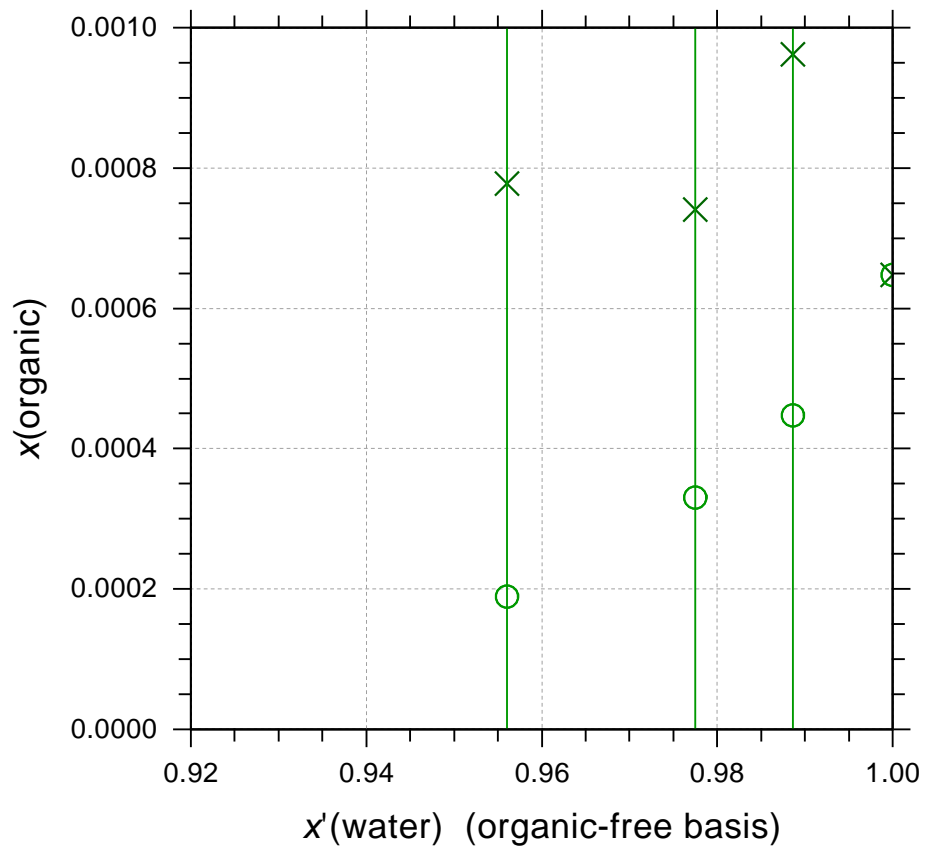
Fig. S0471 (AIOMFAC_output_1003)

H₂O (1) + 2,4-Dihydroxybenzaldehyde (2) + NH₄Br (3)

Temperature: 298 K

left y-axis:

- × NH₄Br+2,4-Dihydroxybenzaldehyde+Water_SLE_Booth
- AIOMFAC calc. SLE composition



initial weighting of dataset:
 $w^{init}(1003) = 1.000$
dataset contribution to F_{obj} :
 $fval(1003) = 6.6436E-03$
rel. contribution = 0.0032 %

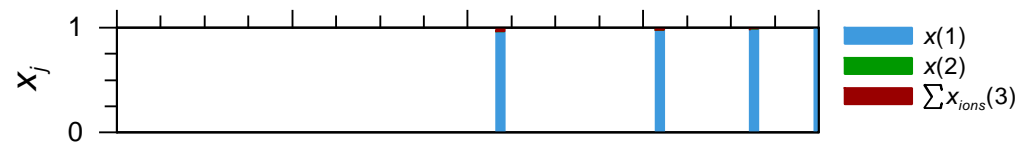
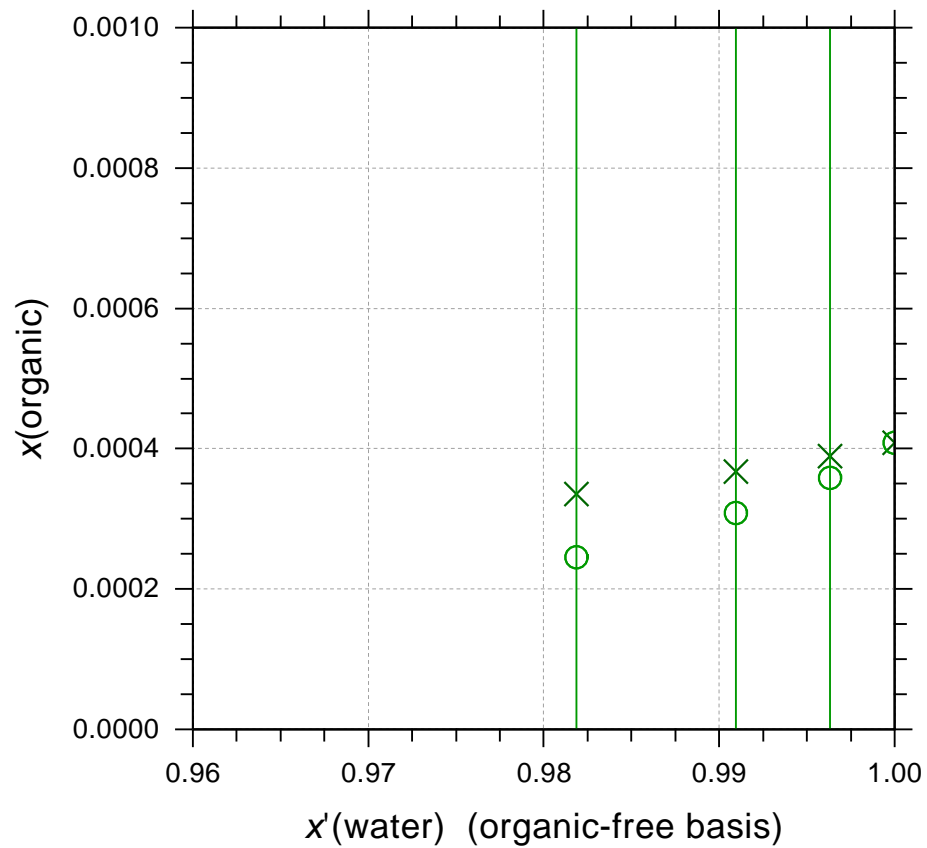
Fig. S0472 (AIOMFAC_output_0470)

H₂O (1) + Benzene (2) + NH₄Cl (3)

Temperature: 298 K

left y-axis:

- × NH4Cl+Benzene+Water_Solubility_McDevit
- AIOMFAC calc. SLE composition



initial weighting of dataset:
 $w^{\text{init}}(0470) = 1.000$
dataset contribution to F_{obj} :
 $f_{\text{val}}(0470) = 1.1760\text{E-}04$
rel. contribution = 0.0001 %
