

Interactive comment on “Ozone monitoring with the GOMOS-ENVISAT experiment version 5” by P. Keckhut et al.

P. Keckhut et al.

keckhut@aerov.jussieu.fr

Received and published: 27 October 2010

Major comments: Many English corrections have been proposed by the referees and other sentences have been rewritten. Data comparisons have been extended to 2010 (see fig A and B)

Minor comments: All proposed corrections have been performed Page 14714, line 7: The both effects of large differences due to “bad” retrieval and small drift of several % have been also discussed in the new version. Residual trends have been calculated without large differences due to unrealistic retrievals. Page 14714, line 11: filtering criteria have been clarified. Best stars have been presented in a specific table (Fig C) Page 14719, lines 0 to 7: Explanations about noise extraction and temperature effects have been improved. Page 14720, lines 0 to 2: smaller error have been addressed

C9116

with a good star example (see figure D). However this issue will be only possible when all the dataset will be processed. It is proposed to include all these new figure in the final version of the manuscript

Interactive comment on Atmos. Chem. Phys. Discuss., 10, 14713, 2010.

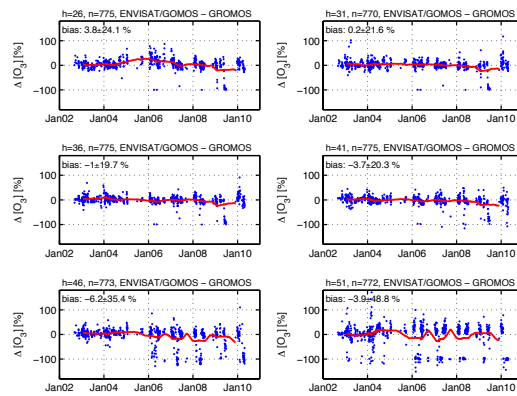


Fig. 1. FIGA

C9118

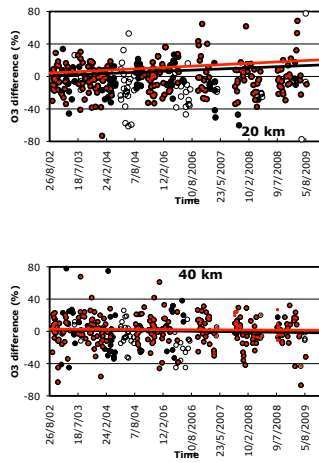


Fig. 2. FIGB

C9119

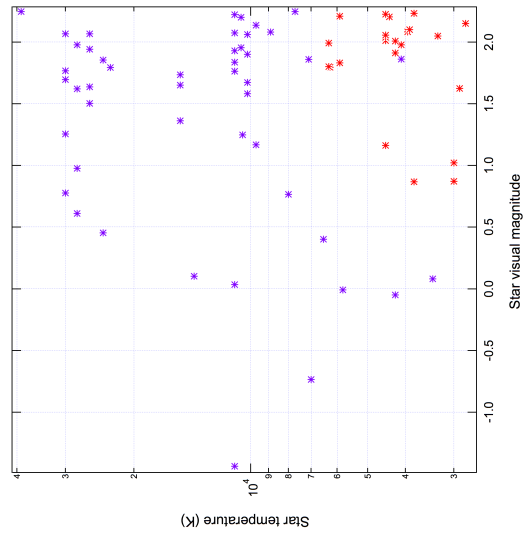


Fig. 3. FIGC

C9120

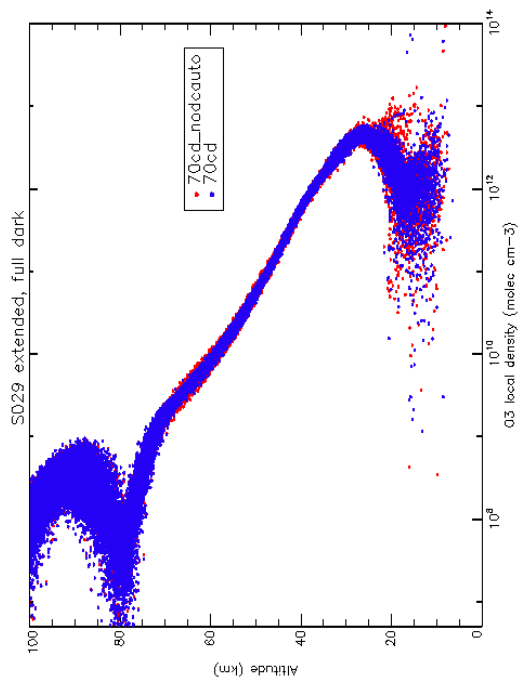


Fig. 4. FIGD

C9121