

## ***Interactive comment on “Atmospheric emissions from vegetation fires in Portugal (1990–2008): estimates, uncertainty analysis, and sensitivity analysis” by I. M. D. Rosa et al.***

**I. M. D. Rosa et al.**

i.rosa09@imperial.ac.uk

Received and published: 28 January 2011

We thank the reviewers for their constructive and helpful suggestions; we have provided our responses to the reviewers' comments and believe our manuscript is much improved as a result. Please see the supplementary PDF for the reviewers' comments and our response.

Please also note the supplement to this comment:

<http://www.atmos-chem-phys-discuss.net/10/C12901/2011/acpd-10-C12901-2011-supplement.pdf>

Full Screen / Esc

Printer-friendly Version

Interactive Discussion

Discussion Paper



Interactive  
Comment

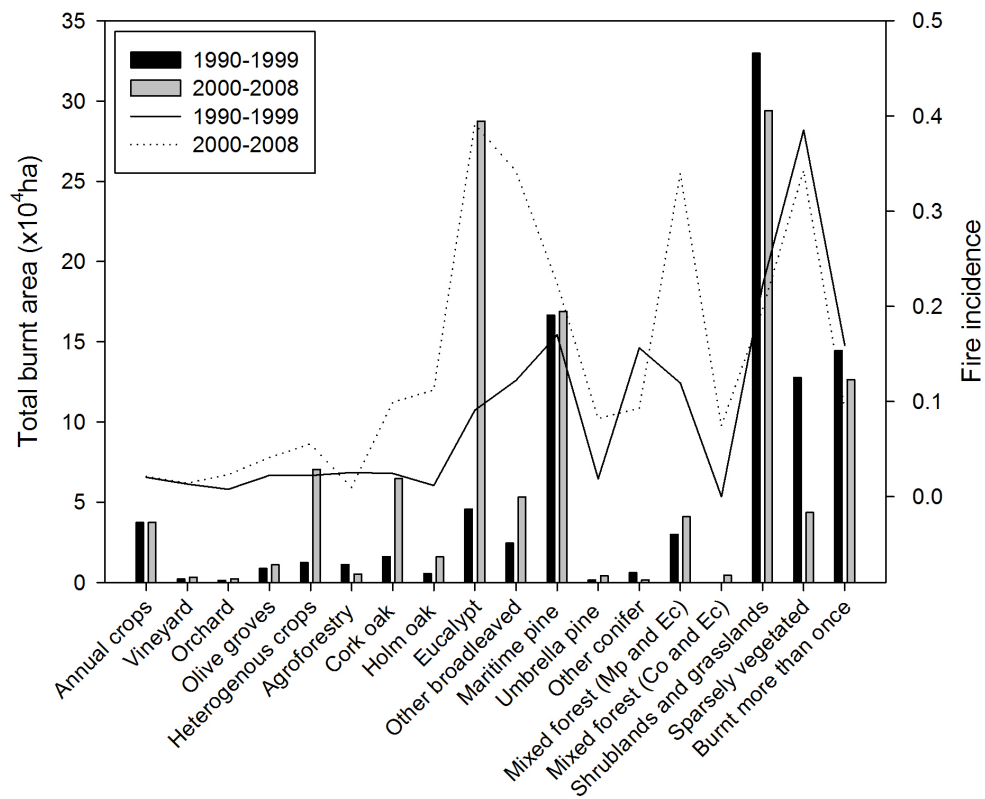
Full Screen / Esc

Printer-friendly Version

Interactive Discussion

Discussion Paper



Interactive  
Comment

**Fig. 1.** Total burnt area and fire incidence by land cover class between 1990 and 2008.

Full Screen / Esc

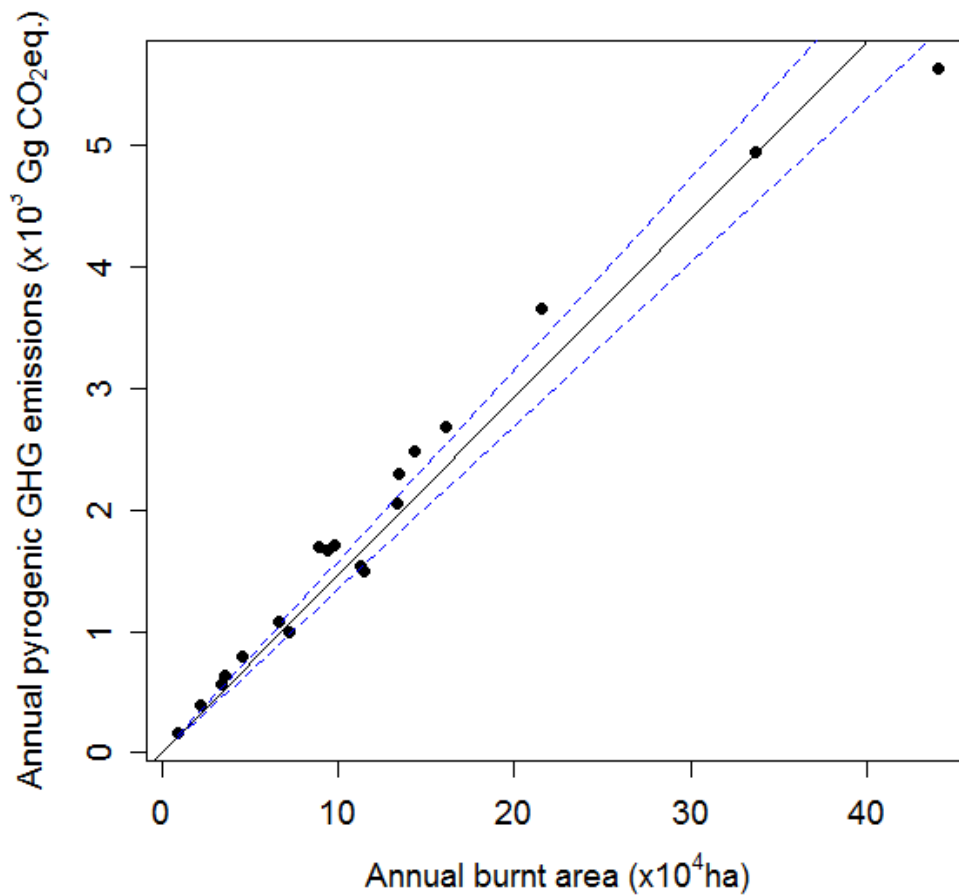
Printer-friendly Version

Interactive Discussion

Discussion Paper

---

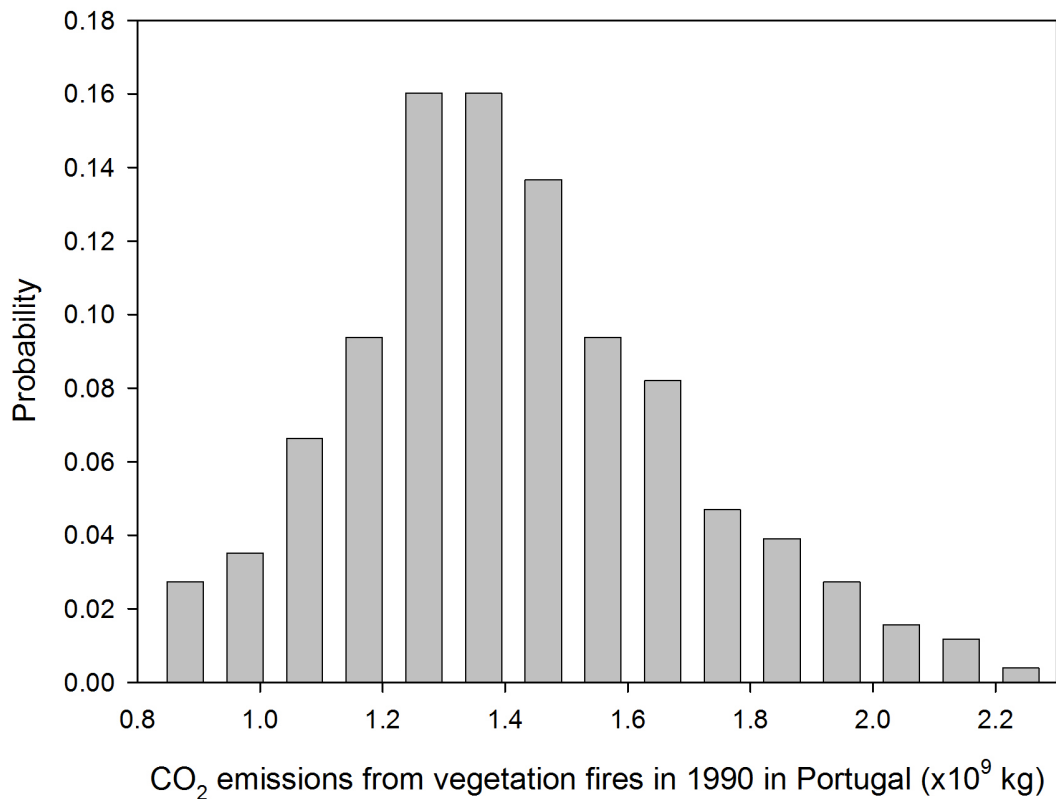
Interactive  
Comment



**Fig. 2.** Linear regression between the annual burnt area and the annual GHG pyrogenic emissions in Portugal between 1990 and 2008 (dashed lines represent the slope's 95% confidence interval).

[Full Screen / Esc](#)[Printer-friendly Version](#)[Interactive Discussion](#)[Discussion Paper](#)

---

[Interactive  
Comment](#)

**Fig. 3.** Uncertainty analysis output for the CO<sub>2</sub> emissions in 1990.

[Full Screen / Esc](#)[Printer-friendly Version](#)[Interactive Discussion](#)[Discussion Paper](#)