

This discussion paper is/has been under review for the journal Atmospheric Chemistry and Physics (ACP). Please refer to the corresponding final paper in ACP if available.

**CCN activity of
isoprene
photooxidation
products**

S. M. King et al.

Cloud droplet activation of mixed organic-sulfate particles produced by the photooxidation of isoprene

S. M. King^{1,2}, T. Rosenoern^{1,2}, J. E. Shilling^{1,3}, Q. Chen¹, Z. Wang^{1,4},
G. Biskos^{5,6}, K. A. McKinney⁷, U. Pöschl⁸, and S. T. Martin^{1,9}

¹School of Engineering and Applied Sciences, Harvard University, Cambridge, Massachusetts, USA

²now at: Institut de Recherches sur la Catalyse et l'Environnement de Lyon, Villeurbanne, France

³now at: Atmospheric Sciences and Global Change Division, Pacific Northwest National Laboratory, Richland, Washington, USA

⁴now at: Environmental Research Institute, Shandong University, Shandong, China

⁵Department of Environment, University of the Aegean, Mytilene, Greece

⁶Faculty of Applied Sciences, Delft University of Technology, Delft, The Netherlands

⁷Department of Chemistry, Amherst College, Amherst, Massachusetts, USA

Title Page

Abstract

Introduction

Conclusions

References

Tables

Figures

⏪

⏩

◀

▶

Back

Close

Full Screen / Esc

Printer-friendly Version

Interactive Discussion

⁸Max Planck Institute for Chemistry, Biogeochemistry Department, Mainz, Germany

⁹Department of Earth and Planetary Sciences, Harvard University, Cambridge, Massachusetts, USA

Received: 25 November 2009 – Accepted: 13 December 2009 – Published: 7 January 2010

Correspondence to: S. T. Martin (scot_martin@harvard.edu)

ACPD

10, 213–244, 2010

**CCN activity of
isoprene
photooxidation
products**

S. M. King et al.

Title Page

Abstract

Introduction

Conclusions

References

Tables

Figures

⏪

⏩

◀

▶

Back

Close

Full Screen / Esc

Printer-friendly Version

Interactive Discussion

Abstract

The cloud condensation nuclei (CCN) properties of ammonium sulfate particles mixed with organic material condensed during the hydroxyl-radical-initiated photooxidation of isoprene (C_5H_8) were investigated in the continuous-flow Harvard Environmental Chamber. CCN activation curves were measured for organic particle mass concentrations of 0.5 to 10.0 $\mu g m^{-3}$, NO_x concentrations from under 0.4 ppbv up to 38 ppbv, particle mobility diameters from 70 to 150 nm, and thermodenuder temperatures from 25 to 100 °C. At 25 °C, the observed CCN activation curves were accurately described by a Köhler model having two internally mixed components, namely ammonium sulfate and secondary organic material. The modeled physicochemical parameters of the organic material were equivalent to an effective hygroscopicity parameter κ_{ORG} of 0.10 ± 0.03 , regardless of the $C_5H_8:NO_x$ concentration ratio for the span of >200:0.4 to 50:38 (ppbv:ppbv). The volatilization curves (i.e., plots of the residual organic volume fraction against temperature) were also similar for the span of investigated $C_5H_8:NO_x$ ratios, suggesting a broad similarity of particle chemical composition. This suggestion was supported by limited variance at 25 °C among the particle mass spectra. For example, the signal intensity at m/z 44 (which can result from the fragmentation of oxidized molecules believed to affect hygroscopicity and CCN properties) varied weakly from 6 to 9% across the range of investigated conditions. In contradistinction to the results for 25 °C, conditioning up to 100 °C in the thermodenuder significantly reduced CCN activity. The altered CCN activity might be explained by chemical reactions (e.g., decomposition or oligomerization) of the secondary organic material at elevated temperatures. The study's results at 25 °C, in conjunction with the results of other chamber and field studies for a diverse range of conditions, suggest that a value of 0.10 ± 0.05 κ_{ORG} is representative of both anthropogenic and biogenic secondary organic material. This finding supports the use of κ_{ORG} as a simplified yet accurate general parameter to represent the CCN activation of secondary organic material in large-scale atmospheric and climate models.

CCN activity of isoprene photooxidation products

S. M. King et al.

Title Page

Abstract

Introduction

Conclusions

References

Tables

Figures

⏪

⏩

◀

▶

Back

Close

Full Screen / Esc

Printer-friendly Version

Interactive Discussion

1 Introduction

The growth of atmospheric particles to form cloud droplets influences climate through indirect effects on cloud brightness and lifetime and changes in patterns of precipitation (Lohmann and Feichter, 2005; IPCC, 2007; Andreae and Rosenfeld, 2008). Predictions of which atmospheric particles act as cloud condensation nuclei (CCN) (i.e., the initial particles on which water condenses to grow into droplets) are complicated by their diverse composition (McFiggans et al., 2006). In particular, the influence of organic material on CCN activity is both important and challenging, given that organic material at times comprises a dominant fraction of the particle mass but consists of myriad possible molecular configurations (Andreae and Crutzen, 1997; Kanakidou et al., 2005; Murphy et al., 2006; Goldstein and Galbally, 2007; Zhang et al., 2007). Moreover, less-active organic material is often internally mixed with more-active inorganic material within a single particle so that an understanding of the CCN activity of mixed materials is required (Shulman et al., 1996; Kulmala et al., 1997; Cruz and Pandis, 1998; Laaksonen et al., 1998; Bilde and Svenningsson, 2004; Sun and Ariya, 2006).

A significant fraction of the organic material in atmospheric particles results from the gas-to-particle condensation of the low-volatility oxidation products of volatile organic compounds (VOCs), thereby forming a secondary organic aerosol (SOA) (Seinfeld and Pandis, 2006). Similar oxidation products can also form by aqueous chemical pathways, such as in cloud droplets (Lim et al., 2005; Volkamer et al., 2009), and they can remain in the particle following droplet evaporation. Globally, the dominant contributors to SOA production are biogenic VOCs, such as terpenes and isoprene (Griffin et al., 1999; Chung and Seinfeld, 2002; Tsigaridis and Kanakidou, 2003; Kanakidou et al., 2005). Isoprene is the most abundant non-methane hydrocarbon, with emissions of ca. 500 Tg yr⁻¹ (Guenther et al., 2006), and the contribution of isoprene emissions to tropospheric organic particle mass concentrations can be significant (Claeys et al., 2004; Edney et al., 2005; Henze and Seinfeld, 2006; Kleindienst et al., 2006; Kroll et al., 2006; Ng et al., 2008; Carlton et al., 2009).

CCN activity of isoprene photooxidation products

S. M. King et al.

Title Page

Abstract

Introduction

Conclusions

References

Tables

Figures

⏪

⏩

◀

▶

Back

Close

Full Screen / Esc

Printer-friendly Version

Interactive Discussion

**CCN activity of
isoprene
photooxidation
products**

S. M. King et al.

Title Page

Abstract

Introduction

Conclusions

References

Tables

Figures

⏪

⏩

◀

▶

Back

Close

Full Screen / Esc

Printer-friendly Version

Interactive Discussion

In the present study, the CCN activity of mixed organic-sulfate particles, which were produced by the condensation of isoprene photooxidation products on sulfate seed particles at variable NO_x concentrations, was investigated in the Harvard Environmental Chamber. The influence of NO_x concentration on the yield of particle mass for isoprene photooxidation was reported previously (Presto et al., 2005; Dommen et al., 2006; Kroll et al., 2006; Carlton et al., 2009), and the observed changes in yield reported in those studies for varying VOC-to- NO_x ratios suggested significant variability in the chemical composition of secondary organic material. This variability, which we hypothesized could imply changes in CCN activity, provided our motivation for the study described herein. Moreover, CCN activity after conditioning in a thermodenuder was measured in the present study. Particle conditioning by use of thermodenuders has been discussed in several recent laboratory studies (Paulsen et al., 2006; An et al., 2007; Jonsson et al., 2007; Stanier et al., 2007), and the reported effects on hygroscopic properties motivated us in this study to test for significant changes in CCN activity (Meyer et al., 2009; Poulain et al., 2009).

2 Experimental

The Harvard Environmental Chamber, described in Shilling et al. (2008) and King et al. (2009), was used to form mixed organic-sulfate particles by the condensation of VOC oxidation products on inorganic seed particles (Fig. 1). Continuous-flow operation of the chamber held reaction conditions at steady state over time periods of days, allowing for adequate signal integration and averaging at low mass concentrations. The conditions of each experiment performed during this study are listed in Table 1. The temperature and the relative humidity in the bag were held at 25 °C and 40%, respectively, by feedback control (King et al., 2009). Ultraviolet irradiation was provided by forty-eight 40-W Sylvania 350BL blacklights affixed to the chamber walls. The photolysis rate coefficient of NO_2 was measured as $0.23 \pm 0.01 \text{ min}^{-1}$.

**CCN activity of
isoprene
photooxidation
products**

S. M. King et al.

Title Page

Abstract

Introduction

Conclusions

References

Tables

Figures

⏪

⏩

◀

▶

Back

Close

Full Screen / Esc

Printer-friendly Version

Interactive Discussion

The 4.7 m³ Teflon bag inside the chamber was cleaned before each experiment, typically for one to two days. During the cleaning procedure, the bag was irradiated and the temperature of the chamber was set to 40 °C. Continuous flows of particle- and hydrocarbon-free air at 50 sLpm and of hydrogen peroxide (vide infra) at 0.5 sLpm were flushed through the chamber, for which the conditions of the standard liter (sL) were 273.15 K and 10⁵ Pa. Cleaning continued until the particle concentration was less than 1 cm⁻³ and the NO_x concentration was less than 1 ppbv.

The components injected into the chamber included dry and humid pure air, dry ammonium sulfate seed particles, hydrogen peroxide (H₂O₂), isoprene (C₅H₈), and nitric oxide (NO). Flow into the chamber included 17 sLpm of mixed wet and dry clean air, 0.5 sLpm of air exiting the H₂O₂ bubbler, and 2.3 sLpm from the seed-particle generator. For this total flow, the mixed-volume residence time in the bag was 3.6 h at 25 °C. Isoprene flow ranged from 0.01 to 0.04 sLpm, depending on the desired steady-state organic particle mass concentration. For experiments with variable NO_x, NO flow was less than 0.01 sLpm. The seed particles were size-selected by a differential mobility analyzer (DMA₁, TSI Model 3071) and passed through a diffusion dryer (<5% RH) before they were injected into the chamber. The size distribution of the dry seed particles had a mean electric mobility that was equivalent to 50 nm spherical particles of +1 charge (i.e., $D_{m,+1}$ = 50 nm). The geometric standard deviation of the distribution was approximately 1.3, in line with the employed sheath-to-aerosol flow ratio of 10:2.5. The particle number concentration exiting the bag ranged between 4000 and 8000 cm⁻³.

The H₂O₂ radical precursor used in these experiments followed the method of Kröll et al. (2006), who described SOA production by OH-initiated VOC oxidation. A flow of 0.5 sLpm of nitrogen was introduced by a fritted stainless steel bubbler into a concentrated aqueous solution of H₂O₂ (50 wt%; Sigma Aldrich), and the exit flow of H₂O₂-laden N₂ was injected into the bag through a PFA tube. Based on the H₂O₂ vapor pressure of the solution (Scatchard et al., 1952), the predicted steady-state concentration of H₂O₂ in the bag was 22 ppmv prior to photolysis. Photolysis of H₂O₂ was enhanced by irradiation from an ultraviolet lamp (Jelight 1000) prior to injection into the

irradiated bag.

Isoprene injection was regulated using a mass flow controller attached to a gas cylinder (Air Liquide; 0.5, 5, and 100 ppmv). Isoprene concentrations in the bag prior to reaction (cf. Table 1) were calculated from the dilution of the cylinder concentrations. The accuracy of the calculated concentrations was verified experimentally by use of an Ionicon proton-transfer reaction mass spectrometer (PTR-MS). The calculations and the measurements agreed within a 10% uncertainty (e.g., the calculated 50 ppbv was measured as 48 ± 5 ppbv). Measurements for an initial isoprene concentration of 50 ppbv and NO_x concentration of less than 1 ppbv during steady-state photolysis showed that 10% of the isoprene exited without reaction, implying an effective OH concentration of 7×10^6 molecule cm^{-3} for an OH- C_5H_8 bimolecular rate constant of 1.02×10^{-10} cm^3 molecule $^{-1}$ s $^{-1}$. Initial isoprene concentrations of 50 to 200 ppbv were employed in the experiments (cf. Table 1).

The NO_x concentration was maintained in the bag by constant injection of NO from a gas cylinder (Air Liquide; 1 and 5 ppm). For Experiment 1, no prior injection of NO had occurred since the installation of the bag. During this experiment, the NO_x concentration remained below the detection limit of 0.4 ppbv (Teledyne 200E chemiluminescent analyzer). Subsequent to the use of NO in Experiment 2, the NO_x concentrations remained above the detection limit even after extensive cleaning, presumably because of the uptake and the subsequent slow release from the Teflon material of the bag.

The concentration of O_3 , produced as a by-product of VOC photooxidation, was recorded using an ultraviolet absorption ozone analyzer (Teledyne 400E). The concentration increased linearly with the NO_x concentration, ranging from 19 ± 5 to 333 ± 3 ppbv O_3 for NO_x concentrations ranging from less than 1 ppbv to 38 ± 5 ppbv (Table 1). The ozonolysis products of the isoprene have high volatility and therefore are not expected to contribute to the particle mass concentrations of this study (Kleindienst et al., 2007).

The flow exiting the bag was split three ways for simultaneous sampling by a scanning mobility particle sizer (SMPS₁, TSI Model 3936) to measure the particle number-size distributions, an Aerodyne high-resolution time-of-flight aerosol mass

**CCN activity of
isoprene
photooxidation
products**

S. M. King et al.

Title Page

Abstract

Introduction

Conclusions

References

Tables

Figures

⏪

⏩

◀

▶

Back

Close

Full Screen / Esc

Printer-friendly Version

Interactive Discussion

spectrometer (HR-ToF-AMS) to measure the organic and sulfate particle mass concentrations, and a CCN instrument configuration to measure the size-resolved activation spectra. The CCN measurements were carried out by the instrument chain represented in Fig. 1. A differential mobility analyzer (DMA₂, sheath-to-aerosol flow ratio of 10:2.5) was used to select particles within a confined range of electrical mobility. For the experiments described herein, selected mode diameters included $D_{m,+1}$ equivalents of 70, 80, 90, 100, 120, and 150 nm. The mobility-classified particles flowed through a thermodenuder before simultaneous sampling by a condensation particle counter (CPC, TSI 3010), a Droplet Measurement Technologies cloud condensation nucleus counter (CCNC, DMT CCN-2) (Roberts and Nenes, 2005; Lance et al., 2006; Rose et al., 2008), and a second SMPS (SMPS₂, DMA sheath-to-aerosol ratio of 10:1). The activated fraction was calculated as the number concentration of particles growing to optical diameters of 1 μm and larger, divided by the number concentration measured by the CPC. Calibration of the CCNC was performed off-line by using an osmotic coefficient model with the parameterization of Brechtel and Kreidenweis (2000) to determine the activation supersaturations of (NH₄)₂SO₄ (Shilling et al., 2007). SMPS₂ with a particle charger in front measured the number-diameter distribution of particles entering the CCNC (cf. Fig. 2) and allowed for direct incorporation of the effects of multiply charged particles in the data analysis. Even though the DMA₂-SMPS₂ represents a tandem configuration that normally requires use of an inversion algorithm like TDMAFIT (Rader and McMurry, 1986; Stolzenburg and McMurry, 2008), the larger sheath-to-aerosol flow ratio in SMPS₂ compared to that in the DMA₂ obviated the need in our application, and the TSI algorithm was used for inversion of the SMPS₂ data.

The thermodenuder (TSI Model 3065) consisted of a heated section (25 cm length), in which molecules were evaporated from the particles, followed by an absorptive section (80 cm length), in which the evaporated molecules were removed by activated charcoal. The flow rate through the thermodenuder was maintained below the maximum recommendation of 3 Lpm, corresponding to a residence time of more than 0.6 s in the heated section and more than 1.9 s in the absorptive section.

**CCN activity of
isoprene
photooxidation
products**

S. M. King et al.

Title Page

Abstract

Introduction

Conclusions

References

Tables

Figures

⏪

⏩

◀

▶

Back

Close

Full Screen / Esc

Printer-friendly Version

Interactive Discussion

3 Results and discussion

The critical supersaturation S_c (%) of CCN activation for a particle corresponds to the maximum in the supersaturation S of the hygroscopic growth curve (Seinfeld and Pandis, 2006). For multi-component particles, this curve can be calculated as follows (King et al., 2009):

$$1 + \frac{S}{100} = n_w \left(n_w + \frac{\pi D_{\text{geo,dry}}^3}{6} \sum_{k \in \{\text{AS,ORG}\}} \varepsilon_k \omega_k i_k V_{m,k}^{-1} \right)^{-1} \exp \left(\frac{4\sigma V_{m,w}}{RTD_{\text{aq}}} \right) \quad (1)$$

where n_w is the number of moles of water, ε_k is the volume fraction of species k in the dry particle, ω_k is the soluble fraction of species k at activation, i_k is the van't Hoff factor of the soluble fraction of species k in solution, $V_{m,k}$ is the molar volume of the soluble fraction of species k in the dry particle, σ is the surface tension of the solution, subscript w is pure water, R is the universal gas constant, T is temperature, $D_{\text{geo,dry}}$ is the geometric diameter of the dry particle, and D_{aq} is the diameter of the wet particle. In our study, species k include ammonium sulfate ("AS") and secondary organic material ("ORG").

As apparent in Eq. (1), the terms ω_{ORG} , i_{ORG} , and $V_{m,\text{ORG}}$ appear together so that compensating changes in them can explain a CCN data set, implying that these terms are non-unique. Petters and Kreidenweis (2007) developed a lumped-parameter approach as a way to represent the chemical properties that influence CCN activation. According to this approach, the hygroscopic growth curve can be expressed using the effective hygroscopicity parameter κ_k as follows:

$$1 + \frac{S}{100} = \frac{D_{\text{aq}}^3 - D_{\text{geo,dry}}^3}{D_{\text{aq}}^3 - D_{\text{geo,dry}}^3 \left(1 - \sum_{k \in \{\text{AS,ORG}\}} \varepsilon_k \kappa_k \right)} \exp \left(\frac{4\sigma V_{m,w}}{RTD_{\text{aq}}} \right) \quad (2)$$

[Title Page](#)[Abstract](#)[Introduction](#)[Conclusions](#)[References](#)[Tables](#)[Figures](#)[⏪](#)[⏩](#)[◀](#)[▶](#)[Back](#)[Close](#)[Full Screen / Esc](#)[Printer-friendly Version](#)[Interactive Discussion](#)

for which $\sigma=0.072\text{ N m}^{-1}$ of water. Equations (1) and (2) are related by $\kappa_k=\omega_k i_k V_{m,k}^{-1} V_{m,w}$.

CCN activation curves measured with the thermodenuder at 25°C are shown in Fig. 3 for particle populations having $D_{m,+1}$ between 70 and 150 nm. The range of $\text{C}_5\text{H}_8:\text{NO}_x$ conditions represented in Fig. 3 corresponds to the experiments described in Table 1. The lines through the data points show the predicted CCN activation curves of the particle population based on the model described in King et al. (2009).¹ In the model, particles within the population have different critical supersaturations because of heterogeneities in particle diameter and organic volume fraction. One underlying source of heterogeneity is the distribution of diameters for the sulfate seed particles; this distribution is affected both by the resolution of DMA₁ and by the presence of multiply charged particles. For similar reasons, there is heterogeneity in the particles that pass through DMA₂. These heterogeneities explain the inflection point apparent in the predicted activation curves (as well as in the data) shown in Fig. 3.

The predicted activation curves, which pass through all data points within experimental uncertainty, are based on a single set of physicochemical parameters (Table 2) across the range of investigated $\text{C}_5\text{H}_8:\text{NO}_x$ conditions (i.e., 200:0 to 50:38 ppbv). To obtain the parameters in Table 2, we prescribed all quantities except for the effective molar volume $V_{m,\text{ORG}}$ of the organic component (King et al., 2007). This quantity was optimized in a least-squares manner so that the model predictions fit the observations, and the result of $180\text{ cm}^3\text{ mol}^{-1}$ (corresponding to κ_{ORG} of 0.10) was obtained. A sensitivity analysis showed that the predicted activation curves were reproducible for up to a 25% change in the optimized value of $V_{m,\text{ORG}}$, corresponding to ± 0.03 for κ_{ORG} . The obtained $V_{m,\text{ORG}}$ for the secondary organic material formed by isoprene photo-oxidation can be compared to $V_{m,\text{ORG}}$ values of 145, 148, and $180\text{ cm}^3\text{ mol}^{-1}$ previously

¹An improvement in the present implementation is that multiply charged particles are directly accounted for using the number-diameter distributions measured by SMPS₂, supplanting the need for modeling the distribution that passes DMA₂.

CCN activity of isoprene photooxidation products

S. M. King et al.

Title Page

Abstract

Introduction

Conclusions

References

Tables

Figures

⏪

⏩

◀

▶

Back

Close

Full Screen / Esc

Printer-friendly Version

Interactive Discussion



reported by Hartz et al. (2005), King et al. (2009), and Engelhart et al. (2008), respectively, for the organic material formed by the dark ozonolysis of monoterpenes. The obtained κ_{ORG} can be compared to the results of Prenni et al. (2007), Duplissy et al. (2008), Engelhart et al. (2008), and Wex et al. (2009). Those studies, representing the (photo-)oxidation of monoterpenes as well as small aromatic molecules, found that κ_{ORG} ranged between 0.10 and 0.18 with uncertainties of up to ± 0.08 . Therefore, within uncertainty, the CCN activity of secondary organic material produced by the photooxidation of isoprene and that resulting from other investigated precursor gases are equivalent.

The secondary organic material for the experiments summarized in Table 1 was characterized by on-line particle mass spectrometry (Canagaratna et al., 2007). King et al. (2009) showed that, in the case of the dark ozonolysis of α -pinene, the CCN activity abruptly increased as the percent contribution of signal intensity at m/z 44 to the total organic signal intensity passed a threshold at 11%, which was concomitant with a decrease in organic particle mass concentration to less than $1 \mu\text{g m}^{-3}$. This result was plausibly explained by a decrease in surface tension caused by an enrichment of carboxylic acids because fragments contributing at m/z 44 included CO_2^+ derived from carboxylic acids. For comparison, in the case of isoprene photooxidation as summarized in Table 1, mass spectral characterization of the particle-phase secondary organic material showed that the percent contribution of signal intensity at m/z 44 varied between 6% and 9%, with the fraction contributed to m/z 44 by CO_2^+ varying between 83% and 89%. The CCN activity of this material had no detectable variation, so the implication is that the variance in chemical composition reflected by the 6% to 9% contribution at m/z 44 was insufficient to affect CCN activation. This implication is consistent with the results for the oxidation products of α -pinene that an 11% threshold value was necessary to influence CCN activity (King et al., 2009; Shilling et al., 2009). In the present experiments for variable NO_x concentrations, organic nitrates were another potential hygroscopic moiety, but the high-resolution particle mass spectra indicate that these species were insignificant across the range of investigated experimental conditions

**CCN activity of
isoprene
photooxidation
products**

S. M. King et al.

Title Page

Abstract

Introduction

Conclusions

References

Tables

Figures

⏪

⏩

◀

▶

Back

Close

Full Screen / Esc

Printer-friendly Version

Interactive Discussion

(Chen et al., 2010).

Even though the physicochemical properties describing CCN activity and chemical composition were invariant for a thermodenuder setting of 25 °C, the organic particle mass concentrations nevertheless depended on the C₅H₈ and NO_x concentrations as well as their ratio (Table 1). The complex dependence of concentration and yield on the C₅H₈:NO_x ratio and other conditions (e.g., OH concentration) is discussed by Kroll et al. (2006) and Carlton et al. (2009). The mass yields from this study (viz. 0.4–3.1% uncorrected for wall loss) agree with those reported in previous studies (cf. Fig. 3 in Carlton et al., 2009). Analysis of the entries in Table 1 shows that there was no obvious relationship between the percent contribution by *m/z* 44 and possible predictive factors, such as the organic particle mass concentration, the organic particle mass yield, the C₅H₈:NO_x ratio, or the NO_x concentration. The absence of simple correlations might be explainable by the complex, shifting dominance between the peroxy and nitrate reaction pathways (Carlton et al., 2009).

The CCN activity of particles after passing through the thermodenuder at 60 and 100 °C was studied. The number-diameter distributions shown in Fig. 4 after exposure to 100 °C can be compared to those shown in Fig. 2 for 25 °C, revealing a shift to smaller diameters because of the evaporation of organic material. Ammonium sulfate did not evaporate for the employed temperatures and residence times (Fig. S1: <http://www.atmos-chem-phys-discuss.net/10/213/2010/acpd-10-213-2010-supplement.pdf>) (An et al., 2007; Huffman et al., 2008). Figure 5 shows the residual organic volume fraction for particles initially of 100 nm for increasing thermodenuder temperature (i.e., volatilization curves). Data from many experiments are shown together in Fig. 5, and within uncertainty the volatilization curves are the same, indicating little to no dependence on the extent of evaporation for the different C₅H₈:NO_x ratios among the experiments. The results at 100 °C agree with those of Poulain et al. (2009), who also observed that 65% of the organic particle mass concentration formed from α -pinene ozonolysis evaporated at 100 °C. Fierz et al. (2007) have emphasized the importance of the effects of thermodenuder residence time, and

**CCN activity of
isoprene
photooxidation
products**

S. M. King et al.

Title Page

Abstract

Introduction

Conclusions

References

Tables

Figures

⏪

⏩

◀

▶

Back

Close

Full Screen / Esc

Printer-friendly Version

Interactive Discussion

we therefore carried out experiments both for flow rates of 2.5 and 1 Lpm, corresponding to residence times of 0.7 and 1.8 s, respectively. Similar volatilization curves were obtained for both flow rates. No particle mass spectra were collected after the thermodenuder.

5 CCN activation curves were collected for increasing thermodenuder temperature (Fig. S2: <http://www.atmos-chem-phys-discuss.net/10/213/2010/acpd-10-213-2010-supplement.pdf>). The shift in number-diameter distribution to smaller particles for increasing thermodenuder treatment (cf. Fig. 4) results in a shift of the activation curves to higher supersaturations. However, for experiments with larger
10 $C_5H_8:NO_x$ ratios, the observed CCN curves are shifted even higher than expected from diameter decreases, indicating a decrease in the intrinsic CCN activation properties of the organic component of the particles (i.e., a decrease of κ_{ORG}) for increasing thermodenuder temperature. Chemical changes in the organic component can result from the preferential evaporative loss of more-volatile molecules, leaving a residuum of less-volatile molecules (i.e., a process akin to fractional distillation). Meyer et al. (2009) and Poulain et al. (2009) reported that the less-volatile fraction of α -pinene SOA was also the less-hygroscopic fraction. Poulain et al. monitored compositional changes in the particles following thermodenuder treatment and found that the concentration of oxygenated compounds (which are expected to be more hygroscopic) decreased
15 at 100 °C. Kalberer et al. (2004), El Haddad et al. (2009), Shapiro et al. (2009), and references therein have shown that high temperatures can induce chemical reactions, such as the decomposition of peroxides, the oligomerization of alcohols with carbonyls by aldol condensation, or the esterification of alcohols with carboxylic acids, all largely driven by the elimination of molecular water. Oligomerization in particular increases molar volume $V_{m,k}$ and thus decreases κ_{ORG} according to $\kappa_k = \omega_k i_k V_{m,k}^{-1} V_{m,w}$. Significant oligomerization could also decrease the water-soluble fraction ω_k .
20
25

To explore the extent of chemical transformation that is required to change the CCN properties as much as observed, we varied the parameters of Eq. (1) to fit the experimental data. For Experiment 1 with treatment at 100 °C, changes to

**CCN activity of
isoprene
photooxidation
products**

S. M. King et al.

Title Page

Abstract

Introduction

Conclusions

References

Tables

Figures

◀

▶

◀

▶

Back

Close

Full Screen / Esc

Printer-friendly Version

Interactive Discussion

$V_{m,ORG} > 10^4 \text{ cm}^3 \text{ mol}^{-1}$, i_{ORG} less than 0.02, or σ greater than 0.085 N m^{-1} can bring closure between the model and data. An increase in the surface tension to 0.085 N m^{-1} is counter to evidence that the organic material, if anything, depresses surface tension (Facchini et al., 1999). Similarly, van't Hoff factors of < 0.02 are not congruent with those of water-soluble organic molecules, which are generally not much smaller than unity, both for small molecules as well as for macromolecules (Mikhailov et al., 2004, 2009). An effective molar volume of $> 10^4 \text{ cm}^3 \text{ mol}^{-1}$ might be explained by the formation of oligomers having molecular mass greater than 10 kDa, but the kinetics must be very rapid, requiring the formation of 100-mers during the exposure times in the thermodenuder. This possibility cannot be fully ruled out.

Alternatively, the observations can be explained by a decrease of the soluble fraction ω_{ORG}^* upon heating. This behavior could be another consequence of oligomerization and the formation of n -mers (but with $n \ll 100$ as required in the previous explanation). The activation curves of Experiment 1 at 60 and 100°C can be modeled with the parameters of Table 2 unchanged except for $\omega_{ORG} = 0.6$ and $\omega_{ORG} = 0.02$, respectively. In this way, possible co-changes in $V_{m,ORG}$, i_{ORG} , or σ , which we cannot resolve in our analysis, are gathered into an effective change in ω_{ORG} (Engelhart et al., 2008). In view of the relatively low molecular mass and high polarity of the gas-phase oxidation products of isoprene, water-soluble material is expected in the particle phase. Oligomerization in the particle phase, however, can lead to products of reduced water solubility. Thus, we suggest that the chemical suppression of CCN activity observed upon heating of the investigated isoprene SOA particles is explained by oligomerization in the condensed phase.

A case study applied to AMAZE-08. The results of this study can be compared to field observations reported by Gunthe et al. (2009) as part of the Amazonian Aerosol Characterization Experiment (AMAZE-08) that took place during the wet season in the central Amazon Basin. The site is located such that air masses travel mainly from the northeast over 1600 km of rainforest. Isoprene concentrations approach 10 ppbv at midday (Karl et al., 2007), NO_x concentrations are typically significantly less than

**CCN activity of
isoprene
photooxidation
products**

S. M. King et al.

Title Page

Abstract

Introduction

Conclusions

References

Tables

Figures

⏪

⏩

◀

▶

Back

Close

Full Screen / Esc

Printer-friendly Version

Interactive Discussion

1 ppbv during the wet season (Andreae et al., 2002; Trebs et al., 2006), submicron particle organic mass concentrations are around $1 \mu\text{g m}^{-3}$, and the particles are dominantly composed of sulfate and organic materials without nitrate or soot common to anthropogenically affected regions of the world (Martin et al., in press, 2010). Chen et al. (2009) concluded that most of the organic material composing submicron particles over the Amazon Basin during AMAZE-08 was derived from biogenic SOA production. The conditions of the experiments summarized in Table 1 for the Harvard Environmental Chamber therefore have important commonalities with those prevailing in the Amazon Basin.

To facilitate comparisons of complex data sets, we define an apparent critical supersaturation $S_{c,a}$. This value is calculated for one geometric diameter and one organic volume fraction (i.e., effectively assuming homogeneity within a population) using Eq. (1) and the physicochemical properties of Table 2. In our analysis, the organic volume fraction is based on the measurements in AMAZE-08 at each analyzed diameter (Gunthe et al., 2009). The average organic fractions were greater than 0.8, and Gunthe et al. showed that a mixing rule to obtain an overall κ value based on individual κ values and volume fractions of the sulfate and organic components (using $\kappa=0.1$ for the organic material on the basis of the widespread dominance of secondary organic components in the Amazon Basin) could explain well the variability observed in CCN activity during the field observations. This finding suggested to us that results on CCN activity recorded in the Harvard Environmental Chamber for mixed sulfate-organic particles should also be germane to the Amazon.

Figure 6 shows $S_{c,a}$ for $D_{m,+1}$ of 80, 100, 120, and 150 nm. Data from AMAZE-08 are also included in Fig. 6; the shown points represent campaign averages. For further comparison, $S_{c,a}$ is also calculated using Eq. (1) and the physicochemical parameters measured previously for the secondary organic material resulting from the oxidation of α -pinene (King et al., 2007). Figure 6 shows that predictions based on organic-component parameters derived from SOA production by the oxidation of either (or both) isoprene and α -pinene agree well with the AMAZE-08 observations.

**CCN activity of
isoprene
photooxidation
products**

S. M. King et al.

Title Page

Abstract

Introduction

Conclusions

References

Tables

Figures

⏪

⏩

◀

▶

Back

Close

Full Screen / Esc

Printer-friendly Version

Interactive Discussion

**CCN activity of
isoprene
photooxidation
products**

S. M. King et al.

Title Page

Abstract

Introduction

Conclusions

References

Tables

Figures

◀

▶

◀

▶

Back

Close

Full Screen / Esc

Printer-friendly Version

Interactive Discussion

These findings suggest that the CCN activity of aerosol particles over regions and at times for which the particle components are dominated by the oxidation products of biogenic sulfur and organic emissions can be accurately modeled using a simple two-component Köhler model that assumes full solubility and $\kappa_{\text{ORG}}=0.1$. Furthermore, the chamber studies cited earlier also suggest that secondary organic components produced from the oxidation of anthropogenic precursor gases also have $\kappa_{\text{ORG}}=0.1$. This value should therefore be widely representative and applicable for use in large-scale atmospheric and climate model studies. This conclusion is supported not only by CCN field measurements in pristine rainforest air of Amazonia (Gunthe et al., 2009) but also by field experiments in polluted urban and rural air in central Europe (Dusek et al., submitted, 2009).

4 Conclusions

The CCN activity of mixed organic-sulfate particles produced by the condensation of the reaction products of the hydroxyl-radical-initiated photooxidation of isoprene was studied. Over the range of investigated $\text{C}_5\text{H}_8:\text{NO}_x$ ratios, the CCN activation curves were successfully predicted using a simple two-component Köhler model and a single suite of physicochemical parameters for fully water-soluble secondary organic material. Experimental conditions and parameter values are summarized in Tables 1 and 2, respectively. The values of the parameters are similar to those reported in the literature for organic material produced by the oxidation of other VOC precursor gases, such as monoterpenes and small aromatic molecules. These findings suggest that over Amazonia and other regions dominated by high biogenic emissions, the CCN activity of particles (as represented in large-scale atmospheric and climate models) can be simply and accurately predicted using a multi-component Köhler model that employs a single suite of parameters for biogenic secondary organic components in conjunction with the parameters representing the inorganic species.

Acknowledgements. This material is based upon work supported by the Office of Science (BES), US Department of Energy, Grant No. DE-FG02-08ER64529. SMK acknowledges support from the EPA STAR fellowship program and from the Harvard University DRCLAS Jorge Paulo Lemann Fellowship. TR acknowledges support from the Danish Agency for Science
5 Technology and Innovation under Grant No. 272-06-0318. QC acknowledges support from the NASA Earth and Space Science Fellowship. JES acknowledges support from the ACI. The authors thank J. Kroll for helpful discussion.

References

An, W. J., Pathak, R. K., Lee, B. H., and Pandis, S. N.: Aerosol volatility measurement using
10 an improved thermodenuder: Application to secondary organic aerosol, *J. Aerosol. Sci.*, **38**, 305–314, 2007.

Andreae, M. O. and Crutzen, P. J.: Atmospheric aerosols: Biogeochemical sources and role in atmospheric chemistry, *Science*, **276**, 1052–1058, 1997.

Andreae, M. O., Artaxo, P., Brandao, C., Carswell, F. E., Ciccioli, P., da Costa, A. L., Culf, A. D.,
15 Esteves, J. L., Gash, J. H. C., Grace, J., Kabat, P., Lelieveld, J., Malhi, Y., Manzi, A. O., Meixner, F. X., Nobre, A. D., Nobre, C., Ruivo, M. A., Silva-Dias, M. A., Stefani, P., Valentini, R., von Jouanne, J., and Waterloo, M. J.: Biogeochemical cycling of carbon, water, energy, trace gases, and aerosols in Amazonia: The LBA-EUSTACH experiments, *J. Geophys. Res.*, **107**, 8066, doi:8010.1029/2001JD000524, 2002.

20 Andreae, M. O. and Rosenfeld, D.: Aerosol-cloud-precipitation interactions, Part 1: The nature and sources of cloud-active aerosols, *Earth-Sci. Rev.*, **89**, 13–41, 2008.

Bilde, M. and Svenningsson, B.: CCN activation of slightly soluble organics: The importance of small amounts of inorganic salt and particle phase, *Tellus*, **56**, 128–134, 2004.

Brechtel, F. J. and Kreidenweis, S. M.: Predicting particle critical supersaturation from hygroscopic growth measurements in the humidified TDMA, Part I: Theory and sensitivity studies,
25 *J. Atmos. Sci.*, **57**, 1854–1871, 2000.

Canagaratna, M. R., Jayne, J. T., Jimenez, J. L., Allan, J. D., Alfarra, M. R., Zhang, Q., Onasch, T., Drewnick, F., Coe, H., Middlebrook, A. M., Delia, A., Williams, L. R., Trimborn, A. M., Northway, M. J., DeCarlo, P. F., Kolb, C. E., Davidovits, P., and Worsnop, D. R.: Chemical

Title Page

Abstract

Introduction

Conclusions

References

Tables

Figures

◀

▶

◀

▶

Back

Close

Full Screen / Esc

Printer-friendly Version

Interactive Discussion

- and microphysical characterization of ambient aerosol with the Aerodyne aerosol mass spectrometer, *Mass. Spectrom. Rev.*, 26, 185–222, 2007.
- Carlton, A. G., Wiedinmyer, C., and Kroll, J. H.: A review of secondary Organic Aerosol (SOA) formation from isoprene, *Atmos. Chem. Phys.*, 9, 4987–5005, 2009,
5 <http://www.atmos-chem-phys.net/9/4987/2009/>.
- Chen, Q., Farmer, D. K., Schneider, J., Zorn, S. R., Heald, C. L., Karl, T. G., Guenther, A., Allan, J. D., Robinson, N., Coe, H., Kimmel, J. R., Pauliquevis, T., Borrmann, S., Pöschl, U., Andreae, M. O., Artaxo, P., Jimenez, J. L., and Martin, S. T.: Mass spectral characterization of submicron biogenic organic particles in the Amazon Basin, *Geophys. Res. Lett.*, 36, L20806,
10 doi:20810.21029/22009GL039880, 2009.
- Chung, S. H. and Seinfeld, J. H.: Global distribution and climate forcing of carbonaceous aerosols, *J. Geophys. Res.*, 107, 4407, doi:4410.1029/2001JD001397, 2002.
- Claeys, M., Graham, B., Vas, G., Wang, W., Vermeylen, R., Pashynska, V., Cafmeyer, J., Guyon, P., Andreae, M. O., Artaxo, P., and Maenhaut, W.: Formation of secondary organic
15 aerosols through photooxidation of isoprene, *Science*, 303, 1173–1176, 2004.
- Cruz, C. N. and Pandis, S. N.: The effect of organic coatings on the cloud condensation nuclei activation of inorganic atmospheric aerosol, *J. Geophys. Res.*, 103, 13111–13123, 1998.
- Dommen, J., Metzger, A., Duplissy, J., Kalberer, M., Alfarra, M. R., Gascho, A., Weingartner, E., Prevot, A. S. H., Verheggen, B., and Baltensperger, U.: Laboratory observation of oligomers in the aerosol from isoprene/NO_x photooxidation, *Geophys. Res. Lett.*, 33, L13805,
20 doi:13810.11029/12006GL026523, 2006.
- Duplissy, J., Gysel, M., Alfarra, M. R., Dommen, J., Metzger, A., Prevot, A. S. H., Weingartner, E., Laaksonen, A., Raatikainen, T., Good, N., Turner, S. F., McFiggans, G., and Baltensperger, U.: Cloud forming potential of secondary organic aerosol under near atmospheric conditions, *Geophys. Res. Lett.*, 35, L03818,
25 doi:03810.01029/02007GL031075, 2008.
- Edney, E. O., Kleindienst, T. E., Jaoui, M., Lewandowski, M., Offenberg, J. H., Wang, W., and Claeys, M.: Formation of 2-methyl tetrols and 2-methylglyceric acid in secondary organic aerosol from laboratory irradiated isoprene/NO_x/SO₂/air mixtures and their detection in ambient PM_{2.5} samples collected in the eastern United States, *Atmos. Environ.*, 39, 5281–5289,
30 2005.
- El Haddad, I., Yao Liu, Nieto-Gligorovski, L., Michaud, V., Temime-Roussel, B., Quivet, E., Marchand, N., Sellegri, K., and Monod, A.: In-cloud processes of methacrolein under

**CCN activity of
isoprene
photooxidation
products**S. M. King et al.

[Title Page](#)[Abstract](#)[Introduction](#)[Conclusions](#)[References](#)[Tables](#)[Figures](#)[⏪](#)[⏩](#)[◀](#)[▶](#)[Back](#)[Close](#)[Full Screen / Esc](#)[Printer-friendly Version](#)[Interactive Discussion](#)

simulated conditions - Part 2: Formation of secondary organic aerosol, *Atmos. Chem. Phys.*, 9, 5107–5117, 2009,

<http://www.atmos-chem-phys.net/9/5107/2009/>.

Engelhart, G. J., Asa-Awuku, A., Nenes, A., and Pandis, S. N.: CCN activity and droplet growth kinetics of fresh and aged monoterpene secondary organic aerosol, *Atmos. Chem. Phys.*, 8, 3937–3949, 2008,

<http://www.atmos-chem-phys.net/8/3937/2008/>.

Facchini, M. C., Mircea, M., Fuzzi, S., and Charlson, R. J.: Cloud albedo enhancement by surface-active organic solutes in growing droplets, *Nature*, 401, 257–259, 1999.

Fierz, M., Vernooij, M. G. C., and Burtscher, H.: An improved low-flow thermodenuder, *J. Aerosol. Sci.*, 38, 1163–1168, 2007.

Goldstein, A. H. and Galbally, I. E.: Known and unexplored organic constituents in the earth's atmosphere, *Environ. Sci. Technol.*, 41, 1514–1521, 2007.

Griffin, R. J., Cocker, D. R., Flagan, R. C., and Seinfeld, J. H.: Organic aerosol formation from the oxidation of biogenic hydrocarbons, *J. Geophys. Res.*, 104, 3555–3567, 1999.

Guenther, A., Karl, T., Harley, P., Wiedinmyer, C., Palmer, P. I., and Geron, C.: Estimates of global terrestrial isoprene emissions using MEGAN (Model of Emissions of Gases and Aerosols from Nature), *Atmos. Chem. Phys.*, 6, 3181–3210, 2006,

<http://www.atmos-chem-phys.net/6/3181/2006/>.

Gunthe, S. S., King, S. M., Rose, D., Chen, Q., Roldin, P., Farmer, D. K., Jimenez, J. L., Artaxo, P., Andreae, M. O., Martin, S. T., and Pöschl, U.: Cloud condensation nuclei in pristine tropical rainforest air of Amazonia: size-resolved measurements and modeling of atmospheric aerosol composition and CCN activity, *Atmos. Chem. Phys.*, 9, 7551–7575, 2009,

<http://www.atmos-chem-phys.net/9/7551/2009/>.

Henze, D. K. and Seinfeld, J. H.: Global secondary organic aerosol formation from isoprene oxidation, *Geophys. Res. Lett.*, 33, L09812, doi:09810.01029/02006GL025976, 2006.

Huffman, J. A., Ziemann, P. J., Jayne, J. T., Worsnop, D. R., and Jimenez, J. L.: Development and characterization of a fast-stepping/scanning thermodenuder for chemically-resolved aerosol volatility measurements, *Aerosol Sci. Tech.*, 42, 395–407, 2008.

IPCC: *Climate change 2007: The physical science basis*, Cambridge University Press, 2007.

Jonsson, A. M., Hallquist, M., and Saathoff, H.: Volatility of secondary organic aerosols from the ozone initiated oxidation of α -pinene and limonene, *J. Aerosol. Sci.*, 38, 843–852, 2007.

**CCN activity of
isoprene
photooxidation
products**

S. M. King et al.

Title Page

Abstract

Introduction

Conclusions

References

Tables

Figures

⏪

⏩

◀

▶

Back

Close

Full Screen / Esc

Printer-friendly Version

Interactive Discussion

**CCN activity of
isoprene
photooxidation
products**

S. M. King et al.

Title Page

Abstract

Introduction

Conclusions

References

Tables

Figures

⏪

⏩

◀

▶

Back

Close

Full Screen / Esc

Printer-friendly Version

Interactive Discussion

- Kalberer, M., Paulsen, D., Sax, M., Steinbacher, M., Dommen, J., Prevot, A. S. H., Fisseha, R., Weingartner, E., Frankevich, V., Zenobi, R., and Baltensperger, U.: Identification of polymers as major components of atmospheric organic aerosols, *Science*, 303, 1659–1662, 2004.
- 5 Kanakidou, M., Seinfeld, J. H., Pandis, S. N., Barnes, I., Dentener, F. J., Facchini, M. C., Van Dingenen, R., Ervens, B., Nenes, A., Nielsen, C. J., Swietlicki, E., Putaud, J. P., Balkanski, Y., Fuzzi, S., Horth, J., Moortgat, G. K., Winterhalter, R., Myhre, C. E. L., Tsigaridis, K., Vignati, E., Stephanou, E. G., and Wilson, J.: Organic aerosol and global climate modelling: a review, *Atmos. Chem. Phys.*, 5, 1053–1123, 2005,
<http://www.atmos-chem-phys.net/5/1053/2005/>.
- 10 Karl, T., Guenther, A., Yokelson, R. J., Greenberg, J., Potosnak, M., Blake, D. R., and Artaxo, P.: The tropical forest and fire emissions experiment: Emission, chemistry, and transport of biogenic volatile organic compounds in the lower atmosphere over Amazonia, *J. Geophys. Res.*, 112, D18302, doi:10.1029/2007JD008539, 2007.
- King, S. M., Rosenoern, T., Shilling, J. E., Chen, Q., and Martin, S. T.: Cloud condensation nucleus activity of secondary organic aerosol particles mixed with sulfate, *Geophys. Res. Lett.*, 34, L24803, doi:24810.21029/22007GL030390, 2007.
- 15 King, S. M., Rosenoern, T., Shilling, J. E., Chen, Q., and Martin, S. T.: Increased cloud activation potential of secondary organic aerosol for atmospheric mass loadings, *Atmos. Chem. Phys.*, 9, 2959–2971, 2009,
<http://www.atmos-chem-phys.net/9/2959/2009/>.
- 20 Kleindienst, T. E., Edney, E. O., Lewandowski, M., Offenberg, J. H., and Jaoui, M.: Secondary organic carbon and aerosol yields from the irradiations of isoprene and α -pinene in the presence of NO_x and SO_2 , *Environ. Sci. Technol.*, 40, 3807–3812, 2006.
- Kleindienst, T. E., Lewandowski, M., Offenberg, J. H., Jaoui, M., and Edney, E. O.: Ozone-isoprene reaction: Re-examination of the formation of secondary organic aerosol, *Geophys. Res. Lett.*, 34, L01805, doi:01810.01029/02006GL027485, 2007.
- 25 Kroll, J. H., Ng, N. L., Murphy, S. M., Flagan, R. C., and Seinfeld, J. H.: Secondary organic aerosol formation from isoprene photooxidation, *Environ. Sci. Technol.*, 40, 1869–1877, 2006.
- 30 Kulmala, M., Laaksonen, A., Charlson, R. J., and Korhonen, P.: Clouds without supersaturation, *Nature*, 388, 336–337, 1997.
- Laaksonen, A., Korhonen, P., Kulmala, M., and Charlson, R. J.: Modification of the Köhler equation to include soluble trace gases and slightly soluble substances, *J. Atmos. Sci.*, 55,

853–862, 1998.

Lance, S., Medina, J., Smith, J. N., and Nenes, A.: Mapping the operation of the DMT Continuous Flow CCN counter, *Aerosol Sci. Tech.*, 40, 242–254, 2006.

Lim, H. J., Carlton, A. G., and Turpin, B. J.: Isoprene forms secondary organic aerosol through cloud processing: model simulations, *Environ. Sci. Technol.*, 39, 4441–4446, 2005.

Lohmann, U. and Feichter, J.: Global indirect aerosol effects: a review, *Atmos. Chem. Phys.*, 5, 715–737, 2005,

<http://www.atmos-chem-phys.net/5/715/2005/>.

Martin, S. T., Andreae, M. O., Artaxo, P., Baumgardner, D., Chen, Q., Goldstein, A. H., Guenther, A., Heald, C. L., Mayol-Bracero, O. L., McMurry, P. H., Pauliquevis, T., Poeschl, U., Prather, K. A., Roberts, G. C., Saleska, S. R., Dias, M. A. S., Spracklen, D. V., Swietlicki, E., and Trebs, I.: Sources and properties of Amazonian aerosol particles, *Rev. Geophys.*, doi:10.1029/2008RG000280, in press, 2009.

McFiggans, G., Artaxo, P., Baltensperger, U., Coe, H., Facchini, M. C., Feingold, G., Fuzzi, S., Gysel, M., Laaksonen, A., Lohmann, U., Mentel, T. F., Murphy, D. M., O'Dowd, C. D., Snider, J. R., and Weingartner, E.: The effect of physical and chemical aerosol properties on warm cloud droplet activation, *Atmos. Chem. Phys.*, 6, 2593–2649, 2006,

<http://www.atmos-chem-phys.net/6/2593/2006/>.

Meyer, N. K., Duplissy, J., Gysel, M., Metzger, A., Dommen, J., Weingartner, E., Alfarra, M. R., Prevot, A. S. H., Fletcher, C., Good, N., McFiggans, G., Jonsson, Å. M., Hallquist, M., Baltensperger, U., and Ristovski, Z. D.: Analysis of the hygroscopic and volatile properties of ammonium sulphate seeded and unseeded SOA particles, *Atmos. Chem. Phys.*, 9, 721–732, 2009,

<http://www.atmos-chem-phys.net/9/721/2009/>.

Mikhailov, E., Vlasenko, S., Niessner, R., and Pöschl, U.: Interaction of aerosol particles composed of protein and salts with water vapor: hygroscopic growth and microstructural rearrangement, *Atmos. Chem. Phys.*, 4, 323–350, 2004,

<http://www.atmos-chem-phys.net/4/323/2004/>.

Mikhailov, E., Vlasenko, S., Martin, S. T., Koop, T., and Pöschl, U.: Amorphous and crystalline aerosol particles interacting with water vapor: conceptual framework and experimental evidence for restructuring, phase transitions and kinetic limitations, *Atmos. Chem. Phys.*, 9, 9491–9522, 2009,

<http://www.atmos-chem-phys.net/9/9491/2009/>.

**CCN activity of
isoprene
photooxidation
products**

S. M. King et al.

Title Page

Abstract

Introduction

Conclusions

References

Tables

Figures

◀

▶

◀

▶

Back

Close

Full Screen / Esc

Printer-friendly Version

Interactive Discussion

**CCN activity of
isoprene
photooxidation
products**

S. M. King et al.

Title Page

Abstract

Introduction

Conclusions

References

Tables

Figures

◀

▶

◀

▶

Back

Close

Full Screen / Esc

Printer-friendly Version

Interactive Discussion

- Murphy, D. M., Cziczo, D. J., Froyd, K. D., Hudson, P. K., Matthew, B. M., Middlebrook, A. M., Peltier, R. E., Sullivan, A., Thomson, D. S., and Weber, R. J.: Single-particle mass spectrometry of tropospheric aerosol particles, *J. Geophys. Res.*, 111, D23S32, doi:10.1029/2006JD007340, 2006.
- 5 Ng, N. L., Kwan, A. J., Surratt, J. D., Chan, A. W. H., Chhabra, P. S., Sorooshian, A., Pye, H. O. T., Crounse, J. D., Wennberg, P. O., Flagan, R. C., and Seinfeld, J. H.: Secondary organic aerosol (SOA) formation from reaction of isoprene with nitrate radicals (NO_3), *Atmos. Chem. Phys.*, 8, 4117–4140, 2008, <http://www.atmos-chem-phys.net/8/4117/2008/>.
- 10 Paulsen, D., Weingartner, E., Alfara, M. R., and Baltensperger, U.: Volatility measurements of photochemically and nebulizer-generated organic aerosol particles, *J. Aerosol. Sci.*, 37, 1025–1051, 2006.
- Petters, M. D. and Kreidenweis, S. M.: A single parameter representation of hygroscopic growth and cloud condensation nucleus activity, *Atmos. Chem. Phys.*, 7, 1961–1971, 2007, <http://www.atmos-chem-phys.net/7/1961/2007/>.
- 15 Poulain, L., Wu, Z., Petters, M. D., Wex, H., Hallbauer, E., Wehner, B., Massling, A., Kreidenweis, S. M., and Stratmann, F.: Towards closing the gap between hygroscopic growth and CCN activation for secondary organic aerosols - Part 3: Influence of the chemical composition on the hygroscopic properties and volatile fractions of aerosols, *Atmos. Chem. Phys. Discuss.*, 9, 16683–16714, 2009, <http://www.atmos-chem-phys-discuss.net/9/16683/2009/>.
- 20 Prenni, A. J., Petters, M. D., Kreidenweis, S. M., and DeMott, P. J.: Cloud droplet activation of secondary organic aerosol, *J. Geophys. Res.*, 112, D10223, doi:10.1029/12006JD007963, 2007.
- 25 Presto, A. A., Hartz, K. E. H., and Donahue, N. M.: Secondary organic aerosol production from terpene ozonolysis. 2. Effect of NO_x concentration, *Environ. Sci. Technol.*, 39, 7046–7054, 2005.
- Rader, D. J. and McMurry, P. H.: Application of the tandem differential mobility analyzer to studies of droplet growth or evaporation, *J. Aerosol. Sci.*, 17, 771–787, 1986.
- 30 Roberts, G. C. and Nenes, A.: A continuous-flow streamwise thermal-gradient CCN chamber for atmospheric measurements, *Aerosol Sci. Tech.*, 39, 206–221, 2005.
- Rose, D., Gunthe, S. S., Mikhailov, E., Frank, G. P., Dusek, U., Andreae, M. O., and Pöschl, U.: Calibration and measurement uncertainties of a continuous-flow cloud condensation nuclei

**CCN activity of
isoprene
photooxidation
products**

S. M. King et al.

Title Page

Abstract

Introduction

Conclusions

References

Tables

Figures

◀

▶

◀

▶

Back

Close

Full Screen / Esc

Printer-friendly Version

Interactive Discussion

counter (DMT-CCNC): CCN activation of ammonium sulfate and sodium chloride aerosol particles in theory and experiment, *Atmos. Chem. Phys.*, 8, 1153–1179, 2008, <http://www.atmos-chem-phys.net/8/1153/2008/>.

5 Scatchard, G., Kavanagh, G. M., and Ticknor, L. B.: Vapor-liquid equilibrium. VIII. Hydrogen peroxide-water mixtures, *J. Am. Chem. Soc.*, 74, 3715–3720, doi:10.1021/ja01135a001, 1952.

Seinfeld, J. H. and Pandis, S. N.: *Atmospheric Chemistry and Physics: From Air Pollution to Climate Change*, Wiley-Interscience, New York, 2006.

10 Shapiro, E. L., Szprengiel, J., Sareen, N., Jen, C. N., Giordano, M. R., and McNeill, V. F.: Light-absorbing secondary organic material formed by glyoxal in aqueous aerosol mimics, *Atmos. Chem. Phys.*, 9, 2289–2300, 2009, <http://www.atmos-chem-phys.net/9/2289/2009/>.

Shilling, J. E., King, S. M., Mochida, M., Worsnop, D. R., and Martin, S. T.: Mass spectral evidence that small changes in composition caused by oxidative aging processes alter aerosol CCN properties, *J. Phys. Chem. A*, 111, 3358–3368, 2007.

15 Shilling, J. E., Chen, Q., King, S. M., Rosenoern, T., Kroll, J. H., Worsnop, D. R., McKinney, K. A., and Martin, S. T.: Particle mass yield in secondary organic aerosol formed by the dark ozonolysis of α -pinene, *Atmos. Chem. Phys.*, 8, 2073–2088, 2008, <http://www.atmos-chem-phys.net/8/2073/2008/>.

20 Shilling, J. E., Chen, Q., King, S. M., Rosenoern, T., Kroll, J. H., Worsnop, D. R., DeCarlo, P. F., Aiken, A. C., Sueper, D., Jimenez, J. L., and Martin, S. T.: Loading-dependent elemental composition of α -pinene SOA particles, *Atmos. Chem. Phys.*, 9, 771–782, 2009, <http://www.atmos-chem-phys.net/9/771/2009/>.

25 Shulman, M. L., Jacobson, M. C., Carlson, R. J., Synovec, R. E., and Young, T. E.: Dissolution behavior and surface tension effects of organic compounds in nucleating cloud droplets, *Geophys. Res. Lett.*, 23, 277–280, 1996.

Stanier, C. O., Pathak, R. K., and Pandis, S. N.: Measurements of the volatility of aerosols from α -pinene ozonolysis, *Environ. Sci. Technol.*, 41, 2756–2763, 2007.

30 Stolzenburg, M. R. and McMurry, P. H.: Equations governing single and tandem DMA configurations and a new lognormal approximation to the transfer function, *Aerosol Sci. Tech.*, 42, 421–432, 2008.

Sun, J. M. and Ariya, P. A.: Atmospheric organic and bio-aerosols as cloud condensation nuclei (CCN): A review, *Atmos. Environ.*, 40, 795–820, 2006.

**CCN activity of
isoprene
photooxidation
products**

S. M. King et al.

Title Page

Abstract

Introduction

Conclusions

References

Tables

Figures

◀

▶

◀

▶

Back

Close

Full Screen / Esc

Printer-friendly Version

Interactive Discussion

- Trebs, I., Lara, L. L., Zeri, L. M. M., Gatti, L. V., Artaxo, P., Dlugi, R., Slanina, J., Andreae, M. O., and Meixner, F. X.: Dry and wet deposition of inorganic nitrogen compounds to a tropical pasture site (Rondônia, Brazil), *Atmos. Chem. Phys.*, 6, 447–469, 2006, <http://www.atmos-chem-phys.net/6/447/2006/>.
- 5 Tsigaridis, K. and Kanakidou, M.: Global modelling of secondary organic aerosol in the troposphere: a sensitivity analysis, *Atmos. Chem. Phys.*, 3, 1849–1869, 2003, <http://www.atmos-chem-phys.net/3/1849/2003/>.
- Volkamer, R., Ziemann, P. J., and Molina, M. J.: Secondary Organic Aerosol Formation from Acetylene (C₂H₂): seed effect on SOA yields due to organic photochemistry in the aerosol
- 10 aqueous phase, *Atmos. Chem. Phys.*, 9, 1907–1928, 2009, <http://www.atmos-chem-phys.net/9/1907/2009/>.
- Wex, H., Petters, M. D., Carrico, C. M., Hallbauer, E., Massling, A., McMeeking, G. R., Poulain, L., Wu, Z., Kreidenweis, S. M., and Stratmann, F.: Towards closing the gap between hygroscopic growth and activation for secondary organic aerosol: Part 1 - Evidence from mea-
- 15 surements, *Atmos. Chem. Phys.*, 9, 3987–3997, 2009, <http://www.atmos-chem-phys.net/9/3987/2009/>.
- Zhang, Q., Jimenez, J. L., Canagaratna, M. R., Allan, J. D., Coe, H., Ulbrich, I., Alfarra, M. R., Takami, A., Middlebrook, A. M., Sun, Y. L., Dzepina, K., Dunlea, E., Docherty, K., DeCarlo, P. F., Salcedo, D., Onasch, T., Jayne, J. T., Miyoshi, T., Shimonono, A., Hatakeyama, S.,
- 20 Takegawa, N., Kondo, Y., Schneider, J., Drewnick, F., Borrmann, S., Weimer, S., Demerjian, K., Williams, P., Bower, K., Bahreini, R., Cottrell, L., Griffin, R. J., Rautiainen, J., Sun, J. Y., Zhang, Y. M., and Worsnop, D. R.: Ubiquity and dominance of oxygenated species in organic aerosols in anthropogenically-influenced Northern Hemisphere midlatitudes, *Geophys. Res. Lett.*, 34, L13801, doi:10.1029/2007GL029979, 2007.

CCN activity of isoprene photooxidation products

S. M. King et al.

Table 1. Conditions of the seven experiments described in this study for the photooxidation of isoprene. Isoprene concentrations are listed prior to reaction. Concentrations of NO_x , O_3 , and organic particle mass were measured at steady state. Mass yield is based on an estimate that 90% of isoprene reacts. The columns “ m/z 44” and “ CO_2^+ ” represent the percent contribution to the total organic mass spectrum of the particles (as recorded by the HR-ToF-AMS), where CO_2^+ is determined from the high-resolution data and m/z 44 is from the unit-mass resolution data and includes contributions both from CO_2^+ and $\text{C}_2\text{H}_4\text{O}^+$.

| Experiment number | Time period | Controlled conditions | | Secondary conditions | | | | | |
|-------------------|----------------|--|----------------------|-------------------------|--|---------------------------------|--------------|---------------------|--|
| | | Calculated isoprene concentration (ppbv; injected) | NO_x (ppbv) | O_3 *** (ppbv) | Organic particle mass ($\mu\text{g m}^{-3}$) | Organic particle mass yield (%) | m/z 44 (%) | CO_2^+ (%) | |
| 1 | 9–11 Oct 2008 | 200 | <MDL* | 19±4.5 | 7.0 | 1.4 | 6 | 5 | |
| 2 | 18–20 Oct 2008 | 100 | 0.51±0.47 | 39±4.3 | 7.7 | 3.1 | 6 | 5 | |
| 3 | 28–31 Oct 2008 | 50 | 1.2±0.46 | 36±1.9 | 0.5 | 0.4 | 9 | 8 | |
| 4 | 3–4 Nov 2008 | 200 | 2.3±0.55 | 45±1.8 | 10.0 | 2.0 | 7 | 6 | |
| 5 | 25 Nov 2008 | 50 | 17±3.3 | 68±7.3 | 1.2 | 0.9 | 8 | 7 | |
| 6** | 4–5 Dec 2008 | 50 | 27±0.74 | 221±2.4 | 0.6 | 0.5 | 7 | 6 | |
| 7 | 14 Dec 2008 | 50 | 38±5.4 | 332±3.0 | n/a | n/a | n/a | n/a | |

* “MDL” refers to the minimum detection limit of the instrumentation.

** No CCN data are available for experiment 6.

*** Concentrations of O_3 are an upper limit because interference from absorption at 254 nm by hydrogen peroxide is not taken into account.

Title Page

Abstract

Introduction

Conclusions

References

Tables

Figures

⏪

⏩

◀

▶

Back

Close

Full Screen / Esc

Printer-friendly Version

Interactive Discussion

CCN activity of isoprene photooxidation products

S. M. King et al.

Table 2. Physical and chemical parameters describing the CCN activation curves shown in Fig. 3 for a thermodenuder setting of 25 °C. The parameters are invariant at 25 °C for the investigated range of C₅H₈:NO_x values.

| Parameter | Value | Unit |
|---|--------|-----------------------------------|
| Surface tension, σ | 0.0725 | N m ⁻¹ |
| Molar volume, $V_{m,AS}$ | 74.66 | cm ³ mol ⁻¹ |
| van't Hoff factor of (NH ₄) ₂ SO ₄ , i_{AS} | 2.2 | |
| Soluble fraction of (NH ₄) ₂ SO ₄ , ω_{AS} | 1 | |
| Effective van't Hoff factor, i_{ORG} | 1 | |
| Effective molar volume, $V_{m,ORG}$ | 180 | cm ³ mol ⁻¹ |
| Effective soluble fraction, ω_{ORG} | 1 | |
| Hygroscopicity parameter*, κ_{AS} | 0.53 | |
| Hygroscopicity parameter*, κ_{ORG} | 0.10 | |

* Simultaneous solution of Eqs. (1) and (2) shows that $\kappa_k = \omega_k i_k V_{m,k}^{-1} V_{m,w}$.

[Title Page](#)
[Abstract](#)
[Introduction](#)
[Conclusions](#)
[References](#)
[Tables](#)
[Figures](#)
[⏪](#)
[⏩](#)
[◀](#)
[▶](#)
[Back](#)
[Close](#)
[Full Screen / Esc](#)
[Printer-friendly Version](#)
[Interactive Discussion](#)

CCN activity of
isoprene
photooxidation
products

S. M. King et al.

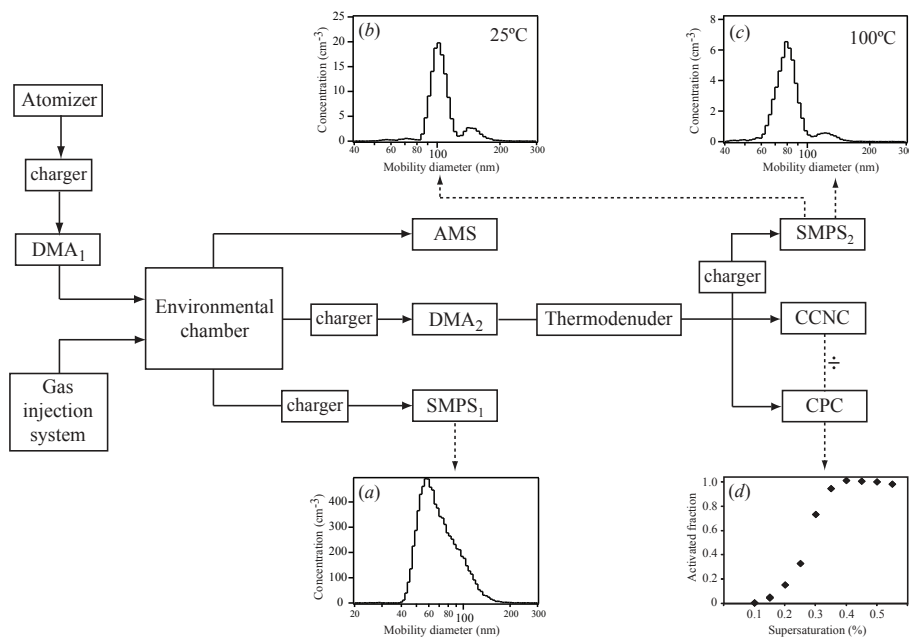


Fig. 1. Schematic diagram of the experimental setup for the study of CCN activity of the secondary organic material produced by the photooxidation of isoprene. Panels show examples of collected data: **(a)** A number-diameter distribution of particles exiting the chamber. **(b)** A number-diameter distribution of particles after selection by DMA₂ and passage through the thermodenuder at 25 °C (cf. further examples in Fig. 2). **(c)** A number-diameter distribution after passage through the thermodenuder at 100 °C. **(d)** A CCN activation curve. Legend: AMS, aerosol mass spectrometer; CCNC, cloud condensation nucleus counter; CPC, condensation particle counter; DMA, differential mobility analyzer; and SMPS, scanning mobility particle sizer.

Title Page

Abstract

Introduction

Conclusions

References

Tables

Figures

◀

▶

◀

▶

Back

Close

Full Screen / Esc

Printer-friendly Version

Interactive Discussion

**CCN activity of
isoprene
photooxidation
products**

S. M. King et al.

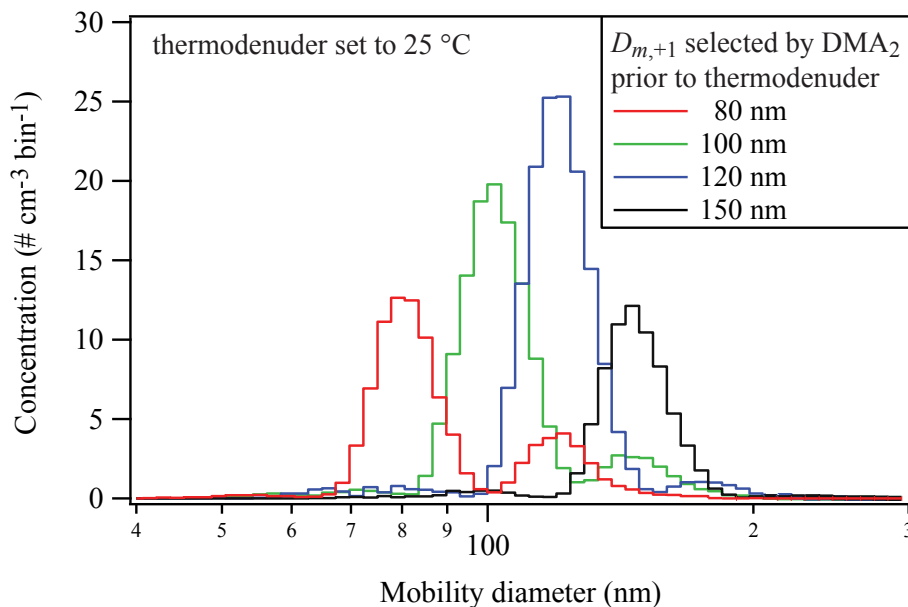


Fig. 2. Number-diameter distributions ($\# \text{ cm}^{-3} \text{ bin}^{-1}$) measured by SMPS₂ for different settings of DMA₂ in Experiment 2 for a thermodenuder setting of 25 °C. Shoulders on the distributions at mobility diameters greater than the selected $D_{m,+1}$ are apparent, arising from doubly charged particles that pass DMA₂ and are measured by SMPS₂ after recharging.

[Title Page](#)[Abstract](#)[Introduction](#)[Conclusions](#)[References](#)[Tables](#)[Figures](#)[⏪](#)[⏩](#)[◀](#)[▶](#)[Back](#)[Close](#)[Full Screen / Esc](#)[Printer-friendly Version](#)[Interactive Discussion](#)

CCN activity of
isoprene
photooxidation
products

S. M. King et al.

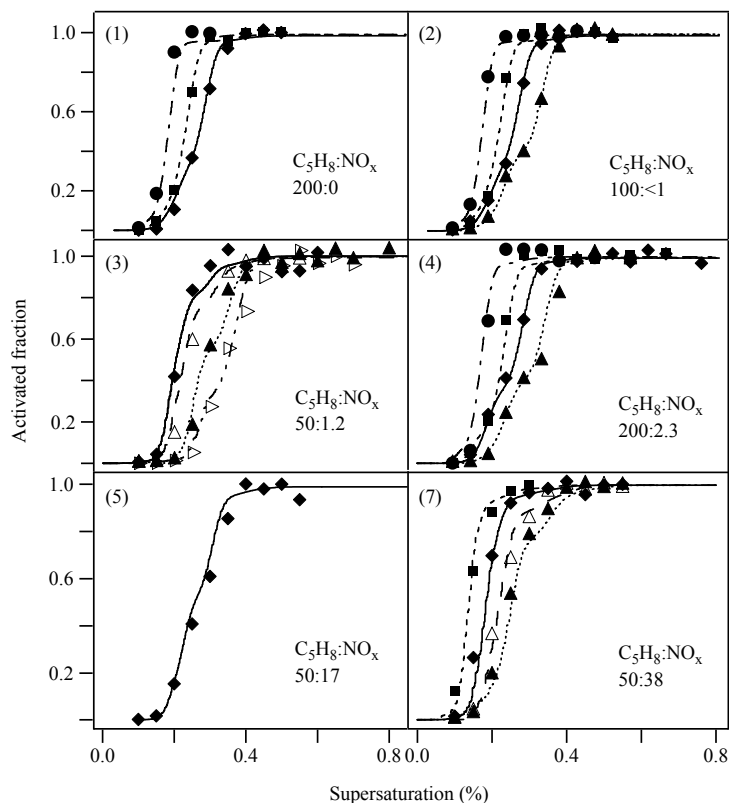


Fig. 3. Observed and modeled CCN activation curves for the experiments described in Table 1 at a thermodenuder setting of 25 °C. In each panel, the initial isoprene concentration (ppbv) prior to reaction and the steady-state NO_x concentration (ppbv) during reaction are indicated as ratios. The particle mode diameters selected by DMA₂ for measurement of their activation curves include 70 nm (▷), 80 nm (▲), 90 nm (△), 100 nm (◆), 120 nm (■), and 150 nm (●). The shown data points represent averages across several hours.

Title Page

Abstract

Introduction

Conclusions

References

Tables

Figures

◀

▶

◀

▶

Back

Close

Full Screen / Esc

Printer-friendly Version

Interactive Discussion

**CCN activity of
isoprene
photooxidation
products**

S. M. King et al.

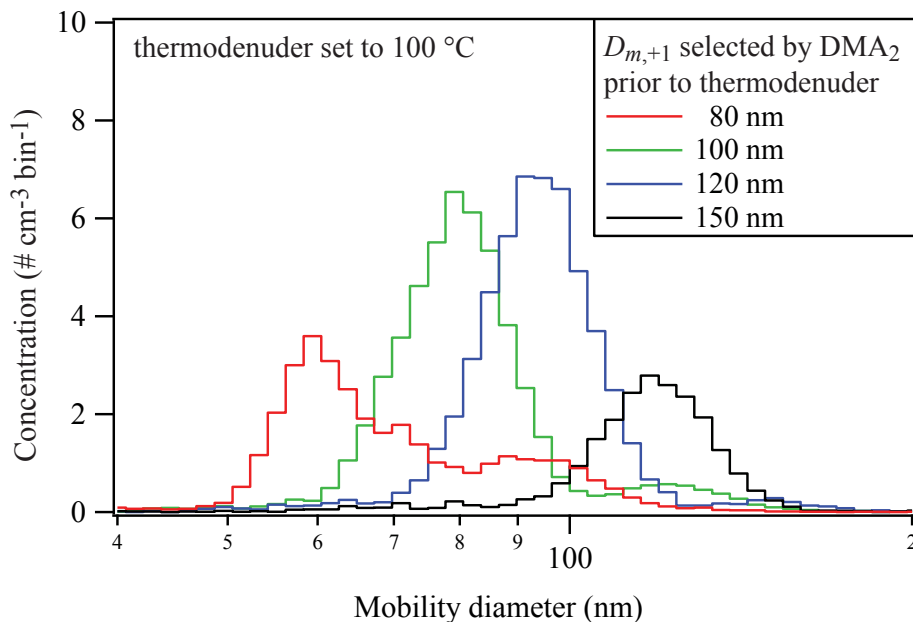


Fig. 4. Number-diameter distributions ($\# \text{ cm}^{-3} \text{ bin}^{-1}$) measured by SMPS₂ for Experiment 2 after particles have passed through the thermodenuder at 100 °C. Mode diameters shown in the legend correspond to the mobility diameters (+1 charge equivalent) selected by DMA₂ prior to evaporation in the thermodenuder.

[Title Page](#)[Abstract](#)[Introduction](#)[Conclusions](#)[References](#)[Tables](#)[Figures](#)[◀](#)[▶](#)[◀](#)[▶](#)[Back](#)[Close](#)[Full Screen / Esc](#)[Printer-friendly Version](#)[Interactive Discussion](#)

CCN activity of
isoprene
photooxidation
products

S. M. King et al.

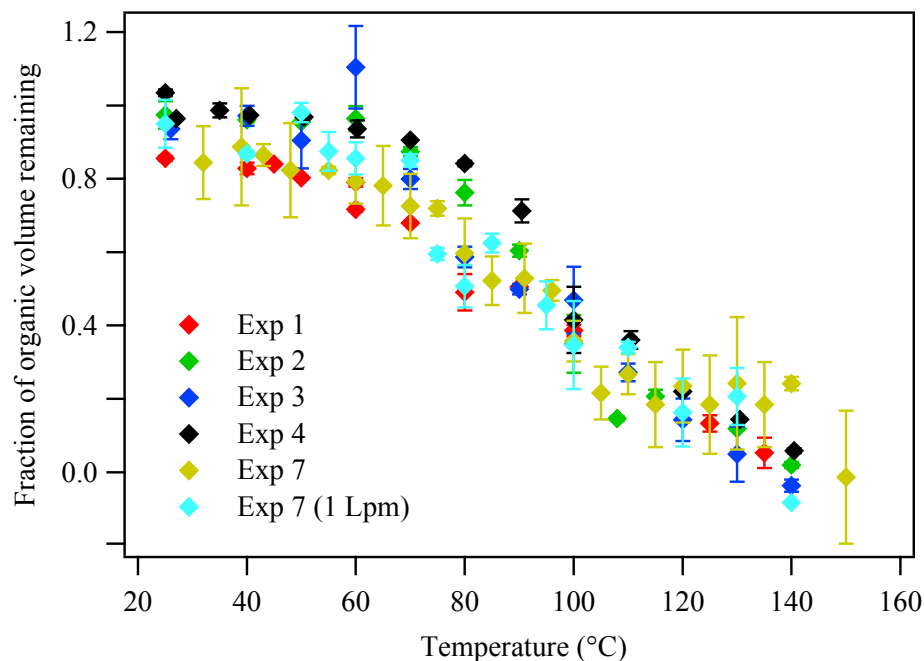


Fig. 5. Residual organic volume fraction of the organic volume for increasing temperature in the thermodenuder. Data are shown for particles selected with DMA₂ set to a 100-nm mobility diameter (+1 charge equivalent). Organic volume is calculated from the measurements of SMPS₂ (e.g., Fig. 4), including compensation for the sulfate core.

[Title Page](#)[Abstract](#)[Introduction](#)[Conclusions](#)[References](#)[Tables](#)[Figures](#)[◀](#)[▶](#)[◀](#)[▶](#)[Back](#)[Close](#)[Full Screen / Esc](#)[Printer-friendly Version](#)[Interactive Discussion](#)

CCN activity of
isoprene
photooxidation
products

S. M. King et al.

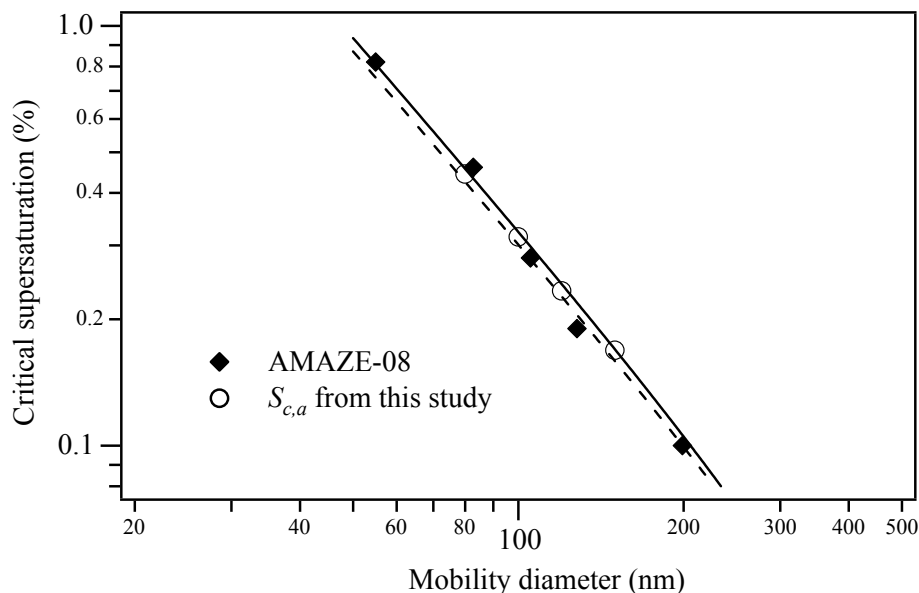


Fig. 6. Size-resolved critical supersaturations measured during AMAZE-08 (diamonds) compared to apparent critical supersaturations $S_{c,a}$ that can be predicted using the results of the present study (open circles). The predictions use Eq. (1) and the parameters of Table 2. The linear fit of all $S_{c,a}$ is shown as the solid line. The dashed line represents a similar analysis for $S_{c,a}$ predicted using the properties of secondary organic material formed by the dark ozonolysis of α -pinene (dashed line) (King et al., 2007, 2009).

[Title Page](#)[Abstract](#)[Introduction](#)[Conclusions](#)[References](#)[Tables](#)[Figures](#)[◀](#)[▶](#)[◀](#)[▶](#)[Back](#)[Close](#)[Full Screen / Esc](#)[Printer-friendly Version](#)[Interactive Discussion](#)