

**Aqueous
OH-oxidation of
methyl vinyl ketone
and methacrolein**

X. Zhang et al.

Laboratory simulation for the aqueous OH-oxidation of methyl vinyl ketone and methacrolein: significance to the in-cloud SOA production

X. Zhang, Z. M. Chen, and Y. Zhao

State Key Laboratory of Environmental Simulation and Pollution Control,
College of Environmental Sciences and Engineering, Peking University, Beijing 100871, China

Received: 12 May 2010 – Accepted: 14 June 2010 – Published: 25 June 2010

Correspondence to: Z. M. Chen (zmchen@pku.edu.cn)

Published by Copernicus Publications on behalf of the European Geosciences Union.

Title Page

Abstract

Introduction

Conclusions

References

Tables

Figures

⏪

⏩

◀

▶

Back

Close

Full Screen / Esc

Printer-friendly Version

Interactive Discussion

Abstract

Increasing evidence suggests that secondary organic aerosol (SOA) is formed through aqueous phase reactions in atmospheric clouds. In the present study, the aqueous oxidation of methyl vinyl ketone (MVK) and methacrolein (MACR) via OH radical were investigated under conditions typical of cloud droplets, with an emphasis on the composition and variation of oxygenated organic products. In addition to the small products, high-molecular-weight compounds (HMCs) with an oligomer system was found, interpreted as the ion abundance and time evolution. We observed the SOA yields of 23.8% and 8.8% from MVK–OH and MACR–OH reactions, respectively, for the entire 7 h experiment. Our results provide, for the first time to our knowledge, experimental evidence that aqueous OH-oxidation of MVK contributes to SOA formation. Further, a mechanism primarily involving radical processes was proposed to gain a basic understanding of these two reactions. Based on the assumed mechanism, a specific box model was developed for comparison with the experimental results. The model reproduced the observed profiles of first-generation intermediates, but failed to simulate the kinetics of most organic acids mainly due to the lack of chemical kinetics parameters for HMCs. A sensitivity analysis was performed in terms of the effect of reaction branching ratios on oxalic acid yields and the result indicates that additional pathways involving HMCs chemistry might play an important role in the formation of oxalic acid. We suggest that corresponding experiments are needed for better understanding the behavior of multi-functional products and their contribution to the oxalic acid formation.

1 Introduction

Atmospheric processes involving suspended water droplets in clouds play an important role in the production and removal of ambient fine particles (Blando and Turpin, 2000). Recently, interest in the potential formation of secondary organic aerosols (SOA) from cloud processing is growing. The hypothesis for the in-cloud SOA production is that the

ACPD

10, 15595–15628, 2010

Aqueous OH-oxidation of methyl vinyl ketone and methacrolein

X. Zhang et al.

Title Page

Abstract

Introduction

Conclusions

References

Tables

Figures

⏪

⏩

◀

▶

Back

Close

Full Screen / Esc

Printer-friendly Version

Interactive Discussion



Aqueous OH-oxidation of methyl vinyl ketone and methacrolein

X. Zhang et al.

Title Page

Abstract

Introduction

Conclusions

References

Tables

Figures



Back

Close

Full Screen / Esc

Printer-friendly Version

Interactive Discussion

oxidation of reactive species in the interstitial space of clouds generates water soluble species. They dissolve into cloud droplets and undergo further oxidation, creating low-volatility compounds. These compounds remain at least in part in the particle phase after droplet evaporation, leading to SOA (Kanakidou et al., 2005). This hypothesis has been supported by a number of laboratory studies, the results of which roughly followed two tracks. The first is the low-volatility organic acid formation (Carlton et al., 2006, 2007, 2009; Altieri et al., 2008), which also provides an additional source of particle-phase oxalate observed in cloud-influenced air masses (Sorooshian et al., 2007). The second active track is the oligomer and humic-like substances (HULIS) production from the photooxidation of a series of low-molecular-weight species, including pyruvic acid (Altieri et al., 2006; Guzman et al., 2006), glyoxal (Carlton et al., 2007; Volkamer et al., 2009), methylglyoxal (Altieri et al., 2008), and glycolaldehyde (Perri et al., 2009). In light of the laboratory evidence, recent models predicted a substantial increase of SOA production when aqueous SOA formation pathways were incorporated (Lim et al., 2005; Chen et al., 2007; Carlton et al., 2007; Ervens et al., 2008). However, the mechanism with respect to the aqueous chemistry has not been completely understood and SOA precursors included in current models that representing cloud processing are limited.

Methacrolein (MACR) and Methyl vinyl ketone (MVK), as two major first-generation products in the oxidation of isoprene, are of great interest due to their large global abundance (Montzka et al., 1993; Griffin et al., 1999; Simpson et al., 1999) and high reactivity (Gierczak et al., 1997; Chen et al., 2008b). The atmospheric transformation of these two carbonyls has received considerable studies, mainly including determining their gas-phase reaction products (Tuazon and Atkinson, 1989, 1990; Aschmann et al., 1996; Orlando et al., 1999), measuring aerosol growth from their photooxidation (Kroll et al., 2006; Ng et al., 2006), elucidating reaction pathways in terms of SOA formation (Kroll et al., 2005; Surratt et al., 2006; Szmigielski et al., 2007), and investigating their uptake kinetics onto particles (Nozière et al., 2006; Chen et al., 2008a; Zhao et al., 2010). Chamber experiments have demonstrated that MACR is an important

**Aqueous
OH-oxidation of
methyl vinyl ketone
and methacrolein**

X. Zhang et al.

[Title Page](#)[Abstract](#)[Introduction](#)[Conclusions](#)[References](#)[Tables](#)[Figures](#)[⏪](#)[⏩](#)[◀](#)[▶](#)[Back](#)[Close](#)[Full Screen / Esc](#)[Printer-friendly Version](#)[Interactive Discussion](#)

intermediate in SOA formation whereas MVK was found to produce no SOA (Kroll et al., 2006; Surratt et al., 2006). However, the detailed mechanism of SOA formation from these two species via their aqueous oxidation remains uncertain. Tropospheric lifetimes (τ_{OH}) of MACR and MVK are estimated to be 6–10 h (Atkinson and Arey, 2003), thus enabling them to have great concentrations at higher altitudes (Henze et al., 2006) or encounter a cloud formation process in the air above boreal forests. Indeed, both of them have been observed in cloud droplets with high concentrations (van Pinxteren et al., 2005), highlighting the importance of their aqueous photochemistry in SOA formation. To our knowledge, Claeys et al. (2004) put forth a route to SOA formation from aqueous-phase acid-catalyzed oxidation of MACR by hydrogen peroxide, and this reaction pathway can explain the major components of SOA observed in natural forests. El Haddad et al. (2009) investigated the fate of MACR in cloud evapocondensation cycles, estimating that SOA yield ranged from 2 to 12%. Nozière et al. (2010) reported that sulfate salts could play important roles on the transformation of MACR/MVK to organosulfates in wet aerosols, when exposed to light. Up to date, the aqueous oxidation of MVK via OH radicals has not been experimentally studied.

Here we simulate experimentally the aqueous OH-initiated oxidation of MACR and MVK at pH and temperature values typical of atmospheric clouds. Small products were well characterized and evidence of oligomer formation was presented. The product analysis provides useful information for elucidating the mechanism underlying aqueous reactions of MACR/MVK with OH radical. Based on the proposed mechanism, a detailed kinetic model was developed to better understand the in-cloud chemistry of these two carbonyls.

2 Experimental

2.1 Reagents and Materials

The solutions were prepared using MACR (Alfa Aesar, 95+%); MVK (Avocado, 95+%); H₂O₂ (Sigma, 50% water solution); and H₂SO₄ (Beijing Chemical Plant, 98%) diluted in ultrapure water (Mili-Q). The initial concentrations of MACR, MVK, and H₂O₂ in the reactor were 0.2, 0.2, and 2 mM, respectively. These values, which were ~ two orders of magnitude higher than those in atmospheric cloud droplets (i.e. <DL~0.5 μM for MACR and 0.02~3.1 μM for MVK) (van Pinxteren et al., 2005), were used to better characterize the possible products formed.

2.2 Apparatus

The experiment was carried out in a 2.1 L quartz reactor. The OH radical source is the photolysis of hydrogen peroxide. The irradiation was performed by a Xenon arc lamp (300 W, Perkin Elmer), which was mounted above the reactor. Temperature was controlled by circulating water in the jacket surrounding the reactor. The volume of the aqueous solution was 2 L. A 0.1 L gas space was left over the liquid level. Because of the existence of the top gas space, the upper limits for the loss of aqueous MACR and MVK were estimated to be ~0.07% and ~0.01%, respectively, based on their Henry constants (i.e. 6.5 M atm⁻¹ for MACR and 41 M atm⁻¹ for MVK at 298 K) (Iraci et al., 1999). Therefore, the interference of gas-phase reactions was mostly eliminated.

2.3 Procedures

The aqueous reactions were carried out as close as possible to the atmospheric clouds conditions ($T=283$ K, pH=4). Before the irradiation, reagents were introduced into the reactor and the aqueous mixture was magnetically stirred for 15 min. Reactants and products were pumped out of the reactor and analyzed periodically over the course of an experiment.

Aqueous OH-oxidation of methyl vinyl ketone and methacrolein

X. Zhang et al.

Title Page

Abstract

Introduction

Conclusions

References

Tables

Figures

⏪

⏩

◀

▶

Back

Close

Full Screen / Esc

Printer-friendly Version

Interactive Discussion



2.4 Control experiments

To verify that the observed products resulted from the aqueous OH-oxidation, control experiments were conducted: (1) H₂O₂ (11 μM)+MACR (4.6 μM); (2) H₂O₂ (2 mM)+MVK (0.2 mM); (3) H₂O₂ (2 mM)+UV; (4) MACR (0.2 mM)+UV; and (5) MVK (0.2 mM)+UV. In our previous study, we have confirmed that H₂O₂ has no significant effect on the transformation of MACR in darkness under our experimental condition (Zhang et al., 2009), likewise the fate of MVK, see Fig. 1. The continuous photolysis of H₂O₂, which was extensively studied before, generates OH radicals directly. Figure S1 in the supplementary material shows that the modeled and measured H₂O₂ concentrations are in good agreement. Note that the degradation rate of H₂O₂ is lower than those together with MACR/MVK, indicating the competition for OH radicals between MACR/MVK and H₂O₂. As for item (4) and (5), Fig. S2 in the supplementary material exhibits that MACR/MVK decay by OH-oxidation is far faster than in the UV-irradiation case, so MACR/MVK was consumed primarily by means of OH radicals not by direct photolysis.

2.5 Product analysis

In the present study, the carbonyl compounds were analyzed by determining their derivatives of 2, 4-dinitrophenylhydrazine (DNPH) using high-performance liquid chromatography (HPLC) instrument (Agilent 1100, USA) equipped with an ultraviolet detector. The peroxides were determined on the basis of fluorescent analysis by HPLC instrument (Agilent 1100, USA) with post-column derivation, involving the hemin-catalyzed oxidation of peroxides to a fluorescent derivative using hydroxyphenylacetic acid (Hua et al., 2008). The organic acids were analyzed using ion chromatography (IC) (DIONEX 2650, USA) with an ED50 conductivity detector. The detection limits of carbonyl compounds in ultrapure water solution can be found in our previous work (Wang et al., 2009); the detection limit of hydrogen peroxide in ultrapure water solution is 0.04 μM; the detection limits of formic, acetic, pyruvic, oxalic, and malonic acid in

Aqueous OH-oxidation of methyl vinyl ketone and methacrolein

X. Zhang et al.

Title Page

Abstract

Introduction

Conclusions

References

Tables

Figures

⏪

⏩

◀

▶

Back

Close

Full Screen / Esc

Printer-friendly Version

Interactive Discussion



Aqueous OH-oxidation of methyl vinyl ketone and methacrolein

X. Zhang et al.

Title Page

Abstract

Introduction

Conclusions

References

Tables

Figures

⏪

⏩

◀

▶

Back

Close

Full Screen / Esc

Printer-friendly Version

Interactive Discussion



the ultrapure water solution are 0.08, 0.1, 0.5, 0.04, and 0.4 μM , respectively. In addition, a HP 1100 LC-MS Trap SL System (Agilent, USA) consisting of a series 1100 HPLC and an ion trap mass spectrometer equipped with electro-spray interface (ESI) was used to determine the high-molecular-weight compounds (HMCs). The chromatographic isocratic separations were performed on a Zorbax Eclipse XDB-C₁₈ LC column (Agilent 150×2.1 mm, particle size 5 μm , pore size 80 Å) at 40 °C, the mobile-phase was methanol/water mixture (40/60, v/v) at a flow rate of 1.2 mL/min. The electro-spray ionization was performed in the positive/negative ion mode under optimum conditions as follows: capillary voltage 3500 V, nebulizer pressure 35.0 psi, dry gas flow rate 8.0 L min⁻¹ and dry gas temperature 330 °C. Full scan mode was used to acquire the MS spectra of the HMCs with a scan range of m/z from 35 to 300.

2.6 Modeling methodology

A box model was performed using the aqueous OH-oxidation mechanism elucidated in Sect. 3.3. This specific mechanism, which is on the basis of CAPRAM 2.3 developed by Herrmann et al. (2000), includes 59 aqueous reactions involving MACR/MVK and their small products, in addition to 1 photolysis reaction, as listed in Table S1 that can be found in the supplementary material. The initial MACR/MVK, H₂O₂ and O₂ concentrations input were 0.2, 2, and 0.36 mM, respectively, representing those used in the above experiments. The simulation was carried out on a 10-min basis and preceded for 7 h.

3 Results and discussion

3.1 Transformation of MVK

As shown in Fig. 1, two peaks were found in the liquid chromatogram of MVK-DNPH derivative, indicating that in addition to MVK, another carbonyl coexisted in the experiment elute. This unknown carbonyl has been identified as crotonaldehyde, an

Aqueous OH-oxidation of methyl vinyl ketone and methacrolein

X. Zhang et al.

Title Page

Abstract

Introduction

Conclusions

References

Tables

Figures

⏪

⏩

◀

▶

Back

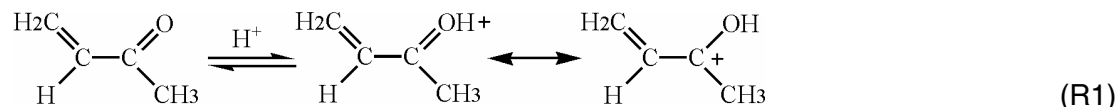
Close

Full Screen / Esc

Printer-friendly Version

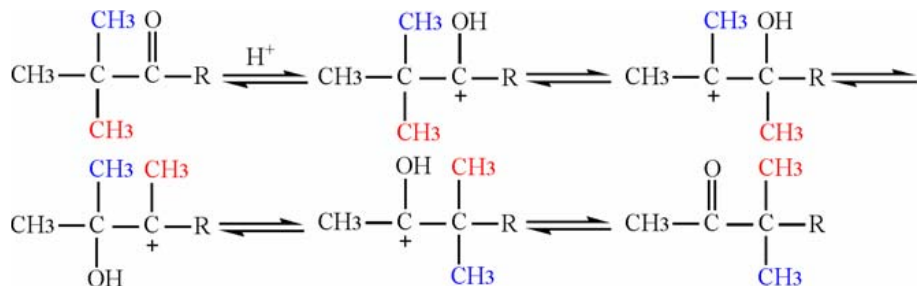
Interactive Discussion

isomeric compound of MVK (Wang et al., 2009). In order to avoid the analytical artifacts, four sets of solutions were prepared in darkness: (a) 0.2 mM MVK acetonitrile solution (pH=7); (b) 0.2 mM MVK water solution (pH=7); (c) 0.2 mM MVK+2 mM H₂O₂ water solution (pH=7); and (d) 0.2 mM MVK+2 mM H₂O₂ water solution (pH=4). The temporal profile of solution (a), see Fig. 1, shows that the amount of MVK that transformed to crotonaldehyde in pure acetonitrile solution is to be minus, indicating that the observed transformation did not result from the analytical procedure. On the other hand, approximately one seventh of MVK dissolved in water turned into crotonaldehyde regardless of whether H₂O₂ or sulfate acid was contained, suggesting the potentially important role of water in inducing this transformation. Based on the generic hydration that has been studied previously (Nozière et al., 2006), the hydrolysis of MVK is proposed as follows Reaction (R1).

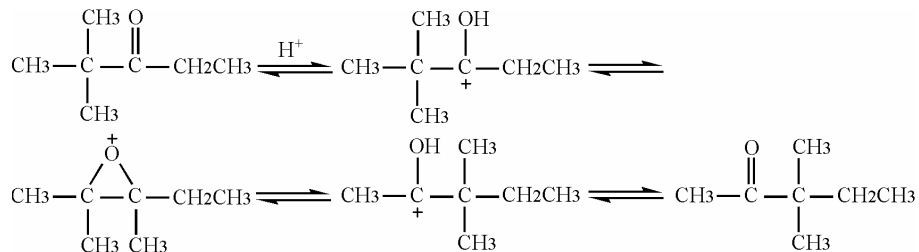


The subsequent formed carbonium ion is an important intermediate, through which the skeletal rearrangement are known to occur under certain conditions. Mechanisms for rearrangements of aliphatic ketones with sulfuric acid catalysis mainly involve the shift of conjugate acid hydroxyl group to an adjacent carbon atom (Reaction R2) (Barton et al., 1952), the shift of the carbonyl oxygen to an adjacent carbon atom (Reaction R3) (Zook et al., 1955), and the alkyl group shift (Reaction R4) (Rothrock and Fry, 1958). Application of the above mechanisms to MVK transformation leads to the prediction that the methyl group would exchange with a hydrogen atom of the vinyl group. However, it is impossible to exclude other pathways resulting in the rearrangement of MVK in the absence of catalysis. Further study is needed to elucidate mechanisms for the

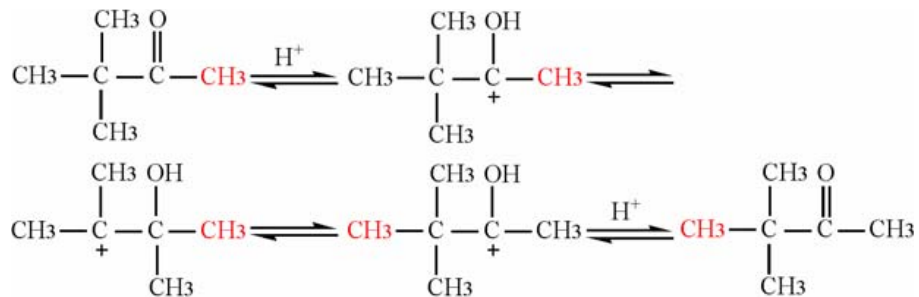
transformation of MVK to crotonaldehyde.



(R2)



(R3)



(R4)

**Aqueous
OH-oxidation of
methyl vinyl ketone
and methacrolein**

X. Zhang et al.

Title Page

Abstract

Introduction

Conclusions

References

Tables

Figures

◀

▶

◀

▶

Back

Close

Full Screen / Esc

Printer-friendly Version

Interactive Discussion

3.2 Identification of low-molecular-weight products

Products identified chromatographically in the OH-oxidation of MACR are formaldehyde (FA), methylglyoxal (MG), formic acid (FOA), acetic acid (AA), pyruvic acid (PA), and oxalic acid (OA). These observations are generally consistent with Liu et al. (2009).

In addition to these products, glyoxal (GL) and malonic acid (MA) are detected in the MVK–OH reaction system. It is not surprising for the oxalic acid formation in view of previous laboratory and model results, which confirmed that the aqueous phase oxidation of pyruvic acid, glyoxal, and methylglyoxal produced oxalic acid (Lim et al., 2005; Carlton et al., 2007; Altieri et al., 2008). The detection of malonic acid is less expected, although this observation is in agreement with a recent study. Perri et al. (2009) reported that malonic acid was a product of the OH-oxidation of glycolaldehyde, which can be derived from the MVK–OH reaction mechanism proposed in Sect. 3.4. A pattern of kinetic curves for the aqueous oxidation of MACR via OH radical at pH 4 and 283 K is shown in Fig. 2a. Once the irradiation begins, MACR concentration decreases and various products form immediately. Based on the shape of growth curves, all the products can be classified into two different groups. One group includes formaldehyde, methylglyoxal and formic acid. Their concentrations are observed to decrease rapidly once MACR is depleted. On the contrary, concentrations of acetic acid, pyruvic acid, and oxalic acid continue to increase or reach a plateau even after MACR disappearance, indicating that reactions other than the initial MACR oxidation can give these compounds as well. Similar results for the MVK–OH reaction are shown in Fig. 2b.

3.3 Evidence for oligomers formation

In addition to the small products, we also observed some compounds that are of a higher molecular weight than reactants. These compounds were not detected in a standard mixture including MACR, MVK, FA, GL, MG, FOA, AA, PA, OA, and MA, suggesting they are not artifacts during analytical procedures. The HPLC-MS spectra for these high-molecular-weight ions in both positive and negative modes are shown

Aqueous OH-oxidation of methyl vinyl ketone and methacrolein

X. Zhang et al.

Title Page

Abstract

Introduction

Conclusions

References

Tables

Figures

⏪

⏩

◀

▶

Back

Close

Full Screen / Esc

Printer-friendly Version

Interactive Discussion



in Fig. 3a. Most ions are distributed in the m/z range of 150–300 and they followed a regular pattern of mass differences (12, 14, 16 amu) that are consistent with the development of an oligomer system reported in previous studies (Altieri et al., 2006, 2008; El Haddad et al., 2009). The time series of dominating oligomers, taking the MVK–OH reaction as an example, are shown in Fig. 3b. The concentrations of oligomers increase rapidly and reach a plateau within 4 h, indicating that they are sensitive to the photooxidation.

3.4 Mechanisms

Mechanisms specific to the aqueous OH-initiated oxidation of reactive species mainly include acid catalyzed chemical processes and radical chemistry. Altieri et al. (2008) proposed an acid catalyzed esterification pathway to explain the oligomer formation from reactions of methylglyoxal with OH. Liu et al. (2009) proposed that the radical chemistry contribute to the products from the OH-oxidation of MACR. More recently, the radical reaction mechanism has been employed to explain the organosulfates formation from aqueous reactions of sulfate radicals and organic compounds in the presence of light (Nozière et al., 2010; Perri et al., 2010). In this study, we suggest that the observed small products primarily result from the free radical process, see schemes in Figs. 4 and 5.

3.4.1 MACR–OH

The first step of MACR–OH reaction invariably includes terminal and central OH addition, and the aldehydic hydrogen atom abstraction by OH. The electrophilic addition of OH produces two carbon-centered hydroxyl-containing radicals, followed by a sequence of rapid reaction with dissolved O_2 . The peroxy radicals (RO_2) react primarily with NO, HO_2 , NO_3 , and other RO_2 in the atmosphere (Finlayson-Pitts and Pitts, 2000), while the self-reaction of RO_2 become dominant in the aqueous phase. In principle, one expects a tetroxide structure ($ROOOOR$)* to be formed, which would decompose

Aqueous OH-oxidation of methyl vinyl ketone and methacrolein

X. Zhang et al.

Title Page

Abstract

Introduction

Conclusions

References

Tables

Figures

⏪

⏩

◀

▶

Back

Close

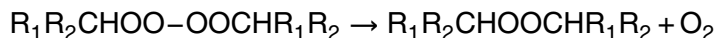
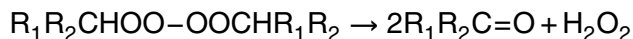
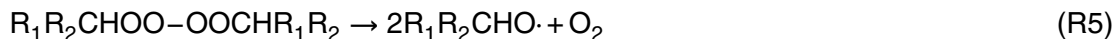
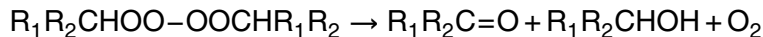
Full Screen / Esc

Printer-friendly Version

Interactive Discussion



by four pathways, see Reaction (R5). This process has been extensively studied by von Sonntag and Schuchman (1997). The $R_1R_2CHO\cdot$ radical formed via the second channel of Reaction (R6) is an important intermediate, and its dominating fate in the aqueous phase is the scission of C-C bond, producing the observed formaldehyde, methylglyoxal, acetic acid, together with some free radicals. These radicals could be the origin of formic acid. Oxalic acid and pyruvic acid are mainly from the further oxidation of first generation products.



3.4.2 MVK-OH

In analogy to MACR, OH attacks MVK at the central and terminal carbon atoms of the double bond (reaction pathways denoted P1 and P2) to form two carbon-centered hydroxyl-containing radicals, which are then oxidized by O_2 to produce RO_2 radicals.

As discussed earlier, in a water cage, the self-reaction of RO_2 radicals occurs, giving a tetroxide structure, which will decompose via four pathways, see Reaction (R5). Here we focus on the RO radical formation channel, namely, P12 and P22.

For pathway P12, two types of RO radical decomposition are proposed, creating glycolaldehyde (P121) and methylglyoxal (P122), respectively. Glycolaldehyde contains a hydroxyl group adjacent which the abstraction of H atom by OH radical is more likely to occur, followed by a rapid O_2 addition. The resulting RO_2 radical, undergoing the elimination of HO_2 , yields glyoxal. The oxidation of glycolaldehyde also leads to glycolic acid. This route was not shown in the scheme but has been incorporated in the box model. As mentioned earlier, malonic acid formation from the OH-oxidation of gly-

Aqueous OH-oxidation of methyl vinyl ketone and methacrolein

X. Zhang et al.

Title Page

Abstract

Introduction

Conclusions

References

Tables

Figures

⏪

⏩

◀

▶

Back

Close

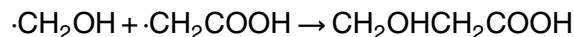
Full Screen / Esc

Printer-friendly Version

Interactive Discussion



colaldehyde has been reported, thus providing support that the observed malonic acid in our MVK–OH reaction system is reasonable. We assume that the combination of free radicals can probably give an explanation (Reaction R6). Accompanying glycolaldehyde, CH₃CO radical is produced, and its further oxidation leads to acetic acid and subsequently, oxalic acid. As for methylglyoxal, its degradation initiates via the abstraction of aldehydic H-atom by OH radical, producing pyruvic acid. Lim et al. (2005) proposed that a part of methylglyoxal contributed to the oxalic acid formation via glyoxylic acid, while the current mechanism did not include this route. Pathway P22 mainly results in formaldehyde, formic acid, and pyruvic acid, via similar pathways as P12.



3.5 Product yields

A series of experiments for the aqueous OH-oxidation of MACR/MVK were carried out at two controlled pH values (pH=4.0 and 7.0). It turns out that the acidity has no significant effect on the molar yields of small products. Here the molar yield is defined as the ratio of the production molar amount of a product versus the consumption molar amount of a reactant (MACR/MVK). As shown in Fig. 6, the primary intermediates are formaldehyde, formic acid and methylglyoxal, while oxalic acid is apparently a second-generation product because its concentration starts to accumulate after MACR is consumed. Acetic acid and pyruvic acid can be regarded as both first and secondary-generation products, since their concentrations are continuously increasing. When calculating molar yields for the MVK oxidation, we have taken into account the fraction of MVK that transformed to crotonaldehyde, see Fig. 7.

Based on the calculated molar yields, the observed organic carbon (OOC) was estimated here, taking the observed carbonyls and organic acids as the only products present in these two reaction systems (Reaction R7). As shown in Fig. 8, the amount of

Aqueous OH-oxidation of methyl vinyl ketone and methacrolein

X. Zhang et al.

Title Page

Abstract

Introduction

Conclusions

References

Tables

Figures



Back

Close

Full Screen / Esc

Printer-friendly Version

Interactive Discussion



OOC at longer irradiation time is much lower than the initial value, indicating that a significant part of products were not characterized in this study. These missing products primarily include hydroxyl-containing acids and multi-functional compounds. Moreover, some compounds, like formic acid, will be completely oxidized into CO₂ and H₂O, which are difficult to measure in the aqueous phase. OOC values begin to increase at 3 h because a substantial amount of organic acids are created. Since first-generation intermediates are almost consumed, some reaction routes involving multi-functional compounds might lead to their production. As shown in Fig. 3, most oligomers reach a plateau after ~3 h of reaction, shedding light on the possibility that further degradation of HMCs contribute to the organic acid formation.

$$\begin{aligned} \text{OOC}_{\text{MACR}}(\%) = & 4 \times [\text{MACR}_{\text{yield}}] + [\text{FA}_{\text{yield}}] + 3 \times [\text{MG}_{\text{yield}}] \\ & + [\text{FOA}_{\text{yield}}] + 2 \times [\text{OA}_{\text{yeild}}] + 3 \times [\text{PA}_{\text{yield}}] \end{aligned} \quad (\text{R7})$$

$$\begin{aligned} \text{OOC}_{\text{MVK}}(\%) = & 4 \times [\text{MVK}_{\text{yield}}] + [\text{FA}_{\text{yield}}] + 2 \times [\text{GL}_{\text{yield}}] + 3 \times [\text{MG}_{\text{yield}}] \\ & + [\text{FOA}_{\text{yield}}] + 2 \times [\text{OA}_{\text{yeild}}] + 3 \times [\text{PA}_{\text{yield}}] + 3 \times [\text{MA}_{\text{yield}}] \end{aligned}$$

Both MACR–OH and MVK–OH reactions generate dicarboxylic acids, which are recognized as precursors of SOA. Considering the residence time of aerosol particles spend in clouds (Warneck, 2000), we focus on the SOA yield at 7 h, defined as the ratio of the mass concentration of aerosol formed to that of MACR/MVK reacted. Thus we obtained the SOA yield, i.e., 8.8% from MACR–OH and 23.8% from MVK–OH reaction, if the partition efficiency of both oxalic and malonic acid was estimated as 100%. The present study provides a lower limit of SOA yield, for the following three reasons. (i) The observed HMCs were not considered in the calculation. (ii) Not all the organic acids that are SOA precursors were characterized under our experiment conditions. (iii) Dicarboxylic acids are still accumulating after 7 h, as confirmed by the simulation below. If in a longer-lived cloud, their mass concentrations would be obviously higher than calculated.

**Aqueous
OH-oxidation of
methyl vinyl ketone
and methacrolein**

X. Zhang et al.

Title Page

Abstract

Introduction

Conclusions

References

Tables

Figures

⏪

⏩

◀

▶

Back

Close

Full Screen / Esc

Printer-friendly Version

Interactive Discussion



3.6 Modeling

Based on the assumed mechanism and a set of known reaction rate constants, we have conducted a kinetic simulation of these two reaction systems. As shown in Figs. 9 and 10, the temporal profiles of first-generation intermediates, namely, formaldehyde, glyoxal, methylglyoxal, and formic acid are predicted with reasonable agreement to the experimental data. But the model failed to simulate the kinetics of acetic, pyruvic and oxalic acid. Note that their measured concentrations were still increasing after 3-h reaction, when first-generation intermediates were insufficient to be responsible for their formation. We suggest the decomposition of HMCs probably accounted for the subsequent growth of these organic acids. This hypothesis can be supported by the HPLC-MS analysis of products, see Fig. 3, showing that oligomers stop growing at longer irradiation time. To the best of our knowledge, Carlton et al. (2007) expanded mechanisms for the aqueous photooxidation of glyoxal by adding simplified reactions of larger multifunctional species and they found these reactions appear to be responsible for most of the oxalic acid production. Thus, detailed mechanisms involving reaction rate constants for specific oligomers are needed to be incorporated in our model for better explaining our observations.

The worst case was acetic acid, which was only reproduced to ~16% for MACR-OH and ~10% for MVK-OH reaction. This large discrepancy can be ascribed to its limited sources. In the current mechanism, the only formation pathway of acetic acid is the decomposition of a tetroxide structure ($\text{CH}_3\text{C}(\text{O})\text{OOOCH}_3$), whereas some other routes involving small radicals, such as the reaction of $\text{CH}_2\text{C}(\text{O})$ and H_2O (Stefan et al., 1996), were not taken into account. We suggest that the combination of small radicals, which was likely responsible for the observed malonic acid as well, might play an important role in the formation of acetic acid.

As in the case of pyruvic acid, the model yielded a peak concentration about 2–3 times higher than the observed one at the beginning of the irradiation, indicating an over-simplified mechanism for its removal in our model. Recent studies have confirmed

Aqueous OH-oxidation of methyl vinyl ketone and methacrolein

X. Zhang et al.

Title Page

Abstract

Introduction

Conclusions

References

Tables

Figures

⏪

⏩

◀

▶

Back

Close

Full Screen / Esc

Printer-friendly Version

Interactive Discussion



that pyruvic acid contributes to the oligomer formation by different reactions pathways (Guzman et al., 2006; Altieri et al., 2008). If the pyruvic acid initiated oligomer formation channel was involved in the model, the gap between predicted and observed values would be shortened.

As for oxalic acid, the shape of simulated kinetic curve was not consistent with the observed one, even though the model reproduced its concentrations to more than 75% in both two reactions. The aqueous mechanism in our box model has offered three channels to the oxalic acid formation. The first one originates from H-atom abstraction of acetic acid by OH, the second starts with glycolaldehyde via either glycolic acid or glyoxal as an intermediate, and the third begins directly from glyoxylic acid. Since the decomposition rate of acetic acid is slow, the last two channels become the major contributor to oxalic acid. To our knowledge, the branching ratios for the formation of glycolaldehyde and glyoxylic acid are not known, thus can be treated as adjustable parameters. A sensitivity analysis was undertaken and 18 simulations were performed under different branching ratios. Figure 11 shows the model responses, represented by oxalic acid concentrations as a function of time. On the one hand, higher branching ratios lead to higher oxalic acid yields. On the other hand, the shape of simulated kinetic curves tends to resemble the observed one at lower branching ratios. This discrepancy can be ascribed to the competition for OH radicals between oxalic acid precursors mentioned above and other reactive species. In this manner, in order to better simulate oxalic acid both in shape and dose, we suggest that the three channels in our model were possibly not the dominating oxalic acid formation pathways and other routes, particularly like the decomposition of oligomers, potentially play an important role in the oxalic acid production. Confirmation of this hypothesis, however, needs corresponding measurement for kinetics of OH-initiated reactions and detailed characterization of oligomers.

Aqueous OH-oxidation of methyl vinyl ketone and methacrolein

X. Zhang et al.

Title Page

Abstract

Introduction

Conclusions

References

Tables

Figures

⏪

⏩

◀

▶

Back

Close

Full Screen / Esc

Printer-friendly Version

Interactive Discussion



4 Conclusions and implications

An experimental study of the aqueous OH-oxidation of MACR and MVK at cloud relevant conditions is reported in this work. We propose that the reaction of MACR/MVK with OH radical is dominated by radical processes giving rise primarily to low-molecular-weight products, including the SOA precursor – dicarboxylic acids. Notably, the formation of malonic acid from MVK is unexpected, highlighting the importance of aqueous MVK chemistry in SOA formation. These two reactions also generate oligomers, which contribute SOA upon droplet evaporation. It is interesting to note that MVK will transform, at least in part, to its isomer crotonaldehyde in water phase, increasing the variety of products and complicacy of mechanisms in the real atmosphere. Based on the proposed mechanisms, a box model was used to simulate the kinetics of small products. Model predictions which were in good agreement with experiment observations were first-generation intermediates. However, concentrations of organic acids simulated were much lower than those measured at longer irradiation time, indicating that some additional chemistry might be responsible for the continuous production of organic acids. We also made a sensitive analysis for the yield of oxalic acid and the simulation results suggests the decomposition of HMCs might contribute significantly to the its formation.

This work adds to the increasing body of literatures that cloud processing contributes to the SOA formation in the atmosphere. The SOA mass yield evaluated in this study, i.e., 8.8% from MACR–OH and 23.8% from MVK–OH, is supposed to be much less than the amount produced in real clouds because we can not rule out the possibility that pathways involving HMCs account for a significant fraction of SOA in the aqueous phase. Detailed mechanism is still needed so that they can be incorporated into kinetics models to better predict SOA formation from cloud processing.

Aqueous OH-oxidation of methyl vinyl ketone and methacrolein

X. Zhang et al.

Title Page

Abstract

Introduction

Conclusions

References

Tables

Figures



Back

Close

Full Screen / Esc

Printer-friendly Version

Interactive Discussion



**Aqueous
OH-oxidation of
methyl vinyl ketone
and methacrolein**

X. Zhang et al.

Title Page

Abstract

Introduction

Conclusions

References

Tables

Figures

◀

▶

◀

▶

Back

Close

Full Screen / Esc

Printer-friendly Version

Interactive Discussion



The aqueous mechanism used in the box model (Table S1), the photolysis of H₂O₂ (Fig. S1) and the degradation of MACR/MVK as a function of time (Fig. S2) are available in the supplementary material online at: <http://www.atmos-chem-phys-discuss.net/10/15595/2010/acpd-10-15595-2010-supplement.pdf>.

Acknowledgements. The authors gratefully thank the National Natural Science Foundation of China (grants 40875072 and 20677002) for their financial support, and the help from J. L. Li, College of Environmental Sciences and Engineering, Peking University, for model discussions.

References

- Altieri, K. E., Carlton, A. G., Turpin, B. J., and Seitzinger, S. P.: Formation of oligomers in cloud processing: reactions of isoprene oxidation products, *Environ. Sci. Technol.*, 40, 4956–4960, 2006.
- Altieri, K. E., Seitzinger, S. P., Carlton, A. G., Turpin, B. J., Klein, G. C., and Marshall, A. G.: Oligomers formed through in-cloud methylglyoxal reactions: chemical composition, properties, and mechanisms investigated by ultra-high resolution FT-ICR mass spectrometry, *Atmos. Environ.*, 42, 1476–1490, 2008.
- Aschmann, S. M., Arey, J., and Atkinson, R.: OH radical formation from the gas phase reactions of O₃ with methacrolein and methyl vinyl ketone, *Atmos. Environ.*, 30, 2939–2943, 1996.
- Atkinson, R. and Arey, J.: Atmospheric degradation of volatile organic compounds, *Chem. Rev.*, 103, 4605–4683, 2003.
- Barton, S., Morton, F., and Porter, C. R.: Rearrangement of hexamethyl acetone, *Nature*, 169, 373–374, 1952.
- Blando, J. D. and Turpin, B. J.: Secondary organic aerosol formation in cloud and fog droplets: a literature evaluation of plausibility, *Atmos. Environ.*, 34, 1623–1632, 2000.
- Carlton, A. G., Lim, H. J., Altieri, K., Seitzinger, S., and Turpin, B. J.: Link between isoprene and secondary organic aerosol (SOA): pyruvic acid oxidation yields low volatility organic acids in clouds, *Geophys. Res. Lett.*, 33, L06822, doi:10.1029/2005GL025374, 2006.

**Aqueous
OH-oxidation of
methyl vinyl ketone
and methacrolein**

X. Zhang et al.

[Title Page](#)[Abstract](#)[Introduction](#)[Conclusions](#)[References](#)[Tables](#)[Figures](#)[⏪](#)[⏩](#)[◀](#)[▶](#)[Back](#)[Close](#)[Full Screen / Esc](#)[Printer-friendly Version](#)[Interactive Discussion](#)

Carlton, A. G., Turpin, B. J., Altieri, K. E., Reff, A., Seitzinger, S. P., Lim, H. J., and Ervens, B.: Atmospheric oxalic acid and SOA production from glyoxal: results of aqueous photo oxidation experiments, *Atmos. Environ.*, 41, 7588–7602, 2007.

Carlton, A. G., Turpin, B. J., Altieri, K. E., Reff, A., Seitzinger, S. P., Mathur, R., Roselle, S. J., and Weber, R. J.: CMAQ model performance enhanced when in-cloud secondary organic aerosol is included: comparisons of organic carbon predictions with measurements, *Environ. Sci. Technol.*, 42, 8798–8802, 2008.

Carlton, A. G., Wiedinmyer, C., and Kroll, J. H.: A review of Secondary Organic Aerosol (SOA) formation from isoprene, *Atmos. Chem. Phys.*, 9, 4987–5005, doi:10.5194/acp-9-4987-2009, 2009.

Chen, J., Griffin, R. J., Grini, A., and Tulet, P.: Modeling secondary organic aerosol formation through cloud processing of organic compounds, *Atmos. Chem. Phys.*, 7, 5343–5355, doi:10.5194/acp-7-5343-2007, 2007.

Chen, Z. M., Jie, C. Y., Li, S., Wang, C. X., Xu, J. R., and Hua, W.: Heterogeneous reactions of methacrolein and methyl vinyl ketone: kinetics and mechanisms of uptake and ozonolysis on silicon dioxide, *J. Geophys. Res.*, 113, D22303, doi:10.1029/2007JD009754, 2008a.

Chen, Z. M., Wang, H. L., Zhu, L. H., Wang, C. X., Jie, C. Y., and Hua, W.: Aqueous-phase ozonolysis of methacrolein and methyl vinyl ketone: a potentially important source of atmospheric aqueous oxidants, *Atmos. Chem. Phys.*, 8, 2255–2265, doi:10.5194/acp-8-2255-2008, 2008b.

Claeys, M., Wang, W., Ion, A. C., Kourtchev, I., Gelencsér, A., and Maenhaut, W.: Formation of secondary organic aerosols from isoprene and its gas-phase oxidation products through reaction with hydrogen peroxide, *Atmos. Environ.*, 38, 4093–4098, 2004.

El Haddad, I., Yao Liu, Nieto-Gligorovski, L., Michaud, V., Temime-Roussel, B., Quivet, E., Marchand, N., Sellegri, K., and Monod, A.: In-cloud processes of methacrolein under simulated conditions – Part 2: Formation of secondary organic aerosol, *Atmos. Chem. Phys.*, 9, 5107–5117, doi:10.5194/acp-9-5107-2009, 2009.

Ervens, B., Carlton, A. G., Turpin, B. J., Altieri, K. E., Kreidenweis, S. M., and Feingold, G.: Secondary organic aerosol yields from cloud-processing of isoprene oxidation products, *Geophys. Res. Lett.*, 35, L02816, doi:10.1029/2007GL031828, 2008.

Finlayson-Pitts, B. J. and Pitts, J. N.: *Chemistry of the Upper and Lower Atmosphere*, Academic Press, New York, 2000.

**Aqueous
OH-oxidation of
methyl vinyl ketone
and methacrolein**

X. Zhang et al.

Title Page

Abstract

Introduction

Conclusions

References

Tables

Figures

⏪

⏩

◀

▶

Back

Close

Full Screen / Esc

Printer-friendly Version

Interactive Discussion



- Gierczak, T., Burkholder, J. B., Talukdar, R. K., Mellouki, A., Barone, S. B., and Ravishankara, A. R.: Atmospheric fate of methyl vinyl ketone and methacrolein, *J. Photochem. Photobio. A.*, 110, 1–10, 1997.
- Griffin, R., Cocker, D., Flagan, R., and Seinfeld, J. H.: Organic aerosol formation from the oxidation of biogenic hydrocarbons, *J. Geophys. Res.*, 104, 3555–3567, 1999.
- Guzman, M. I., Colussi, A. J., and Hoffmann, M. R.: Photo induced oligomerization of aqueous pyruvic acid, *J. Phys. Chem., A*, 110, 3619–3626, 2006.
- Henze, D. K. and Seinfeld, J. H.: Global secondary organic aerosol from isoprene oxidation, *Geophys. Res. Lett.*, 33, L09812, doi:10.1029/2006GL025976, 2006.
- Herrmann, H., Ervens, B., Jacob, H. W., Wolke, R., Nowacki, P., and Zellner, R.: APRAM2.3: A chemical aqueous phase radical mechanism for tropospheric chemistry, *J. Atmos. Chem.*, 36, 231–330, 2000.
- Hua, W., Chen, Z. M., Jie, C. Y., Kondo, Y., Hofzumahaus, A., Takegawa, N., Chang, C. C., Lu, K. D., Miyazaki, Y., Kita, K., Wang, H. L., Zhang, Y. H., and Hu, M.: Atmospheric hydrogen peroxide and organic hydroperoxides during PRIDE-PRD'06, China: their concentration, formation mechanism and contribution to secondary aerosols, *Atmos. Chem. Phys.*, 8, 6755–6773, doi:10.5194/acp-8-6755-2008, 2008.
- Iraci, L. T., Baker, B. M., Tyndall, G. S., and Orlando, J. J.: Measurements of the Henry's law coefficients of 2-methyl-3-buten-2-ol, methacrolein, and methyl vinyl ketone, *J. Atmos. Chem.*, 33, 321–330, 1999.
- Kanakidou, M., Seinfeld, J. H., Pandis, S. N., Barnes, I., Dentener, F. J., Facchini, M. C., Van Dingenen, R., Ervens, B., Nenes, A., Nielsen, C. J., Swietlicki, E., Putaud, J. P., Balkanski, Y., Fuzzi, S., Horth, J., Moortgat, G. K., Winterhalter, R., Myhre, C. E. L., Tsigaridis, K., Vignati, E., Stephanou, E. G., and Wilson, J.: Organic aerosol and global climate modelling: a review, *Atmos. Chem. Phys.*, 5, 1053–1123, doi:10.5194/acp-5-1053-2005, 2005.
- Kroll, J. H., Ng, N. L., Murphy, S. M., Flagan, R. C., and Seinfeld, J. H.: Secondary organic aerosol formation from isoprene photooxidation under high-NO_x conditions, *Geophys. Res. Lett.*, 32, L18808, doi:10.1029/2005GL023637, 2005.
- Kroll, J. H., Ng, N. L., Murphy, S. M., Flagan, R. C., and Seinfeld, J. H.: Secondary organic aerosol formation from isoprene photooxidation, *Environ. Sci. Technol.*, 40, 1869–1877, 2006.
- Lim, H. J., Carlton, A. G., and Turpin, B. J.: Isoprene forms secondary organic aerosol through cloud processing: model simulations, *Environ. Sci. Technol.*, 39, 4441–4446, 2005.

**Aqueous
OH-oxidation of
methyl vinyl ketone
and methacrolein**

X. Zhang et al.

[Title Page](#)[Abstract](#)[Introduction](#)[Conclusions](#)[References](#)[Tables](#)[Figures](#)[⏪](#)[⏩](#)[◀](#)[▶](#)[Back](#)[Close](#)[Full Screen / Esc](#)[Printer-friendly Version](#)[Interactive Discussion](#)

- Montzka, S. A., Trainer, M., Goldan, P. D., Kuster, W. C., and Fehsenfeld, F. C.: Isoprene and its oxidation-products, methyl vinyl ketone and methacrolein, in the rural troposphere, *J. Geophys. Res.*, 98, 1101–1111, 1993.
- 5 Ng, N. L., Kroll, J. H., Keywood, M. D., Bahreini, R., Varutbangkul, V., Flagan, R. C., Seinfeld, J. H., Lee, A., and Goldstein, A. H.: Contributions of first-versus second-generation products to secondary organic aerosols formed in the oxidation of biogenic hydrocarbons, *Environ. Sci. Technol.*, 40, 2283–2297, 2006.
- Nozière, B., Voisin, D., Longfellow, C. A., Friedli, H., Henry, B. E., Hanson, D. R.: The uptake of methyl vinyl ketone, methacrolein, and 2-methyl-3-butene-2-ol onto sulfuric acid solutions, *J. Phys. Chem.*, A, 110, 2387–2395, 2006.
- 10 Nozière, B., Ekström, S., Alsberg, T., and Holmström, S.: Radical-initiated formation of organosulfates and surfactants in atmospheric aerosols, *Geophys. Res. Lett.*, 37, L05806, doi:10.1029/2009GL041863, 2010.
- Orlando, J. J., Tyndall, G. S., and Paulson, S. E.: Mechanism of the OH-initiated oxidation of methacrolein, *Geophys. Res. Lett.*, 26, 2191–2194, 1999.
- Perri, M. J., Seitzinger, S. P., and Turpin, B. J.: Secondary organic aerosol production from aqueous photooxidation of glycolaldehyde: laboratory experiments, *Atmos. Environ.*, 43, 1487–1497, 2009.
- Perri, M. J., Lim, Y. B., Seitzinger, S. P., and Turpin, B. J.: Organosulfates from glycolaldehyde in aqueous aerosols and clouds: laboratory studies, *Atmos. Environ.*, 44, 2658–2664, doi:10.1016/j.atmosenv.2010.03.031, 2010.
- 20 Rothrock, T. S. and Fry, A.: A carbon-14 tracer study of the acid-catalyzed rearrangement of 3,3-dimethyl-2-butanone-1-C¹⁴, *J. Am. Chem. Soc.*, 80, 4349–4354, 1958.
- Simpson, D., Winiwarter, W., Borjesson, G., Cinderby, S., Ferreira, A., Guenther, A., Hewitt, C. N., Janson, R., Khalil, M. A. K., Owen, S., Pierce, T. E., Puxbaum, H., Shearer, M., Skiba, U., Steinbrecher, R., Tarrason, L., and Oquist, M. G.: Inventorying emissions from nature in Europe, *J. Geophys. Res.*, 104, 8113–8152, 1999.
- Sorooshian, A., Lu, M. L., Brechtel, F. J., Jonsson, H., Feingold, G., Flagan, R. C., and Seinfeld, H. J.: On the source of organic acid aerosol layers above clouds, *Environ. Sci. Technol.*, 41, 4647–4654, 2007.
- 30 Stefan, M. I., Hoy, A. R., and Bolton, J. R.: Kinetics and mechanism of the degradation and mineralization of acetone in dilute aqueous solution sensitized by the UV photolysis of hydrogen peroxide, *Environ. Sci. Technol.*, 30, 2382–2390, 1996.

**Aqueous
OH-oxidation of
methyl vinyl ketone
and methacrolein**

X. Zhang et al.

[Title Page](#)[Abstract](#)[Introduction](#)[Conclusions](#)[References](#)[Tables](#)[Figures](#)[⏪](#)[⏩](#)[◀](#)[▶](#)[Back](#)[Close](#)[Full Screen / Esc](#)[Printer-friendly Version](#)[Interactive Discussion](#)

- Surratt, J. D., Murphy, S. M., Kroll, J. H., Ng, N. L., Hildebrant, L., Sorooshian, A., Szmigielski, R., Vermeylen, R., Maenhaut, W., Claeys, M., Flagan, R. C., and Seinfeld, J. H.: Chemical composition of secondary organic aerosol formed from photooxidation of isoprene, *J. Phys. Chem. A*, 110, 9665–9690, 2006.
- 5 Szmigielski, R., Surratt, J. D., Vermeylen, R., Szmigielska, K., Kroll, J. H., Ng, N. L., Murphy, S. M., Sorooshian, A., Seinfeld, J. H., and Claeys, M.: Characterization of 2-methylglyceric acid oligomers in secondary organic aerosol formed from the photooxidation of isoprene using trimethylsilylation and gas chromatography/ion trap mass spectrometry, *J. Mass Spectrom.*, 42(1), 101–116, 2007.
- 10 Tuazon, E. C. and Atkinson, R.: A product study of the gas-phase reaction of methyl vinyl ketone with the OH radical in the presence of NO_x, *Int. J. Chem. Kinet.*, 21, 1141–1152, 1989.
- Tuazon, E. C. and Atkinson, R.: A product study of the gas-phase reaction of methacrolein with the OH radical in the presence of NO_x, *Int. J. Chem. Kinet.*, 22, 591–602, 1990.
- 15 van Pinxteren, D., Plewka, A., Hofmann, D., Müller, K., Kramberger, H., Svrčina, B., Bächmann, K., Jaeschke, W., Mertes, S., Collett Jr., J. L., and Herrmann, H.: Schmücke hill cap cloud and valley stations aerosol characterization during FEBUKO (II): organic compounds, *Atmos. Environ.*, 39, 4305–4320, 2005.
- Volkamer, R., Ziemann, P. J., and Molina, M. J.: Secondary Organic Aerosol Formation from Acetylene (C₂H₂): seed effect on SOA yields due to organic photochemistry in the aerosol aqueous phase, *Atmos. Chem. Phys.*, 9, 1907–1928, doi:10.5194/acp-9-1907-2009, 2009.
- 20 von Sonntag, C. and Schuchman, H.-P.: Peroxyl Radicals in Aqueous Solutions, John Wiley & Sons, New York, 1997.
- Yao Liu, El Haddad, I., Scarfogliero, M., Nieto-Gligorovski, L., Temime-Roussel, B., Quivet, E., Marchand, N., Picquet-Varrault, B., and Monod, A.: In-cloud processes of methacrolein under simulated conditions – Part 1: Aqueous phase photooxidation, *Atmos. Chem. Phys.*, 9, 5093–5105, doi:10.5194/acp-9-5093-2009, 2009.
- 25 Wang, H. L., Zhang, X., and Chen, Z. M.: Development of DNPH/HPLC method for the measurement of carbonyl compounds in the aqueous phase: applications to laboratory simulation and field measurement, *Environ. Chem.*, 6, 389–397, 2009.
- 30 Warneck, P.: Chemistry of the Natural Atmosphere, 2nd edn., Academic Press, San Diego, 2000.

Zhang, X., Chen, Z. M., Wang, H. L., He, S. Z., and Huang, D. M.: An important pathway for ozonolysis of alpha-pinene and beta-pinene in aqueous phase and its implications, *Atmos. Environ.*, 43, 4465–4471, 2009.

5 Zhao, Y., Chen, Z. M., and Zhao, J. N.: Heterogeneous reactions of methacrolein and methyl vinyl ketone on α -Al₂O₃ particles, *Environ. Sci. Technol.*, 44, 2035–2041, 2010.

Zook, H. D. and Paviak, S. C.: Fission of t-butyl alkyl ketones in the schmidt reaction, *J. Am. Chem. Soc.*, 77, 2501–2503, 1955.

ACPD

10, 15595–15628, 2010

**Aqueous
OH-oxidation of
methyl vinyl ketone
and methacrolein**

X. Zhang et al.

Title Page

Abstract

Introduction

Conclusions

References

Tables

Figures

⏪

⏩

◀

▶

Back

Close

Full Screen / Esc

Printer-friendly Version

Interactive Discussion



**Aqueous
OH-oxidation of
methyl vinyl ketone
and methacrolein**

X. Zhang et al.

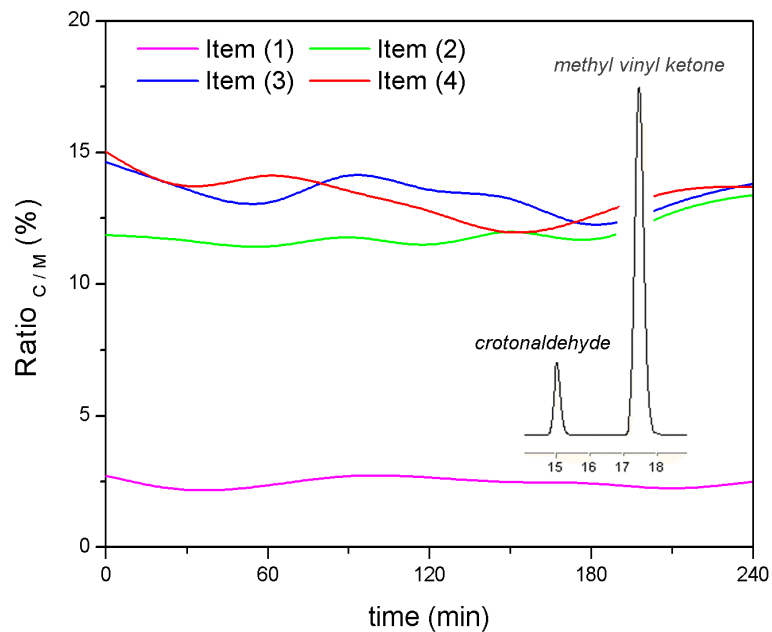


Fig. 1. Transformation of MVK in water solution (the inset figure is the HPLC-UV spectra of MVK dissolved in water solution).

[Title Page](#)[Abstract](#)[Introduction](#)[Conclusions](#)[References](#)[Tables](#)[Figures](#)[◀](#)[▶](#)[◀](#)[▶](#)[Back](#)[Close](#)[Full Screen / Esc](#)[Printer-friendly Version](#)[Interactive Discussion](#)

Aqueous OH-oxidation of methyl vinyl ketone and methacrolein

X. Zhang et al.

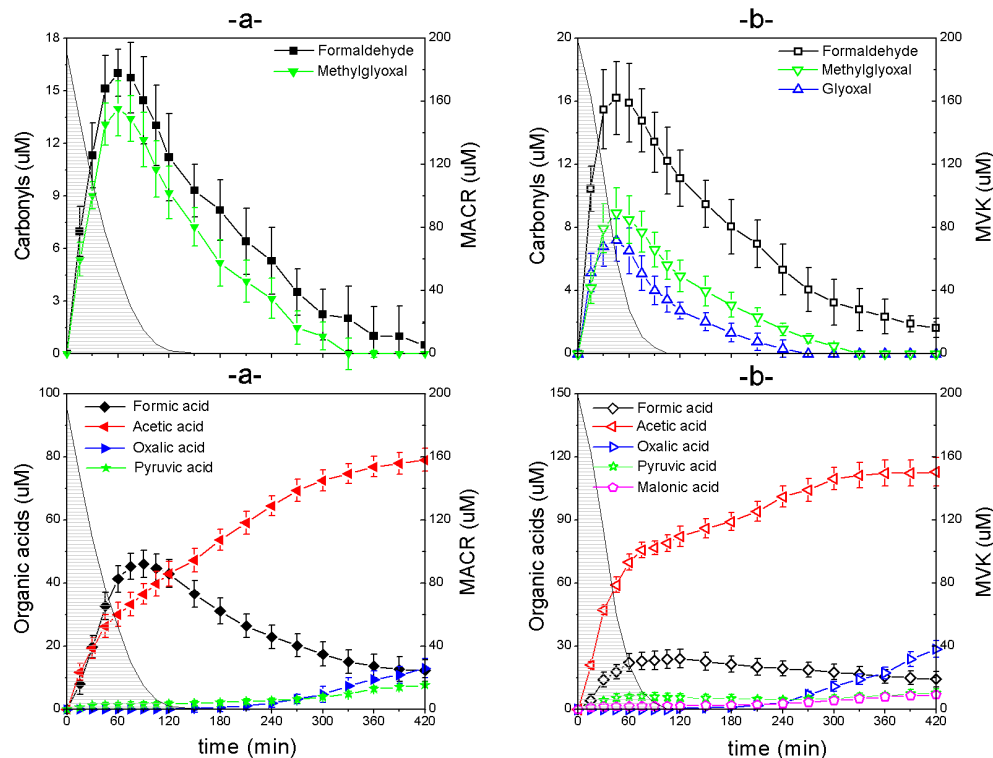


Fig. 2. Temporal concentration profiles of reactants and products in the aqueous OH-oxidation of (a) MACR, and (b) MVK (283 K, pH=4.0).

Title Page

Abstract

Introduction

Conclusions

References

Tables

Figures

◀

▶

◀

▶

Back

Close

Full Screen / Esc

Printer-friendly Version

Interactive Discussion

Aqueous OH-oxidation of methyl vinyl ketone and methacrolein

X. Zhang et al.

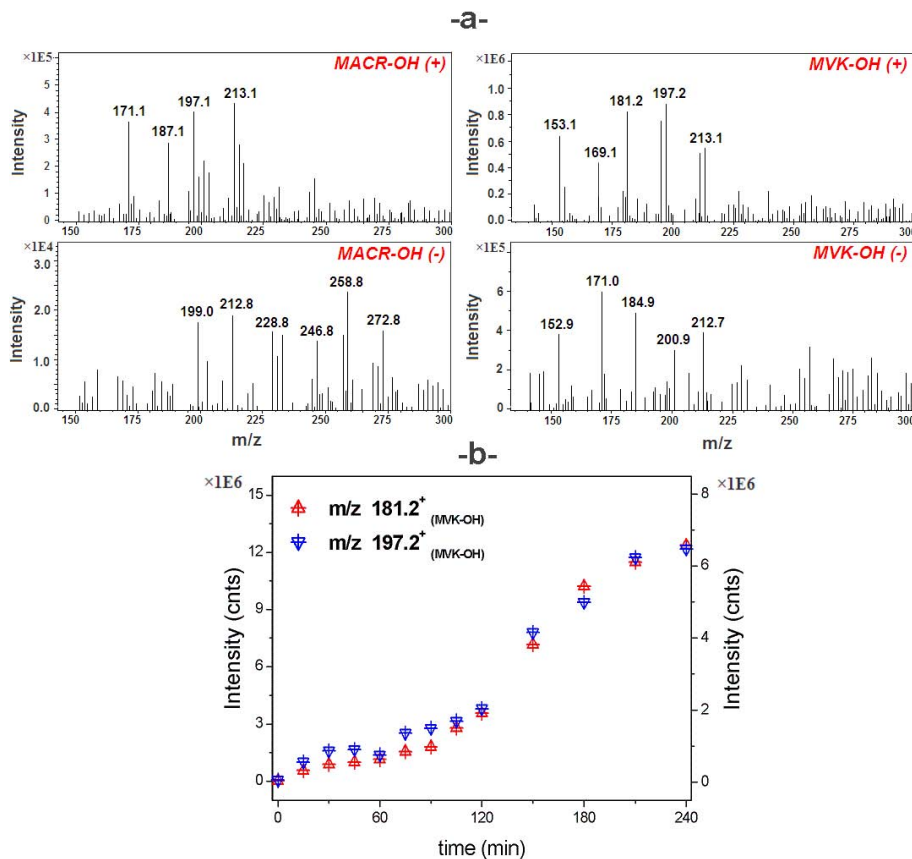


Fig. 3. Characteristics of oligomers. **(a)** HPLC-MS spectra of oligomers and **(b)** Evolution of selected oligomers from the MVK-OH reaction.

Aqueous OH-oxidation of methyl vinyl ketone and methacrolein

X. Zhang et al.

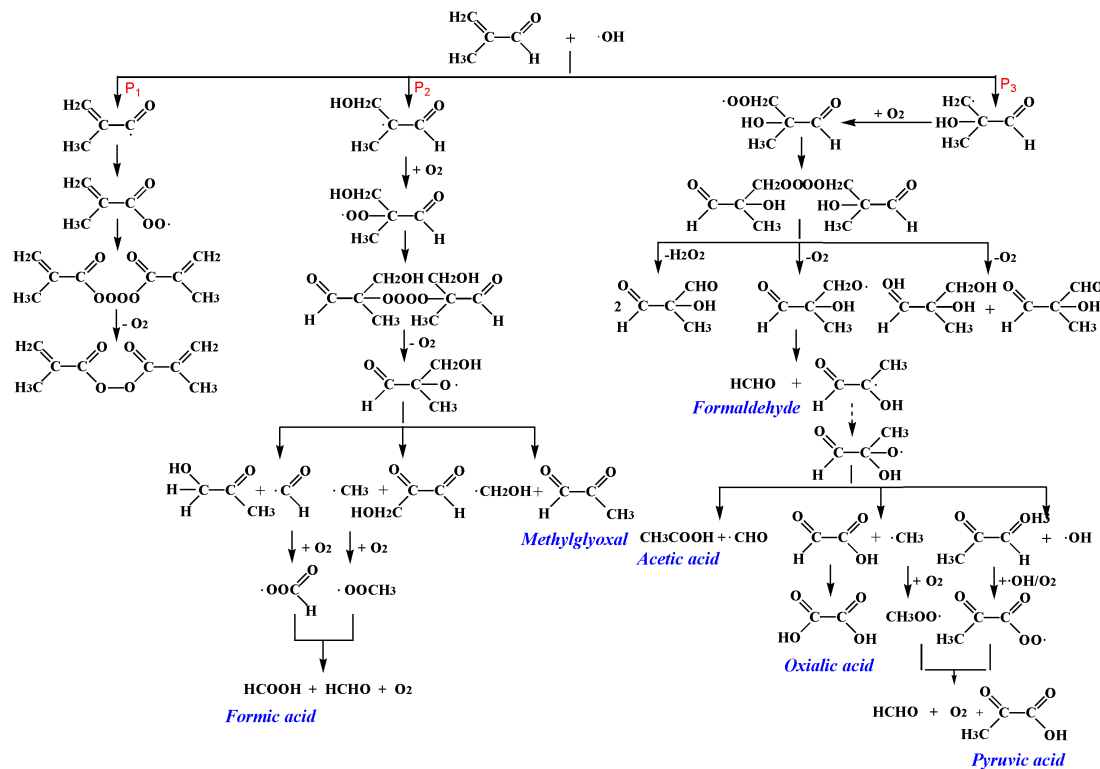


Fig. 4. Scheme for reaction pathways leading to the observed products from the MACR–OH reaction.

Title Page

Abstract

Introduction

Conclusions

References

Tables

Figures

◀

▶

◀

▶

Back

Close

Full Screen / Esc

Printer-friendly Version

Interactive Discussion

Aqueous OH-oxidation of methyl vinyl ketone and methacrolein

X. Zhang et al.

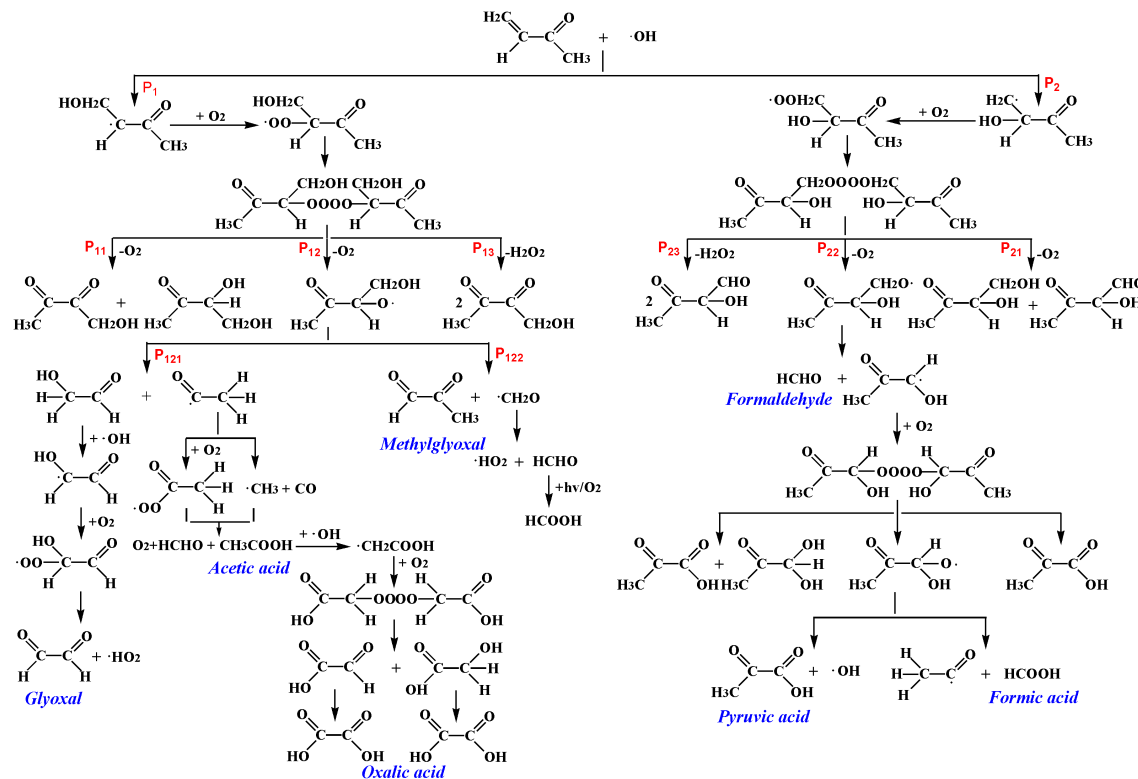


Fig. 5. Scheme for reaction pathways leading to the observed products from the MVK–OH reaction.

Title Page

Abstract

Introduction

Conclusions

References

Tables

Figures

◀

▶

◀

▶

Back

Close

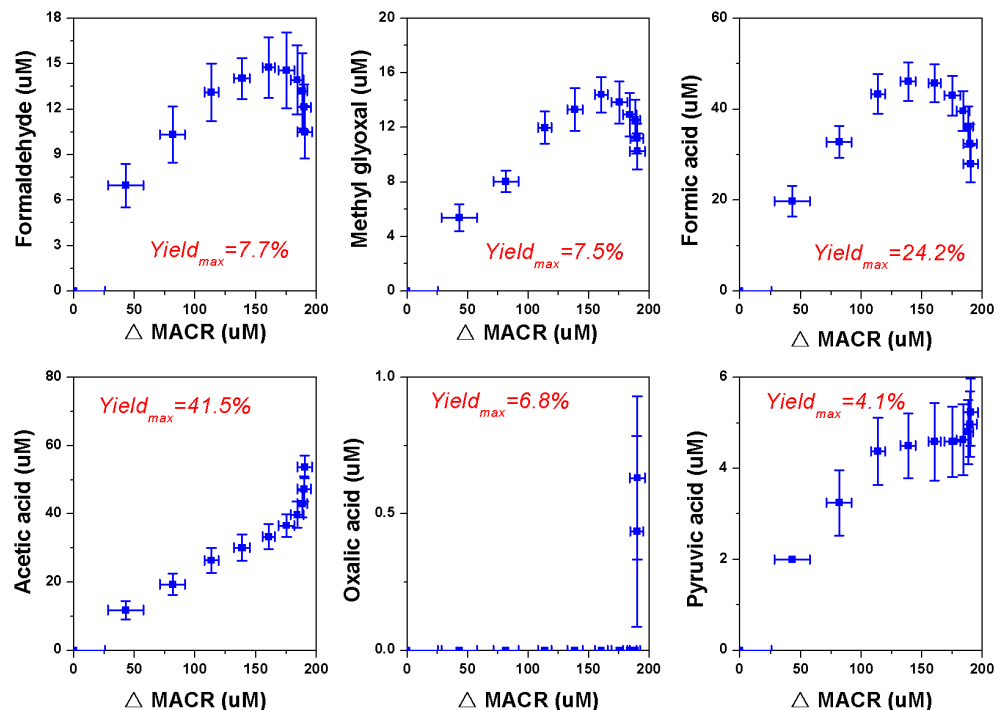
Full Screen / Esc

Printer-friendly Version

Interactive Discussion

**Aqueous
OH-oxidation of
methyl vinyl ketone
and methacrolein**

X. Zhang et al.

**Fig. 6.** Yields of low-molecular-weight products from the OH-oxidation of MACR.

Title Page

Abstract

Introduction

Conclusions

References

Tables

Figures

◀

▶

◀

▶

Back

Close

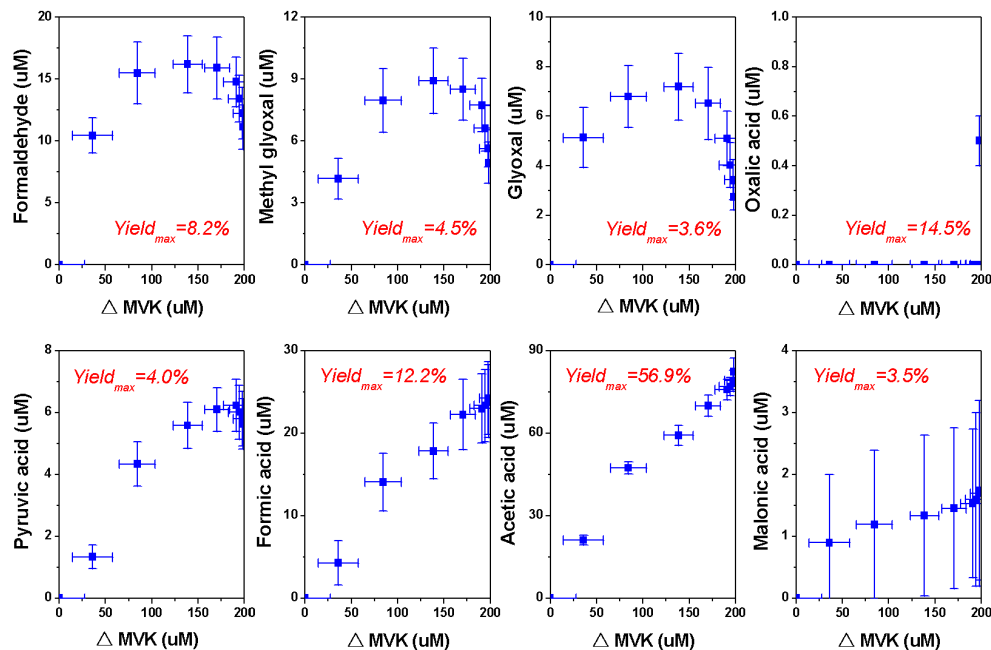
Full Screen / Esc

Printer-friendly Version

Interactive Discussion

**Aqueous
OH-oxidation of
methyl vinyl ketone
and methacrolein**

X. Zhang et al.

**Fig. 7.** Yields of low-molecular-weight products from the OH-oxidation of MVK.

Title Page

Abstract

Introduction

Conclusions

References

Tables

Figures

◀

▶

◀

▶

Back

Close

Full Screen / Esc

Printer-friendly Version

Interactive Discussion

**Aqueous
OH-oxidation of
methyl vinyl ketone
and methacrolein**

X. Zhang et al.

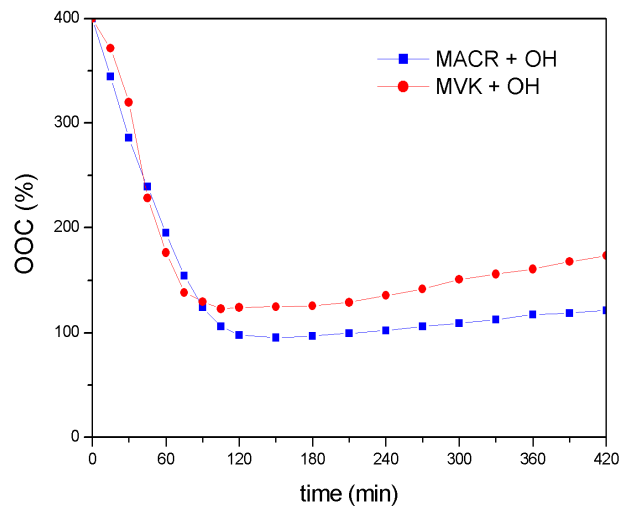
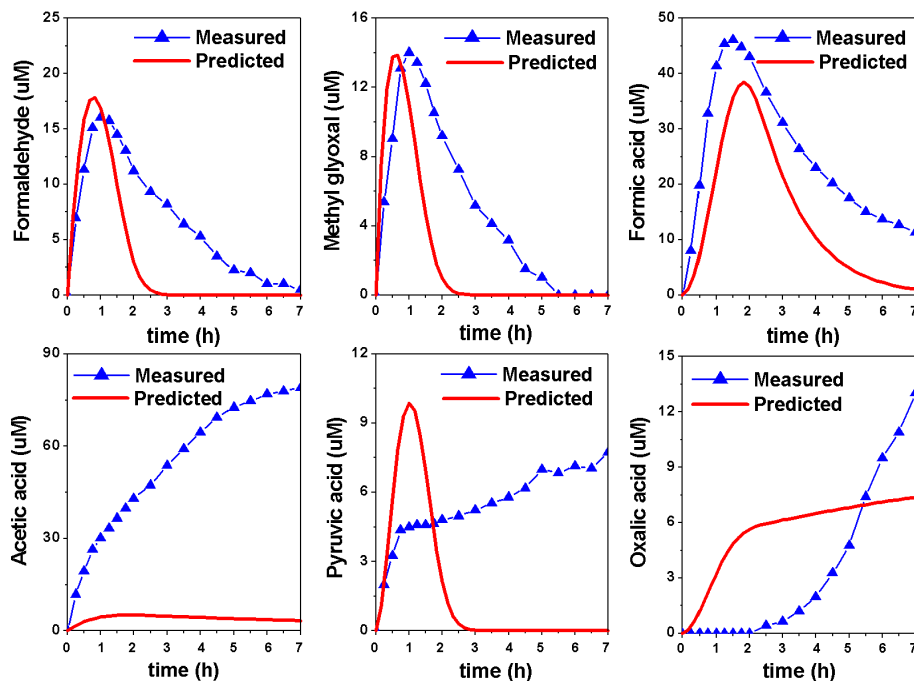


Fig. 8. Total organic carbon balance from the OH-oxidation of MACR and MVK.

[Title Page](#)[Abstract](#)[Introduction](#)[Conclusions](#)[References](#)[Tables](#)[Figures](#)[⏪](#)[⏩](#)[◀](#)[▶](#)[Back](#)[Close](#)[Full Screen / Esc](#)[Printer-friendly Version](#)[Interactive Discussion](#)

**Aqueous
OH-oxidation of
methyl vinyl ketone
and methacrolein**

X. Zhang et al.

**Fig. 9.** Measured and predicted concentrations of small products from the MACR-OH reaction.

Title Page

Abstract

Introduction

Conclusions

References

Tables

Figures

◀

▶

◀

▶

Back

Close

Full Screen / Esc

Printer-friendly Version

Interactive Discussion

**Aqueous
OH-oxidation of
methyl vinyl ketone
and methacrolein**

X. Zhang et al.

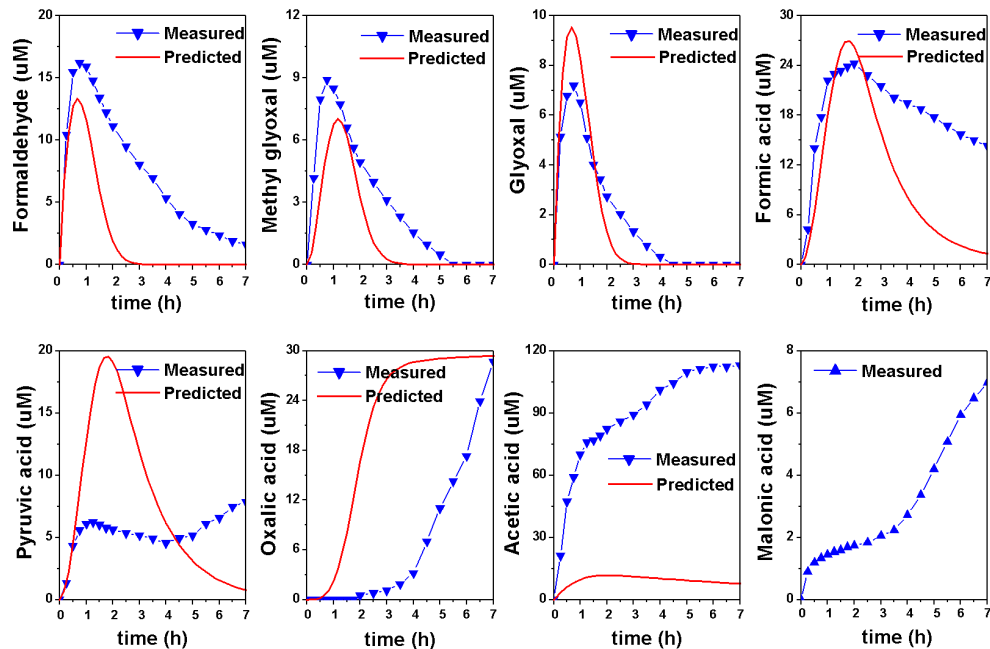


Fig. 10. Measured and predicted concentrations of small products from the MVK-OH reaction.

Title Page

Abstract

Introduction

Conclusions

References

Tables

Figures

◀

▶

◀

▶

Back

Close

Full Screen / Esc

Printer-friendly Version

Interactive Discussion

**Aqueous
OH-oxidation of
methyl vinyl ketone
and methacrolein**

X. Zhang et al.

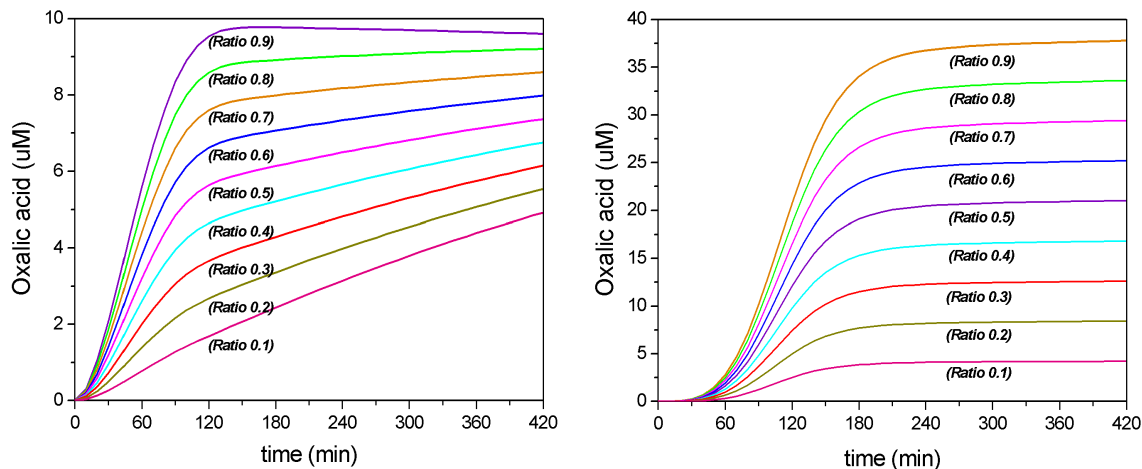


Fig. 11. Evaluation of the effect of reaction ratios on the oxalic acid yield.

[Title Page](#)[Abstract](#)[Introduction](#)[Conclusions](#)[References](#)[Tables](#)[Figures](#)[◀](#)[▶](#)[◀](#)[▶](#)[Back](#)[Close](#)[Full Screen / Esc](#)[Printer-friendly Version](#)[Interactive Discussion](#)