

Bromine in the tropical troposphere and stratosphere as derived from balloon-borne BrO observations

M. Dorf¹, A. Butz², C. Camy-Peyret³, M. P. Chipperfield⁴, L. Kritten¹, and K. Pfeilsticker¹

¹Institut für Umweltphysik (IUP), University of Heidelberg, Heidelberg, Germany

²SRON–Netherlands Institute for Space Research, Utrecht, The Netherlands

³Laboratoire de Physique Moléculaire pour l'Atmosphère et l'Astrophysique (LPMAA), Université Pierre et Marie Curie, Paris, France

⁴Institute for Atmospheric Science, School of Earth and Environment, University of Leeds, Leeds, UK

Received: 22 May 2008 – Published in Atmos. Chem. Phys. Discuss.: 9 July 2008

Revised: 17 November 2008 – Accepted: 17 November 2008 – Published: 10 December 2008

Abstract. The first tropospheric and stratospheric (4 to 33 km) BrO profile is presented for the inner tropics derived from balloon-borne DOAS (Differential Optical Absorption Spectroscopy) measurements. In combination with photochemical modelling, total stratospheric inorganic bromine (Br_y) is deduced to be (21.5 ± 2.5) ppt in 4.5-year-old air, probed in 2005. We derive a total contribution of (5.2 ± 2.5) ppt from brominated very short-lived substances and inorganic product gases to stratospheric Br_y . Tropospheric BrO was found to be < 1 ppt. Our results are compared to two 3-D CTM SLIMCAT model runs, which differ in the lifetime of the bromine source gases, affecting the vertical distribution of Br_y in the lower stratosphere. Bromine source gas measurements performed 10 days earlier (Laube et al., 2008), indicate a lower Br_y of (17.5 ± 0.4) ppt. Potential reasons for this discrepancy are discussed.

1 Introduction

Stratospheric bromine has recently come into focus again, primarily due to the presumed importance of brominated very short-lived substances (VSLs), with a lifetime of less than 0.5 years, for ozone chemistry (Law and Sturges, 2007).

Previous studies exhibit various limitations to assess the different contributions to total stratospheric inorganic bromine (Br_y). The temporally close observations of the major product gas (BrO) and source gases (Laube et al., 2008)

at the same location attempt to overcome these limitations. Most studies did not cover the relevant source gases (SGs) and were not conducted within the region where the bulk of cross tropopause transport occurs, i.e., the tropical upper troposphere and lower stratosphere. Furthermore, investigation of only the SG injection may fall short in properly budgeting Br_y , since it ignores the contribution of Br tied to aerosols, and inorganic bromine species (e.g., HBr, BrO). Evidence for a sizeable inorganic product gas (PG) contribution has been found in recent field and theoretical studies and consequences for stratospheric ozone have been discussed (e.g., Pfeilsticker et al., 2000; Murphy and Thompson, 2000; Salawitch et al., 2005; Salawitch, 2006; Law and Sturges, 2007).

2 Methodology

Within the framework of the European ENVISAT satellite validation activities the LPMA/DOAS (Limb Profile Monitor of the Atmosphere/Differential Optical Absorption Spectroscopy) balloon payload probed the tropical troposphere, and lower and middle stratosphere. Br_y was derived from measurements performed by the remote sensing LPMA/DOAS balloon payload (Camy-Peyret et al., 1993; Ferlemann et al., 2000). The LPMA/DOAS spectrometers cover the near-UV/visible (DOAS) and near-IR (LPMA) wavelength ranges, which are suitable for the detection of O_3 , NO_2 , BrO, IO, OIO, CH_4 , N_2O , and other trace-gases (e.g., Payan et al., 1998; Butz et al., 2006; Dorf et al., 2006a). The LPMA/DOAS payload was launched at tropical Teresina, Brazil, (5.1° S, 42.9° W) on 17 June 2005. It



Correspondence to: M. Dorf
(marcel.dorf@iup.uni-heidelberg.de)

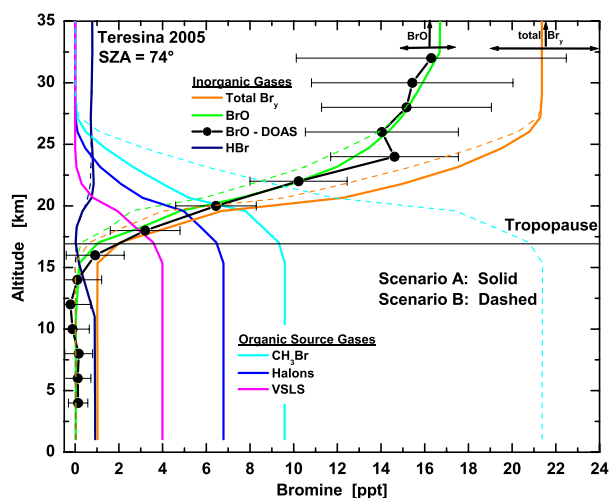


Fig. 1. Measured BrO (filled points) and modelled partitioning of inorganic stratospheric bromine species (lines) for the balloon flight at Teresina for a solar zenith angle (SZA) of 74° . BrO mixing ratios, inferred from Langley observations at balloon float altitude (33 km) (see Fig. 2 and text) and inferred total Br_y are indicated by the data shown in the upper right corner. The 3-D CTM SLIMCAT assumes (Br_y)=21.4 ppt for the two model scenarios A and B as described in the text.

performed direct sun measurements during balloon ascent, from 2 to 33 km altitude, and during sunset at balloon float altitude (33 km) in solar occultation. The cold point tropopause was located at 17 km.

Bromine monoxide (BrO) is detected in the UV with the DOAS technique (Platt and Stutz, 2008) in the wavelength range from 346 nm to 360 nm as recommended by Aliwell et al. (2002). This wavelength range contains the UV vibration absorption bands (4–0 at 354.7 nm, and 5–0 at 348.8 nm) of the $A(^2\Pi) \leftarrow X(^2\Pi)$ electronic transition of BrO. The set of reference spectra used contains a NO₂ reference spectrum for T=233 K, and two O₃ spectra at T=197 K and T=253 K, in order to account for temperature effects. All NO₂ and O₃ spectra were recorded with the balloon spectrograph in the laboratory. The BrO reference is the absolute cross-section measured by Wahner et al. (1988), with the wavelength calibration taken from own laboratory measurements.

Profile information was obtained by a least-squares profile inversion technique (Maximum A Posteriori) (Rodgers, 2000). A more detailed description of the DOAS profile inversion can be found in Butz et al. (2006). The SCD values were smoothed with a Gaussian filter of 1.0 km width, but since the altitude grid for profile inversion is 2 km, the results are not influenced significantly. Further details on the BrO DOAS-retrieval and the profile inversion can be found in Dorf et al. (2006a).

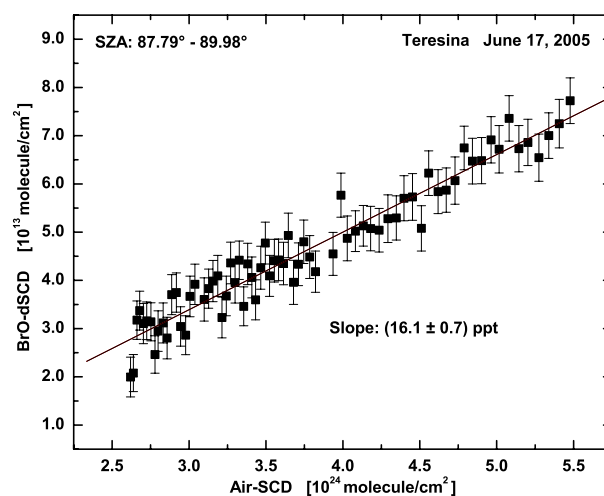


Fig. 2. Observed BrO absorption along the line-of-sight, taken from the balloon to the sun, for the balloon float altitude (33 km) measurements at Teresina. Total air-mass (Air-SCD) is calculated from the observation geometry (balloon position monitored by GPS, solar ephemerides and time) and measured temperature and pressure profiles. The slope of the line indicates the effective BrO mixing ratio above balloon float altitude.

In order to assess Br_y we calculate the BrO/Br_y ratio using results from the 3-D off-line Chemical Transport Model (CTM) SLIMCAT (Chipperfield, 1999). SLIMCAT output, interpolated to the balloon location, was saved at 00:00 UT every two days. A 1-D model was then used to reconstruct the diurnal cycle for comparison with the observations. The stratospheric photochemistry is modelled on 20 potential temperature (Θ) levels between $\Theta=323$ K (≈ 9 km) and $\Theta=1520$ K (≈ 42 km). The 1-D column model is initialised, at each height level, at 00:00 UT with 3-D CTM SLIMCAT model results. It is an updated version (using JPL-2006 kinetics; Sander et al., 2006) of the model used by, e.g., Butz et al. (2006) and includes a comprehensive set of all relevant gas-phase and heterogeneous reactions. Photolysis rates are interpolated with respect to pressure, temperature, overhead ozone and solar zenith angle (SZA) from a SLIMCAT lookup table where the actinic fluxes are calculated as recommended by Lary and Pyle (1991).

Like in previous studies (e.g., Dorf et al., 2006a) it is found useful to constrain the 1-D photochemical calculations with the measured abundances of NO₂ and O₃ taken from the same instrument (e.g., Butz et al., 2006). BrO reacts efficiently with NO₂ to BrONO₂, with the photolysis of BrONO₂ being the most important back reaction during daytime. Therefore, stratospheric BrO is strongly dependent on NO₂ and an appropriate scaling in the 1-D photochemical modelling reduces potential errors.

For the measurement of brominated SGs and air-mass aging the whole-air-sampler BONBON collected samples on 8 June 2005 between 15.2 and 34 km altitude. The whole-air-sampler accommodates 15 individual stainless steel containers. The samples were analysed by gas chromatography/mass spectrometry for brominated source-gases – CH_3Br , the halons, and brominated VSLs (CHBr_3 , CH_2Br_2 , CH_2BrCl , CHBrCl_2 and CHBr_2Cl). Details are described by Laube et al. (2008).

3 Results and discussion

Maximum BrO mixing ratios of about 16 ppt were detected at and above balloon float altitude at 33 km (Fig. 1). A Langley plot is shown in Fig. 2, where the measured BrO absorption is analysed as a function of the calculated total air-mass at balloon float altitude for a solar zenith angle (SZA) range between 87.8° and 90.0° . The slope of this correlation, (16.1 ± 0.7) ppt, indicates the effective BrO mixing ratio above balloon float altitude. Stratospheric Br_y is calculated from the modelled BrO/ Br_y partitioning weighted with the relative BrO concentration in each atmospheric layer. This ratio can be obtained by considering the bromine chemistry above balloon float altitude at daytime. In the sunlit upper stratosphere, the most important bromine reactions ($\geq 90\%$) are (a) the photolysis of BrO and (b) the reaction of atomic bromine with O_3 . Inaccuracies in this photochemical scheme are due to the BrO cross section, the quantum yield for BrO photo-dissociation, the rate reaction coefficient $k_{\text{Br}+\text{O}_3}$ and the ozone concentration. From mean $\text{BrO}/\text{Br}_y=0.75$ we infer $\text{Br}_y=(21.5 \pm 2.5)$ ppt. The total error ($1-\sigma$) represents the precision as well as uncertainties in the BrO cross section ($\pm 8\%$) and the photochemical correction used to convert BrO to Br_y ($\pm 8\%$) (see Dorf et al., 2006a).

In the lower and middle troposphere BrO concentrations are compatible with zero within the uncertainties (around 1 ppt, depending on altitude – see Fig. 1). The very low, or even negligible, BrO concentrations (< 1 ppt) for the lower, middle and upper troposphere agree with recent studies of (Schofield et al., 2004, 2006), but largely challenges other findings (Richter et al., 1998; Fitzenberger et al., 2000; Van Roozendaal et al., 2002; Salawitch et al., 2005; Hendrick et al., 2007; Fietkau et al., 2007; Theys et al., 2007). With regard to these contrasting findings, it is not clear whether the bromine released during the breakup process of the VSLs in the troposphere either (1) quickly reacts into less reactive forms of bromine (HBr, HOBr, and BrONO_2) without being efficiently activated on particle surfaces (von Glasow et al., 2004; Iraci et al., 2005), or (2) is permanently taken-up by particles and eventually washed-out, or (3) whether the reverse is true and we (and others) simply missed probing the right air-masses in the tropics, in which the brominated PGs can efficiently become activated into BrO.

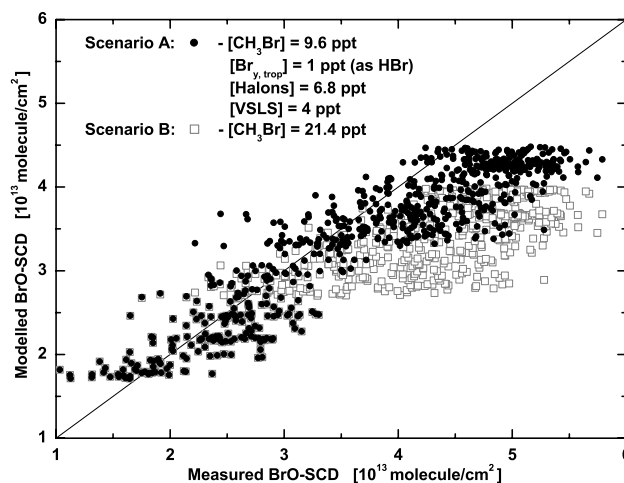


Fig. 3. Correlation plot for measured versus modelled BrO SCDs during ascent for the Teresina 2005 balloon flight. The two model runs are described in the text.

For the local tropopause (17 km) the observed BrO concentration is (2.0 ± 1.5) ppt. Above the tropopause, BrO rapidly increases with height as shown in Fig. 1 – $\text{BrO}=(3.2 \pm 1.6)$ ppt at 18 km. This rapid increase of BrO indicates that a considerable amount of brominated species with a rather short lifetime and PGs are injected, which readily release bromine atoms. A model comparison supports this finding. We use two SLIMCAT model runs (Feng et al., 2007) denoted Scenario A and B, in order to explain the BrO observations during balloon ascent below 25 km. Scenario A differentiates between the individual contributions of CH_3Br (9.6 ppt), the halons (6.8 ppt), and VSLs (4 ppt as CH_2Br_2) plus PGs (1 ppt as HBr). In Scenario B the only source gas in the model is CH_3Br , solely accounting for 21.4 ppt of bromine. The correlation between the measured versus modelled BrO slant-column densities are plotted in Fig. 3 for balloon ascent measurements. The better agreement between Scenario A and the measurements can also be observed in Fig. 1 where the solid lines represent Scenario A and the dashed lines Scenario B. Implications of this composition of brominated SGs for ozone loss and model details are discussed in Feng et al. (2007). In the stratosphere the SG concentrations rapidly decrease with height as the air-masses ascend further. Photolysis and reactions with OH lead to the formation of inorganic bromine species. Thereby ozone depleting bromine atoms are released on a timescale that is on the order of the individual substance's lifetime. Thus the released bromine atoms are found in the inorganic PGs. Once the air-masses have reached the tropical middle stratosphere, all SGs are destroyed (Fig. 1). Our data suggest complete destruction of the brominated SGs between 27 to 30 km in the tropical stratosphere, in agreement with Laube et al. (2008) who found no SG signal above 30 km.

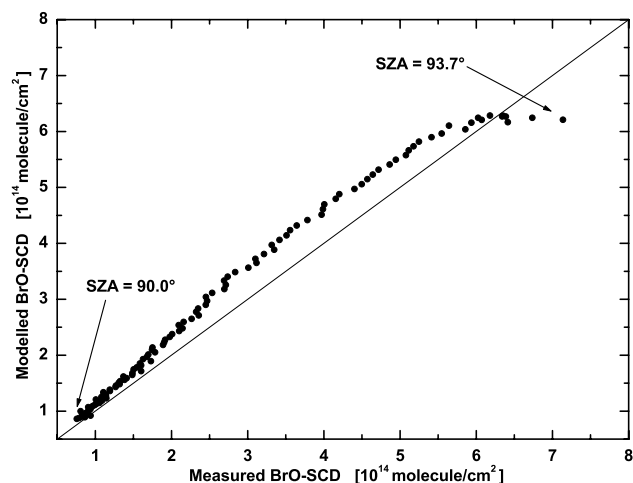


Fig. 4. Correlation plot for measured versus modelled BrO SCDs for occultation measurements between 90.0° and 93.7° SZA.

One should note that the inclusion of halons in Scenario B (keeping total Br_y at 21.4 ppt) would further slow down the increase of Br_y with altitude. This would enlarge the discrepancy between the two model scenarios. Therefore the inclusion of VLSs in Scenario A not only compensates for the slower increase of Br_y due to the consideration of halons in the model (instead of only CH_3Br as in Scenario B), but leads to an even more rapid increase of Br_y above the tropopause, which is needed to explain our observations.

Furthermore, the modelled and measured BrO values during solar occultation ($\text{SZA} > 90^\circ$) at balloon float do not match (this corresponds to tangent-heights of the line-of-sights through the atmosphere from 33 km down to 18 km). The discrepancy applies to both model scenarios, since Br_y is equal in the relevant altitude range. This is unlike previous comparisons (e.g., Harder et al., 2000) at high and mid-latitudes. Modelled values are up to 15% larger for $\text{SZA} > 90^\circ$ (see Fig. 4). Scaling of NO_2 only has a small effect on the BrO profile and does not explain the observed discrepancy. It can be speculated whether the HO_x or ClO_x chemistry and therefore HOBr or BrCl play a more important role than at mid and high-latitudes. This issue will need further investigation with future tropical data in combination with results from other balloon or satellite observations.

A total Br_y of (17.5 ± 0.4) ppt was derived from the organic SG measurements of the BONBON whole-air-sampler (Laube et al., 2008) – hereafter called Br_y^{org} . Besides the long-lived brominated SGs, CH_3Br and the halons, the 5 measured VLSs (CHBr_3 , CH_2Br_2 , CH_2BrCl , CHBrCl_2 and CHBr_2Cl) contributed (1.25 ± 0.16) ppt to Br_y^{org} . Thus the inferred Br_y from inorganic BrO (Br_y^{in}) is significantly larger, by (4.0 ± 2.9) ppt, than what can be expected from the measured SGs. Although the difference is quite significant and most likely systematic, the values lie almost within the

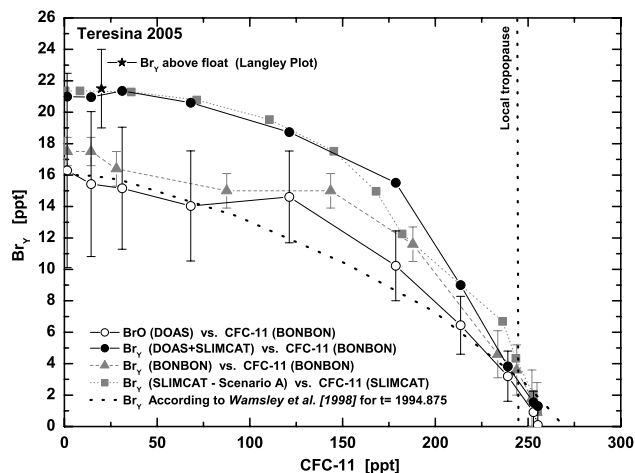


Fig. 5. Correlation between Br_y and CFC-11 from balloon data and modelling.

stated 1- σ uncertainties. Ko et al. (1997) suggested a direct PG injection into the stratosphere, which could be due to bromine tied in aerosols (Murphy and Thompson, 2000) or in gaseous form (e.g., HBr, Br, BrO...). Comparing Br_y^{in} to tropospheric trend measurements of CH_3Br and the halons taken from Montzka et al. (2003), where no tropospheric loss of CH_3Br is assumed, yields a VLS plus PG injection of 5.2 ppt into the stratosphere (see also Table 1).

Further reasons for the discrepancy between Br_y^{in} and Br_y^{org} could be the uncertainties in the SG absolute calibration scales used by different laboratories (Laube et al., 2008) and that the contribution of VLSs varies with geolocation and time. Stronger convection in combination with areas of stronger VLSs sources on the ground, could lead to higher Br_y . Furthermore, the whole-air-sampler VLSs concentrations represent a local budget for the probed area and time in the tropical tropopause layer. In contrast, Br_y^{in} is based on measurements of 4.5 year old air in the longitudinally well mixed middle stratosphere and might comprise a different VLSs contribution. Here we used the whole-air-sampler N_2O measurements for air-mass aging (Engel et al., 2002).

Figure 5 gives the correlation between Br_y and the tracer CFC-11, similar to the study of Wamsley et al. (1998). CFC-11 was taken from the whole-air-sampler, which flew 9 days earlier, and interpolated in altitude, in order to match the DOAS altitude grid. The Wamsley et al. (1998) correlation for November 1994 is plotted as well. Since stratospheric CFC-11 has declined while Br_y has continued to increase, the values from Wamsley et al. (1998) are not directly comparable with our findings.

A similar study for high-latitudes, involving the same instruments, was performed at Kiruna, Sweden (67.9°N , 22.1°E) in winter 1999 (Pfeilsticker et al., 2000). Using the Langley method to derive $\text{Br}_y^{\text{in}} = (19.9 \pm 2.5)$ ppt, the analysis indicates

Table 1. Estimated contribution of the very short-lived substances (VSLS) and product-gases (PGs) derived from organic source-gas (SG) and inorganic Br_y measurements.

	Kiruna 1999	Teresina 2005
Air-mass age at balloon-float (years)	6.0±1	4.5±1
CH ₃ Br (ppt) ^a	9.3	8.8
Halons (ppt) ^a	5.8	7.5
Br _y from BrO, Br _y ⁱⁿ (ppt)	19.9±2.5 ^b	21.5±2.5
Inferred VSLS + PG injection, i.e. Br _y ⁱⁿ – (CH ₃ Br+halons) (ppt)	4.7	5.2
Br _y from SG measurements, Br _y ^{org} (ppt)	18.4 (–1.5 / +1.8)	17.5±0.4
Measured VSL – SGs at stratospheric entry level (ppt)	2.6±0.6	1.25±0.16
Potential maximum PG injection assuming a locally balanced bromine-budget, ^c i.e. Br _y ⁱⁿ – (CH ₃ Br+halons+measured VSL) (ppt)	2.1±2.6	4.0±2.5

^a Surface CH₃Br and halon data are from Montzka et al. (2003). We assume no tropospheric loss of CH₃Br.

^b Value based on the Langley method as compared to the SCD-/profile comparison of Pfeilsticker et al. (2000).

^c This is more likely true for the tropics, where most of the upward flux into the stratosphere occurs, than for high-latitudes.

a VSLS plus PG injection of 4.7 ppt (Dorf et al., 2006b). A reanalysis of the BrO-SCDs and comparison with modelled BrO-SCD values, as shown by Pfeilsticker et al. (2000), yields a Br_y of (19.5±2.5) ppt, i.e., 2 ppt smaller than in the Pfeilsticker et al. (2000) study (21.5 ppt). Here we improved the calculation of the residual amount of BrO in the reference spectrum and scaled NO₂ in the photochemical model to our balloon observations, in order to get the correct bromine partitioning and therefore Br_y. Table 1 summarises the values of the Kiruna (1999) and Teresina (2005) studies using the Br_yⁱⁿ derived with the Langley method.

Assuming that no unknown SGs contributed to Br_yⁱⁿ and that there are no large temporal variations in the VSLS, we can calculate a potential maximum PG injection for a locally balanced bromine-budget, with 2.1 ppt for Kiruna 1999 and 4.0 ppt for Teresina 2005 (see Table 1). In the tropics, with a net upward mass flux and the primary troposphere-stratosphere exchange, these assumptions are more justified than for high-latitudes. There is certainly the need for comprehensive studies in the future, which include dynamical analysis of the transport of air masses, as well as SG and PG measurements, from the ground to the lower stratosphere.

The sum for the VSLS and PG injection compares reasonably well with recent, mostly satellite-based BrO studies, and ranges between 0 and 10.4 ppt. Here the average and the range of the central values of the considered studies is 5 ppt and (3–8) ppt, respectively (see Table 2–8 in Law and Sturges, 2007 and references therein, and Hendrick et al., 2007). Most of these studies are inherently less accurate than those possible by balloon-borne spectroscopic BrO observations, and suffer from the lack of air-mass aging and simultaneous VSLS measurements for the investigated air-masses.

4 Conclusions and summary

This study presents the first inner tropical BrO profile from the troposphere up to the middle stratosphere (4 to 33 km). A Br_yⁱⁿ concentration of (21.5±2.5) ppt was derived from balloon-borne BrO measurements in combination with photochemical modelling. A comparison with different model scenarios of the 3-D CTM SLIMCAT, differing in the lifetimes of the bromine source gases, shows the need for a significant VSLS and PG injection into the stratosphere. Our Br_yⁱⁿ indicates a total contribution of the VSLS and PGs of 5.2 ppt. Temporally close organic SG measurements, including VSLS, indicate a Br_y^{org} of (17.5±0.4) ppt, which is significantly lower than Br_yⁱⁿ. The difference between Br_yⁱⁿ and Br_y^{org} can be explained if accounting for calibration uncertainties, additional unidentified brominated VSLS, the variability of VSLS in time and space (Laube et al., 2008), and considering a further source of stratospheric bromine (e.g., PG injection).

Our result on reactive bromine and the PG abundance in the troposphere is inconclusive. Tropospheric BrO is compatible with 0 ppt and <1 ppt within the uncertainties. This is in agreement with studies of (Schofield et al., 2004, 2006), but contradicts other findings (e.g., Richter et al., 1998; Fitzenberger et al., 2000; Salawitch et al., 2005; Theys et al., 2007). Future research is needed with more sensitive instrumentation and sophisticated models in order to reveal the role that bromine plays for the photochemistry of the troposphere and UT/LS region.

Acknowledgements. Funding for this study came from the Bundesministerium für Bildung und Forschung (BMBF) (contract DLR-50EE0017) and the European Union (EU) through the SCOUT-O3 project (contract 505390-GOCE-CT-2004). The SLIMCAT modelling was supported by the NERC, UK. We thank

the CNES 'equipe nacelles pointées' and the balloon team from Aire sur l'Adour/France without which the balloon flights would not have been possible. We also thank our colleagues from the LPMA balloon team (P. Jeseck, I. Pepin and Y. Té) for the successful cooperation, and Ross J. Salawitch and Laurie J. Kovalenko for their helpful comments. J. C. Laube and A. Engel from the University of Frankfurt, and W. T. Sturges from the University of East Anglia are especially acknowledged for their data provision and cooperation.

Edited by: A. Richter

References

- Aliwell, S., Van Roozendaal, M., Johnston, P., Richter, A., Wagner, T., Arlander, D., Burrows, J., Fish, D., Jones, R., Tornkvist, K., Lambert, J.-C., Pfeilsticker, K., and Pundt, I.: Analysis for BrO in zenith-sky spectra: An intercomparison exercise for analysis improvement, *J. Geophys. Res.*, 107, doi:10.1029/2001JD000329, 4199 pp., 2002.
- Butz, A., Bösch, H., Camy-Peyret, C., Chipperfield, M. P., Dorf, M., Dufour, G., Grunow, K., Jeseck, P., Köhl, S., Payan, S., Pepin, I., Pukite, J., Rozanov, A., von Savigny, C., Sioris, C., Wagner, T., Weidner, F., and Pfeilsticker, K.: Inter-comparison of Stratospheric O₃ and NO₂ abundances retrieved from balloon-borne direct sun observations and Envisat/SCIAMACHY limb measurements, *Atmos. Chem. Phys.*, 5, 10 747–10 797, 2006, <http://www.atmos-chem-phys.net/5/10747/2006/>.
- Camy-Peyret, C., Flaud, J.-M., Perrin, A., Rinsland, C. P., Goldman, A., and Murcray, F.: Stratospheric N₂O₅, CH₄ and N₂O profiles from IR solar occultation spectra, *J. Atmos. Chem.*, 16, 31–40, 1993.
- Chipperfield, M. P.: Multiannual simulations with a three-dimensional chemical transport model, *J. Geophys. Res.*, 104, D1, 1781–1805, 1999.
- Dorf, M., Bösch, H., Butz, A., Camy-Peyret, C., Chipperfield, M. P., Engel, A., Goutail, F., Grunow, K., Hendrick, F., Hrechanyy, S., Naujokat, B., Pommereau, J.-P., Van Roozendaal, M., Sioris, C., Stroh, F., Weidner, F., and Pfeilsticker, K.: Balloon-borne stratospheric BrO measurements: comparison with Envisat/SCIAMACHY BrO limb profiles, *Atmos. Chem. Phys.*, 6, 2483–2501, 2006a, <http://www.atmos-chem-phys.net/6/2483/2006/>.
- Dorf, M., Butler, J. H., Butz, A., Camy-Peyret, C., Chipperfield, M. P., Kritten, L., Montzka, S. A., Simmes, B., Weidner, F., and Pfeilsticker, K.: Long-term observations of stratospheric bromine reveal slow down in growth, *Geophys. Res. Lett.*, 33, L24803, doi:10.1029/2006GL027714, 2006b.
- Engel, A., Strunk, M., Müller, M., Haase, H.-P., Poss, C., Levin, I., and Schmidt, U.: Temporal development of total chlorine in the high-latitude stratosphere based on reference distributions of mean age derived from CO₂ and SF₆, *J. Geophys. Res.*, 107, 2002.
- Feng, W., Chipperfield, M. P., Dorf, M., Pfeilsticker, K., and Ricaud, P.: Mid-latitude ozone changes: studies with a 3-D CTM forced by ERA-40 analyses, *Atmos. Chem. Phys.*, 7, 2357–2369, 2007, <http://www.atmos-chem-phys.net/7/2357/2007/>.
- Ferlemann, F., Bauer, N., Fitzenberger, R., Harder, H., Osterkamp, H., Perner, D., Platt, U., Scheider, M., Vradelis, P., and Pfeilsticker, K.: Differential optical absorption spectroscopy instrument for stratospheric balloon-borne trace gas studies, *Appl. Optics*, 39, 2377–2386, 2000.
- Fietkau, S., Medeke, T., Richter, A., Sheode, N., Sinnhuber, B.-M., Wittrock, F., Theys, N., van Roozendaal, M., and Burrows, J. P.: Ground-based measurements of tropospheric and stratospheric bromine monoxide above Nairobi (1° S, 36° E), *Atmos. Chem. Phys. Discuss.*, 7, 6527–6555, 2007, <http://www.atmos-chem-phys-discuss.net/7/6527/2007/>.
- Fitzenberger, R., Bösch, H., Camy-Peyret, C., Chipperfield, M. P., Harder, H., Platt, U., Pyle, J., Wagner, T., and Pfeilsticker, K.: First profile measurement of tropospheric BrO, *Geophys. Res. Lett.*, 27, 2921–2924, 2000.
- Harder, H., Bösch, H., Camy-Peyret, C., Chipperfield, M. P., Fitzenberger, R., Payan, S., Perner, D., Platt, U., Sinnhuber, B.-M., and Pfeilsticker, K.: Comparison of measured and modeled stratospheric BrO: implications for the total amount of stratospheric bromine, *Geophys. Res. Lett.*, 27(22), 3695–3698, 2000.
- Hendrick, F., van Roozendaal, M., Chipperfield, M. P., Dorf, M., Goutail, F., Yang, X., Fayt, C., Hermans, C., Pfeilsticker, K., Pommereau, J. P., Pyle, J., Theys, N., and de Mazière, M.: Retrieval of stratospheric and tropospheric BrO profiles and columns using ground-based zenith-sky DOAS observations at Harestua, 60° N, *Atmos. Chem. Phys.*, 7, 4869–4885, 2007, <http://www.atmos-chem-phys.net/7/4869/2007/>.
- Iraci, L. T., Michelsen, R. R., Ashbourn, S. F. M., Rammer, T. A., and Golden, D. M.: Uptake of hypobromous acid (HOBr) by aqueous sulfuric acid solutions: low-temperature solubility and reaction, *Atmos. Chem. Phys.*, 5, 1577–1587, 2005, <http://www.atmos-chem-phys.net/5/1577/2005/>.
- Ko, M. K. W., Sze, N. D., Scott, C. J., and Weissenstein, D. K.: On the relation between chlorine/bromine loading and short-lived tropospheric source gases, *J. Geophys. Res.*, 102, 25 507–25 517, 1997.
- Lary, D. J. and Pyle, J. A.: Diffuse radiation, twilight and photochemistry, *J. Atmos. Chem.*, 373–392, 1991.
- Laube, J. C., Engel, A., Boenisch, H., Möbius, T., Worton, D. R., Sturges, W. T., Grunow, K., and Schmidt, U.: Contribution of very short-lived organic substances to stratospheric chlorine and bromine in the tropics – a case study, *Atmos. Chem. Phys. Discuss.*, 8, 8491–8515, 2008, <http://www.atmos-chem-phys-discuss.net/8/8491/2008/>.
- Law, K. S. and Sturges, W. T.: Chapter 2 (“Halogenated very short-lived substances”) in World Meteorological Organization, Scientific Assessment of Ozone Depletion: 2006, Global Ozone Research and Monitoring Project – Report No.50, Geneva, Switzerland, 2007.
- Montzka, S., Butler, J., Hall, B., Mondell, D., and Elkins, J.: A decline in tropospheric organic bromine, *Geophys. Res. Lett.*, 30, 15, 1826–1829, 2003.
- Murphy, D. M. and Thompson, D. S.: Halogen ions and NO⁺ in the mass spectra of aerosols in the upper troposphere and lower stratosphere, *Geophys. Res. Lett.*, 27, 3217–3220, 2000.
- Payan, S., Camy-Peyret, C., Jeseck, P., Hawat, T., Durry, G., and Lefèvre, F.: First direct simultaneous HCl and ClONO₂ profile measurements in the arctic vortex, *Geophys. Res. Lett.*, 25, 14, 2663–2666, 1998.

- Pfeilsticker, K., Sturges, W. T., Bösch, H., Camy-Peyret, C., Chipperfield, M. P., Engel, A., Fitzenberger, R., Müller, M., Payan, S., and Sinnhuber, B.-M.: Lower stratospheric organic and inorganic bromine budget for the Arctic winter 1998/99, *Geophys. Res. Lett.*, 27, 20, 3305–3308, 2000.
- Platt, U. and Stutz, J.: *Differential Optical Absorption Spectroscopy (DOAS), Principles and Applications*, ISBN 978-3-540-21193-8, Springer Verlag, Heidelberg, 2008.
- Richter, A., Wittrock, F., Eisinger, M., and Burrows, J. P.: GOME observations of tropospheric BrO in Northern Hemispheric spring and summer 1997, *Geophys. Res. Lett.*, 25, 14, 2683–2686, 1998.
- Rodgers, C.: *Inverse methods for atmospheric sounding*, World Scientific, Singapore, New Jersey, London, Hongkong, ISBN-978-9810227401, 2000.
- Salawitch, R. J., Weisenstein, D. K., Kovalenko, L. J., Sioris, C. E., Wennberg, P. O., Chance, K., Ko, M. K. W., and McLinden, C. A.: Sensitivity of ozone to bromine in the lower stratosphere, *Geophys. Res. Lett.*, 32, L05811, doi:10.1029/2004GL021504, 2005.
- Salawitch, R. J.: Atmospheric chemistry: biogenic bromine, *Nature*, 439, 275–277, 2006.
- Sander, S. P., Finlayson-Pitts, B. J., Friedl, R. R., Golden, D. M., Huie, R. E., Keller-Rudek, H., Kolb, C. E., Kurylo, M. J., Molina, M. J., Moortgart, G. K., Orkin, V. L., Ravishankara, A. R., and Wine, P. H.: *Chemical Kinetics and Photochemical Data for Use in Atmospheric Studies*, Evaluation Number 15, JPL Publication 06-2, Jet Propulsion Laboratory, Pasadena, USA, 2006.
- Schofield, R., Kreher, K., Connor, B. J., Johnston, P. V., Thomas, A., Shooter, D., Chipperfield, M. P., Rodgers, C. D., and Mount, G. H.: Retrieved tropospheric and stratospheric BrO columns over Lauder, New-Zealand, *J. Geophys. Res.*, 109, D14, 304, 2004.
- Schofield, R., Johnston, P. V., Thomas, A., Kreher, K., Connor, B. J., Wood, S., Shooter, D., Chipperfield, M. P., Richter, A., von Glasow, R., and Rodgers, C. D.: Tropospheric and stratospheric BrO columns over Arrival Heights, Antarctica, 2002, *J. Geophys. Res.*, 111, D10, D22310, 2006.
- Theys, N., Van Roozendael, M., Hendrick, F., Fayt, C., Hermans, C., Barry, J.-L., Goutail, F., Pommereau, J.-P., and De Mazière, M.: Retrieval of stratospheric and tropospheric BrO columns from multi-axis DOAS measurements at Reunion Island (21° S, 56° E), *Atmos. Chem. Phys.*, 7, 4733–4749, 2007, <http://www.atmos-chem-phys.net/7/4733/2007/>.
- Van Roozendael, M., Wagner T., Richter, A., Pundt, I., Arlander, D. W., Burrows, J. P., Chipperfield, M. P., Fayt, C., Johnston, P. V., Lambert, J. C., Kreher, K., Pfeilsticker, K., Platt, U., Pommereau, J. P., Sinnhuber, B. M., Tornkvist, K. K., and Wittrock, F.: Intercomparison of BrO measurements from ERS-2 GOME, ground-based and balloon platforms, *Adv. Space. Res.*, 29, 22, 1161–1666, 2002.
- von Glasow, R., Platt, U., Crutzen, P. J., von Kuhlmann, R., and Lawrence, M. G.: Impact of reactive bromine chemistry in the troposphere, *Atmos. Chem. Phys.*, 4, 2481–2497, 2004, <http://www.atmos-chem-phys.net/4/2481/2004/>.
- Wahner, A., Ravishankara, A., Sander, S., and Friedl, R.: Absorption cross section of BrO between 312 and 385 nm at 298 and 223 K, *Chem. Phys. Lett.*, 152, 507–512, 1988.
- Wamsley, P. R., Elkins, J. W., Fahey, D. W., Dutton, G. S., Volk, C. M. Myers, R. C., Montzka, S. A., Butler, J. H., Clarke, A. D., Fraser, P. J., Steele, L. P., Lucarelli, M. P., Atlas, E. L., Schauffler, S. M., Blake, D. R., Rowland, F. S., Sturges, W. T., Lee, J. M., Penkett, S. A., Engel, A., Stimpfle, R. M., Chan, K. R., Weisenstein, D. K., Ko, M. K. W., and Salawitch, R. J.: Distribution of halon-1211 in the upper troposphere and lower stratosphere and the 1994 total bromine budget, *J. Geophys. Res.*, 103, D1, 1513–1526, 1998.