

Secondary organic aerosol formation from *m*-xylene, toluene, and benzene

N. L. Ng¹, J. H. Kroll^{1,*}, A. W. H. Chan¹, P. S. Chhabra¹, R. C. Flagan¹, and J. H. Seinfeld¹

¹Departments of Chemical Engineering and Environmental Science and Engineering, California Institute of Technology, Pasadena, CA 91125, USA

*now at: Aerodyne Research, Inc. 45 Manning Road, Billerica, MA 01821, USA

Received: 1 March 2007 – Published in Atmos. Chem. Phys. Discuss.: 28 March 2007

Revised: 28 June 2007 – Accepted: 13 July 2007 – Published: 24 July 2007

Abstract. Secondary organic aerosol (SOA) formation from the photooxidation of *m*-xylene, toluene, and benzene is investigated in the Caltech environmental chambers. Experiments are performed under two limiting NO_x conditions; under high-NO_x conditions the peroxy radicals (RO₂) react only with NO, while under low-NO_x conditions they react only with HO₂. For all three aromatics studied (*m*-xylene, toluene, and benzene), the SOA yields (defined as the ratio of the mass of organic aerosol formed to the mass of parent hydrocarbon reacted) under low-NO_x conditions substantially exceed those under high-NO_x conditions, suggesting the importance of peroxy radical chemistry in SOA formation. Under low-NO_x conditions, the SOA yields for *m*-xylene, toluene, and benzene are constant (36%, 30%, and 37%, respectively), indicating that the SOA formed is effectively nonvolatile under the range of $M_o (> 10 \mu\text{g m}^{-3})$ studied. Under high-NO_x conditions, aerosol growth occurs essentially immediately, even when NO concentration is high. The SOA yield curves exhibit behavior similar to that observed by Odum et al. (1996, 1997a, b), although the values are somewhat higher than in the earlier study. The yields measured under high-NO_x conditions are higher than previous measurements, suggesting a “rate effect” in SOA formation, in which SOA yields are higher when the oxidation rate is faster. Experiments carried out in the presence of acidic seed aerosol reveal no change of SOA yields from the aromatics as compared with those using neutral seed aerosol.

1 Introduction

Aromatic hydrocarbons contribute an important fraction (~20–30%) of total volatile organic compounds in the urban atmosphere (Calvert et al., 2002). Atmospheric oxidation of

aromatic hydrocarbons leads to the production of ozone as well as low-volatility species which then partition into the condensed phase, forming secondary organic aerosol (SOA).

The anthropogenic contribution to global SOA formation is currently estimated to be small, roughly about 10% (Tsigaridis and Kanakidou, 2003). Ambient measurements suggest that SOA formation in the atmosphere is higher than that predicted by current models (Heald et al., 2005, 2006; de Gouw et al., 2005; Volkamer et al., 2006). In addition, it has been suggested that SOA formation from anthropogenic sources is substantially higher than currently thought (de Gouw et al., 2005; Volkamer et al., 2006).

Gas-phase chemistry of aromatic hydrocarbons is dominated by reaction with the OH radical (Calvert et al., 2002). Despite considerable study of the oxidation chemistry of aromatic hydrocarbons, the basic underlying mechanisms of SOA formation and growth from aromatic precursors remain poorly understood. There have been few studies on the molecular composition of SOA from aromatic hydrocarbons (Forstner et al., 1997; Jang and Kamens, 2001; Kleindienst et al., 2004). The carbon balance is poorly constrained; generally, only about 50% of the reacted carbon has been identified as products (Calvert et al., 2002).

SOA formation from individual precursors is typically studied in laboratory chamber experiments. Aerosol yields from the photooxidation of aromatic hydrocarbons have been shown to be highly sensitive to the NO_x level (Hurley et al., 2001; Johnson et al., 2004, 2005; Song et al., 2005); generally, a higher SOA yield is observed under low-NO_x conditions. This general dependence of SOA formation on the NO_x level has been proposed to be the result of differences in concentrations of different oxidants (OH, O₃, and NO₃) (Hurley et al., 2001), or in changes in peroxy radical chemistry (Hatakeyama et al., 1991; Johnson et al., 2004, 2005; Presto et al., 2005; Kroll et al., 2006). In addition, particle-phase reactions have been found to be important processes in SOA formation (Kalberer et al., 2004; Gao et al., 2004a, b;

Correspondence to: J. H. Seinfeld
(seinfeld@caltech.edu)

Tolocka et al., 2004), and the presence of sulfuric acid seed has been shown to lead to increased SOA yields in a number of systems (Jang et al., 2002; Iinuma et al., 2004; Gao et al., 2004a, b; Edney et al., 2005). Odum et al. (1996, 1997a, b) performed an extensive study on aromatic SOA formation. In light of the recent findings on the NO_x dependence and effect of seed aerosol acidity on SOA yields, it is important that SOA formation from aromatics be restudied to establish fully the NO_x dependence and effect of particle acidity on SOA formation.

Most chamber experiments of SOA formation by aromatics involve the irradiation of aromatic/ NO_x mixtures (Izumi and Fukuyama, 1990; Odum et al., 1996, 1997a, b; Hurley et al., 2001; Johnson et al., 2004; Song et al., 2005). In these classical photooxidation experiments, the NO and NO_2 concentrations (hence NO/ NO_2 ratio) constantly change, making it difficult to isolate the effect of NO_x on SOA formation. For example, the decreasing NO concentration over the course of the experiment may lead to a switch from “high- NO_x ” conditions to “low- NO_x ” conditions for the peroxy radical chemistry (Johnson et al., 2004). Another potential complication in interpreting SOA data is that a delay in aerosol formation from the onset of photooxidation has been frequently observed in aromatic systems; in particular, aerosol does not form until the concentration of NO approaches zero. When extrapolating to urban areas where the NO_x level is usually high, this would suggest that aromatics (and other hydrocarbons) do not produce SOA in the atmosphere. The observation that SOA does not form until [NO] approaches zero is not universal, however; in a study of toluene photooxidation by Stroud et al. (2004), aerosol growth is observed even at NO concentrations of 1–3 ppm. Thus the NO_x dependence of SOA yields, which is a crucial parameter for atmospheric modeling, is very poorly understood.

In this work, SOA formation from the photooxidation of *m*-xylene, toluene, and benzene is investigated. A main goal of this study is to establish the NO_x dependence of SOA formation for these aromatic hydrocarbons. In the experiments, SOA formation under two NO_x conditions is studied: (1) high- NO_x experiments in which HONO is used as the OH precursor and the NO_x level at the inception of photooxidation is ~ 1 ppm; and (2) low- NO_x experiments in which H_2O_2 is used as the OH precursor and no NO_x is introduced into the chambers. The background NO_x concentration is < 1 ppb, which is within the uncertainty of the NO_x monitor. By performing experiments at these extreme NO_x limits, the oxidation conditions (initiating oxidant and fate of peroxy radicals) can be maintained relatively constant over the course of the experiment, allowing for the evaluation of the effect of NO_x level on SOA formation. Additionally, the effect of seed aerosol acidity on SOA formation is studied under both high- and low- NO_x conditions. The SOA yield parameters obtained at the two NO_x limits allow one to parameterize the NO_x dependence of SOA formation for use in atmospheric models (Presto et al., 2006).

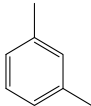
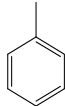

2 Experimental section

Experiments are performed in Caltech’s indoor, dual 28 m^3 Teflon environmental chambers. Details of the facilities have been given elsewhere (Cocker et al., 2001; Keywood et al., 2004). Before each experiment, the chambers are flushed continuously with dry purified air for ~ 24 h. Each chamber has a dedicated Differential Mobility Analyzer (DMA, TSI model 3081) coupled with a condensation nucleus counter (TSI model 3760) for measuring aerosol size distribution, number concentration, and volume concentration. All aerosol growth data are corrected for wall loss, in which size-dependent coefficients determined from inert particle wall loss experiments are applied to the aerosol volume data (Keywood et al., 2004). Generally, the wall loss coefficients range from 10^{-4} to 10^{-2} particles min^{-1} . Temperature, relative humidity (RH), O_3 , NO, and NO_x are continuously monitored. Half of the available black lights are used in the experiments. The initial temperature of the chamber is $\sim 20^\circ\text{C}$. Heating from the lights leads to a temperature increase of approximately 5°C inside the chamber over the course of the experiment. The analytical instruments are located outside the chamber enclosure and are at the temperature of the surrounding room (~ 20 – 22°C). The air may cool slightly as it is sampled from the chamber into the instruments, and the measured aerosol likely corresponds to the gas-particle partitioning at the temperature of the instruments rather than the chamber enclosure. Such small temperature differences are unlikely to affect results significantly.

Seed particles are introduced into the chamber to act as a substrate onto which the gas-phase products may condense. In an earlier work, we have shown that without seed particles, there is an “induction period” in which hydrocarbon is reacted but no aerosol is formed, which has the effect of biasing SOA yield measurements low (Kroll et al., 2007). Therefore, for all experiments in this study seed particles are used to eliminate this effect. Seed particles are generated by atomizing an aqueous solution with a constant-rate atomizer. The nonacid seed consists of 0.015 M $(\text{NH}_4)_2\text{SO}_4$, while the acidic seed contains a mixture of 0.015 M $(\text{NH}_4)_2\text{SO}_4$ and 0.015 M H_2SO_4 . Since all experiments are performed at $\text{RH} \sim 5\%$, which is lower than the crystallization RH (35%) of ammonium sulfate, the nonacid seed is likely a solid (Seinfeld and Pandis, 2006). The initial particle number concentration is about 30 000 particles cm^{-3} , with a geometric mean diameter of about 50 nm. Initial aerosol seed volume is about $15\ \mu\text{m}^3\ \text{cm}^{-3}$. After introduction of the seed aerosol, a known volume of the parent hydrocarbon is injected into a glass bulb, and introduced into the chambers by an air stream. The concentration (mixing ratio) of the parent hydrocarbon is monitored with a Hewlett Packard gas chromatograph (model 5890) with flame ionization detection (GC-FID).

In most of the high- NO_x experiments nitrous acid (HONO) serves as the OH precursor. It is introduced into the

Table 1. Aromatic hydrocarbons studied.

Parent Hydrocarbon	Structure	Formula (MW)	k_{OH}^{a} ($\text{cm}^3 \text{molec}^{-1} \text{s}^{-1}$)
<i>m</i> -xylene		C_8H_{10} (106)	2.31×10^{-11}
toluene		C_7H_8 (92)	5.63×10^{-12}
benzene		C_6H_6 (78)	1.22×10^{-12}

^a: Rate constants were obtained from Calvert et al. (2002).

Table 2. Initial conditions and data for high- NO_x (HONO) experiments.

Expt. No.	Parent Hydrocarbon	T (K)	RH (%)	NO (ppb)	NO_2 (ppb)	Seed	ΔHC (ppb)	ΔM_o ($\mu\text{g}/\text{m}^3$)	SOA Yield (%) ^a
1	<i>m</i> -xylene	297	5.5	470	473	$(\text{NH}_4)_2\text{SO}_4$	70.9	18.2 ± 1.8	5.9 ± 0.4
2	<i>m</i> -xylene	298	5.7	451	494	$(\text{NH}_4)_2\text{SO}_4$	28.1	4.3 ± 1.2	3.5 ± 0.7
3	<i>m</i> -xylene	298	5.9	432	511	$(\text{NH}_4)_2\text{SO}_4$	132.5	46.4 ± 3.7	8.0 ± 0.3
4	<i>m</i> -xylene	297	5.1	431	514	$(\text{NH}_4)_2\text{SO}_4$	106.1	36.7 ± 2.8	8.0 ± 0.2
5	toluene	298	3.8	421	524	$(\text{NH}_4)_2\text{SO}_4$	30.1	9.1 ± 1.3	8.0 ± 0.7
6	toluene	298	4.3	414	532	$(\text{NH}_4)_2\text{SO}_4$	56.7	23.8 ± 2.2	11.1 ± 0.4
7	toluene	298	4.9	388	559	$(\text{NH}_4)_2\text{SO}_4$	80.2	38.7 ± 3.3	12.8 ± 0.4
8	toluene	298	4.4	373	568	$(\text{NH}_4)_2\text{SO}_4$	50.7	20.9 ± 1.9	10.9 ± 0.5
9	benzene	297	5.2	83	86	$(\text{NH}_4)_2\text{SO}_4$	39.4	$35.4 \pm 2.7^{\text{b}}$	28.1 ± 0.9

^a: Stated uncertainties (1σ) are from scatter in particle volume measurements.

^b: Assuming an SOA density of 1.4 g cm^{-3} .

chamber after injection of the seed aerosol and parent hydrocarbon. HONO is prepared by dropwise addition of 15 mL of 1% NaNO_2 into 30 mL of 10% H_2SO_4 in a glass bulb. The bulb is then attached to the chamber and a stream of dry air is passed through the bulb into the chamber. NO and NO_2 , formed as side products in the preparation of HONO, are also introduced into the chamber, and are measured by a commercial NO_x monitor (Horiba APNA-360, Irvine, CA). Additional NO from a 500 ppm gas cylinder (Scott Marrin, Inc.) is introduced into the chamber after the addition of HONO to achieve a total NO_x level in the chamber of about 1 ppm (upper limit of the NO_x monitor). In some high- NO_x experiments, only NO and NO_2 (from gas cylinders) are added to the chamber. To differentiate these experiments from the high- NO_x experiments in which HONO is used as the OH precursor, we refer to these experiments as classical photooxidation experiments. The majority of the high- NO_x experi-

ments in this study are performed with HONO; only a few classical photooxidation experiments are performed for comparison purposes.

For low- NO_x experiments, H_2O_2 is used as the OH precursor. The background NO_x level in the chamber during the experiment is < 1 ppb. H_2O_2 is introduced into the chamber (prior to introduction of seed particles and parent hydrocarbon) by bubbling air through a 50% H_2O_2 solution for 2.5 h at 5 L/min. The air stream then passes through a particle filter to remove any droplets. The concentration of H_2O_2 in the chamber is not measured; based on the rate of hydrocarbon decay and literature values of $\sigma_{\text{H}_2\text{O}_2}$ and $k_{\text{OH}+\text{H}_2\text{O}_2}$, we estimate $[\text{H}_2\text{O}_2]$ to be ~ 3 –5 ppm (Kroll et al., 2006).

Once the seed, parent hydrocarbon, and NO_x concentrations stabilize, reaction is initiated by irradiating the chamber with blacklights. Output from the lights is between 300 and 400 nm, with a maximum at 354 nm. At these wavelengths

Table 3. Initial conditions and data for low-NO_x (H₂O₂) experiments.

Expt. No.	Parent Hydrocarbon	T (K)	RH (%)	Seed	ΔHC (ppb)	ΔM _o (μg/m ³)	SOA Yield (%) ^a
1	<i>m</i> -xylene	298	5.1	(NH ₄) ₂ SO ₄	32.5	53.0±4.2	37.7±0.8
2	<i>m</i> -xylene	298	5.2	(NH ₄) ₂ SO ₄	16.1	24.6±2.2	35.2±1.8
3	<i>m</i> -xylene	298	5.1	(NH ₄) ₂ SO ₄	8.0	12.8±1.7	36.7±2.6
4	<i>m</i> -xylene	297	6.2	(NH ₄) ₂ SO ₄	26.1	40.5±3.4	35.7±1.0
5	toluene	297	6.8	(NH ₄) ₂ SO ₄	32.1	37.4±2.8	30.8±1.7
6	toluene	297	6.2	(NH ₄) ₂ SO ₄	63.9	73.1±5.6	30.2±0.7
7	toluene	298	5.2	(NH ₄) ₂ SO ₄	10.0	11.5±1.6	30.4±4.1
8	toluene	298	5.9	(NH ₄) ₂ SO ₄	23.8	26.7±2.5	29.8±1.6
9	benzene	298	6.6	(NH ₄) ₂ SO ₄	64.7	76.4±5.8 ^b	36.9±0.9

^a: Stated uncertainties (1σ) are from scatter in particle volume measurements.

^b: Assuming an SOA density of 1.4 g cm⁻³.

Table 4. Initial conditions and data for acid/nonacid experiments.

Expt. No.	Parent Hydrocarbon	T (K)	RH (%)	NO _x Condition ^a	Seed	ΔHC (ppb)	ΔM _o (μg/m ³)	SOA Yield (%) ^b
1	<i>m</i> -xylene	297	4.3	Low NO _x	(NH ₄) ₂ SO ₄	60.2	101.3±7.8	38.6±0.5
2	<i>m</i> -xylene	297	4.5	Low NO _x	(NH ₄) ₂ SO ₄ +H ₂ SO ₄	58.8	103.5±8.0	40.4±0.6
3	<i>m</i> -xylene	297	5.0	High NO _x	(NH ₄) ₂ SO ₄	68.9	78.9±5.6 ^c	26.3±0.5
4	<i>m</i> -xylene	298	4.2	High NO _x	(NH ₄) ₂ SO ₄ +H ₂ SO ₄	68.5	78.3±5.4 ^c	26.3±0.4
5	toluene	298	5.9	Low NO _x	(NH ₄) ₂ SO ₄	37.9	41.0±3.0	28.7±0.6
6	toluene	299	4.6	Low NO _x	(NH ₄) ₂ SO ₄ +H ₂ SO ₄	38.9	43.2±3.2	29.5±0.7
7	toluene	296	4.9	High NO _x	(NH ₄) ₂ SO ₄	60.0	43.8±3.6 ^c	19.3±0.4
8	toluene	298	4.9	High NO _x	(NH ₄) ₂ SO ₄ +H ₂ SO ₄	58.2	38.3±3.2 ^c	17.4±0.5

^a: Low NO_x (H₂O₂ only); high NO_x (H₂O₂+about 100 ppb NO added).

^b: Stated uncertainties (1σ) are from scatter in particle volume measurements.

^c: Assuming SOA densities are the same as those determined for HONO experiments (see Table 5).

Table 5. Estimated effective SOA densities.

Parent Hydrocarbon	NO _x Condition	Effective Density (g cm ⁻³) ^a
<i>m</i> -xylene	Low NO _x	1.33±0.10
<i>m</i> -xylene	High NO _x	1.48±0.10
toluene	Low NO _x	1.45±0.10
toluene	High NO _x	1.24±0.10

^a: Stated uncertainties (1σ) are from repeated measurements of ammonium sulfate seed densities.

HONO efficiently photolyzes to OH and NO. By contrast H₂O₂ absorbs only weakly in this wavelength range, requiring the use of ppm concentrations of H₂O₂ to achieve reasonable levels of OH.

The parent aromatics studied (shown in Table 1) and their

stated purities are as follows: *m*-xylene (Aldrich, anhydrous, 99+%), toluene (Aldrich, anhydrous, 99.8%), and benzene (Aldrich, anhydrous, 99.8%). Experimental conditions and results for high-NO_x and low-NO_x experiments are given in Tables 2 and 3, while those for studying the effect of seed acidity on SOA growth are given in Table 4. In calculating SOA yield (defined as the ratio of the mass of organic aerosol formed to the mass of parent hydrocarbon reacted), knowledge of the SOA density is required. By comparing volume distributions from the DMA and mass distributions from an Aerodyne quadrupole Aerosol Mass Spectrometer (AMS), the effective densities for the SOA formed can be estimated (Bahreini et al., 2005). The estimated densities of the SOA formed from different systems are given in Table 5.

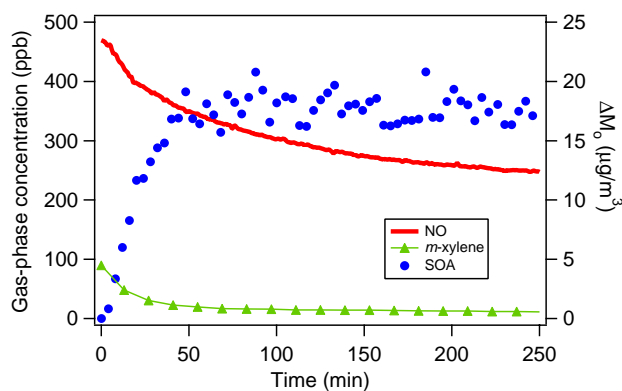


Fig. 1. Typical reaction profile of a high- NO_x experiment in which HONO is used as the OH precursor (initial conditions: 89.3 ppb of *m*-xylene, 470 ppb NO, and 473 ppb NO_2).

3 Results

3.1 High- NO_x conditions

Figure 1 shows a typical reaction profile under high- NO_x conditions in which HONO is used as the OH precursor. In this experiment, 89 ppb of *m*-xylene is reacted, and initial NO and NO_2 concentrations are 470 ppb and 473 ppb, respectively. The efficient photolysis of HONO generates high concentrations of OH ($\sim 3 \times 10^7$ molecules cm^{-3} initially), leading to a rapid hydrocarbon decay. This decay slows down after ~ 1 h, suggesting that the HONO is consumed and OH radicals are instead generated through recycling via NO_x/HO_x chemistry. Aerosol growth occurs essentially immediately, even when [NO] is high (100's of ppb). With the high NO concentration, formation of ozone (and hence NO_3 radicals) is suppressed.

Concentration (mixing ratio) profiles from two classical photooxidation experiments with different initial NO_x concentrations are shown in Fig. 2. Figure 2a shows the reaction profile from the photooxidation of 101.6 ppb *m*-xylene, with initial NO and NO_2 concentrations of 97 ppb and 26 ppb, respectively. The hydroxyl radical source in classical photooxidation experiments is likely from the photolysis of HONO, which is formed from the heterogeneous reaction of NO_2 on the chamber wall. The *m*-xylene-OH reaction leads to formation of RO_2 radicals, which react with NO rapidly, converting NO to NO_2 . Ozone is formed from the photolysis of NO_2 , with its concentration increasing rapidly when [NO] falls below ~ 50 ppb. Only when the NO concentration approaches zero does aerosol growth begin, consistent with other classical photooxidation experiments (Izumi and Fukuyama, 1990; Hurley et al., 2001; Johnson et al., 2004; Martin-Reviejo and Wirtz, 2005; Song et al., 2005). The difference between high- NO_x experiments and classical photooxidation experiments will be discussed in Sect. 4.2. Figure 2b shows the reaction profile for the photooxidation of

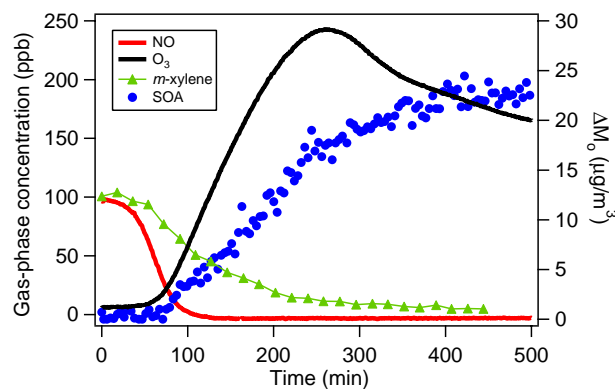


Fig. 2a. Reaction profile of a typical classical photooxidation experiment (initial conditions: 101.6 ppb *m*-xylene, 97 ppb NO, and 26 ppb NO_2).

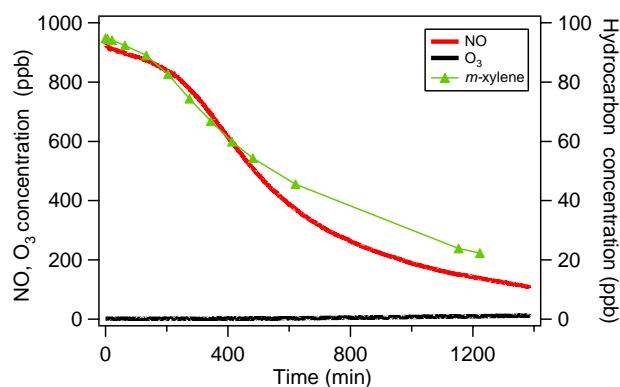


Fig. 2b. Reaction profile of a classical photooxidation experiment in the presence of ~ 1 ppm NO_x (initial conditions: 94.8 ppb *m*-xylene, 878 ppb NO, and 65 ppb NO_2). A negligible amount of ozone is formed during the experiment, and no SOA is formed.

94.8 ppb *m*-xylene, with initial NO and NO_2 concentrations of 878 ppb and 65 ppb, respectively. The NO concentration decreases over the course of the experiment, but does not fall below 100 ppb, even after 20 h. A negligible amount of ozone is formed during the experiment, and no SOA is formed.

For *m*-xylene and toluene, a series of high- NO_x experiments (HONO experiments) with varying initial hydrocarbon concentrations are carried out. The time-dependent “growth curves” (organic aerosol ΔM_o as a function of hydrocarbon reacted ΔHC) over the course of the experiment, for four *m*-xylene experiments, with initial hydrocarbon concentrations ranging from 42 to 172 ppb, are shown in Fig. 3. In these experiments, 67–79% of the initial *m*-xylene is consumed. Most of the parent hydrocarbon is consumed in the first hour and the maximum aerosol yield is reached. After that hydrocarbon continues to decay slowly and there is little or no SOA growth, as a result the aerosol yield decreases. Only SOA growth data up to the maximum aerosol yield are shown.

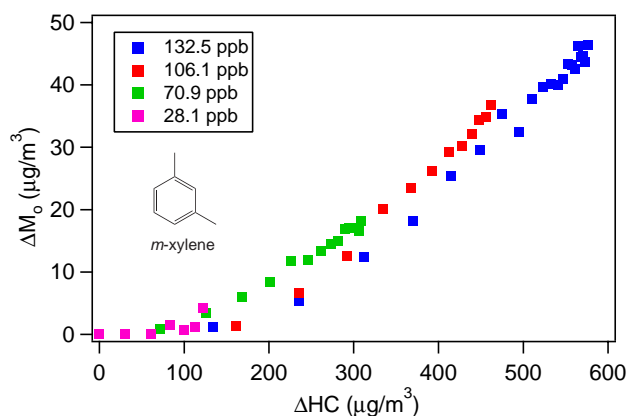


Fig. 3. Time-dependent growth curves for *m*-xylene photooxidation under high-NO_x conditions. The concentrations in the legend refer to the amount of *m*-xylene reacted in each experiment.

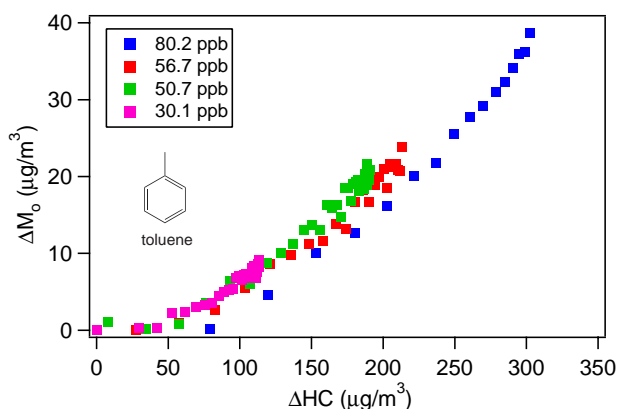


Fig. 4. Time-dependent growth curves for toluene photooxidation under high-NO_x conditions. The concentrations in the legend refer to the amount of toluene reacted in each experiment.

The time-dependent growth curves for four toluene experiments are shown in Fig. 4. The initial toluene concentration ranges from 88 to 270 ppb. Since the toluene-OH reaction rate constant is ~ 4 times lower than that of *m*-xylene-OH, more initial toluene is needed relative to *m*-xylene; only about 30–37% of the initial toluene injected is consumed at the point of maximum aerosol yield. Photooxidation of toluene under high-NO_x conditions results in slightly more SOA growth than for *m*-xylene.

Because benzene reacts slowly with OH radicals ($k = 1.22 \times 10^{-12} \text{ cm}^3 \text{ molecule}^{-1} \text{ s}^{-1}$, Calvert et al., 2002), it is not feasible to carry out photooxidation experiments over a range of initial benzene concentrations unless high levels (ppm) of benzene are used. Thus only a single benzene photooxidation experiment at high NO_x was carried out; at an initial benzene concentration of 337 ppb, only 12% is reacted at the point of maximum aerosol yield. The time-dependent

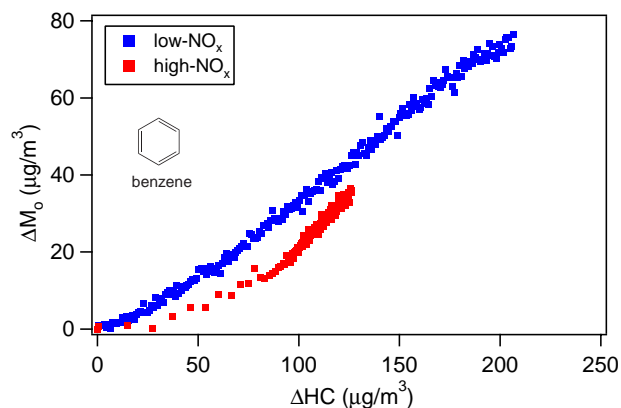


Fig. 5. Time-dependent growth curves for benzene photooxidation under high- and low-NO_x conditions. Under high-NO_x conditions, the initial benzene concentration is 337 ppb (12% reacted). Under low-NO_x conditions, the initial benzene concentration is 395 ppb (16% reacted) and the system has a constant yield of 37%.

growth curve from benzene under high-NO_x conditions (as well as under low-NO_x conditions) is shown in Fig. 5. Hydrocarbon decay slows down at $\Delta\text{HC} \approx 90 \mu\text{g m}^{-3}$, suggesting that HONO is almost completely consumed. After that, OH is generated mainly via NO_x/HO_x chemistry, and hydrocarbon decays at a slower rate resulting in the more closely spaced data points. The slower hydrocarbon oxidation rate after the consumption of HONO may affect the kinetics of SOA growth and contribute to the slight change in the shape of the growth curves.

3.2 Low-NO_x conditions

Under low-NO_x conditions, aerosol growth is observed immediately after initiation of irradiation. The parent hydrocarbon decays at a much slower rate than under high-NO_x conditions, due to the slow production of OH radicals by H₂O₂ photolysis and lack of OH regeneration by NO_x/HO_x cycling. As OH radicals are continually produced, the OH concentration is constant throughout the experiment ($\sim 3 \times 10^6 \text{ molecules cm}^{-3}$). Ozone formation of ~ 10 – 15 ppb is observed, possibly owing to residual material released from the chamber walls.

Time-dependent growth curves for four *m*-xylene low-NO_x experiments are shown in Fig. 6, with initial *m*-xylene concentrations ranging from 9 to 37 ppb. About 83–89% of the initial hydrocarbon injected is consumed at the point at which the SOA yield reaches its maximum. From Fig. 6 it is clear that the SOA yield from *m*-xylene photooxidation is constant under low-NO_x conditions, at 36%. Since the *m*-xylene SOA yield is much higher under low-NO_x conditions, a smaller amount of initial parent hydrocarbon is needed to produce the same amount of SOA than under high-NO_x conditions. Comparable time-dependent growth curves for four

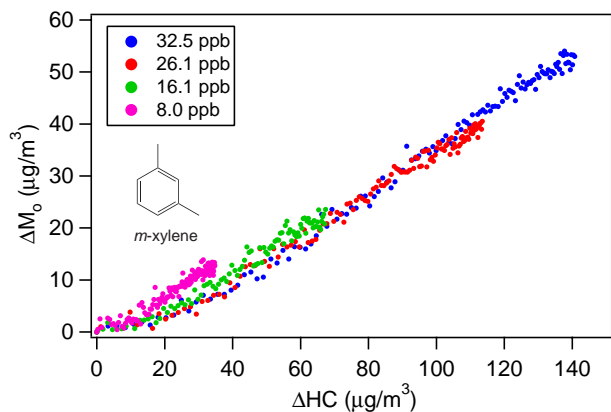


Fig. 6. Time-dependent growth curves for *m*-xylene photooxidation under low- NO_x conditions. The concentrations in the legend refer to the amount of *m*-xylene reacted in each experiment. The system exhibits a constant yield of 36%.

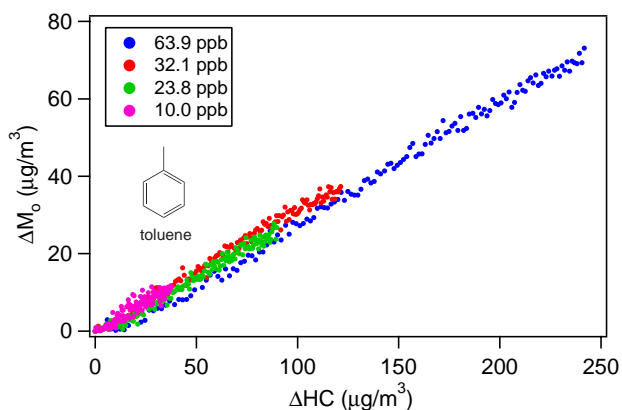


Fig. 7. Time-dependent growth curves for toluene photooxidation under low- NO_x conditions. The concentrations in the legend refer to the amount of toluene reacted in each experiment. The system exhibits a constant yield of 30%.

toluene low- NO_x experiments are shown in Fig. 7. The initial toluene concentration ranges from 21 to 140 ppb. With the slower reactivity of toluene relative to *m*-xylene, only about 45–48% of the initial toluene is consumed. As with *m*-xylene, the aerosol yield (30%) is substantially higher than under high- NO_x conditions.

The time-dependent growth curve for benzene photooxidation is shown in Fig. 5. Similar to *m*-xylene and toluene, benzene photooxidation under low- NO_x conditions results in a constant SOA yield (37%).

3.3 SOA yield parameters

SOA yield has traditionally been described by a semi-empirical model based on absorptive gas-particle partitioning of two semivolatile products (Odum et al., 1996, 1997a, b):

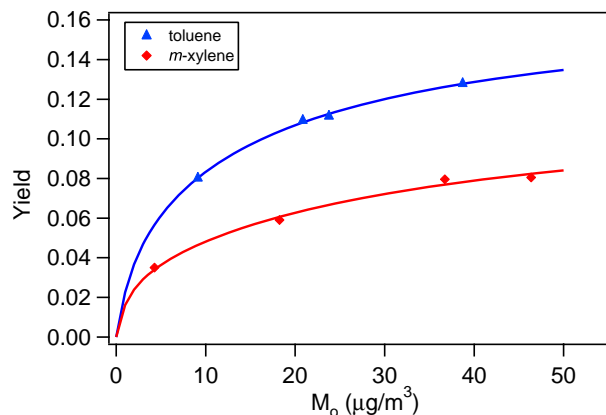


Fig. 8. Yield curves for toluene and *m*-xylene under high- NO_x conditions. The parameters for fitting the yield curves are, toluene: $\alpha_1=0.058$, $K_{om,1}=0.430$, $\alpha_2=0.113$, and $K_{om,2}=0.047$; *m*-xylene: $\alpha_1=0.031$, $K_{om,1}=0.761$, $\alpha_2=0.090$, and $K_{om,2}=0.029$.

$$Y = M_o \left[\frac{\alpha_1 K_{om,1}}{1 + K_{om,1} M_o} + \frac{\alpha_2 K_{om,2}}{1 + K_{om,2} M_o} \right] \quad (1)$$

in which Y is the aerosol yield, M_o is the organic aerosol mass present (equal to ΔM_o in chamber experiments with no absorbing organic mass present initially), α_i is the mass-based gas-phase stoichiometric fraction for semivolatile species i , and $K_{om,i}$ is the gas-particle partitioning coefficient for species i . With this two-product model, Eq. (1) can be fit to experimental yield data to determine values for α_i and $K_{om,i}$, and the resulting plot (Y versus M_o) is generally referred to as a “yield curve”.

For *m*-xylene and toluene, the final SOA yield for each high- NO_x (HONO) experiment is calculated, and the data are fitted to Eq. (1) to obtain the SOA yield parameters. The high- NO_x yield curves for *m*-xylene and toluene are shown in Fig. 8. For all three aromatics (*m*-xylene, toluene, and benzene), the low- NO_x experiments result in a constant aerosol yield (the slope of the “growth curve”), implying the SOA formed can be represented by a single product with very low volatility. Under these conditions the yield curve is simply a horizontal line, and the constant yield corresponds to α_1 in Eq. (1). SOA growth parameters for the three compounds under high- NO_x and low- NO_x conditions are summarized in Table 6.

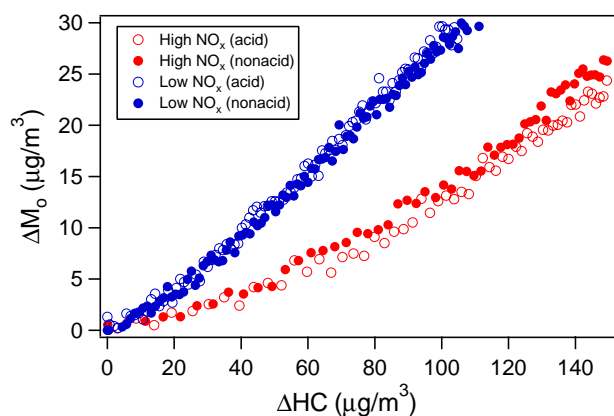
3.4 Acid/nonacid seed experiments

Several *m*-xylene and toluene photooxidation experiments are performed in the presence of acid seed to study the effect of seed acidity on SOA growth. Growth curves for toluene photooxidation under acidic and nonacid conditions are shown in Fig. 9. Regardless of the NO_x level, the time-dependent growth curves from the acid and nonacid experiments are essentially indistinguishable. Therefore, there is

Table 6. Aerosol yield parameters.

Parent Hydrocarbon	NO _x Condition	α_1	$K_{om,1}$ (m ³ μ g ⁻¹)	α_2	$K_{om,2}$ (m ³ μ g ⁻¹)
<i>m</i> -xylene	Low NO _x	0.30	N/A	N/A	N/A
<i>m</i> -xylene	High NO _x	0.031	0.761	0.090	0.029
toluene	Low NO _x	0.36	N/A	N/A	N/A
toluene	High NO _x	0.058	0.430	0.113	0.047
benzene	Low NO _x	0.37	N/A	N/A	N/A
benzene	High NO _x	0.072	3.315	0.888	0.009

N/A: not applicable

**Fig. 9.** Time-dependent growth curves for toluene photooxidation in the presence of neutral seed versus acidic seed.

no evidence that the presence of acidic seed enhances SOA growth in the photooxidation of toluene; similar results are observed for *m*-xylene.

4 Discussion

4.1 Effect of NO_x on SOA yields

Experiments have been performed under two limiting NO_x conditions: (1) high-NO_x experiments in which HONO is used as the OH precursor; and (2) low-NO_x experiments in which H₂O₂ is used as the OH precursor. For all hydrocarbons, considerably more SOA is formed under low-NO_x than high-NO_x conditions (Figs. 3–7). Under high-NO_x conditions, the SOA yields from *m*-xylene and toluene photooxidation are about 10%; they are 36% and 30%, respectively, under low-NO_x conditions. Similar NO_x dependences have been observed in other SOA-forming systems (Hatakeyama et al., 1991; Zhang et al., 1992; Hurley et al., 2001; Johnson et al., 2004; Song et al., 2005; Presto et al., 2005; Kroll et al., 2006). Since O₃ and NO₃ are not formed appreciably under either set of conditions, oxidation is dominated by OH radi-

cals for all experiments, so this NO_x effect cannot be a result of differences in relative oxidant levels (Hurley et al., 2001). Instead the NO_x level likely governs the fate of the organic peroxy radicals formed subsequent to the hydrocarbon-OH reaction, which in turn controls the volatility of molecular products and hence the amount of SOA formed.

Shown in Fig. 10 is the simplified mechanism of the initial steps of toluene-OH reaction, leading to the formation of condensable products. One mechanism by which NO_x levels may affect the products formed in the oxidation of aromatic hydrocarbons is by reaction with the aromatic-OH adduct. The aromatic-OH adduct reacts predominately with O₂ under atmospheric conditions. Under very high levels of NO_x (ppm levels), the adduct+NO can still be neglected (Koch et al., 2006) while the adduct+NO₂ reaction increases in importance, leading to nitrogen-containing ring-retaining products such as nitrobenzene and nitrotoluene (Atkinson et al., 1989; Atkinson and Aschmann, 1994; Koch et al., 2006). The presence of a high concentration of NO_x in the chamber also has an impact on the formation yields of phenol-type compounds, possibly due to the reactions of the aromatic-OH adduct with NO and NO₂. For example, the phenol yield from benzene photooxidation starts to decrease dramatically for [NO₂] > 100 ppb (Volkamer et al., 2002). In the current work, photooxidation of *m*-xylene and toluene is carried out in the presence of ~500 ppb each of NO and NO₂; while for photooxidation of benzene the initial NO₂ concentration is < 100 ppb. At these NO_x levels, the reaction of the aromatic-OH adduct with NO₂ is not expected to be significant (Volkamer et al., 2002; Koch et al., 2006), so such reactions cannot be responsible for the observed effect of NO_x on SOA yield.

Reaction of the aromatic-OH adduct with O₂ results in the formation of peroxy radicals. Theoretical studies have shown that the peroxy radicals preferentially cyclize to form bicyclic radicals, which then react with O₂ to form bicyclic peroxy radicals (Andino et al., 1996; Lay et al., 1996; Suh et al., 2003; Fan et al., 2006), even in the presence of ppm levels of NO (Zhao et al., 2005; Fan et al., 2006). Because of the high energy barrier, the isomerization of bicyclic radicals to form epoxide radicals is unlikely for toluene; only a small of

fraction of epoxy carbonyls are observed in *m*-xylene photooxidation, suggesting that the epoxide radical channel is not important either (Suh et al., 2003; Zhao et al., 2005). As is typical for RO₂ radicals, the fate of the bicyclic peroxy radicals depends mainly on the relative concentrations of NO, HO₂, and RO₂. At the two limiting NO_x conditions of this study, the peroxy radical chemistry is straightforward; under high-NO_x conditions, RO₂ reacts virtually entirely with NO, as NO concentration is high throughout the entire experiment, while under low-NO_x conditions, RO₂ reacts predominantly with HO₂. Based on the Master Chemical Mechanism version 3.1 (MCM v 3.1, <http://www.chem.leeds.ac.uk/Atmospheric/MCM/mcmproj.html>), a simple kinetic simulation shows that under low-NO_x conditions, the RO₂+RO₂ reaction accounts for less than 1% of the RO₂ reacted because of the relative reaction rate constants ($k_{\text{RO}_2+\text{RO}_2}=8.8\times 10^{-13}\text{ cm}^3\text{ molecule}^{-1}\text{ s}^{-1}$, $k_{\text{RO}_2+\text{HO}_2}=2.3\times 10^{-11}\text{ cm}^3\text{ molecule}^{-1}\text{ s}^{-1}$) as well as the high HO₂ concentration. Thus the larger SOA yields obtained under low-NO_x conditions imply that the products formed via the RO₂+HO₂ partition much more readily into the aerosol phase than those formed via the RO₂+NO reaction. This conclusion is the same as that reached by previous studies (Hatakeyama et al., 1991; Johnson et al., 2004, 2005; Presto et al., 2005; Kroll et al., 2006). That SOA yields are constant under low-NO_x conditions implies that the SOA formed by this channel is effectively nonvolatile under the range of $M_o(>10\text{ }\mu\text{g m}^{-3})$ studied. It is possible that under lower SOA loadings the yields may decrease as some of the products partition back into the gas phase.

In the classical photooxidation experiments carried out in this study and by other researchers (Izumi and Fukuyama, 1990; Hurley et al., 2001; Johnson et al., 2004; Martin-Reviejo and Wirtz, 2005; Song et al., 2005), an “induction period”, a delay between the onset of oxidation and SOA formation, was observed. This too is a likely result of the role of NO_x in peroxy radical chemistry, and hence in product volatility and SOA formation. As illustrated in Fig. 2a, only when [NO] approaches zero does aerosol growth commence. As [NO] approaches zero (from the RO₂+NO and HO₂+NO reactions), the RO₂+HO₂ reaction starts to compete with the RO₂+NO reaction. The fraction of RO₂ which reacts with HO₂, $k_{\text{RO}_2+\text{HO}_2}[\text{HO}_2]/(k_{\text{RO}_2+\text{NO}}[\text{NO}]+k_{\text{RO}_2+\text{HO}_2}[\text{HO}_2])$, can be calculated based on the rate reaction rate constants ($k_{\text{RO}_2+\text{HO}_2}=2.3\times 10^{-11}\text{ cm}^3\text{ molecule}^{-1}\text{ s}^{-1}$; $k_{\text{RO}_2+\text{NO}}=8.5\times 10^{-12}\text{ cm}^3\text{ molecule}^{-1}\text{ s}^{-1}$) (MCM v 3.1). For instance, at ~1 ppb of NO, it only requires 42 ppt of HO₂ for 10% of the RO₂ to react via RO₂+HO₂. Thus it is likely that initial SOA formation results from the RO₂+HO₂ reaction, consistent with the simulations of SOA formation from classical photooxidation experiments of toluene (Johnson et al., 2004). To further study the role of peroxy radical chemistry in the “induction period”, in one of the experiments additional NO was injected after its initial consumption. SOA

growth slows down immediately. This provides strong evidence that the presence of NO suppresses the formation of relatively nonvolatile hydroperoxides (and hence further reactions of hydroperoxides) from the RO₂+HO₂ reaction and results in a lower SOA yield (Johnson et al., 2004, 2005).

The time-dependent growth curves for benzene photooxidation under high- and low-NO_x conditions exhibit the same trend as that of *m*-xylene and toluene, in which more SOA is formed under low-NO_x conditions. Martin-Reviejo and Wirtz (2005) studied the formation of SOA from benzene photooxidation under different NO_x conditions. However, as the NO_x dependence of SOA formation was not systematically studied, it is difficult to draw a definite conclusion on the effect of NO_x on SOA yields from their data. Additionally, the experimental conditions are somewhat different; in particular, the experiments in that study were performed in the absence of seed aerosol while in the current work ammonium sulfate seed aerosol is employed. Kroll et al. (2007) find that SOA yields from the photooxidation of aromatic hydrocarbons are lower when inorganic seed particles are not present initially. The absence of seed particles results in a period in which the hydrocarbon is reacted but no aerosol is formed. The length of the “seed induction period” (and hence the amount of hydrocarbon reacted in this period, ΔHC) is likely to be affected by the NO_x levels. Thus the aerosol yields (ΔM_o/ΔHC) obtained by Martin-Reviejo and Wirtz (2005) under different NO_x conditions may be affected by this “seed induction period” and cannot be directly compared.

4.2 Effect of oxidation rate

Under high-NO_x conditions, using HONO as an OH source, we observe SOA formation even when [NO] is several hundreds of ppb (Fig. 1). This is in contrast to results from classical photooxidation experiments, in which essentially no SOA is generated at high NO_x levels, as observed both in the present study (Fig. 2b) and in work by other researchers (Johnson et al., 2004; Song et al., 2005).

The observation of SOA at high NO_x levels suggests that products from the RO₂+NO reactions, such as organic nitrates, are indeed condensable; however they apparently do not partition into the aerosol phase appreciably in the classical photooxidation experiments. A major difference between the HONO experiments (Fig. 1) and classical oxidation experiments (e.g. Fig. 2) is OH level, and hence oxidation rate. HONO photolysis is an efficient source of OH in the wavelength range of our blacklights; thus there is a burst of OH once the lights are turned on, resulting in a rapid rate of *m*-xylene oxidation. In the classical photooxidation experiment, OH is generated mainly from recycling through NO_x and HO_x cycles, and OH concentrations are generally far lower than in the HONO experiments. The large difference in SOA formation in these two cases suggests that SOA yields are

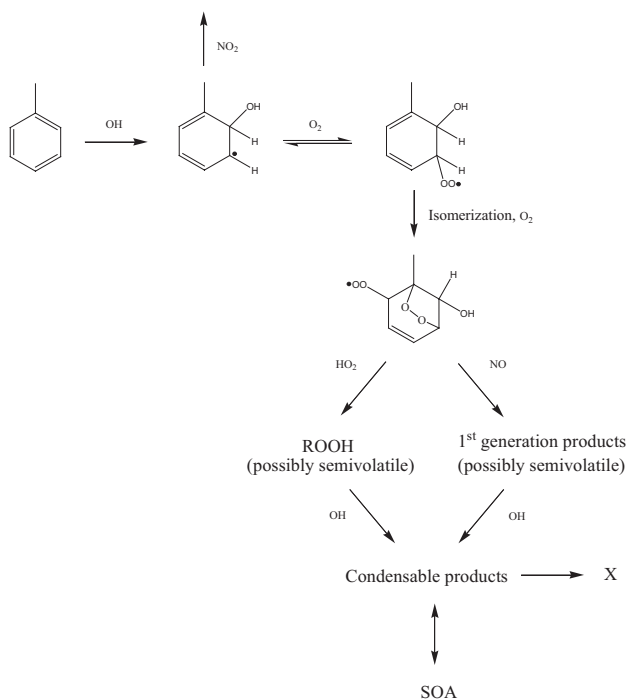


Fig. 10. A simplified SOA formation mechanism for toluene photooxidation. X represents the generic non particle-phase product from all gas-phase loss processes.

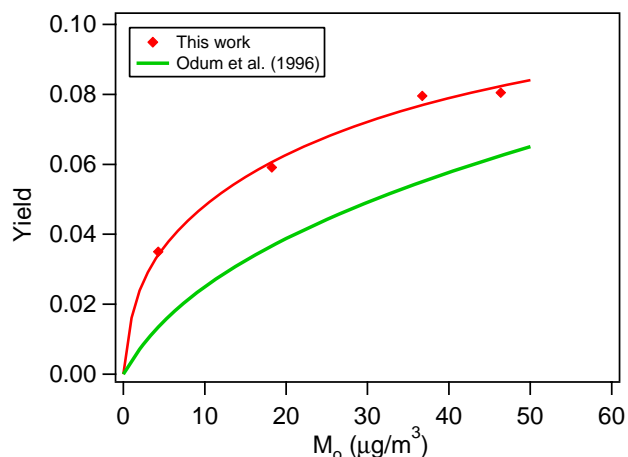


Fig. 11. Comparison of *m*-xylene high- NO_x yield curve obtained in the current work to that from Odum et al. (1996). The yield curve from Odum et al. (1996) has been corrected for the temperature (25° C) of this study and density (1.48 g cm⁻³) of the SOA.

dependent on the oxidation rate, with faster oxidation rates resulting in higher SOA yields.

This “rate effect” may arise as a result of loss of semivolatiles through processes other than the simple formation and partitioning of semivolatile organics. The loss of semivolatiles has been proposed as one of the mechanisms

for higher SOA yields observed from aromatic photooxidation in the presence of seed aerosols as compared to nucleation experiments (Kroll et al., 2007). In the mechanism shown in Fig. 10, X represents the generic non particle-phase product of all gas-phase loss processes. Possibilities include loss of organic species to the chamber walls, photolysis, and further reactions to form volatile products. With a rapid oxidation rate, the gas-phase concentration of semivolatiles (formed, for example, from the RO_2+NO reaction) increases quickly, and the high concentrations of semivolatiles ensure that aerosol growth ensues even in the presence of semivolatile loss processes (i.e. paths not forming SOA). On the other hand, in classical photooxidation experiments, the slower formation of semivolatiles in the presence of semivolatile sinks will lead to lower SOA growth. If the dominant loss of semivolatiles is deposition to the chamber walls, then conditions in which the effect of wall loss is minimized (i.e. when the reaction is fastest) are expected to be most representative of atmospheric SOA formation. Recently, the effect of particle- and gas-phase reactions of semivolatile products on SOA formation has been examined in a modeling study by Chan et al. (2007), in which the experimental data presented in this work (among other literature data) are fitted to simple kinetic models. Given the importance of the loss of semivolatiles, these loss processes merit further investigation and experimental evidence.

This rate effect also can explain higher SOA yields in the high- NO_x experiments (HONO) compared to the classical photooxidation experiments (Odum et al., 1996), illustrated in Fig. 11. Several classical photooxidation experiments with similar NO_x levels as in Odum et al. (1996) were performed in the present study, with SOA yields comparable to those of Odum et al. (1996). The aerosol yields from Odum et al. (1996) were obtained at a temperature of 35–40° C with an assumed SOA density of 1 g cm⁻³. In Fig. 11, the yield curve from Odum et al. (1996) has been adjusted based on the temperature (25° C) and SOA density (1.48 g cm⁻³) obtained in this study. The enthalpy of vaporization employed to convert the SOA yields from the higher temperature in Odum et al. (1996) to the lower temperature in this study is assumed to be 42 kJ mol⁻¹ (Chung and Seinfeld, 2002), which is in the range of limited experimental data (Offenberg et al., 2006). The NO_x concentrations (several hundreds of ppb) used by Odum et al. (1996) are lower than those in the current experiments (~1 ppm). The higher SOA yields obtained here suggest that the enhancement in SOA yield from a faster oxidation rate is greater than the suppression in SOA yield at a higher NO_x concentration.

Significant SOA formation from the rapid oxidation of aromatics under high (ppm) levels of NO_x has also been observed by Stroud et al. (2004), using isopropyl nitrite as an OH source to oxidize toluene. Such results could not be reproduced in the simulations of Johnson et al. (2004), which predicted no SOA formation in the presence of such high NO_x levels, as the RO_2+NO reaction products were found

to be too volatile to partition substantially into the aerosol phase. However, the present work suggests that products of the RO_2+NO reaction are in fact condensable, but contribute to aerosol mass only when oxidation reactions are fast, minimizing the effect of other loss processes. This underscores the need for a better understanding of the behavior of semivolatile organics in the atmosphere, in terms of both physical properties (partitioning coefficients) and chemical reactions (reactive loss processes).

Finally, we note that the pair of high- NO_x experiments (Fig. 1 and Fig. 2b) also provides insight into the extent to which the hydrocarbon/ NO_x (HC/NO_x) ratio characterizes the NO_x level in chamber experiments. Song et al. (2005), for example, report a series of classical photooxidation experiments to study the effect of HC/NO_x ratio on SOA formation from *m*-xylene. It was found that aerosol yields increase with increasing HC/NO_x ratio (i.e. more aerosol growth at lower NO_x levels), which is consistent with the present study. However, the experiments in Fig. 1 and 2b have essentially similar HC/NO_x ratios but exhibit very different SOA growth. Therefore, while the HC/NO_x ratio may be a useful metric for photochemistry for experiments with similar oxidation conditions, it is less useful when comparing systems with very different oxidative conditions, as both oxidation rate and fate of peroxy radicals may differ. Given the importance of the peroxy radical in SOA formation, the NO/HO_2 ratio would be the more appropriate measure of different NO_x levels (Kroll et al., 2006), although continuous measurement of HO_2 is not currently feasible.

4.3 General mechanism of SOA formation

Despite uncertainties in the detailed chemical mechanism of aromatic photooxidation beyond the initial peroxy radical chemistry, we can gain insights into the general SOA formation mechanism and growth kinetics from the shapes of the growth curves under both high- NO_x and low- NO_x conditions (Figs. 3–7). Such curves allow for the identification of the rate-determining steps in SOA formation (Ng et al., 2006). In cases where the initial oxidation step determines the rate of SOA formation (condensable products are first-generation, or are formed extremely rapidly after the initial oxidation), SOA is formed at the same rate of hydrocarbon oxidation, and aerosol growth ceases once the parent hydrocarbon is consumed. In this case, time-dependent growth-curves from experiments with different initial hydrocarbon concentrations would overlap, as is the case for α -pinene ozonolysis (Ng et al., 2006). On the other hand, when there are further rate-limiting steps to the formation of condensable products, there is a time lag between hydrocarbon oxidation and SOA formation and the growth curve exhibits a vertical section at the end, as is the case for the ozonolysis and photooxidation of compounds with multiple double bonds (Ng et al., 2006).

Figures 3–7 show the time-dependent growth curves for *m*-xylene, toluene, and benzene photooxidation under high- NO_x and low- NO_x conditions. In all cases, SOA growth is observed immediately after photooxidation commences, resulting in a smooth growth curve from the onset of oxidation. Some hydrocarbon remains unreacted by the end of these experiments. In experiments in which all the hydrocarbon is reacted (not shown), no vertical section in the growth curve is observed, indicating there is no further SOA formation after the complete consumption of the parent hydrocarbon. This indicates that the first oxidation step (oxidation of the parent hydrocarbon) governs the rate of SOA formation.

However, unlike with α -pinene ozonolysis (Ng et al., 2006), the time-dependent growth curves from experiments with different initial aromatic hydrocarbon concentrations do not overlap, and aerosol growth is not the same for a given amount of hydrocarbon reacted (ΔHC). Instead, SOA growth at a given value of ΔHC depends on the initial hydrocarbon concentration (HC_0): experiments with higher HC_0 reach a given ΔHC in a shorter time than those with smaller HC_0 . At smaller HC_0 , during the longer time required to reach the same ΔHC , the first generation products have more time to be oxidized to form condensable products. Therefore, the divergence in growth curves at different initial hydrocarbon concentrations indicates that even though the first step is the rate-limiting in SOA formation, subsequent oxidation steps also occur prior to SOA formation. As discussed in Ng et al. (2006), if subsequent oxidation steps are essentially instantaneous relative to the initial oxidation step, then SOA formation can be treated as a single step and all the growth curves will overlap. In the present study, the growth curves diverge only slightly, indicating that although the second oxidation step is not instantaneous, it is still substantially faster than the initial oxidation step. The formation of SOA by multiple oxidation steps, in which the later steps are substantially faster than the initial oxidation, is consistent with available kinetic data and current understanding of the photooxidation of aromatic hydrocarbons. In general, first-generation products of aromatic photooxidation react about an order of magnitude faster with OH than do their parent hydrocarbons (Calvert et al., 2002). For example, whereas the benzene-OH rate constant is $1.22 \times 10^{-12} \text{ cm}^{-3} \text{ molecule}^{-1} \text{ s}^{-1}$, the rate constant of the reaction of OH with phenol, a major first-generation reaction product, is $2.7 \times 10^{-11} \text{ cm}^{-3} \text{ molecule}^{-1} \text{ s}^{-1}$ (Calvert et al., 2002). Our study does not exclude the possibility of formation of SOA from the condensation of first-generation products; however, it suggests that second (or further) generation products contribute significantly to SOA growth.

4.4 Effect of seed acidity

To our knowledge, there are no published data on the effect of seed aerosol acidity on SOA formed from the photooxidation of aromatic VOCs. As shown in Fig. 9, seed particle acidity does not enhance the SOA yield under different NO_x conditions. The composition of the acid and nonacid seed particles, as well as the RH ($\sim 5\%$), are the same as those previously employed in the study of isoprene SOA formation (Surratt et al., 2007); yet, an enhancement in SOA yield is observed for isoprene experiments but not for the aromatics. The chambers are maintained at RH $\sim 5\%$ in this study and so the nonacid seed particles are dry, whereas for acidic seed particles some water might be present. If aerosol water is essential for the acidity effect, its absence might explain the lack of an observed effect in the current study. The dependence of SOA growth on RH is beyond the scope of this work but warrants future investigation.

5 Implication for SOA growth from aromatic hydrocarbons

We report a series of chamber experiments investigating the NO_x dependence and effect of seed aerosol acidity on SOA formation from the photooxidation of aromatic compounds. High- NO_x experiments are performed with HONO as the OH precursor at initial NO_x of ~ 1 ppm. By performing experiments with HONO, SOA is formed under truly high- NO_x conditions, as the NO concentration remains high throughout the entire experiment. In low- NO_x experiments, H_2O_2 is used as the OH precursor and the initial NO_x is < 1 ppb. For each of the aromatic hydrocarbons studied (*m*-xylene, toluene, and benzene), the SOA yields under low- NO_x conditions are significantly larger than those under high- NO_x conditions; this is likely a result of the competition between $\text{RO}_2 + \text{NO}$ and $\text{RO}_2 + \text{HO}_2$ reactions, similar to what has been observed in other studies (Hatakeyama et al., 1991; Johnson et al., 2004, 2005; Presto et al., 2005; Kroll et al., 2006).

In assessing the contribution of aromatic compounds to total ambient SOA, it is important that laboratory conditions are representative of those in the atmosphere. The aromatic SOA yield parameters (α_i and $K_{om,i}$) currently employed in atmospheric models are those obtained by Odum et al. (1996, 1997a, b) almost a decade ago by irradiation of hydrocarbon/ NO_x mixtures. With the profound dependence of NO_x on SOA formation, it is necessary that the effect of NO_x on SOA yields be included in atmospheric models. For instance, compounds like benzene are mainly emitted in source-rich regions; with its slow reactivity, however, benzene can be transported to areas with a lower NO_x level before it reacts substantially, resulting in a higher SOA yield than if it reacted in the immediate vicinity of its sources. By performing experiments at two extreme NO_x conditions, we are able to obtain SOA yield parameters under high- and

low- NO_x conditions, allowing for the parameterization of the NO_x dependence for atmospheric models, based upon the reactivity of organic peroxy radicals. Other than the NO_x effect, the loss of semivolatiles also affects the SOA yields measured. The depletion of semivolatiles by chemical reaction or wall loss may lead to lower SOA formation in the chambers than occurs in the atmosphere. Due to the slower oxidation rate in the classical photooxidation experiments conducted by Odum et al. (1996, 1997a, b), it is likely that their SOA yield parameters underestimate SOA formation from aromatic hydrocarbons in the atmosphere.

Finally, detailed analysis of the chemical composition of aromatic SOA will assist in unraveling the detailed aromatic SOA formation mechanism under both high and low- NO_x conditions. In a forthcoming publication, the chemical composition of aromatic SOA will be explored. Since a wide array of sulfate esters are observed only when acidified inorganic seed aerosols are employed (Surratt et al., 2007), the chemical composition of the SOA formed in nonacid/acid seed experiments may also provide insights into the lack of a seed acidity effect on SOA yields in the present study.

Acknowledgements. This research was funded by the U.S. Environmental Protection Agency Science to Achieve Results (STAR) Program grant number RD-83107501-0, managed by EPA's Office of Research and Development (ORD), National Center for Environmental Research (NCER), and by U.S. Department of Energy Biological and Environmental Research Program DE-FG02-05ER63983.

Edited by: S. Martin

References

- Andino, J. M., Smith, J. N., Flagan, R. C., Goddard III, W. A., and Seinfeld, J. H.: Mechanism of atmospheric photooxidation of aromatics: A theoretical study, *J. Phys. Chem.*, 100, 10967–10980, 1996.
- Atkinson, R., Aschmann, S. M., Arey, J., and Carter, W. P. L.: Formation of ring-retaining products from the OH radical-initiated reactions of benzene and toluene, *Int. J. Chem. Kinet.*, 21, 801–827, 1989.
- Atkinson, R. and Aschmann, S. M.: Products of the gas-phase reactions of aromatic hydrocarbons: effect of NO_2 concentration, *Int. J. Chem. Kinet.*, 26, 929–944, 1994.
- Bahreini, R., Keywood, M. D., Ng, N. L., Varutbangkul, V., Gao, S., Flagan, R. C., and Seinfeld, J. H.: Measurements of secondary organic aerosol (SOA) from oxidation of cycloalkenes, terpenes, and *m*-xylene using an Aerodyne aerosol mass spectrometer, *Environ. Sci. Technol.*, 39, 5674–5688, 2005.
- Calvert, J. G., Atkinson, R., Becker, K. H., Kamens, R. M., Seinfeld, J. H., Wallington, T. J., and Yarwood, G.: *The Mechanisms of Atmospheric Oxidation of Aromatic Hydrocarbons*, Oxford University Press, New York, 556pp., 2002.
- Chan, A. W. H., Kroll, J. H., Ng, N. L., and Seinfeld, J. H.: Kinetic modeling of secondary organic aerosol formation: effects of particle- and gas-phase reactions of semivolatile products, At-

- mos. Chem. Phys. Discuss., 7, 7051–7085, 2007, <http://www.atmos-chem-phys-discuss.net/7/7051/2007/>.
- Chung, S. H. and Seinfeld, J. H.: Global distribution and climate forcing of carbonaceous aerosols, *J. Geophys. Res.*, 107, 4407, doi:10.1029/2001JD001397, 2002.
- Cocker III, D. R., Flagan, R. C., and Seinfeld, J. H.: State-of-the-art chamber facility for studying atmospheric aerosol chemistry, *Environ. Sci. Technol.*, 35, 2594–2601, 2001.
- de Gouw, J. A., Middlebrook, A. M., Warneke, C., Goldan, P. D., Kuster, W. C., Roberts, J. M., Fehsenfeld, F. C., Worsnop, D. R., Canagaratna, M. R., Pszenny, A. A. P., Keene, W. C., Marchewka, M., Bertman, S. B., and Bates, T. S.: Budget of organic carbon in a polluted atmosphere: Results from the New England Air Quality Study in 2002, *J. Geophys. Res.*, 110, D16305, doi:10.1029/2004JD005623, 2005.
- Edney, E. O., Kleindienst, T. E., Jaoui, M., Lewandowski, M., Offenberger, J. H., Wang, W., and Claeys, M.: Formation of 2-methyl tetrols and 2-methylglyceric acid in secondary organic aerosol from laboratory irradiated isoprene/NO_x/SO₂/air mixtures and their detection in ambient PM_{2.5} samples collected in the eastern United States, *Atmos. Environ.*, 39, 5281–5289, 2005.
- Fan, J. and Zhang, R.: Atmospheric oxidation mechanism of *p*-xylene: A density function theory study, *J. Phys. Chem. A*, 110, 7728–7737, 2006.
- Forstner, H. J. L., Flagan, R. C., and Seinfeld, J. H.: Secondary organic aerosol from the photooxidation of aromatic hydrocarbons: Molecular composition, *Environ. Sci. Technol.*, 31, 1345–1358, 1997.
- Gao, S., Keywood, M. D., Ng, N. L., Surratt, J. D., Varutbangkul, V., Bahreini, R., Flagan, R. C., and Seinfeld, J. H.: Low-molecule weight and oligomeric components in secondary organic aerosol from the ozonolysis of cycloalkenes and α -pinene, *J. Phys. Chem., A*, 108, 10 147–10 164, 2004a.
- Gao, S., Ng, N. L., Keywood, M. D., Varutbangkul, V., Bahreini, R., Nenes, A., He, J., Yoo, K. Y., Beauchamp, J. L., Hodyss, R. P., Flagan, R. C., and Seinfeld, J. H.: Particle phase acidity and oligomer formation in secondary organic aerosol, *Environ. Sci. Technol.*, 38, 6582–6589, 2004b.
- Hatakeyama, S., Izumi, K., Fukuyama, T., Akimoto, H., Washida, N.: Reactions of OH with α -pinene and β -pinene in air: Estimates of global CO production from the atmospheric oxidation of terpenes, *J. Geophys. Res.*, 96(D1), 947–958, 1991.
- Heald, C. L., Jacob, D. J., Park, R. J., Russell, L. M., Huebert, B. J., Seinfeld, J. H., Liao, H., and Weber, R. J.: A large organic aerosol source in the free troposphere missing from current models, *Geophys. Res. Lett.*, 32, L18809, doi:10.1029/2005GL023831, 2005.
- Heald, C. L., Jacob, D. J., Turqueti, S., Hudman, R. C., Weber, R. J., Sullivan, A. P., Peltier, R. E., Atlas, E. L., de Gouw, J. A., Warneke, C., Holloway, J. S., Neuman, J. A., F. Flocke, M., and Seinfeld, J. H.: Concentration and sources of organic carbon aerosols in the free troposphere over North America, *J. Geophys. Res.*, 111(D23), D23S47, doi:10.1029/2006JD007705, 2006.
- Hurley, M. D., Sokolov, O., Wallington, T. J., Takekawa, H., Karasawa, M., Klotz, B., Barnes, I., and Becker, K. H.: Organic aerosol formation during the atmospheric degradation of toluene, *Environ. Sci. Technol.*, 35, 1358–1366, 2001.
- Iinuma, Y., Böge, O., Gnauk, T., and Herrmann, H.: Aerosol-chamber study of the pinene/O₃ reaction: Influence of particle acidity on aerosol yields and products, *Atmos. Environ.*, 38, 761–773, 2004.
- Izumi, K. and Fukuyama, T.: Photochemical aerosol formation from aromatic hydrocarbons in the presence of NO_x, *Atmos. Environ.*, 24A, 1433–1441, 1990.
- Jang, M. and Kamens, R. M.: Characterization of secondary organic aerosol from the photooxidation of toluene in the presence of NO_x and 1-propene, *Environ. Sci. Technol.*, 35, 3626–3639, 2001.
- Jang, M., Czoschke, N. M., Lee, S., and Kamens, R. M.: Heterogeneous atmospheric aerosol production by acid-catalyzed particle-phase reactions, *Science*, 298, 814–817, 2002.
- Johnson, D., Jenkin, M. E., Wirtz, K., and Martín-Reviejo, M.: Simulating the formation of secondary organic aerosol from the photooxidation of toluene, *Environ. Chem.*, 1, 150–165, 2004.
- Johnson, D., Jenkin, M. E., Wirtz, K., and Martín-Reviejo, M.: Simulating the formation of secondary organic aerosol from the photooxidation of aromatic hydrocarbons, *Environ. Chem.*, 2, 35–48, 2005.
- Kalberer, M., Paulsen, S., Sax, M., Steinbacher, M., Dommen, J., Prevot, A. S. H., Fisseha, R., Weingartner, E., Frankevich, V., Zenobi, R., and Baltensperger, U.: Identification of polymers as major components of atmospheric organic aerosols, *Science*, 303, 1659–1662, 2004.
- Keywood, M. D., Varutbangkul, V., Bahreini, R., Flagan, R. C., and Seinfeld, J. H.: Secondary organic aerosol formation from the ozonolysis of cycloalkenes and related compounds, *Environ. Sci. Technol.*, 38, 4157–4164, 2004.
- Kleindienst, T. E., Conner, T. S., McIver, C. D., and Edney, E. O.: Determination of secondary organic aerosol products from the photooxidation of toluene and their implications in ambient PM_{2.5}, *J. Atmos. Chem.*, 47, 79–100, 2004.
- Koch, R., Knispel, R., Elend, M., Siese, M., and Zetzsch, C.: Consecutive reactions of aromatic-OH adducts with NO, NO₂, and O₂: Benzene, toluene, *m*- and *p*-xylene, hexamethylbenzene, phenol, *m*-cresol, and aniline, *Atmos. Chem. Phys. Discuss.*, 6, 7623–7656, 2006, <http://www.atmos-chem-phys-discuss.net/6/7623/2006/>.
- Kroll, J. H., Ng, N. L., Murphy, S. M., Flagan, R. C., and Seinfeld, J. H.: Secondary organic aerosol formation from isoprene photooxidation, *Environ. Sci. Technol.*, 40, 1869–1877, 2006.
- Kroll, J., Chan, A. W. H., Ng, N. L., Flagan, R. C., and Seinfeld, J. H.: Reactions of semivolatile organics and their effects on secondary organic aerosol formation, *Environ. Sci. Technol.*, 41, 3545–3550, 2007.
- Lay, T. H., Bozzelli, J. W., and Seinfeld, J. H.: Atmospheric photochemical oxidation of benzene: Benzene+OH and the benzene-OH adduct, *J. Phys. Chem.*, 100, 6543–6554, 1996.
- Martin-Reviejo, M. and Wirtz, K.: Is benzene a precursor for secondary organic aerosol? *Environ. Sci. Technol.*, 39, 1045–1054, 2005.
- Ng, N. L., Kroll, J. H., Keywood, M. D., Bahreini, R., Varutbangkul, V., Flagan, R. C., Seinfeld, J. H., Lee, A., and Goldstein, A. H.: Contribution of first- versus second-generation products to secondary organic aerosols formed in the oxidation of biogenic hydrocarbons, *Environ. Sci. Technol.*, 40, 2283–2297, 2006.
- Odum, J. R., Hoffmann, T., Bowman, F., Collins, D., Flagan, R. C., and Seinfeld, J. H.: Gas/particle partitioning and secondary

- organic aerosol yields, *Environ. Sci. Technol.*, 30, 2580–2585, 1996.
- Odum, J. R., Jungkamp, T. P. W., Griffin, R. J., Flagan, R. C., and Seinfeld, J. H.: The atmospheric aerosol-forming potential of whole gasoline vapor, *Science*, 276, 96–99, 1997a.
- Odum, J. R., Jungkamp, T. P. W., Griffin, R. J., Forstner, H. J. L., Flagan, R. C., and Seinfeld, J. H.: Aromatics, reformulated gasoline and atmospheric organic aerosol formation, *Environ. Sci. Technol.*, 31, 1890–1897, 1997b.
- Offenberg, J. H., Kleindienst, T. E., Jaoui, M., Lewandowski, M., and Edney, E. O.: Thermal properties of secondary organic aerosols, *Geophys. Res. Lett.*, 33, L03816, doi:10.1029/2005GL024623, 2006.
- Presto, A. A., Huff Hartz, K. E., and Donahue, N. M.: Secondary organic aerosol production from ozonolysis: 2. Effect of NO_x concentration, *Environ. Sci. Technol.*, 39, 7046–7054, 2005.
- Presto, A. A. and Donahue, N. M.: Investigation of α -pinene+ozone secondary organic aerosol formation at low total aerosol mass, *Environ. Sci. Technol.*, 40, 3536–3543, 2006.
- Seinfeld, J. H. and Pandis, S. N.: *Atmospheric Chemistry and Physics: From Air Pollution to Climate Change*, Wiley, New Jersey, 1203pp., 2006.
- Song, C., Na, K., and Cocker III, D. R.: Impact of the hydrocarbon to NO_x ratio on secondary organic aerosol formation, *Environ. Sci. Technol.*, 39, 3143–3149, 2005.
- Stroud, C. A., Makar, P. A., Michelangeli, D. V., Mozurkewich, M., Hastie, D. R., Barbu, A., and Humble, J.: Simulating organic aerosol formation during photooxidation of toluene/NO_x mixtures: Comparing the equilibrium and kinetic assumption, *Environ. Sci. Technol.*, 38, 1471–1479, 2004.
- Suh, I., Zhang, R., Molina, L. T., and Molina, M. J.: Oxidation mechanism of aromatic peroxy and bicyclic radicals from OH-toluene reactions, *J. Am. Chem. Soc.*, 125, 12 655–12 665, 2003.
- Surratt, J. D., Kroll, J. H., Kleindienst, T. E., Edney, E. O., Claeys, M., Sorooshian, A., Ng, N. L., Offenberg, J. H., Lewandowski, M., Jaoui, M., Flagan, R. C., and Seinfeld, J. H.: Evidence for organosulfates in secondary organic aerosol, *Environ. Sci. Technol.*, 41, 517–527, 2007.
- Tolocka, M. P., Jang, M., Ginter, J. M., Cox, F. J., Kamens, R. M., and Johnston M. V.: Formation of oligomers in secondary organic aerosol, *Environ. Sci. Technol.*, 38, 1428–1434, 2004.
- Tsigaridis, K. and Kanakidou, M.: Global modelling of secondary organic aerosols in the troposphere: A sensitivity study, *Atmos. Chem. Phys.*, 3, 1849–1869, 2003, <http://www.atmos-chem-phys.net/3/1849/2003/>.
- Volkamer, R., Klotz, B., Barnes, I., Imamura, T., Wirtz, K., Washida, N., Becker, K. H., and Platt, U.: OH-initiated oxidation of benzene, Part I, phenol formation under atmospheric conditions, *Phys. Chem. Chem. Phys.*, 4, 1589–1610, 2002.
- Volkamer, R., Jimenez, J. L., San Martini, F., Dzepina, K., Zhang, Q., Salcedo, D., Molina, L. T., Worsnop, D. R., Molina, M. J.: Secondary organic aerosol formation from anthropogenic air pollution: Rapid and higher than expected, *Geophys. Res. Lett.*, 33, L17811, doi:10.1029/2006GL026899, 2006.
- Zhang, S., Shaw, M., Seinfeld, J. H., and Flagan, R. C.: Photochemical aerosol formation from α -pinene and β -pinene, *J. Geophys. Res.*, 97, 20 717–20 729, 1992.
- Zhao, J., Zhang, R., Misawa, K., and Shibuya K.: Experimental product study of the OH-initiated oxidation of *m*-xylene, *J. Photochem Photobio A.*, 199–207, 2005.