



Thin organic films unexpectedly enhance alcohol uptake on soot analogs: critical implications for aerosol aging

Xiangrui Kong¹, Yongjian Lian², Shuai Jiang², and Jan B. C. Pettersson¹

¹Department of Chemistry and Molecular Biology, Atmospheric Science,
University of Gothenburg, Gothenburg 41390, Sweden

²Tianjin Key Laboratory of Urban Transport Emission Research & State Environmental Protection Key
Laboratory of Urban Ambient Air Particulate Matter Pollution Prevention and Control, College of
Environmental Science and Engineering, Nankai University, Tianjin 300071, China

Correspondence: Shuai Jiang (shuaijiang@nankai.edu.cn) and Jan B. C. Pettersson (janp@chem.gu.se)

Received: 28 January 2026 – Discussion started: 3 March 2026

Revised: 15 April 2026 – Accepted: 28 April 2026 – Published: 6 May 2026

Abstract. Organic coatings strongly influence how gases are taken up by soot particles, yet the underlying kinetics are poorly understood. Environmental molecular beam experiments combined with time-of-flight mass spectrometry and molecular dynamics simulations were used to examine interactions between butanol clusters and graphite surfaces with thin and thick organic coatings over 180–300 K. Bare graphite shows two desorption pathways: a fast, temperature-insensitive channel and a slower channel peaking near 210–220 K. Thin organic coatings suppress the slow pathway entirely, consistent with rapid formation of a condensed alcohol layer that stabilizes surface-bound molecules. In contrast, thick organic layers enhance slow desorption and shift complete release to lower temperatures, indicating reduced molecular stability on corrugated organic surfaces. Analysis reveals similar activation energies and rate parameters for delayed desorption on graphite and thick coatings, pointing to a shared cluster-mediated mechanism. Translating these kinetics into an effective uptake framework shows that gas-particle exchange shifts between kinetic retention and desorption-limited regimes depending on coating structure and temperature. Simulations further demonstrate how surface morphology and coating thickness control cluster adsorption, reflection, and stability. Together, these findings show that thin organic films on aged soot can strongly enhance retention of semi-volatile organics, while thicker organic layers promote delayed release, with important implications for aerosol aging, secondary organic aerosol formation, and climate effects.

1 Introduction

Organic coatings on atmospheric particles play a crucial role in controlling heterogeneous chemistry, particle growth, and climate-relevant properties (Hallquist et al., 2009; Kroll and Seinfeld, 2008). Oxygenated volatile organic compounds (OVOCs), such as short-chain alcohols, are emitted from both anthropogenic and biogenic sources and readily partition between the gas and particle phases (McDonald et al., 2018; Wu et al., 2020; Xia et al., 2021). Once adsorbed, these molecules can undergo condensation, hydrogen bonding, or reactive processing that alters aerosol composition and phase state (Shen et al., 2013). On soot particles, im-

portant components of atmospheric aerosols from combustion, these processes are particularly significant because soot surfaces evolve through oxidation and condensation of secondary organics (Browne et al., 2015; Han et al., 2016). Such “aging” fundamentally transforms soot surface chemistry, making it a dynamic interface for semi-volatile organic uptake and release (Xu et al., 2020). Recent field and review work further shows that coating-induced morphology changes and mixing state strongly regulate uptake, compaction, and cloud condensation nuclei (CCN) activity of soot (Liu et al., 2023; Li et al., 2024).

Although organic coatings are widely recognized to alter soot surface properties, the molecular-level mechanisms

governing how coating thickness and morphology affect the accommodation and desorption of semi-volatile organics remain poorly understood (Chen et al., 2020; Ahern et al., 2016). Thin organic films may passivate soot surfaces, promoting stabilization of condensed overlayers and suppressing molecular mobility (Omar et al., 2025). In contrast, thicker organic layers can exhibit more complex morphologies, being either more corrugated or smoother than thin films depending on composition and growth conditions, which alter molecular packing and energy dissipation at the interface (Beeler et al., 2025). Recent observations and modeling studies further demonstrate that realistic soot morphologies and internal mixing states and their evolution with aging strongly influence aerosol optical and climatic properties, underscoring the broader atmospheric importance of morphology-dependent processes (Chen et al., 2025; Sedlacek et al., 2022). Such morphological differences influence the stability, accommodation, and desorption dynamics of adsorbed species, linking coating structure to the kinetic behavior of semi-volatile organics on soot (Wu et al., 2023). Disentangling these contrasting effects is critical to predicting how soot and organic aerosol particles exchange semi-volatile organics with the atmosphere, a process that influences aerosol lifetime, reactivity, and optical properties (Berkemeier et al., 2013).

Previous molecular beam and temperature-programmed desorption studies have revealed that alcohols interacting with graphitic surfaces exhibit multiple desorption pathways, including prompt monomer release and slower desorption from cluster-bound states (Loi et al., 2024; Kong et al., 2021). However, how these kinetic channels are modified by organic coatings remains unresolved. The degree of coating, ranging from sub-monolayer films to micrometer-thick organic layers, may determine whether volatile organics remain trapped, form condensed overlayers, or desorb rapidly back to the gas phase (Ahern et al., 2016; Henögl et al., 2019). Establishing this mechanistic connection between coating thickness and desorption kinetics is essential for understanding the retention and reactivity of OVOCs on aged soot and organic aerosols (Vaden et al., 2011).

In this study, we use an Environmental Molecular Beam (EMB) apparatus combined with time-of-flight mass spectrometry (Kong et al., 2014b) to quantify butanol cluster interactions with bare graphite, thin nopinone coatings, and nopinone thick layers under atmospherically relevant temperatures (180–300 K). Nopinone, a monoterpene oxidation product, serves as a representative organic coating compound abundant in secondary organic aerosol (Johansson et al., 2020). Complementary molecular dynamics (MD) simulations are employed to resolve the molecular-scale mechanisms of cluster reflection, adsorption, dissociation and desorption on surfaces of varying morphology.

Our results show that thin organic coatings suppress slow desorption on graphite by stabilizing condensed butanol overlayers, whereas thick coatings enhance delayed desorp-

tion due to reduced cluster stability on the corrugated surfaces. By linking desorption kinetics with molecular dynamics simulations, we demonstrate that coating thickness governs the retention and release of semi-volatile organics on soot analogs, revealing how organic film morphology controls alcohol uptake and reactivity during aerosol aging.

2 Methodology

2.1 EMB Experiments

An EMB apparatus was used to investigate the dynamics and kinetics of butanol interactions with graphite and nopinone surfaces. The experimental setup, described in detail elsewhere (Kong et al., 2012, 2014a; Johansson et al., 2017), comprises a three-chamber, differentially pumped beamline. Pulsed molecular beams are generated from a gas mixture of helium and butanol vapor, formed by passing helium through a liquid butanol reservoir. The pulsed molecular beam, generated at 120 Hz with a 50 % duty cycle, passes through a 1 mm skimmer to produce a collimated, low-density flow before entering the environmental chamber. The ~ 16 ms inter-pulse delay exceeds the residence time of fast-desorbing species, ensuring that the scattering kinetics of each pulse could be observed independently (Kong et al., 2021). However, in the case of the thin nopinone coating, a minor population of butanol molecules with much longer residence times enables gradual buildup of a condensed butanol layer during prolonged exposure.

The low-pressure environment ensures that observed desorption kinetics reflect intrinsic surface processes rather than gas-phase diffusion, re-collision, or re-adsorption effects. While atmospheric uptake occurs under ambient pressure, the same surface-controlled rate constants govern gas-particle exchange and are explicitly required inputs for kinetic multilayer aerosol models. The EMB approach therefore provides mechanistic and quantitative constraints on interfacial processes that operate under atmospheric conditions.

While the molecular beam has a narrow and directed energy distribution, the observed dynamics are governed by rapid energy accommodation at the surface. The dominance of thermal desorption indicates efficient redistribution of the incident energy, such that the system largely loses memory of the initial velocity distribution. The extracted kinetic parameters therefore reflect intrinsic surface-controlled processes and are transferable to atmospheric conditions.

Mass spectra show dominant peaks at $m/z = 31$ (CH_2OH^+), 41 (C_2HO^+), and 56 (C_4H_8^+) for monomers, and $m/z = 75$ ($\text{C}_4\text{H}_{10}\text{OH}^+$) for clusters. A weak broad signal near $m/z = 75$ is attributed to protonated cluster ions ($[\text{2 BuOH} + \text{H}]^+$), consistent with the presence of small clusters (typically dominated by dimers to tetramers and with a distribution also covering larger clusters) in the beam under the employed stagnation and temperature conditions.

Both monomers and clusters travel with an average velocity of $\sim 1600 \text{ m s}^{-1}$. The pulsed beam strikes the target surface at a 45° incidence angle inside the environmental chamber, and the outgoing flux is detected using a rotatable, differentially pumped quadrupole mass spectrometer (QMS) for time-of-flight (TOF) analysis. Ions generated by electron impact in the QMS are collected by a multi-channel scaler with a $10 \mu\text{s}$ dwell time. Highly oriented pyrolytic graphite (HOPG, $12 \times 12 \text{ mm}$, grade ZYB; Advanced Ceramics Corp.) was used as the substrate and cleaned at 600 K before and after each experiment.

Nopinone surfaces were prepared by dosing vapor-phase (1R)-(+)-nopinone (98 %, Sigma-Aldrich) through a precision leak valve onto the substrate. The nopinone thick layer was grown to a thickness of approximately $1 \mu\text{m}$. The thickness of the nopinone thick layer was determined by 670 nm laser interferometry, with an estimated uncertainty of approximately $\pm 5\%$ – 10% , arising mainly from the refractive index of the condensed film and fringe resolution. In contrast, the thin nopinone coating was below the optical detection limit of $\sim 8 \text{ nm}$ and was therefore characterized using helium scattering attenuation, which provides a sensitive and reproducible measure of surface coverage (Johansson et al., 2020).

The TOF distributions were analyzed to resolve the kinetics and dynamics of butanol interactions with nopinone surfaces. Upon impact, incident molecules may undergo either inelastic scattering (IS) or trapping followed by thermal desorption (TD). Incident butanol clusters are likely to trap on the surface promoted by efficient energy transfer to cluster and surface modes (Svanberg et al., 1995; Tomsic et al., 2001). A cluster may remain intact after adhering to the surface, or split into smaller cluster fragments that either remain on the surface or, with low probability, leave the surface in connection with the initial collision process (Andersson et al., 1997). Clusters that remain bound to the surface will eventually dissociate and ultimately desorb as monomers (Någård and Pettersson, 1998; Kong et al., 2021). The butanol flux from the surface is thus dominated by butanol molecules that leave the surface by either IS or TD, and both components were included in the fitting analysis. Nonlinear least-squares fitting was employed to deconvolute the IS and TD contributions. The IS component was represented by a velocity-dependent function (Arumainayagam and Madix, 1991),

$$I_{\text{IS}}(v(t)) = C_i v(t)^4 \exp \left[- \left(\frac{v(t) - \bar{v}}{\sqrt{\frac{2k_B T_{\text{IS}}}{m}}} \right)^2 \right], \quad (1)$$

where C_i is a scaling parameter, v is the velocity calculated from the molecular arrival time, \bar{v} is the average velocity, k_B is the Boltzmann constant, m is the molecular mass of butanol, and T_{IS} is a free parameter representing the IS velocity spread.

The TD distributions are each a combination of two components: (i) a velocity distribution that relates desorption to molecular excitation based on the surface temperature,

$$I_{\text{TD1}}(v(t)) = C_j v(t)^4 \exp \left[- \left(\frac{v(t)}{\sqrt{\frac{2k_B T_s}{m}}} \right)^2 \right], \quad (2)$$

and (ii) a distribution related to the desorption rates,

$$I_{\text{TD2}} = C_j e^{-kt}, \quad (3)$$

where C_j is a free scaling factor, T_s is the surface temperature, k is the fitted desorption rate coefficient, and t is time. I_{TD1} shows the velocity spread of the TD flux, and I_{TD2} accounts for the exponential decay of ToF distributions. Thus, the TD distributions are calculated as a convolution of these two components. Although both IS and TD components were included in the fitting analysis, only two distinct TD channels (fast and slow) were identified and resolved from the experimental data.

2.2 MD Simulations

MD simulations were performed to characterize the collisions of butanol clusters with solid nopinone surfaces. The GROMOS force field, optimized for small molecules in condensed phases (Horta et al., 2016), was used to model the nopinone crystal and implemented in the GROMACS package (Van Der Spoel et al., 2005). Molecular topologies were generated using the Automated Force Field Topology Builder (ATB) database (Malde et al., 2011; Stroet et al., 2018). Since the default ATB GROMOS charges do not reproduce melting behavior, a new set of charges was derived from ab initio calculations. Restrained Electrostatic Potential (RESP) point charges (Bayly et al., 1993) were fitted to replicate the electrostatic potential of an isolated nopinone molecule calculated at the BLYP-D3/6-31++G** level of theory.

The equations of motion were integrated using the leapfrog algorithm (Stephan et al., 2019) with bond constraints applied via the LINCS method (Hess et al., 1997), allowing a 2 fs time step. Short-range interactions were truncated at 1.8 nm , and long-range electrostatics were treated with the particle mesh Ewald (PME) method (Essmann et al., 1995). The system temperature was controlled using the velocity-rescale (V-rescale) thermostat (Bussi et al., 2007) with a coupling time of 0.1 ps . The nopinone crystal structure was based on X-ray diffraction data by Palin et al. (2008), obtained from the Cambridge Structural Database (Groom et al., 2016).

An infinite crystal was generated by replicating the unit cell along all three dimensions. After energy minimization with the steepest-descent algorithm, the crystal was equilibrated in the NPT ensemble at 200 K for 10 ns , resulting in a simulation box containing approximately $100\,000$ atoms with dimensions $10.68 \times 16.88 \times 6.59 \text{ nm}$. To model surface

slabs, the crystal was cleaved between nopinone bilayers to expose the most energetically favorable surface. Three slabs of different thicknesses, 4 layers (~ 2.8 nm), 6 layers (~ 3.5 nm), and 15 layers (~ 9 nm), were prepared to represent thin and thick coatings observed experimentally.

In real atmospheric environments, the thickness of organic coatings on soot particles varies widely, ranging from sub-nanometer patchy films on freshly emitted soot to continuous layers of tens or even hundreds of nanometers on heavily aged particles (Li et al., 2024; Ahern et al., 2016; Zhang et al., 2008). In the present simulations, the slab thicknesses are chosen to capture the transition from substrate-influenced, thin coatings to bulk-like organic layers, rather than to reproduce the full atmospheric thickness range. The thinner slabs represent a low-coverage regime where substrate effects remain important, whereas the thicker slab corresponds to a regime in which the organic layer effectively screens the substrate. The box was extended by 10 nm in the z -direction to prevent image interactions, and each slab was equilibrated in the NPT ensemble at 200 K for 10 ns.

Butanol clusters consisting of 10 molecules were modeled using the same GROMOS force field (Horta et al., 2016) and RESP charges (Bayly et al., 1993). Stable cluster configurations were first obtained from equilibrated simulations at 298 K. Cluster-surface collisions were then simulated at 200 K with an incident kinetic energy of 0.45 eV (corresponding to 1606 m s^{-1}) and an incidence angle of 45° relative to the surface normal. Butanol clusters were decoupled from the thermostat during impact to avoid artificial damping of dynamics. Initial lateral (x, y) positions were randomized 1 nm above the surface, and 30 independent trajectories were performed for each slab thickness to ensure statistical significance.

2.3 Kinetics Analysis

To connect the experimentally observed surface desorption kinetics to an atmosphere-relevant framework, we describe gas uptake using a minimal surface-kinetic parameterization. The effective uptake coefficient, γ_{eff} , is expressed as the competition between surface incorporation and thermal desorption:

$$\gamma_{\text{eff}}(T) = \alpha \frac{k_{\text{inc}}}{k_{\text{inc}} + k_{\text{des}}(T)}, \quad (4)$$

where α is the surface accommodation coefficient, k_{inc} is an effective incorporation rate into the particle or condensed overlayer, and $k_{\text{des}}(T)$ represents the effective desorption rate of the slow TD channel. The desorption rate is parameterized using an Arrhenius expression, $k_{\text{des}}(T) = A \cdot \exp(-E_a/(k_B \cdot T))$, with effective Arrhenius parameters extracted from Fig. S3 in the Supplement for HOPG and the nopinone thick coating. These parameters represent multi-step, cluster-mediated delayed desorption rather than a single elementary barrier. For the thin nopinone coating, no slow

TD channel is observed experimentally; therefore, no Arrhenius description is applied, and this case is treated as a kinetic limit with $\gamma_{\text{eff}} \approx \alpha$. The parameter space is explored by scanning temperature and incorporation timescales ($\tau_{\text{inc}} = 1/k_{\text{inc}}$), enabling regime mapping without invoking detailed multilayer or diffusion-resolved models.

3 Results and Discussions

Figure 1 presents representative time-of-flight (TOF) spectra of desorbing butanol molecules following cluster beam impact on bare highly oriented pyrolytic graphite (HOPG), thin nopinone coatings, and nopinone thick layers. These TOF spectra constitute the primary experimental observables from which desorption dynamics and kinetic parameters are extracted. The spectra illustrate the characteristic differences in desorption behavior between the three surfaces at a fixed temperature and detection angle, including the presence or suppression of distinct thermal desorption (TD) components. The temperature dependence and relative contributions of the fast and slow TD channels, obtained from systematic analysis of such TOF spectra over a range of experimental conditions, are summarized in Figs. 2 and 3. Additional raw TOF data recorded at different temperatures, coating thicknesses, and detection angles are provided in the Supplement to demonstrate the robustness and reproducibility of the observed trends.

3.1 Experimental Results

3.1.1 Interaction between butanol clusters and graphite (HOPG)

To establish baseline desorption behavior, the interactions of butanol clusters with HOPG were examined. The TOF measurements revealed two distinct TD components: a fast channel corresponding to prompt monomer release and a slow channel associated with delayed desorption from cluster-bound states. The total desorbing flux exhibited a cosine angular dependence, indicating that the observed signals arise exclusively from TD rather than IS (Fig. S1). While the incident beam contains a mixture of monomers and clusters, the observed slow TD channel is attributed predominantly to the behavior of clusters upon surface impact for two key reasons: (1) Monomers, due to their lower mass and fewer internal degrees of freedom, are expected to undergo efficient inelastic scattering or fast TD, lacking the mechanism for delayed release. (2) The kinetic model (Fig. 4) and prior studies on similar systems indicate that the slow TD channel originates from the dissociation and recombinative desorption of clusters that have been trapped on the surface, a process not accessible to incident monomers. These results confirm that butanol-graphite interactions proceed entirely via thermal accommodation, providing a well-defined reference system for evaluating the effects of organic coatings.

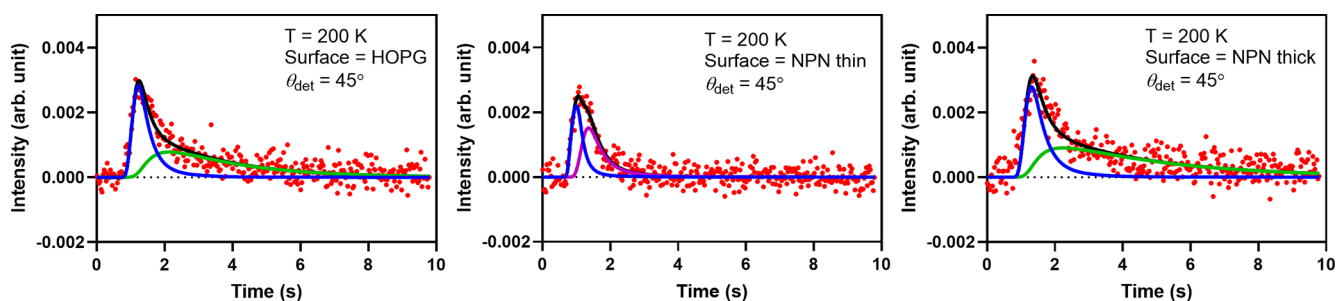


Figure 1. TOF of butanol molecule flux from HOPG, nopinone thin layer and nopinone (NPN) thick layer at 200 K, measured at 45° . Red dots represent the experimental data points. The solid lines denote nonlinear least-squares fits to the data, decomposed into fast TD (two fast TD represented by blue and purple lines, respectively) and slow TD (green lines). The thin nopinone coating exhibits only the fast TD component, indicating suppression of the slow TD channel, whereas both components are evident for HOPG and the thick layer surface.

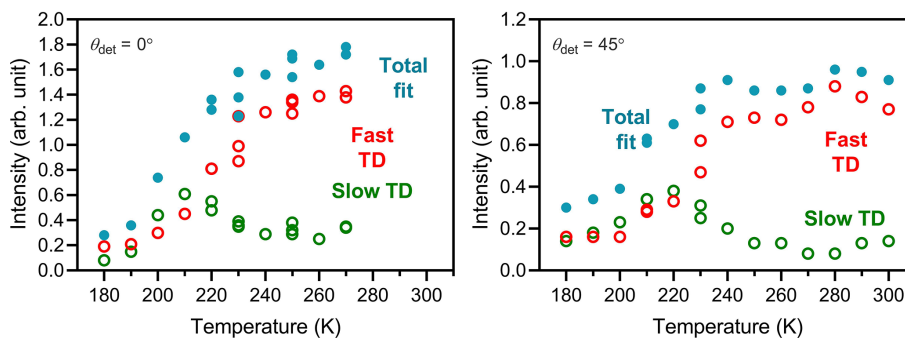


Figure 2. Temperature dependence of the total desorbing flux and its fast and slow TD components following butanol cluster impaction on HOPG.

The temperature-dependent total flux and its decomposition into fast and slow TD components are shown in Fig. 2 for detection angles of 0 and 45° , defined with respect to the surface normal. The total desorption intensity increases with temperature from 180 K to approximately 230 K and then reaches a plateau at higher temperatures, indicating that all adsorbed butanol molecules have desorbed from the surface on the experimental timescale. The comparable trends observed at both detection angles confirm the isotropic nature of the thermal desorption process and the absence of any nonthermal contributions.

The fast TD component exhibits a temperature dependence similar to that of the total flux, while the slow TD component reaches a maximum near 210–220 K. Although both desorption channels are thermally activated, the limited surface population of butanol leads to competition between them. At temperatures above ~ 220 K, the more efficient fast TD process depletes the surface coverage, resulting in a decline of the slow TD fraction. This depletion temperature coincides with the point where the total desorption signal levels off, confirming that all trapped butanol molecules desorb from the surface within this temperature range.

3.1.2 Constrained desorption from thin nopinone coating

The TOF spectra of desorbing butanol molecules from graphite, thin nopinone coatings, and nopinone thick layers at 200 K are compared in Fig. 2. The results for the thin nopinone coating exhibit a markedly shorter desorption tail relative to bare graphite, indicating the absence of the slow TD channel. In contrast, the thick layer spectrum closely resembles that of graphite, with both fast and slow TD components present. These results demonstrate that the thin coating effectively suppresses delayed desorption, implying rapid accommodation and subsequent retention of butanol on the surface within the experimental timescale (≈ 10 ms).

The temperature dependence of the two TD channels on the three surfaces is shown in Fig. 3. The TOF distribution for the thin nopinone coating (Fig. 2) is markedly narrower and is well-described by a single, fast TD component. Crucially, nonlinear least-squares fitting, which included the potential for an IS contribution, did not yield a significant IS component for any surface. This indicates that the observed signals are dominated by molecules that have thermally accommodated with the surface. The key finding for the thin coating is the complete absence of the slow TD channel, which is a prominent feature for both HOPG and the nopinone thick

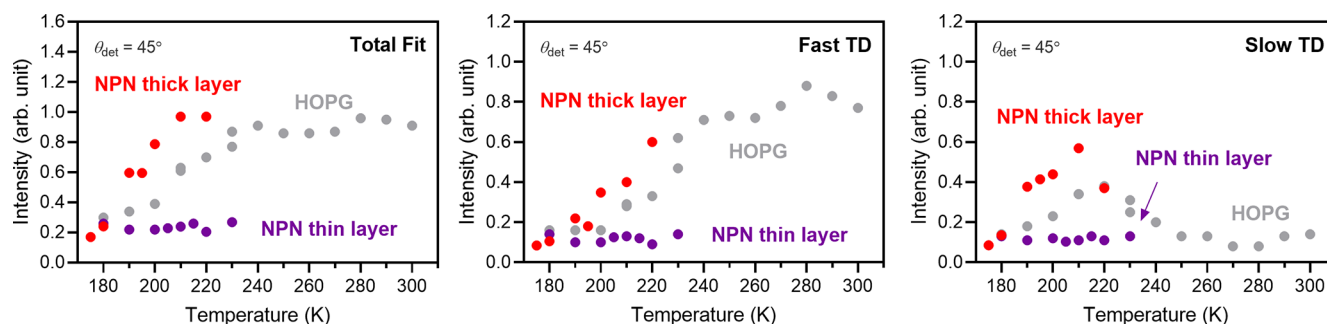


Figure 3. Temperature dependence of the total desorbing flux and its fast and slow TD components following butanol cluster impaction on HOPG, nopinone thin layer, and nopinone thick layer surfaces.

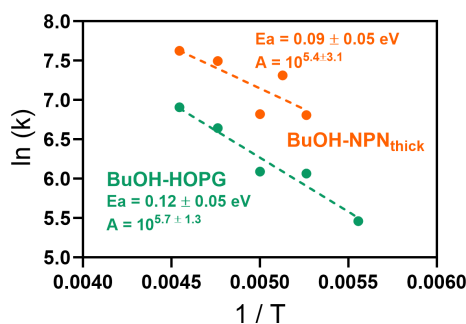


Figure 4. Arrhenius plot of butanol desorption rate constants for the slow TD channel from HOPG and the nopinone thick layer. Both datasets are included in the analysis and exhibit comparable activation energies and pre-exponential factors. No data are shown for the thin nopinone coating because the slow TD channel is completely suppressed on this surface.

layer. Figure S2 presents additional TOF spectra obtained at different temperatures, demonstrating that the desorption process is insensitive to temperature.

This behavior suggests a distinct adsorption mechanism on the thin coating. The narrow, fast TD signal is consistent with the rapid formation of a condensed butanol overlayer. In this scenario, incident clusters efficiently dissipate their energy and merge into this overlayer, from which molecules desorb promptly and uniformly. In contrast, on HOPG and the thick layer, the broader fast TD signal and the presence of a significant slow TD component indicate more complex trapping and desorption pathways, likely involving a distribution of adsorption sites and the stabilization of cluster fragments that lead to delayed desorption.

To confirm this mechanism, the interaction between the butanol beam and a preformed butanol coating was examined. A butanol overlayer was prepared by depositing butanol from the beam onto HOPG at temperatures below 185 K (Fig. S3a). The surface coverage was monitored using helium scattering, which decreased as the surface became progressively covered by butanol. The coverage rate was higher at lower temperatures due to reduced evaporation and a con-

stant molecular impingement rate. Consequently, at temperatures below 185 K, the desorption signal from HOPG is dominated by butanol desorption from the condensed butanol layer. The buildup of this layer was complete within tens of minutes, and TOF spectra were collected over approximately two hours. The TOF profiles from butanol-coated graphite and from the nopinone thin layer are nearly identical in both intensity and shape (Fig. S3b), indicating that trapped butanol clusters readily form condensed butanol layers (analogous to those on HOPG below 185 K) but at higher temperatures when a nopinone coating is present.

For the nopinone thick layer, the total desorption flux is higher than that from HOPG at comparable temperatures, and complete desorption of trapped butanol occurs at a lower temperature (~ 210 K). The corresponding TOF spectra for the thick NPN surface are shown in Fig. S4. Notably, the slow TD component (Fig. 3c) is significantly enhanced on the thick layer surface, indicating that butanol clusters are less stable on the corrugated organic surface than on either HOPG or the nopinone thin layer. The mechanistic origins of the fast and slow TD channels are examined in the following kinetic analysis.

3.1.3 Mechanisms of fast TD and slow TD channels

The desorption rate constants (k) for the fast TD channel exceed the experimental time resolution and could not be quantified. Therefore, only the parameters for the slow TD process are analyzed, as presented in the Arrhenius plot in Fig. 4. The analysis includes the two surfaces exhibiting slow TD behavior, HOPG and the nopinone thick layer, whereas the thin coating is excluded due to the absence of the slow TD channel. For HOPG, the apparent activation energy is approximately 0.12 ± 0.05 eV with a pre-exponential factor of $10^{5.7 \pm 1.3} \text{ s}^{-1}$. For the nopinone thick layer, the corresponding values are 0.09 ± 0.05 eV and $10^{5.4 \pm 3.1} \text{ s}^{-1}$. Within experimental uncertainty, both systems exhibit comparable kinetic parameters, suggesting that the slow TD channels on these surfaces share a common mechanism, likely involving multiple sequential desorption processes from cluster-bound

states (Kong et al., 2021; Johansson et al., 2019; Papagianakopoulos et al., 2013).

The proposed kinetic scheme is illustrated in Fig. 5. Upon impact with the graphite surface, butanol clusters rapidly dissociate into monomers. Owing to the weak interaction between monomers and the graphite surface, most desorb promptly, corresponding to the fast TD channel. Alternatively, some monomers can recombine with other adsorbed molecules or remaining clusters, leading to delayed desorption on a longer timescale, the slow TD channel (Kong et al., 2021). As the temperature increases, both processes accelerate; however, since the fast TD occurs directly, enhanced activity through this pathway depletes surface coverage and suppresses the slow TD contribution, consistent with experimental observations.

On the thin nopinone coating, the slow TD component is absent, indicating greater stabilization of adsorbed butanol. This behavior is best explained by the rapid formation of a complete butanol overlayer on the nopinone surface, which limits cluster dissociation and yields temperature-insensitive desorption kinetics. The observed fast TD signal may partly arise from direct cluster impact and energy transfer upon collision, given the high kinetic energy of the incident beam ($\sim 1 \text{ eV molec.}^{-1}$, corresponding to a velocity of $\sim 1600 \text{ m s}^{-1}$).

When the nopinone forms thick layers, both the slow TD channel and temperature dependence reappear, closely resembling those observed on HOPG. The similarity in Arrhenius parameters supports a shared delayed-desorption mechanism. Notably, the slow TD channel is more pronounced for the nopinone thick layer, suggesting that the increased surface corrugation and structural heterogeneity reduce cluster stability and facilitate delayed desorption.

3.2 Kinetic Interpretation of Uptake and Regime Mapping

The distinct fast and slow TD channels identified above provide a direct basis for interpreting heterogeneous uptake in kinetic terms. To translate the experimentally resolved desorption kinetics into an atmosphere-relevant description of gas-particle exchange, the effective uptake coefficient, γ_{eff} , is evaluated as the outcome of competition between surface incorporation and thermally activated delayed desorption.

Figure 6 illustrates how γ_{eff} transitions between kinetically controlled and desorption-limited regimes as a function of temperature and the characteristic surface incorporation timescale. In the thin-coating limit, γ_{eff} approaches the surface accommodation coefficient (α) and remains nearly temperature independent, reflecting rapid energy dissipation and efficient incorporation that suppress the slow TD channel entirely. This behavior corresponds to a kinetic retention regime in which surface residence times are sufficiently long that desorption no longer limits uptake.

In contrast, uptake on HOPG and on the nopinone thick layer exhibits a pronounced decrease in γ_{eff} with increasing temperature. This trend directly reflects the emergence of the slow TD channel, for which thermally activated delayed desorption increasingly competes with incorporation as temperature rises. The similar temperature dependence observed for HOPG and the thick organic layer is consistent with their comparable Arrhenius parameters and indicates a shared, desorption-controlled uptake regime.

These results highlight that equilibrium partitioning represents a limiting case rather than a general description of gas-particle exchange. When surface residence times are finite, uptake is governed by kinetic competition between incorporation and desorption, and coating morphology can shift particles between fundamentally different regimes. Thin organic films promote kinetic retention by suppressing delayed desorption, whereas thicker, more ordered coatings restore desorption-limited behavior. Importantly, the simple kinetic formulation employed here reproduces the experimentally observed distinctions between thin and thick coatings while remaining directly compatible with heterogeneous uptake parameterizations used in aerosol dynamics and chemical transport models.

3.3 MD Simulation Results

Classical MD simulations were performed to investigate the interactions between butanol clusters and nopinone surfaces. The nopinone crystal structure was constructed based on experimental X-ray diffraction data (Palin et al., 2008), which reveal a bilayer arrangement in which functional groups are oriented inward within each bilayer (Fig. S5a). Weak van der Waals forces between bilayers maintain the overall structural cohesion of the crystal. The melting point of bulk nopinone is 260 K (Palin et al., 2008), and therefore, at the simulation temperature of 200 K, the nopinone slabs remain crystalline.

Figure S5 presents simulation snapshots at key stages of a butanol cluster colliding with a 15-layer nopinone slab, representing the interaction between the butanol molecular beam and a nopinone surface. Initially, a 10-molecule cluster is positioned 1 nm above the surface (Fig. S5a). Within 15–30 ps of impact, one molecule reflects from the surface (Fig. S5b, c), while the remaining molecules divide into two fragments that adsorb onto the surface (Fig. S5d, e). These fragments remain bound over the next $\sim 2 \text{ ns}$ and reorganize into stable surface clusters (Fig. S5f, g). Molecules located in the cluster interior are strongly bound and resistant to direct desorption, whereas those at the periphery are more weakly bound and can either desorb directly or undergo a two-step process involving detachment followed by monomer desorption.

A non-reflective collision pathway was also observed (Fig. S6b–e), in which the incident cluster remains largely intact but splits into two fragments. The smaller fragment, composed of three butanol molecules, is loosely bound to

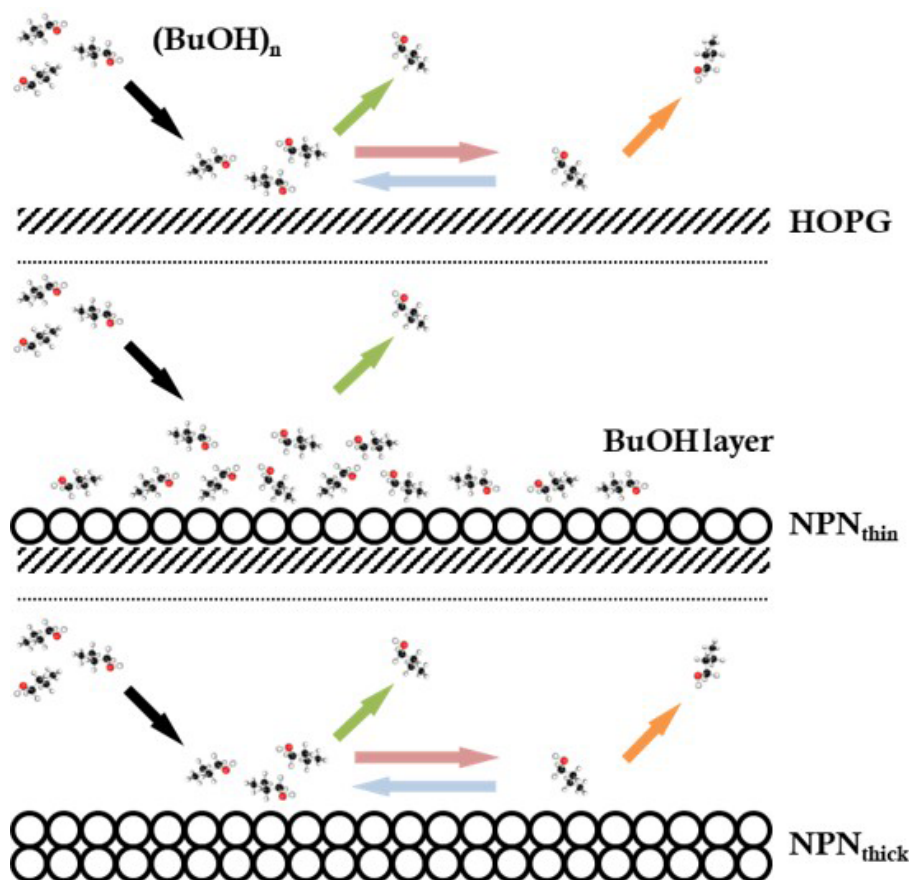


Figure 5. Schematic kinetic model illustrating butanol cluster interactions with (a) bare graphite, (b) thin nopinone coating, and (c) nopinone thick layer. Upon impact on bare graphite, clusters dissociate into monomers, producing both fast TD and slow TD via cluster-bound states. A thin nopinone coating efficiently accommodates incident clusters, stabilizing condensed butanol overlayers and suppressing the slow TD channel. In contrast, a thick nopinone layer exhibits a corrugated, crystalline surface that reduces energy accommodation, destabilizes clusters, and enhances delayed desorption.

the nopinone surface and readily undergoes TD. Both reflective and non-reflective behaviors were observed for nopinone slabs of 4-layer (~ 2.8 nm) and 6-layer (~ 3.5 nm) thickness. These contrasting outcomes suggest that differences in surface structure may modulate cluster stability and desorption behavior, an effect examined in detail below using the structural analysis in Fig. 7.

The nopinone surface is predominantly terminated by well-ordered hydrocarbon groups, rendering the carbonyl functionalities largely inaccessible to hydrogen bonding. Occasional rotation of surface molecules by 180° about one of the molecular axes exposes hydroxyl groups that act as surface defects, introducing localized hydrophilicity and disrupting the otherwise nonpolar surface. These defect sites play a key role in mediating the adsorption and desorption dynamics of impinging butanol clusters by providing transient hydrogen-bonding or dipole-dipole interaction sites that enhance molecular trapping.

As shown in Fig. 7a, the radial distribution functions (RDFs) reveal clear structural differences among nopinone

slabs of varying thickness. The 4-layer slab exhibits a rightward shift and broadening of RDF peaks, indicative of weaker intermolecular packing and increased structural disorder resembling a pre-melted or amorphous-like surface. In contrast, the 6- and 15-layer slabs display sharper, well-defined peaks characteristic of a solid-like crystalline organization. This progressive increase in molecular order with thickness implies that thinner coatings have higher densities of surface defects and greater morphological heterogeneity.

These structural variations translate directly into the experimentally observed desorption behavior. The increased disorder and defect density in thinner coatings enhance molecular accommodation, leading to efficient trapping of butanol clusters and suppression of the slow TD channel. In contrast, the more ordered and corrugated surface of the nopinone thick layer reduces the availability of stable adsorption sites, resulting in less efficient energy dissipation and enhanced delayed desorption, consistent with the strong slow TD signal observed experimentally.

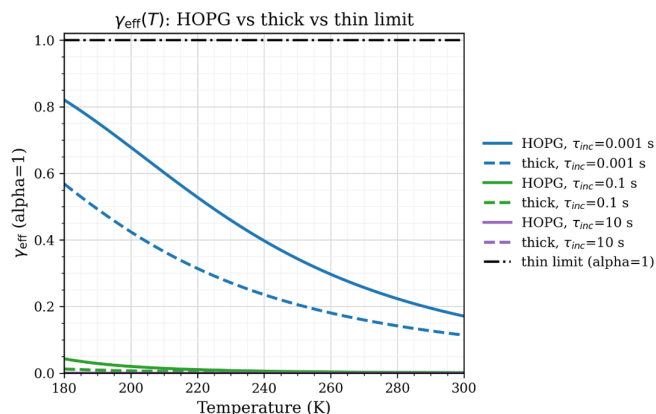


Figure 6. Temperature dependence of the effective uptake coefficient, γ_{eff} , for HOPG, a thick nopinone coating, and the thin-coating kinetic limit, evaluated at selected incorporation timescales ($\tau_{\text{inc}} = 1/k_{\text{inc}}$). The incorporation timescale represents the characteristic time required for thermally accommodated molecules or cluster fragments to be incorporated into a non-desorbing surface or near-surface environment. The scanned range of τ_{inc} (10^{-4} – 10^3 s) spans physically plausible limits from rapid molecular rearrangement to desorption-limited behavior and is used to identify kinetic regimes rather than to prescribe a unique atmospheric value. For HOPG and the thick coating, γ_{eff} decreases with temperature due to competition between incorporation and thermally activated slow desorption. In contrast, the thin-coating case corresponds to a kinetic limit in which no slow thermal desorption channel is observed experimentally and γ_{eff} approaches the accommodation coefficient ($\alpha = 1$).

Figure 7b shows that the reflection probability of butanol molecules within a cluster decreases systematically with decreasing slab thickness, confirming that disordered, defect-rich surfaces promote collisional energy loss and adsorption. Together, these simulation results provide a molecular-level explanation for the experimental findings. The thin, partially disordered nopinone coatings contain a higher density of flexible or defect sites that efficiently dissipate collisional energy and promote transient hydrogen-bonding interactions, leading to stabilization of condensed butanol overlayers. In contrast, the thicker, crystalline-like nopinone thick layers present more rigid, well-ordered hydrocarbon terminations that limit energy accommodation and reduce the availability of binding sites, thereby favoring cluster breakup and delayed desorption. The underlying graphite substrate in the thin-coating regime may further enhance adsorption by providing additional π -OH or defect-mediated interactions accessible through the incomplete nopinone layer, reinforcing the stronger retention observed experimentally.

4 Atmospheric Implications

Although the present experiments are conducted under controlled low-pressure conditions, they are designed to isolate

intrinsic surface-controlled kinetic processes, such as molecular accommodation, trapping, and desorption, that govern gas-particle exchange in the atmosphere and are independent of ambient pressure. These interfacial processes occur on picosecond-to-millisecond timescales and form the mechanistic basis of kinetic aerosol models used under atmospheric conditions.

Under atmospheric conditions, higher temperatures and the presence of water vapor may influence surface mobility and intermolecular interactions. Increasing temperature enhances desorption rates, shifting the system toward a more desorption-limited regime, consistent with our kinetic framework. Water vapor may further modify surface properties through adsorption and hydrogen bonding, affecting energy dissipation and molecular accommodation. While these factors may alter quantitative behavior, the morphology-dependent kinetic regimes identified here are expected to remain robust.

The present results highlight the pivotal role of organic coating thickness and morphology in governing the gas-particle exchange of semi-volatile organics and thus the dynamic evolution of atmospheric aerosols. The distinct regimes identified here, thin-film “trap-and-overlayer” versus thick-film “delayed desorption”, translate directly to processes controlling soot aging, secondary organic aerosol (SOA) growth, and cloud activation.

In the thin-film regime, corresponding to sub-monolayer or patchy organic coatings typical of freshly aged soot, the efficient energy accommodation and suppressed delayed desorption observed experimentally indicate that soot can act as a transient reservoir for OVOCs. Such interfacial stabilization facilitates further heterogeneous oxidation and condensation, thereby promoting core-shell internal mixing and soot compaction that enhance light absorption (“lensing”) and modify aerosol optical properties (Lack and Cappa, 2010). The increased retention of semi-volatile organics on thin films may also explain field observations of extended SOA residence times and apparent equilibrium deviations under low-temperature or low-humidity conditions (Vaden et al., 2011).

Conversely, the thick-film regime, represented by thick layer or phase-separated organic coatings, exhibits enhanced delayed desorption and reduced cluster stability, behavior consistent with weak energy accommodation and rapid re-evaporation. Such kinetic signatures mirror the non-equilibrium partitioning and size-independent evaporation measured for viscous or glassy SOA (Hallquist et al., 2009; Shiraiwa et al., 2012). In this limit, the organic surface behaves more like a bulk OA phase, and delayed desorption times on the order of milliseconds can be incorporated into kinetic thick layer models as effective desorption coefficients or mass accommodation parameters (Berkemeier et al., 2013).

The morphology-dependent surface kinetics identified here also have implications for cloud condensation nuclei

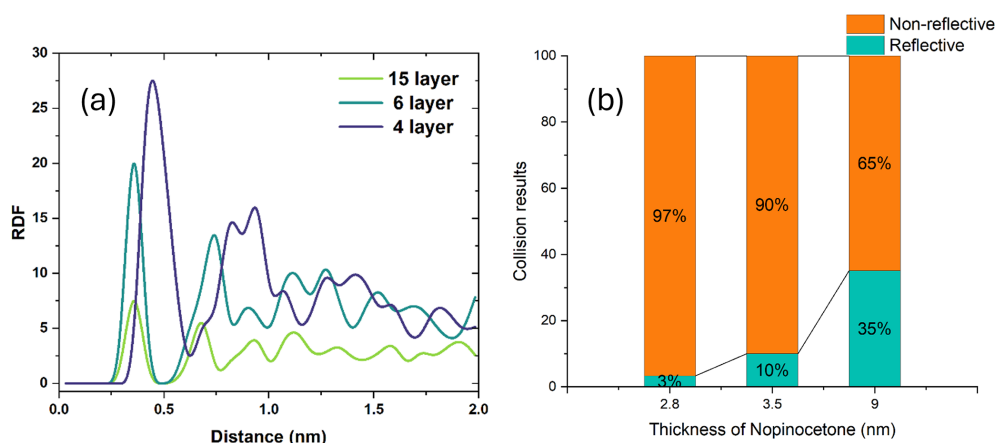


Figure 7. (a) Radial distribution functions (RDFs) calculated for the surface layer and the entire nopinone slab with thicknesses of 4 layers (~ 2.8 nm), 6 layers (~ 3.5 nm), and 15 layers (~ 9 nm). The RDFs were constructed using ketone group pairs as reference points. (b) The collision simulation results of thin coated nopinone (4 layers, ~ 2.8 nm; 6 layers, ~ 3.5 nm) and thick coated nopinone (15 layers, ~ 9 nm).

(CCN) activity by regulating the surface residence time and mixing state of semi-volatile organics on soot-containing particles. Thin organic films that efficiently dissipate collisional energy and stabilize condensed, polar overlayers can promote internal mixing and increase the effective hygroscopicity (κ) of soot particles, thereby enhancing CCN activation (Petters and Kreidenweis, 2007). In contrast, thicker and more ordered organic coatings may act as kinetic barriers to further uptake and reorganization, favoring phase-separated or viscous surface states and limiting water access to the soot core (Freedman, 2017). Such morphology-driven suppression of uptake is consistent with reduced κ values and partial decoupling of soot from cloud activation observed for aged or phase-separated organic aerosols. The coexistence of these thin- and thick-film kinetic regimes may therefore help reconcile discrepancies between laboratory CCN measurements and field κ -closure for mixed black carbon-organic aerosol particles.

At the modeling scale, these observations suggest that surface-controlled kinetic parameters, rather than equilibrium partitioning constants, are required to accurately describe SVOC exchange between soot and the atmosphere. Our experimentally constrained activation energies (0.09–0.12 eV) and pre-exponential factors ($\sim 10^5$ s $^{-1}$) provide realistic desorption rate constants for use in kinetic thick layer frameworks and process-level models of aerosol aging (Shiraiwa et al., 2012; Zaveri et al., 2014). Implementing such parameters into chemical transport or climate models could improve predictions of SOA lifetime, soot mixing state, and direct radiative forcing, particularly under cold and polluted conditions where organic film morphology evolves rapidly.

Although the present study employs butanol and nopinone as model compounds, the identified kinetic regimes are expected to be broadly applicable to other semi-volatile organics and organic aerosol coatings. Butanol represents a proto-

typical oxygenated volatile organic compound with moderate volatility and hydrogen-bonding capability, characteristic of many alcohols and multifunctional SOA constituents, while nopinone serves as a representative oxidized biogenic SOA component with limited polarity and a tendency to form ordered condensed phases. The contrasting behaviors observed here arise primarily from differences in coating thickness, surface disorder, and energy dissipation efficiency, rather than from the specific chemical identities of the adsorbate or coating.

5 Conclusions

This study shows that organic coating thickness and morphology apply first-order control over the surface-mediated uptake and release of semi-volatile organics on soot analogs. Environmental molecular beam experiments identify two desorption pathways: a fast channel associated with prompt monomer release and a slow, thermally activated channel arising from cluster-bound states. Thin organic coatings suppress the slow desorption pathway by stabilizing condensed overlayers, leading to a kinetic retention regime in which uptake approaches the accommodation limit. In contrast, thicker and more ordered organic coatings restore delayed desorption behavior similar to that on bare graphite. By translating experimentally resolved desorption kinetics into an effective uptake framework, this work demonstrates that gas-particle exchange is governed by kinetic competition rather than equilibrium partitioning alone. Molecular dynamics simulations provide a mechanistic basis for these effects, highlighting the role of surface disorder in energy dissipation and molecular trapping. Together, these results establish a process-level link between organic film morphology, surface kinetics, and aerosol aging.

Code availability. The code used in this study is not publicly available, as it consists of custom analysis scripts developed for this work. However, the code can be made available from the corresponding author upon reasonable request.

Data availability. The data that support the findings of this study are available from the corresponding author upon reasonable request.

Supplement. The supplement related to this article is available online at <https://doi.org/10.5194/acp-26-6083-2026-supplement>.

Author contributions. X.K. and J.P. conceived and designed the study. X.K. performed the environmental molecular beam experiments, analyzed the experimental data, and led the manuscript preparation. Y.L. and S.J. performed the molecular dynamics simulations and contributed to data interpretation and kinetic analysis. All authors discussed the results and contributed to the final version of the manuscript.

Competing interests. The contact author has declared that none of the authors has any competing interests.

Disclaimer. Publisher's note: Copernicus Publications remains neutral with regard to jurisdictional claims made in the text, published maps, institutional affiliations, or any other geographical representation in this paper. The authors bear the ultimate responsibility for providing appropriate place names. Views expressed in the text are those of the authors and do not necessarily reflect the views of the publisher.

Acknowledgements. This work was supported by the Swedish Research Council (2021-04042), the Swedish Foundation for International Cooperation in Research and Higher Education (MG2022-9380), and the Adlerbert Research Foundation. Additional funding was provided by the National Natural Science Foundation of China (42477111), the Fundamental Research Funds for the Central Universities of China (63253201), the Natural Science Foundation of Tianjin Municipality (24JCYBJC01700), and the Tianjin Key Research and Development Project (24YFXTHZ00070). Computational resources were provided by the National Supercomputer Center in Tianjin, and calculations were performed on the Tianhe next-generation supercomputer.

Financial support. This research has been supported by the Vetenskapsrådet (grant no. 2021-04042), the Swedish Foundation for International Cooperation in Research and Higher Education (grant no. MG2022-9380), the Fundamental Research Funds for the Central Universities (grant no. 63253201), the Natural Science Foundation of Tianjin Municipality (grant no. 24JCYBJC01700), and the National Natural Science Foundation of China (grant

no. 42477111).

The publication of this article was funded by the Swedish Research Council, Forte, Formas, and Vinnova.

Review statement. This paper was edited by John Liggi and reviewed by three anonymous referees.

References

- Ahern, A. T., Subramanian, R., Saliba, G., Lipsky, E. M., Donahue, N. M., and Sullivan, R. C.: Effect of secondary organic aerosol coating thickness on the real-time detection and characterization of biomass-burning soot by two particle mass spectrometers, *Atmos. Meas. Tech.*, 9, 6117–6137, <https://doi.org/10.5194/amt-9-6117-2016>, 2016.
- Andersson, P. U., Tomsic, A., Andersson, M. B., and Pettersson, J. B. C.: Emission of small fragments during water cluster collisions with a graphite surface, *Chem. Phys. Lett.*, 279, 100–106, [https://doi.org/10.1016/S0009-2614\(97\)00990-1](https://doi.org/10.1016/S0009-2614(97)00990-1), 1997.
- Arumainayagam, C. R. and Madix, R. J.: Molecular Beam Studies of Gas-Surface Collision Dynamics, *Prog. Surf. Sci.*, 38, 1–102, 1991.
- Bayly, C. I., Cieplak, P., Cornell, W., and Kollman, P. A.: A well-behaved electrostatic potential based method using charge restraints for deriving atomic charges: the RESP model, *J. Phys. Chem.*, 97, 10269–10280, <https://doi.org/10.1021/j100142a004>, 1993.
- Beeler, P., Corbin, J. C., Sipkens, T. A., and Fierce, L.: A Framework for Quantifying the Size and Fractal Dimension of Compacting Soot Particles, *Environ. Sci. Technol.*, 59, 5994–6003, <https://doi.org/10.1021/acs.est.4c11100>, 2025.
- Berkemeier, T., Huisman, A. J., Ammann, M., Shiraiwa, M., Koop, T., and Pöschl, U.: Kinetic regimes and limiting cases of gas uptake and heterogeneous reactions in atmospheric aerosols and clouds: a general classification scheme, *Atmos. Chem. Phys.*, 13, 6663–6686, <https://doi.org/10.5194/acp-13-6663-2013>, 2013.
- Browne, E. C., Franklin, J. P., Canagaratna, M. R., Massoli, P., Kirchstetter, T. W., Worsnop, D. R., Wilson, K. R., and Kroll, J. H.: Changes to the Chemical Composition of Soot from Heterogeneous Oxidation Reactions, *J. Phys. Chem. A*, 119, 1154–1163, <https://doi.org/10.1021/jp511507d>, 2015.
- Bussi, G., Donadio, D., and Parrinello, M.: Canonical sampling through velocity rescaling, *J. Chem. Phys.*, 126, <https://doi.org/10.1063/1.2408420>, 2007.
- Chen, C., Enekwizu, O. Y., Ma, X., Jiang, Y., Khalizov, A. F., Zheng, J., and Ma, Y.: Effect of organic coatings derived from the OH-initiated oxidation of amines on soot morphology and cloud activation, *Atmos. Res.*, 239, 104905, <https://doi.org/10.1016/j.atmosres.2020.104905>, 2020.
- Chen, X., Ching, J., Wu, F., Matsui, H., Jacobson, M. Z., Zhang, F., Wang, Y., Zhang, Z., Liu, D., Zhu, S., Rudich, Y., Shi, Z., Yoo, H., Jeon, K.-J., and Li, W.: Locating the missing absorption enhancement due to multi-core black carbon aerosols, *Nat. Commun.*, 16, 10187, <https://doi.org/10.1038/s41467-025-65079-2>, 2025.

- Essmann, U., Perera, L., Berkowitz, M. L., Darden, T., Lee, H., and Pedersen, L. G.: A smooth particle mesh Ewald method, *J. Chem. Phys.*, 103, 8577–8593, <https://doi.org/10.1063/1.470117>, 1995.
- Freedman, M. A.: Phase separation in organic aerosol, *Chem. Soc. Rev.*, 46, 7694–7705, <https://doi.org/10.1039/C6CS00783J>, 2017.
- Groom, C. R., Bruno, I. J., Lightfoot, M. P., and Ward, S. C.: The Cambridge Structural Database, *Acta Crystallogr. B*, 72, 171–179, <https://doi.org/10.1107/S2052520616003954>, 2016.
- Hallquist, M., Wenger, J. C., Baltensperger, U., Rudich, Y., Simpson, D., Claeys, M., Dommen, J., Donahue, N. M., George, C., Goldstein, A. H., Hamilton, J. F., Herrmann, H., Hoffmann, T., Iinuma, Y., Jang, M., Jenkin, M. E., Jimenez, J. L., Kiendler-Scharr, A., Maenhaut, W., McFiggans, G., Mentel, Th. F., Monod, A., Prévôt, A. S. H., Seinfeld, J. H., Surratt, J. D., Szmigielski, R., and Wildt, J.: The formation, properties and impact of secondary organic aerosol: current and emerging issues, *Atmos. Chem. Phys.*, 9, 5155–5236, <https://doi.org/10.5194/acp-9-5155-2009>, 2009.
- Han, C., Liu, Y., and He, H.: The photoenhanced aging process of soot by the heterogeneous ozonization reaction, *Phys. Chem. Chem. Phys.*, 18, 24401–24407, <https://doi.org/10.1039/C6CP03938C>, 2016.
- Henögl, E., Haberl, V., Ablasser, J., and Schennach, R.: Adsorption and Desorption of Organic Molecules From Thin Cellulose Films, *Frontiers in Materials*, 6, 2019, <https://doi.org/10.3389/fmats.2019.00178>, 2019.
- Hess, B., Bekker, H., Berendsen, H. J. C., and Fraaije, J. G. E. M.: LINCS: A linear constraint solver for molecular simulations, *J. Comput. Chem.*, 18, 1463–1472, [https://doi.org/10.1002/\(SICI\)1096-987X\(199709\)18:12<1463::AID-JCC4>3.0.CO;2-H](https://doi.org/10.1002/(SICI)1096-987X(199709)18:12<1463::AID-JCC4>3.0.CO;2-H), 1997.
- Horta, B. A. C., Merz, P. T., Fuchs, P. F. J., Dolenc, J., Riniker, S., and Hünenberger, P. H.: A GROMOS-Compatible Force Field for Small Organic Molecules in the Condensed Phase: The 2016H66 Parameter Set, *J. Chem. Theory Comput.*, 12, 3825–3850, <https://doi.org/10.1021/acs.jctc.6b00187>, 2016.
- Johansson, S. M., Kong, X., Papagiannakopoulos, P., Thomson, E. S., and Pettersson, J. B.: A novel gas-vacuum interface for environmental molecular beam studies, *Rev. Sci. Instrum.*, 88, 035112, <https://doi.org/10.1063/1.4978325>, 2017.
- Johansson, S. M., Lovric, J., Kong, X., Thomson, E. S., Papagiannakopoulos, P., Briquez, S., Toubin, C., and Pettersson, J. B. C.: Understanding water interactions with organic surfaces: environmental molecular beam and molecular dynamics studies of the water-butanol system, *Phys. Chem. Chem. Phys.*, 21, 1141–1151, <https://doi.org/10.1039/c8cp04151b>, 2019.
- Johansson, S. M., Lovric, J., Kong, X., Thomson, E. S., Hallquist, M., and Pettersson, J. B. C.: Experimental and Computational Study of Molecular Water Interactions with Condensed Nopinone Surfaces Under Atmospherically Relevant Conditions, *J. Phys. Chem. A*, 124, 3652–3661, <https://doi.org/10.1021/acs.jpca.9b10970>, 2020.
- Kong, X., Andersson, P. U., Thomson, E. S., and Pettersson, J. B. C.: Ice Formation via Deposition Mode Nucleation on Bare and Alcohol-Covered Graphite Surfaces, *J. Phys. Chem. C*, 116, 8964–8974, <https://doi.org/10.1021/jp212235p>, 2012.
- Kong, X., Papagiannakopoulos, P., Thomson, E. S., Markovic, N., and Pettersson, J. B.: Water accommodation and desorption kinetics on ice, *J. Phys. Chem. A*, 118, 3973–3979, <https://doi.org/10.1021/jp503504e>, 2014a.
- Kong, X., Thomson, E. S., Papagiannakopoulos, P., Johansson, S. M., and Pettersson, J. B.: Water accommodation on ice and organic surfaces: insights from environmental molecular beam experiments, *J. Phys. Chem. B*, 118, 13378–13386, <https://doi.org/10.1021/jp5044046>, 2014b.
- Kong, X., Lovric, J., Johansson, S. M., Prisle, N. L., and Pettersson, J. B. C.: Dynamics and Sorption Kinetics of Methanol Monomers and Clusters on Nopinone Surfaces, *J. Phys. Chem. A*, 125, 6263–6272, <https://doi.org/10.1021/acs.jpca.1c02309>, 2021.
- Kroll, J. H. and Seinfeld, J. H.: Chemistry of secondary organic aerosol: Formation and evolution of low-volatility organics in the atmosphere, *Atmos. Environ.*, 42, 3593–3624, <https://doi.org/10.1016/j.atmosenv.2008.01.003>, 2008.
- Lack, D. A. and Cappa, C. D.: Impact of brown and clear carbon on light absorption enhancement, single scatter albedo and absorption wavelength dependence of black carbon, *Atmos. Chem. Phys.*, 10, 4207–4220, <https://doi.org/10.5194/acp-10-4207-2010>, 2010.
- Li, W., Riemer, N., Xu, L., Wang, Y., Adachi, K., Shi, Z., Zhang, D., Zheng, Z., and Laskin, A.: Microphysical properties of atmospheric soot and organic particles: measurements, modeling, and impacts, *Npj Clim. Atmos. Sci.*, 7, 65, <https://doi.org/10.1038/s41612-024-00610-8>, 2024.
- Liu, Y., He, G., Chu, B., Ma, Q., and He, H.: Atmospheric heterogeneous reactions on soot: A review, *Fundamental Research*, 3, 579–591, <https://doi.org/10.1016/j.fmre.2022.02.012>, 2023.
- Loi, Q. K., Phothong, K., Yuasa, R., Horikawa, T., and Do, D. D.: Evidence of bimolecular layer of ethanol on graphite at 190K – Experimental and simulation studies, *Carbon*, 216, 118535, <https://doi.org/10.1016/j.carbon.2023.118535>, 2024.
- Malde, A. K., Zuo, L., Breeze, M., Stroet, M., Poger, D., Nair, P. C., Oostenbrink, C., and Mark, A. E.: An Automated Force Field Topology Builder (ATB) and Repository: Version 1.0, *J. Chem. Theory Comput.*, 7, 4026–4037, <https://doi.org/10.1021/ct200196m>, 2011.
- McDonald, B. C., de Gouw, J. A., Gilman, J. B., Jathar, S. H., Akherati, A., Cappa, C. D., Jimenez, J. L., Lee-Taylor, J., Hayes, P. L., McKeen, S. A., Cui, Y. Y., Kim, S.-W., Gentner, D. R., Isaacman-VanWertz, G., Goldstein, A. H., Harley, R. A., Frost, G. J., Roberts, J. M., Ryerson, T. B., and Trainer, M.: Volatile chemical products emerging as largest petrochemical source of urban organic emissions, *Science*, 359, 760–764, <https://doi.org/10.1126/science.aag0524>, 2018.
- Nägård, M. B. and Pettersson, J. B. C.: Internal excitation of ethanol molecules emitted during cluster-surface collisions, *Chem. Phys. Lett.*, 293, 535–540, [https://doi.org/10.1016/S0009-2614\(98\)00804-5](https://doi.org/10.1016/S0009-2614(98)00804-5), 1998.
- Omar, H., Ahmadi, S., Szymoniak, P., and Schönhals, A.: Molecular mobility of thin films of poly(bisphenol-A carbonate) capped and with one free surface: from bulk-like samples down to the adsorbed layer, *Soft Matter*, 21, 241–254, <https://doi.org/10.1039/D4SM01238K>, 2025.
- Palin, L., Brunelli, M., Wright, J. P., Pattison, P., and Fitch, A. N.: The low-temperature structure of nopinone, *Z. Kristallogr.*, 223, 602–604, <https://doi.org/10.1524/zkri.2008.1101>, 2008.
- Papagiannakopoulos, P., Kong, X., Thomson, E. S., Marković, N., and Pettersson, J. B. C.: Surface Transformations and

- Water Uptake on Liquid and Solid Butanol near the Melting Temperature, *J. Phys. Chem. C*, 117, 6678–6685, <https://doi.org/10.1021/jp4003627>, 2013.
- Petters, M. D. and Kreidenweis, S. M.: A single parameter representation of hygroscopic growth and cloud condensation nucleus activity, *Atmos. Chem. Phys.*, 7, 1961–1971, <https://doi.org/10.5194/acp-7-1961-2007>, 2007.
- Sedlacek III, A. J., Lewis, E. R., Onasch, T. B., Zuidema, P., Redemann, J., Jaffe, D., and Kleinman, L. I.: Using the Black Carbon Particle Mixing State to Characterize the Lifecycle of Biomass Burning Aerosols, *Environ. Sci. Technol.*, 56, 14315–14325, <https://doi.org/10.1021/acs.est.2c03851>, 2022.
- Shen, X., Zhao, Y., Chen, Z., and Huang, D.: Heterogeneous reactions of volatile organic compounds in the atmosphere, *Atmos. Environ.*, 68, 297–314, <https://doi.org/10.1016/j.atmosenv.2012.11.027>, 2013.
- Shiraiwa, M., Pfrang, C., Koop, T., and Pöschl, U.: Kinetic multi-layer model of gas-particle interactions in aerosols and clouds (KM-GAP): linking condensation, evaporation and chemical reactions of organics, oxidants and water, *Atmos. Chem. Phys.*, 12, 2777–2794, <https://doi.org/10.5194/acp-12-2777-2012>, 2012.
- Stephan, S., Thol, M., Vrabec, J., and Hasse, H.: Thermophysical Properties of the Lennard-Jones Fluid: Database and Data Assessment, *J. Chem. Inf. Model.*, 59, 4248–4265, <https://doi.org/10.1021/acs.jcim.9b00620>, 2019.
- Stroet, M., Caron, B., Visscher, K. M., Geerke, D. P., Malde, A. K., and Mark, A. E.: Automated Topology Builder Version 3.0: Prediction of Solvation Free Enthalpies in Water and Hexane, *J. Chem. Theory Comput.*, 14, 5834–5845, <https://doi.org/10.1021/acs.jctc.8b00768>, 2018.
- Svanberg, M., Marković, N., and Pettersson, J. B. C.: Energy transfer in water cluster scattering from solid surfaces, *Chem. Phys.*, 201, 473–489, [https://doi.org/10.1016/0301-0104\(95\)00284-7](https://doi.org/10.1016/0301-0104(95)00284-7), 1995.
- Tomsic, A., Andersson, P. U., Markovic, N., Piskorz, W., Svanberg, M., and Pettersson, J. B. C.: Molecular-dynamics simulations of cluster–surface collisions: Emission of large fragments, *J. Chem. Phys.*, 115, 10509–10517, <https://doi.org/10.1063/1.1413740>, 2001.
- Vaden, T. D., Imre, D., Beránek, J., Shrivastava, M., and Zelenyuk, A.: Evaporation kinetics and phase of laboratory and ambient secondary organic aerosol, *P. Natl. Acad. Sci. USA*, 108, 2190–2195, <https://doi.org/10.1073/pnas.1013391108>, 2011.
- Van Der Spoel, D., Lindahl, E., Hess, B., Groenhof, G., Mark, A. E., and Berendsen, H. J. C.: GROMACS: Fast, flexible, and free, *J. Comput. Chem.*, 26, 1701–1718, <https://doi.org/10.1002/jcc.20291>, 2005.
- Wu, C., Wang, C., Wang, S., Wang, W., Yuan, B., Qi, J., Wang, B., Wang, H., Wang, C., Song, W., Wang, X., Hu, W., Lou, S., Ye, C., Peng, Y., Wang, Z., Huangfu, Y., Xie, Y., Zhu, M., Zheng, J., Wang, X., Jiang, B., Zhang, Z., and Shao, M.: Measurement report: Important contributions of oxygenated compounds to emissions and chemistry of volatile organic compounds in urban air, *Atmos. Chem. Phys.*, 20, 14769–14785, <https://doi.org/10.5194/acp-20-14769-2020>, 2020.
- Wu, H., Li, G., Hou, J., and Sotthewes, K.: Probing surface properties of organic molecular layers by scanning tunneling microscopy, *Adv. Colloid Interfac.*, 318, 102956, <https://doi.org/10.1016/j.cis.2023.102956>, 2023.
- Xia, S.-Y., Wang, C., Zhu, B., Chen, X., Feng, N., Yu, G.-H., and Huang, X.-F.: Long-term observations of oxygenated volatile organic compounds (OVOCs) in an urban atmosphere in southern China, 2014–2019, *Environ. Pollut.*, 270, 116301, <https://doi.org/10.1016/j.envpol.2020.116301>, 2021.
- Xu, L., Fukushima, S., Sobanska, S., Murata, K., Naganuma, A., Liu, L., Wang, Y., Niu, H., Shi, Z., Kojima, T., Zhang, D., and Li, W.: Tracing the evolution of morphology and mixing state of soot particles along with the movement of an Asian dust storm, *Atmos. Chem. Phys.*, 20, 14321–14332, <https://doi.org/10.5194/acp-20-14321-2020>, 2020.
- Zaveri, R. A., Easter, R. C., Shilling, J. E., and Seinfeld, J. H.: Modeling kinetic partitioning of secondary organic aerosol and size distribution dynamics: representing effects of volatility, phase state, and particle-phase reaction, *Atmos. Chem. Phys.*, 14, 5153–5181, <https://doi.org/10.5194/acp-14-5153-2014>, 2014.
- Zhang, R., Khalizov, A. F., Pagels, J., Zhang, D., Xue, H., and McMurry, P. H.: Variability in morphology, hygroscopicity, and optical properties of soot aerosols during atmospheric processing, *P. Natl. Acad. Sci. USA*, 105, 10291–10296, <https://doi.org/10.1073/pnas.0804860105>, 2008.