



Chemical composition of secondary organic aerosol particles formed from mixtures of anthropogenic and biogenic precursors

Yunqi Shao¹, Aristeidis Voliotis¹, Mao Du¹, Yu Wang¹, Kelly Pereira^{3,a}, Jacqueline Hamilton³,
M. Rami Alfarra^{1,2,b}, and Gordon McFiggans¹

¹School of Earth and Environmental Science, University of Manchester, Manchester, M13, 9PL, UK

²National Centre for Atmospheric Science, Department of Earth and Environmental Science,
School of Natural Sciences, The University of Manchester, Oxford Road, M13 9PL, Manchester, UK

³Wolfson Atmospheric Chemistry Laboratories, Department of Chemistry,
University of York, York, YO105DD, UK

^anow at: Department of Life and Environmental Sciences, Bournemouth University, Dorset, BH12 5BB, UK

^bnow at: Environment & Sustainability Center, Qatar Environment & Energy Research Institute,
Doha, Qatar

Correspondence: Yunqi Shao (yunqi.shao@manchester.ac.uk)

Received: 16 February 2022 – Discussion started: 22 February 2022

Revised: 13 July 2022 – Accepted: 15 July 2022 – Published: 2 August 2022

Abstract. A series of experiments was designed and conducted in the Manchester Aerosol Chamber (MAC) to study the photo-oxidation of single and mixed biogenic (isoprene and α -pinene) and anthropogenic (*o*-cresol) precursors in the presence of NO_x and ammonium sulfate seed particles. Several online techniques (HR-ToF-AMS, semi-continuous GC-MS, NO_x and O₃ analyser) were coupled to the MAC to monitor the gas and particle mass concentrations. Secondary organic aerosol (SOA) particles were collected onto a quartz-fibre filter at the end of each experiment and analysed using liquid chromatography–ultrahigh-resolution mass spectrometry (LC-Orbitrap MS). The SOA particle chemical composition in single and mixed precursor systems was investigated using non-targeted accurate mass analysis of measurements in both negative and positive ionization modes, significantly reducing data complexity and analysis time, thereby providing a more complete assessment of the chemical composition. This non-targeted analysis is not widely used in environmental science and has never been previously used in atmospheric simulation chamber studies. Products from α -pinene were found to dominate the binary mixed α -pinene–isoprene system in terms of signal contributed and the number of particle components detected. Isoprene photo-oxidation was found to generate negligible SOA particle mass under the investigated experimental conditions, and isoprene-derived products made a negligible contribution to particle composition in the α -pinene–isoprene system. No compounds uniquely found in this system sufficiently contributed to be reliably considered a tracer compound for the mixture. Methyl-nitrocatechol isomers (C₇H₇NO₄) and methyl-nitrophenol (C₇H₇NO₃) from *o*-cresol oxidation made dominant contributions to the SOA particle composition in both the *o*-cresol–isoprene and *o*-cresol– α -pinene binary systems in negative ionization mode. In contrast, interactions in the oxidation mechanisms led to the formation of compounds uniquely found in the mixed *o*-cresol-containing binary systems in positive ionization mode. C₉H₁₁NO and C₈H₈O₁₀ made large signal contributions in the *o*-cresol–isoprene binary system. The SOA molecular composition in the *o*-cresol– α -pinene system in positive ionization mode is mainly driven by the high-molecular-weight compounds (e.g. C₂₀H₃₁NO₄ and C₂₀H₃₀O₃) uniquely found in the mixture. The SOA particle chemical composition formed in the ternary system is more complex. The molecular composition and signal abundance are both markedly similar to those in the single α -pinene system in positive ionization mode, with major contributions from *o*-cresol products in negative ionization mode.

1 Introduction

1.1 Organic aerosols and their impacts

Atmospheric aerosols affect climate directly through scattering or absorbing solar radiation (Novakov and Penner, 1993; Andreae and Crutzen, 1997) and indirectly by acting as cloud condensation nuclei (CCN) (McFiggans et al., 2006). Exposure to particulate matter has also been directly linked to adverse impacts on human health (WHO, 2016). Organic aerosol significantly contributes to fine particulate matter (PM) in the atmosphere (Fiore et al., 2012; Jimenez et al., 2009) and can affect human health through the deep penetration of small aerosol particles into the lungs through inhalation and the deposition of larger particles in the upper respiratory tract (Burnett et al., 2014). Fine PM has a wide variety of primary (e.g. agricultural operations, industrial processes, and combustion processes) and secondary sources. In addition to secondary inorganic contributions from nitrate and sulfate, secondary organic aerosol (SOA) formed from the oxidation of atmospheric volatile organic compounds (VOCs) can make a major contribution (Halquist et al., 2009).

1.2 SOA and its formation pathways

The chemical diversity of volatile organic compounds (VOCs) and their oxidation pathways substantially influence SOA chemical composition (Lim and Ziemann, 2009). VOCs can be both anthropogenic and biogenic in origin (Li et al., 2018). Common and abundant anthropogenic VOCs include aromatic hydrocarbons such as benzene, toluene, and cresol, which are emitted from a wide variety of human activities, e.g. cooking and biomass burning (Atkinson and Arey, 2003), with the latter being an oxidation product of the former two compounds (Schwantes et al., 2017). Biogenic VOCs, including isoprene and monoterpenes (e.g. α -pinene), are emitted in large quantities by vegetation as well as oceanic macroalgae and microalgae (Bravo-Linares et al., 2010; Atkinson and Arey, 2003). Once emitted into the atmosphere, VOCs undergo oxidation by the prevailing atmospheric oxidants: the hydroxyl radical (OH) during daytime, the nitrate radical (NO_3) at night-time, and the unsaturated fraction by ozone during both day and night (Atkinson, 1997). The oxidation of VOCs can result in the formation of both more and less volatile organic products (Jimenez et al., 2009). Low-volatility organic products can condense onto existing particles or form new particles through nucleation if sufficiently low in volatility, as described by the gas–particle partitioning framework (Schervish and Donahue, 2020; Donahue et al., 2011). VOC oxidation can result in a range of multifunctional products. Multiple generations of gas-phase oxidation results in continually evolving chemical speciation either in the gas or particulate phase (McNeill, 2015; Shrivas-

tava et al., 2017), and owing to the complexity of gaseous and particulate-phase oxidation pathways, SOA formation mechanisms remain unclear and require further investigation.

1.3 Prior studies of using offline techniques

Whilst techniques for online or semi-continuous SOA compositional measurements have recently become more widely adopted (Zhang et al., 2011; Ahlberg et al., 2017; Schwantes et al., 2017; Hamilton et al., 2021; Lopez-Hilfiker et al., 2014; Decarlo et al., 2006), offline techniques generally provide more detailed insight into molecular composition. Offline techniques such as gas chromatography–mass spectrometry (GC-MS) (Ono-Ogasawara et al., 2008; Saldarriaga-Noreña et al., 2018; Cropper et al., 2018) and liquid chromatography–mass spectrometry (LC-MS) (Coscollà et al., 2008; Buiarelli et al., 2017; Pereira et al., 2015) can identify the chemical composition for thousands of organic compounds, with some of the techniques revealing information about a compound's structure, alluding to potential sources and formation mechanisms (Liu et al., 2007; Singh et al., 2011; Ono-Ogasawara et al., 2008; Carlton et al., 2009; Kroll et al., 2005a; Ng et al., 2008; Nestorowicz et al., 2018; Eddingsaas et al., 2012). LC-MS has been widely employed for the chemical characterization of laboratory-generated SOA and ambient SOA. For example, targeted analysis of SOA products using high-performance liquid chromatography time-of-flight mass spectrometry (HPLC-ToF-MS) illustrated a new pathway for the formation of 3-methyl-1,2,3-butane-tricarboxylic acid (MBTCA) through the further oxidation of nopinone, a known product in the oxidation of β -pinene, by OH Mutzel et al. (2016). Hamilton et al. (2021) used targeted LC-Orbitrap MS analysis of ambient Beijing filter samples to identify tracers of isoprene nitrate formation pathways in both gas and particle phases, indicating a strong dependence on nitrate radicals from early afternoon onwards. These targeted approaches are somewhat limited by their inability to comprehensively account for the entire mass of SOA components, though it is impractical to extract the non-targeted chemical information by manual data processing in complex ambient systems. Non-targeted screening tools have been widely employed in metabolite and protein analysis to reduce data analysis time but are uncommon in environmental science applications. Non-targeted analysis extracts the chemical information of all detected compounds in a sample dataset, providing tentative identification of unknown compounds via library screening, while allowing the rapid chemical characterization of complex mixtures through the chemical classification of detected compounds in a given sample (Place et al., 2021; Pereira et al., 2021). Mezcuca et al. (2011) reported that 210 pesticides were successfully detected and identified in 78 positive samples of fruit and vegetable by using an automatic non-targeted screening method in LC-ToF analysis. Non-targeted screening analysis based

on high-resolution accurate mass spectrometry (HRAM-MS) was applied in chemical characterization of tobacco smoke and successfully identified a total of known 331 compounds and 50 novel compounds as being present in the sample (Arndt et al., 2019). Chromatographic separation coupled with Fourier transform mass spectrometers (e.g. Orbitrap) have sufficient mass resolution to characterize the chemical composition of complex particulate matter with the ability to distinguish structural isomers. Exploiting this capability, a methodology for automated non-targeted screening was presented by Pereira et al. (2021) using ultrahigh-performance liquid chromatography–Orbitrap MS data. This non-targeted screening tool has been rigorously tested using authentic standards and provides molecular formula assignments and plausible structure information (among other information) for all detected compounds within a sample dataset. Moreover, the accurate mass spectrometry employed has a mass resolution of 70 000 at m/z 200, leading to a substantial increase in the signal-to-noise ratio and enhanced quantification of low-concentration species. However, non-targeted screening methods are not infallible and rigorous testing of autonomous platforms must be performed to understand potential limitations of these tools. Moreover, it is challenging to make semiquantitative or quantitative measurements of unknown compounds in complex matrices. It is worth noting that quantitative measurements of unknown compounds are general limitations of ESI operation not directly attributed to the non-targeted screening method, but they arguably become more important. It is difficult to perform quantitative measurement of unknown compounds due to the analytical standards for SOA products being limited, and only a few molecules out of the thousands of detected compounds might be known. Therefore, it is also a challenge to determine sample extraction recoveries during sample extraction procedures. The approach of using the normalized abundance of compounds in the sample does not consider different compound electrospray ionization (ESI) efficiencies, which can be influenced by the molecular structure among other parameters (Priego-Capote and Luque de Castro, 2004). For example, Cech and Enke (2000) found that ESI response increased for peptides with a more extensive non-polar region. Cech and Enke (2001) examined this further and concluded that analytes with a higher polar portion have a lower ESI response than the more non-polar analytes. Differences in ESI efficiencies of individual compounds may impact the normalized abundance of chemical groupings, particularly when comparing sample compositions which differ appreciably.

In one of the few studies applying an automated non-targeted method in environmental matrices, Mehra et al. (2021) used this approach for LC-Orbitrap MS data to characterize the SOA from the low- NO_x oxidation of 1-methylnaphthalene, propylbenzene, and 1,3,5-trimethylbenzene in laboratory measurements, alongside characterizing the SOA from filters collected in an urban area. The aim is to study the anthropogenic and biogenic con-

tributions to organic aerosol. This study also compared the result with an online technique using a time-of-flight chemical ionization mass spectrometer with an iodide ionization system (I-CIMS), which showed good agreement between observations for online I-CIMS results and results of offline LC-Orbitrap MS in negative ionization mode. Wang et al. (2021) also used a non-targeted method for LC-Orbitrap MS data to characterize particulate products on filters collected from three cities located in northeastern, eastern, and southeastern China, namely Changchun, Shanghai, and Guangzhou. This study suggested that anthropogenic emissions are the dominant source of urban organic aerosol in all three cities. Also, they found that samples from Shanghai and Guangzhou shared considerable chemical similarity but significantly differed from Changchun. In our present study, for the first time, we will apply this automated non-targeted screening tool for the compositional analysis of SOA generated in an aerosol chamber from single and mixed precursor experiments.

1.4 Summary of studies on similar SOA systems

There are numerous studies investigating SOA formation from the oxidation of biogenic VOCs, particularly for terpenoid compounds (Stroud et al., 2001; Surratt et al., 2006; Dommen et al., 2006; Carlton et al., 2009; Camredon et al., 2010; Surratt et al., 2010; Henry et al., 2012; Ahlberg et al., 2017; Hoffmann et al., 1997; Odum et al., 1996). Isoprene (C_5H_8) is the most abundant biogenic VOC emission, and α -pinene ($\text{C}_{10}\text{H}_{16}$) is one of the most abundant and widely studied biogenic monoterpenes (Hallquist et al., 2009). Whilst oxidation products from these two biogenic precursors are both considered to substantially contribute to the global SOA budget, there are marked differences in their SOA particle mass yield; α -pinene has a yield in the range of 17 % to 45 % (McVay et al., 2016; Ng et al., 2007; Eddingsaas et al., 2012), while isoprene has a much lower yield in the range of 0 % to 5 % (Dommen et al., 2006; Kroll et al., 2005a, 2006; Pandis et al., 1991; Carlton et al., 2009). The reason for the low isoprene SOA yield is in part a result of the high volatility of oxidation products. However, the yield of isoprene SOA is strongly acid-dependent and closely related to the particle-phase acidity due to the impact on the amount of heterogeneous uptake, which is the reason for higher isoprene SOA mass concentration when increasing aerosol acidity (Surratt et al., 2007a). Xu et al. (2021) demonstrated that over 98 % of isoprene-oxidized organic molecules by mole were classified as semi-VOCs (SVOCs) and intermediate VOCs (IVOCs) with a volatility ($\log_{10}\text{C}^*$, μm^{-3}) range of -0.5 to 5 , while about 1.3 % of isoprene oxidation products were considered low VOCs (LVOCs). Conversely, the larger C_{10} monoterpene skeleton of α -pinene typically results in the formation of less volatile oxidation products. Lee et al. (2011) reported that the SOA from α -pinene ozonolysis required 80°C for complete volatilization, and the volatility of α -pinene SOA strongly

depended on the VOC / NO_x ratios, forming volatile nitrate-containing species under high-NO_x conditions.

There are many studies reporting the chemical characterization of SOA formed in smog chambers from α -pinene and isoprene using liquid chromatography–mass spectrometry (LC-MS) (Yasmeen et al., 2012; Surratt et al., 2006; Kahnt et al., 2014; Pereira et al., 2014; Winterhalter et al., 2003). Winterhalter et al. (2003) used LC-MS to demonstrate the major particulate-phase compounds from the O₃ and OH oxidation of α -pinene, such as *cis*-pinic acid, *cis*-pinonic acid, hydroxy-pinonic acid isomers, and possibly hydroxy-carboxylic acid. It is worth noting that this study suggested that ozonolysis reaction is the main pathway of aerosol formation regarding its performance in various experiments. Similarly, Surratt et al. (2006) studied isoprene photo-oxidation under various NO_x conditions. The chemical composition of isoprene SOA products was analysed by a series of online and offline techniques (including LC-MS) and indicated that oligomerization plays an important role in SOA formation pathways, especially under high-NO_x conditions, forming acidic products.

SOA can also be produced from anthropogenic VOCs (e.g. *o*-cresol), although global biogenic SOA production ($\sim 88 \text{ TgC yr}^{-1}$) is thought to dominate over the anthropogenic SOA production ($\sim 10 \text{ TgC yr}^{-1}$) (Hallquist et al., 2009). Schwantes et al. (2017) studied the formation of low-volatility products from *o*-cresol photo-oxidation under various NO_x conditions using chamber experiments with chemical ionization mass spectrometry (CIMS) and direct analysis with real-time mass spectrometry (DART-MS). This study identified several *o*-cresol oxidation products, including a first-generation product (methyl-catechol), second-generation products (trihydroxy-toluene and hydroxy-methyl-benzoquinone), and third-generation products (tetrahydroxy-toluene and dihydroxy-methyl-benzoquinone), indicating successive addition of OH radicals onto the aromatic ring during the oxidation, following expected mechanistic pathways (Atkinson and Aschmann, 1994; Olariu et al., 2002)

Despite the wealth of knowledge of gaseous and particulate-phase product formation from the oxidation of single VOC precursors using chamber experiments, there is a comparative lack of understanding in the real atmosphere. Online measurements of the OA composition by an Aerodyne high-resolution aerosol mass spectrometer (HR-ToF-AMS) and VOCs by an Ionicon proton transfer reaction mass spectrometer (PTR-MS) during the CARES campaign in the vicinity of Sacramento, California, indicated that the mixing of anthropogenic emissions from Sacramento with isoprene-rich air from the foothills enhances the production of OA (Shilling et al., 2013). This study suggested that anthropogenic–biogenic interactions enhance OA production from biogenic species, suggesting that the amount of isoprene SOA strongly depends on the VOC / NO_x ratio. However, the physical and chemical reasons for such in-

teractions remain unclear and warrant further investigation. There have been several laboratory studies investigating SOA formation in mixed VOC systems. Ahlberg et al. (2017) investigated SOA from VOC mixtures including biogenic (α -pinene, myrcene, and isoprene) and anthropogenic VOCs (*m*-xylene) in an oxidation flow reactor (OFR) equipped with high-resolution time-of-flight aerosol mass spectrometry (HR-ToF-AMS). Their results showed that the SOA mass yield formed from a VOC mixture containing myrcene was higher than expected, possibly a result of myrcene-nucleating particles leading to an increased condensation sink under the conditions of the OFR. This study also found that the SOA particle size was larger in VOC mixtures with isoprene and unlimited oxidant supply. However, other studies indicate that isoprene could inhibit new particle formation by scavenging oxidants and forming relatively high-volatility organic products rather than nucleating precursors (Kiendler-Scharr et al., 2009, 2012). McFiggans et al. (2019) reported a reduction in SOA mass and yield from the VOC mixture of α -pinene and isoprene with an increasing fraction of isoprene in the mixture. This was attributed to isoprene acting as an OH scavenger and its radical oxidation products reacting with those formed from α -pinene, enhancing the overall volatility of the products in the mixture. This study indicates that interactions between VOC products should be considered to enable a mechanistic understanding of SOA formation in the ambient atmosphere. Shilling et al. (2019) reported that freshly formed isoprene SOA did not fully mix with pre-existing SOA in an isoprene– α -pinene mixture system (e.g. aged isoprene SOA and aged α -pinene SOA) over the 4 h experimental timescale in a sequential condensation experiment without observing notable suppression of SOA formation in the α -pinene–isoprene mixture system.

1.5 The present study

In this study, we designed a series of chamber experiments using single, binary, and ternary VOC systems, expanding on the work performed by McFiggans et al. (2019), with the aim of better understanding the chemical composition and interactions during SOA formation in mixed VOC systems. We move beyond the consideration of SOA formation from anthropogenic VOC precursors to consider the effect of their mixture with biogenic VOC. Ortho-cresol (*o*-cresol) was chosen as an anthropogenic precursor with a moderate SOA yield between that of isoprene and α -pinene. *o*-Cresol has reactivity toward the hydroxyl radical (OH) that is comparable to those of the chosen biogenic VOCs (Atkinson et al., 2004) and a negligible reactivity towards ozone. Hence, the oxidation products from each precursor are likely to be of comparable abundance in a mixed systems. We retained the two biogenic precursors studied in McFiggans et al. (2019), with isoprene being the dominant VOC emitted from plants globally, but with modest SOA formation poten-

tial and alpha-pinene (α -pinene), similarly widely emitted in lower amounts, but a more efficient SOA precursor.

The objectives of the present study are to investigate, using offline analysis of SOA chemical composition, whether (i) high-yield precursors dominate the contribution to SOA formation of mixture systems and (ii) whether cross-products from mechanistic interactions in the oxidation of precursors feature strongly in the mixed precursor systems. A series of photochemical oxidation experiments was designed and conducted to produce SOA from the selected VOCs (α -pinene, isoprene, and *o*-cresol) and their mixtures in the presence of neutral seed particles (ammonium sulfate) and NO_x . The experimental programme included three single precursor systems, three binary precursor mixtures, and one ternary mixture of precursors. The aerosol samples were collected onto a filter from each experiment and analysed offline using liquid chromatography–ultrahigh-resolution mass spectrometry with an automated non-targeted data processing methodology recently described in Pereira et al. (2021).

2 Method

2.1 Chamber description

All experiments were performed in the 18 m³ Manchester Aerosol Chamber (MAC). Briefly, the MAC operate as a batch reactor to study the atmospheric processing of multi-component aerosols under controlled conditions. The chamber comprises an FEP Teflon bag mounted on three rectangular extruded aluminium frames housed in an air-conditioned enclosure. Two 6 kW Xenon arc lamps (XBO 6000 W/H-SLA OFR, Osram) and a bank of halogen lamps (Solux 50 W/4700 K, Solux MR16, USA) are mounted in the inner aluminium wall of the enclosure, which is lined with reflective “space blanket” material to provide maximum and homogenous light intensity to simulate the realistic daytime atmospheric environment. To remove unwanted radiation flux below 300 nm, a quartz filter was mounted in front of each arc lamp. Removal of unwanted heat from the lamps as well as temperature and relative humidity control of the chamber were assisted by conditioned air introduced between the bag and the enclosure at 3 m³ s⁻¹ as well as active water cooling of the mounting bars of the halogen lamps and of the filter in front of the arc lamps. Regular steady-state actinometry experiments were conducted through the entire campaign and indicated a photolysis rate of NO_2 ($J\text{NO}_2$) in the range of $1.83\text{--}3 \times 10^{-3} \text{ s}^{-1}$ during the experimental period. Photolysis of NO_2 leads to O_3 formation, which further photolyses to produce OH radicals in our moist experiments. Humidity and temperature are controlled by the humidifier and by controlling the air-conditioning set point during the experiment. It is continuously monitored using a dew-point hygrometer and a series of thermocouples and resistance probes throughout the chamber. Additional online instruments included a semi-continuous gas chromatography mass spec-

trometer (GCMS) for VOC measurement (Minaeian, 2017), a water-based condensation particle counter, a differential mobility particle sizer (DMPS), and an aerosol mass spectrometer (AMS) for particulate-phase compound measurement (Canagaratna et al., 2007). The filter collection, extraction, measurement, and analysis techniques are described below. Full details of the MAC characterization, experimental procedure, and instrumentation payload are provided in Shao et al. (2022).

2.2 Experimental strategy

The experimental programme was conceived using a concept of “initial iso-reactivity” towards OH, with the intention of allowing a reasonably comparable contribution of oxidation products from each VOC at the chosen concentration and experimental conditions. Clearly this does not take into account consumption by oxidants other than OH formed during the experiment (notably ozone) and also neglects the reactivity of the subsequent oxidation products. The injected precursor mass was therefore chosen according to its reactivity towards OH (Atkinson et al., 2004). SOA composition was determined using analysis of chamber filter samples by liquid chromatography–ultrahigh-resolution mass spectrometry (LC-Orbitrap MS) and automated non-targeted data processing for all single precursor and mixed VOC systems.

2.3 Experimental procedure

Programmed “pre-experiment” and “post-experiment” procedures were routinely conducted before and after each SOA experiment to minimize the possible contamination in the chamber. The pre-experiment and post-experiment are comprised of multiple automated fill–flush cycles with an approximate airflow rate of 3 m³ min⁻¹ for cleaning the chamber. The upper and lower frames were free to move vertically to expand and collapse the bag during the fill–flush cycle. Filtered air was sequentially injected into and extracted from the bag, reducing contaminants in the bag with each cycle. Several instruments (e.g. WCPC, model 49C O_3 analyser, Thermo Electron Corporation; model 42i NO – NO_2 – NO_x analyser, Thermo Scientific) were continuously connected to the chamber during the pre-experiment to monitor the concentration of particles and the concentration of ozone and NO_x , as well as to ensure the bag was sufficiently clean (with all aforementioned factors close to zero) to conduct the chamber background procedure. When conducting this procedure, there were no reactants in the bag and the bag was stabilized for at least an hour for the instruments to establish the baseline of the clean chamber. In the following stage, VOC precursor(s), NO_x , and seed particles were injected into the chamber sequentially in dark conditions and the chamber remained steady for an hour for the instruments to obtain a baseline of the initial chamber conditions (e.g. experimental background) before the SOA experiment. The

baselines of the chamber background and experimental background were subsequently subtracted from the experimental measurements.

Ammonium sulfate seed particles were generated via atomization from ammonium sulfate solution (Puratic, 99.999 % purity) using a Topaz model ATM 230 aerosol generator. The concentration of seed particles in the chamber was controlled by altering the injection time and concentration of the prepared solution (0.01 g mL^{-1}). The accumulating seed particles are injected into the stainless-steel residence chamber for 1 min, then diverted into the main chamber injection flow for 30 s during the final fill cycle of the pre-experiment procedure. The liquid α -pinene, isoprene, and *o*-cresol (Sigma Aldrich, GC grade ≥ 99.99 % purity) were injected as required through the septum of a heated glass bulb and evaporated into an N_2 carrier flow into the chamber during this final fill along with NO_x as NO_2 from a cylinder, also carried by N_2 . The injected VOC mass was calculated using the “initial OH iso-reactivity” approach described above. Photochemistry was initiated by irradiating the VOC at a moderate VOC/ NO_x ratio using the lamps as described above. The temperature and relative humidity conditions were controlled at $50\% \pm 5\%$ and $24 \pm 2^\circ$, respectively, during the experiment. The concentration of NO_x and O_3 , the particle number concentration, and particle mass concentration were monitored during the experiment using the online instruments. SOA particles were collected on a blank filter (Whatman quartz microfiber, 47 mm) mounted in a bespoke holder built into the flush pipework by flushing the remaining chamber contents after a 6 h experiment. The filters were then wrapped in foil and stored at -18°C prior to analysis. Quartz-fibre filters were pre-conditioned by heating in a furnace at 550°C for 5.5 h. It is noted that both positive (conversion of gas-phase organics to particulate form) and negative (volatilization of particulate organic compounds) artefacts are possible during collection of particulate matter during filter sampling, resulting in overestimation and underestimation of particulate organic carbon, respectively. The samples were rapidly collected in our experiments (emptying the chamber through the filter in 5 or 6 min), precluding the ability to effectively denude gases at the flow rate. Whilst gases may be adsorbed or adsorbed on the filters, it is challenging to quantify these impacts. Formation of products of reactions in the particles themselves could also occur after gas-particle collisions during the experiment with a much longer residence time in the chamber.

Du et al. (2021) combined online (FIGAERO-CIMS) and offline mass spectrometric (LC-Orbitrap MS) techniques to characterize the chemical composition in the same systems. It was reported that the distribution of particle-phase products is highly consistent between the I-CIMS and LC-Orbitrap MS negative ionization mode for the α -pinene SOA products, suggesting nearly negligible (or at least comparable) gas-phase absorption artefacts introduced during filter collection in both techniques.

Actinometry and off-gassing experiments were conducted regularly after several of SOA experiments to establish the consistency of the chamber's performance, evaluate the effectiveness of the cleaning procedure, and confirm cleanliness of the chamber. “Background” filters were collected from the actinometry and off-gassing experiments. A summary of experimental conditions is given in Table 1.

2.4 Offline analysis of the filter samples

2.4.1 Sample preparation

Filter samples of SOA particles were extracted using the following procedure. Each filter was cut into small pieces into a pre-cleaned 20 mL scintillation vial. A total of 4 mL (Fisher Scientific FB15051) of methanol (Optima LC-MS grade, Thermo Fisher Scientific) was added to the vial. The sample was then wrapped in foil and left for 2 h at ambient temperature. It was then sonicated for 30 min and the extractant filtered through a $0.22 \mu\text{m}$ pore size polyvinylidene difluoride (PVDF) filter using a BD PlasticPak syringe. An additional 1 mL of methanol was added to the vial and filtered through the same syringe membrane to minimize sample loss. The filtered extractant was then evaporated to dryness using solvent evaporator (Biotage, model V10) at 36°C and 8 mbar pressure and redissolved in 1 mL of 90 : 10 water-methanol (Optima LC-MS grade) for LC-Orbitrap MS analysis. The efficiency of the aerosol extraction procedure using non-targeted analysis in this study is difficult to determine owing to the limitation of unknown compound identification. Few molecules of the thousands detected can be identified in the analytical standards for SOA products. It is also difficult to determine sample extraction recoveries since compounds have different recovery efficiencies determined by their molecular structure (Priego-Capote and Luque de Castro, 2004). Much further work on the recovery efficiency is required to quantify potential losses and provide insights into the quality of the extraction procedure.

2.4.2 Liquid chromatography–mass spectrometry analysis

Samples were analysed using ultra-performance liquid chromatography–ultrahigh-resolution mass spectrometry (Dionex 3000, Orbitrap QExactive, Thermo Fisher Scientific). A reverse-phase C18 column (aQ Accucore, Thermo Fisher Scientific) of 100 mm (long) \times 2.1 mm (wide) with a $2.6 \mu\text{m}$ particle size was used for compound separation. The flow rate was set to 0.3 mL min^{-1} , with $2 \mu\text{L}$ sample injection volume. The autosampler temperature was set to 4°C and the column at 40°C . The mobile-phase solvent included (a) water and (b) methanol that both contain 0.1 % (*v/v*) formic acid (Sigma Aldrich, 99 % purity). Gradient elution was performed starting at 90 % (a) with a 1 min post-injection hold, decreasing to 10 % (a) over 26 min, before returning to the initial mobile-phase conditions at 28 min,

Table 1. Experimental descriptions, VOC mixing ratios, VOC : NO_x ratio, and mass concentration of seed particles in the chamber.

Experiment type	Experiment	Experimental conditions		
		Nominal VOC (ppbv)	Nominal VOC : NO _x	Mass conc. (NH ₄) ₂ SO ₄ (μg m ⁻³)
Single precursor	(a)	α-pinene: 309	7.7	72.6
	(b)	isoprene: 164	7.1	101.9
	(c)	<i>o</i> -cresol: 400	9.1	47.8
Mixed precursors (binary)	(d)	α-pinene: 155 isoprene: 82	9.9	50.5
	(e)	α-pinene: 155 <i>o</i> -cresol: 200	–	42.5
	(f)	isoprene: 82 <i>o</i> -cresol: 200	8.3	49.6
Mixed precursors (ternary)	(g)	α-pinene: 103 isoprene: 55 <i>o</i> -cresol: 133	3.7	45.8

followed by a 2 min column re-equilibration. Electrospray ionization (ESI) was used with a mass-to-charge (m/z) scan range of 85 to 750. The ESI parameters were set as follows: 320 °C for capillary and auxiliary gas temperature as well as 70 (arbitrary units) and 3 (arbitrary units) flow rate for sheath gas and auxiliary gas, respectively (Pereira et al., 2021). Compound fragmentation was achieved using higher-energy collision-induced dissociation (MS²). A fragmentation spectrum is generated for each selected precursor, which allows structural identification through the elucidation of fragmentation patterns (McLuckey and Wells, 2001). These fragmentation spectra can aid in the structural identification of isomeric species (i.e. compounds with the same molecular formula but different structural arrangement). Accurate mass calibration was performed prior to sample analysis in positive and negative ESI mode using the manufacturer recommended calibrants (Thermo Scientific). A procedural control (i.e. pre-conditioned blank filter subject to the same sample extraction procedure) was analysed, along with solvent blanks (consisting of 90 : 10 water–methanol), which were frequently run throughout the sample analysis sequence, allowing any instrument or extraction artefacts to be detected. Automated non-targeted data analysis was performed using Compound Discoverer version 2.1 (Thermo Fisher Scientific). Full details of the data processing methodology can be found in Pereira et al. (2021). Briefly, the chemical information on all detected compounds in each sample data file is extracted. The method provides molecular formulae assignment of detected compounds using the following elemental restrictions: unlimited carbon, hydrogen, and oxygen atoms, up to 5 nitrogen and sulfur atoms, and in positive ionization mode 2 sodium and 1 potassium atom are also allowed (sodium and potassium are typically introduced into the samples via

glassware). Molecular formulae were attributed if the mass error < 3 ppm, signal-to-noise ratio > 3, and the isotopic intensity tolerance was within ±30 % of the measured and theoretical isotopic abundance. Instrument artefacts and compounds detected in the background filter were removed from sample data if the same detected molecular species had a retention time within 0.1 min and sample / artefact or background peak area ratio < 3. Any compounds detected in the sample and background data with a sample / background peak area ratio > 3 were conserved in the sample dataset after subtracting the background peak area (new peak area = sample peak area – background peak area). The automated Python programme generates a list of detected compounds, assigned molecular formulae, and tentatively assigned mass spectral library identifications (see Pereira et al., 2021, for further information). The mass spectra for both ESI modes from each VOC system are shown in the Supplement (Figs. S1 and S2).

To provide confidence in the components in each system detected by the non-targeted method, only those compounds found in all three replicate experiments (two in the single precursor isoprene and binary *o*-cresol–isoprene systems) and not found in any background “clean” experiments were attributed to a particular single precursor or mixed system. The approach taken thus ensures the most conservative assignment of compounds to a particular precursor system. Where quantities are analysed and presented from “representative” experiments, only those relating to compounds found in all replicate experiments are confidently attributed to this particular system. Compounds that were found above the detection limit in only a subset of the experiments in a single system were not attributed to the system and were considered “inconclusive”. Moreover, the common compounds were only considered to be the same detected molecular species if they

had a retention time within 0.1 min and sample / artefact peak area ratio > 3 in all replicate experiments. Section 3.2.1 and 3.2.3 only consider the compounds which can be confidently attributed to a particular system. For the elemental characterization in Sect. 3.2.2, both the confident and inconclusive components are presented, with only the compounds confidently attributed analysed according to carbon number.

3 Results and discussion

3.1 SOA particle mass formation in the experiments

The formation of SOA particle mass in the seven experimental systems is shown alongside the VOC concentration as well as NO_x and O₃ mixing ratio time series in Fig. 1. As shown in Fig. 1a, the particle wall-loss-corrected SOA mass in all α -pinene-containing systems reaches a maximum value within the 6 h experimental timeframe. α -Pinene produced the highest SOA particle mass ($\sim 400 \mu\text{g m}^{-3}$) of all systems at nominal “full” VOC reactivity with the most rapid onset and rate of mass formation. The SOA particle mass continued to increase at the end of the experiment in the single VOC *o*-cresol and binary isoprene–*o*-cresol systems. No measurable SOA particle mass above background ($\sim 0 \mu\text{g m}^{-3}$) was produced within the 6 h duration in any single VOC precursor isoprene experiment.

As shown in Fig. 1b, NO_x was observed to decay in all systems wherein significant SOA mass was formed, but little NO_x consumption was observed in the single isoprene system or in the binary isoprene–*o*-cresol mixture. The reduction of NO_x will result from (i) reaction between OH radicals and NO₂, leading to HNO₃ formation with subsequent loss to the chamber walls or particles as inorganic nitrates. It will also result from (ii) termination reactions between NO and RO₂ radicals or NO₂ and RO₂ radicals, leading to formation of nitrogen-containing organic (NOROO₂ and NO₂ROO₂) compounds (Atkinson, 2000).

Noting that there was no O₃ initially in any experiment, Fig. 1c illustrates ozone concentration time series in each system. Ozone can be seen to increase during the initial stage in most experiments, with most modest rises in the single *o*-cresol and binary isoprene–*o*-cresol systems. An initial rise is expected owing to the fairly rapid photolysis of NO₂ tending towards a photo-stationary state (PSS) between NO₂, NO, and O₃. The onset of VOC oxidation will result in the consumption of O₃ when unsaturated α -pinene and isoprene are present. At the same time, NO will react with RO₂ and HO₂ radicals formed in the VOC degradation, resulting in NO₂ and OH radical formation. The reduction in the proportion of NO reacting with O₃ and photolysis of the NO₂ produced results in net O₃ production and deviation from PSS.

The time profiles of the VOC concentration from experiments in all single and mixed precursor systems are shown in Fig. 1e–f. A rapid and pronounced onset of VOC consumption in each system is observed after illumination, which is

attributable to reaction with OH radicals and O₃ in α -pinene- and isoprene-containing systems. Panels (d) to (f), which are plotted logarithmically for clarity, show the VOC decay profile in each experiment, reflecting their differences in reactivity and the variable oxidant regime in each experiment. Individual VOCs have comparable decay rates in each mixture except for (i) α -pinene in the binary α -pinene–*o*-cresol system, which had a significantly lower decay rate than it had in other α -pinene-containing systems, and (ii) isoprene, which had a faster decay rate in the binary α -pinene–isoprene system than in other isoprene-containing systems. No VOC was entirely consumed in any system by the end of the 6 h experiments, with consumption continuing until the end.

3.2 Characterization of components by LC-Orbitrap MS

3.2.1 Characterization by number of discrete compounds in each system

The number of discrete peaks extracted using the Compound Discoverer software from the LC-Orbitrap MS data for all experiments in each SOA system is listed in Table 2 and illustrated using Venn diagrams showing the compounds found in more than one system (henceforth referred to as “common” compounds) and those found solely in a single system (referred to as “unique”) in Figs. 2 and 3 (in negative and positive ionization modes, respectively).

As seen in Table 2, all α -pinene-containing systems were found to contain a greater number of compounds than any system not containing α -pinene. The binary α -pinene–isoprene system contained the highest number of all systems, with 377 in negative ionization mode and 441 in positive ionization mode. A total of 644 total compounds were seen in the single VOC α -pinene system across both negative and positive ionization modes, which is fewer than in the binary α -pinene–isoprene system with 818 compounds but higher than the α -pinene–*o*-cresol system with 483 compounds. The total number of discrete products in the ternary system is lower than in the single α -pinene and binary α -pinene system. The single VOC isoprene system generated the lowest total number of products of all systems above the detection limit. This is unsurprising, since undetectable mass concentration was found by the online instrumentation in these experiments. Multifunctional compounds can be detected in both negative and positive ionization mode. Negative ionization mode typically exhibits high sensitivity to compounds containing alcohol and carboxylic acid functionalities, whereas positive ionization mode typically has a greater affinity for compounds with functional groups that are readily protonated (e.g. -NH-, -O-, or -S-, -CH₂-, -C=O-, SO₂ group) (Glasius et al., 1999; Steckel and Schlosser, 2019).

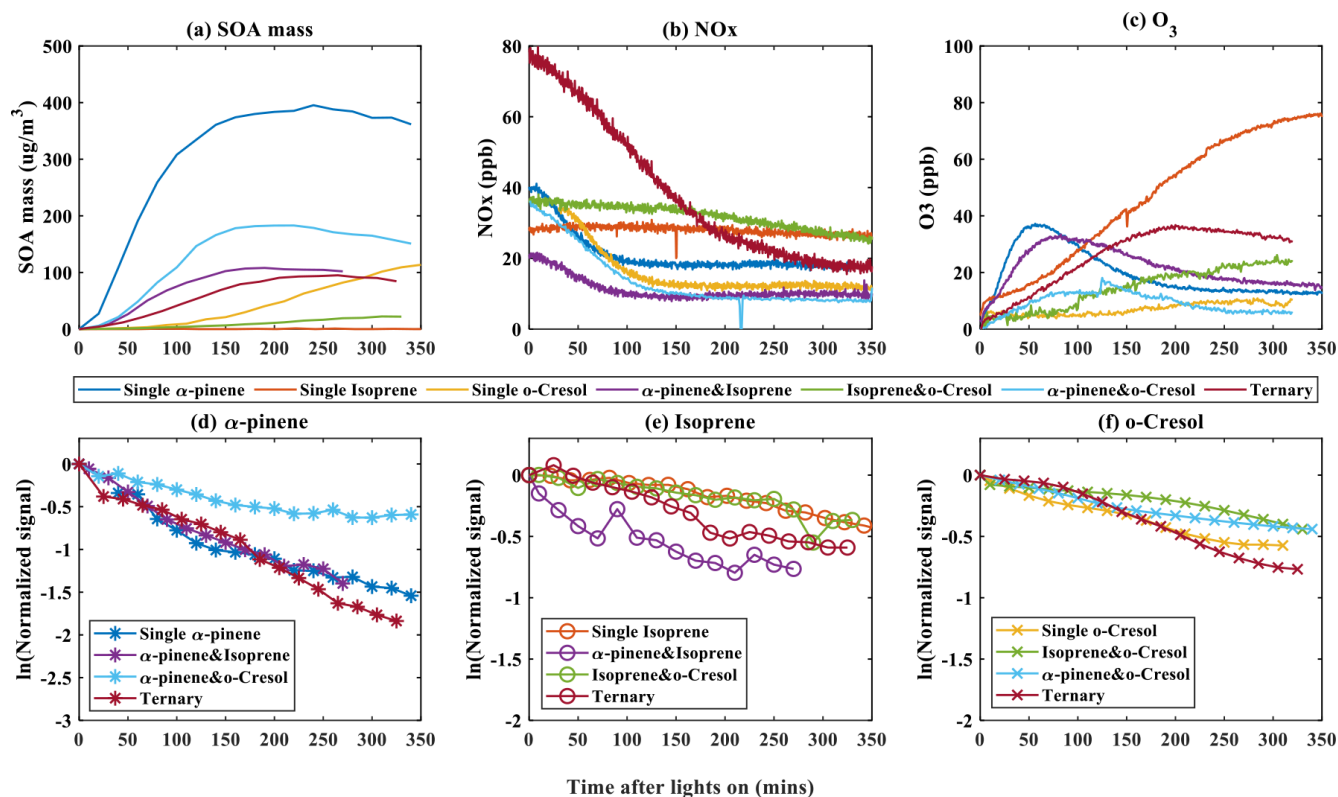


Figure 1. Evolution of gas and total SOA particle mass measurements during the photo-oxidation of VOCs after chamber illumination. (a) The SOA mass was measured using a high-resolution time-of-flight aerosol mass spectrometer (HR-ToF-AMS) during single, binary, and ternary experiments. (b–c) Concentration of NO_x and O_3 against time in all of the single, binary, and ternary experiments. (d–f) Decay rate of VOCs across all systems for α -pinene (b), isoprene (c), and *o*-cresol (d) in single, binary, and ternary experiments, respectively.

Table 2. Number of compounds detected in an SOA sample in negative and positive ionization mode from single, binary, and ternary precursor systems.

Experiment	Number of detected compounds	
	Negative mode	Positive mode
α -Pinene	282	362
Isoprene	28	68
<i>o</i> -Cresol	84	53
α -Pinene–isoprene	377	441
α -Pinene– <i>o</i> -cresol	339	144
<i>o</i> -Cresol–isoprene	72	87
α -Pinene–isoprene– <i>o</i> -cresol	112	188

(a) Negative ionization mode

Figure 2 shows a Venn diagram of the number of discrete compounds identified in negative ionization mode in each of the individual and binary precursor experiments. Figure 2a and b show that the number of discrete compounds from α -

pinene dominated those found in the binary mixture system compared to those from the other precursors. 182 compounds found in all α -pinene single precursor experiments were also found in the binary α -pinene–isoprene mixed system, which is approximately 45 times greater than the four compounds also found in all single isoprene experiments. Similarly, 99 common compounds were found between the single precursor α -pinene experiments and those found in the binary α -pinene–*o*-cresol system, which is roughly 3 times higher than the number of *o*-cresol-derived products that were also found in binary mixed system. More than half of the total number of compounds in the α -pinene–isoprene and α -pinene–*o*-cresol binary systems were unique to the mixtures and not observed in any of single precursor experiments. In the isoprene–*o*-cresol system a lower total number of compounds were detected in every repeat experiment, with more compounds in the mixture also found in the *o*-cresol system than the isoprene system (Fig. 2c).

(b) Positive ionization mode

Figure 3 shows the number of discrete SOA compounds identified in positive ionization mode in the single and binary systems. There are 226 compounds found in all α -pinene sin-

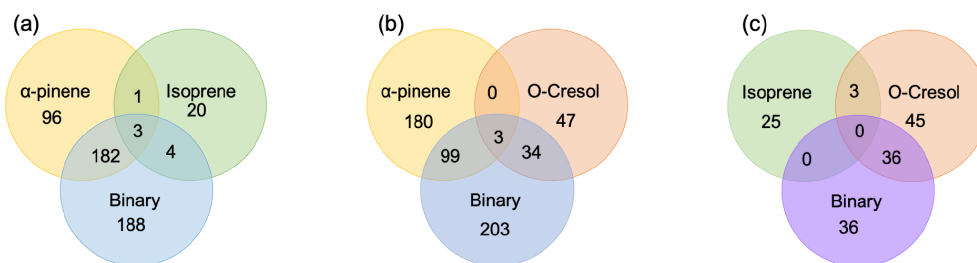


Figure 2. Number of common discrete compounds and unique compounds in single and binary precursor mixed experiments detected by negative-ionization-mode LC-Orbitrap MS. Products are considered identical in the mixed and single precursor systems if the compound has the same empirical formula and a retention time difference < 0.1 min.

gle precursor experiments that were also found in the binary α -pinene–isoprene system, which is about 32 times more than also found in the isoprene-only experiments (Fig. 3a). A total of 48 α -pinene-derived compounds were also found in the binary α -pinene–*o*-cresol system, which is 16 times greater than those also found in all *o*-cresol-only experiments (Fig. 3b). In both α -pinene-containing binary mixtures, around or more than half of all detected compounds were unique to the mixture. In the binary isoprene–*o*-cresol system shown in Fig. 3c, *o*-cresol-derived compounds were more numerous than those in the isoprene experiments, with 23 compounds observed.

The Venn diagrams for both ionization modes indicate the importance of α -pinene oxidation products in both binary systems, with a large number of binary SOA compounds found to be present in the single precursor α -pinene system. In contrast, there are few common compounds observed between single isoprene and binary systems, possibly a result of the majority of isoprene-derived products remaining in the gas phase or the isoprene products participating in cross-product formation in mixed precursor systems.

3.2.2 Characterization of organic particulates by elemental groups

Negative ionization mode

Elemental groupings are used here to provide insights into the SOA chemical composition in each system. All detected molecular formulae in each system were classified into four categories based on their elemental compositions, which are CHO, CHON, CHOS, and CHONS (C, H, O, N, and S corresponding to the atoms in the molecule), and separated into seven carbon number categories. The measured peak area of each compound was normalized to the total sample peak area as shown in Fig. 4 and described in Pereira et al. (2021). Figure 4 presents the signal fraction of compounds in representative experiments that can be confidently attributed as found in each of the systems (i.e. that are found in every repeat experiment in this system) in the coloured stacked bars according to their carbon number and classified according to their elemental groupings. The fractional contributions of

compounds that are confidently stated are similar for each experiment in a particular system. Also shown in the grey bar is the signal fraction of compounds that are inconclusively found in the experiment in each system classified by elemental grouping, but not found in all repeat experiments or the chamber background experiment.

(a) α -Pinene

As shown in Fig. 1a, the SOA particle mass produced in the single precursor α -pinene system was greater than in any other system at $\sim 362 \mu\text{g m}^{-3}$. In the α -pinene single precursor representative experiment, $\sim 55.6\%$ of the signal was found in molecules containing only C, H, and O atoms, with the majority consisting of 6 to 10 carbon atoms (47.5%). Larger compounds were also observed with carbon numbers ranging from C_{16} to C_{20} (representing 6.1% of the total signal fraction; Fig. 4a). Compounds confidently found in the system in the CHON, CHONS, and CHOS groupings represented 10.8%, 5.2%, and 3.2% of the signal abundance, respectively, again concentrated at C_9 – C_{10} and C_{16} – C_{20} . C_{11} – C_{15} molecules represent 2.2% and 1.1% of the signal in the CHONS and CHOS categories, respectively. Inconclusively attributed compounds contributed 25% of the total signal abundance, with 47.6% of inconclusive compounds containing only C, H, and O atoms.

C_6 to C_{10} compounds will include those produced through both functionalization (addition oxygenated function group) and fragmentation (cleavage of C–C bond) pathways during α -pinene oxidation (Eddingsaas et al., 2012). It has been further suggested that particle-phase dimerization and oligomerization reactions (e.g. alcohol + carbonyl to form hemiacetals and acetals, hydroperoxide + carbonyl to form peroxy-hemiacetals and peroxyacetals, carboxylic acid + alcohol to form esters, and aldehyde self-reactions to form aldols) can play an important role in α -pinene oxidation (Ziemann and Atkinson, 2012; Gao et al., 2004a, b), resulting in formation of large molecules ($n\text{C} > 10$) and potentially accounting for the C_{16} to C_{20} abundance. Recent studies have additionally identified gas-phase autoxidation as playing a pivotal role in formation of highly oxygenated organic molecules (HOMs)

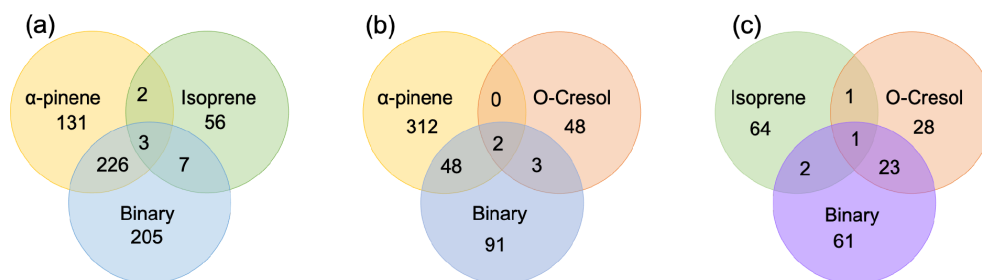


Figure 3. Number of common discrete compounds and unique compounds in single and binary precursor mixed experiments detected by positive-ionization-mode LC-Orbitrap MS. Products are considered identical in mixed and single precursor systems if a compound has the same empirical formula and the retention time difference < 0.1 min.

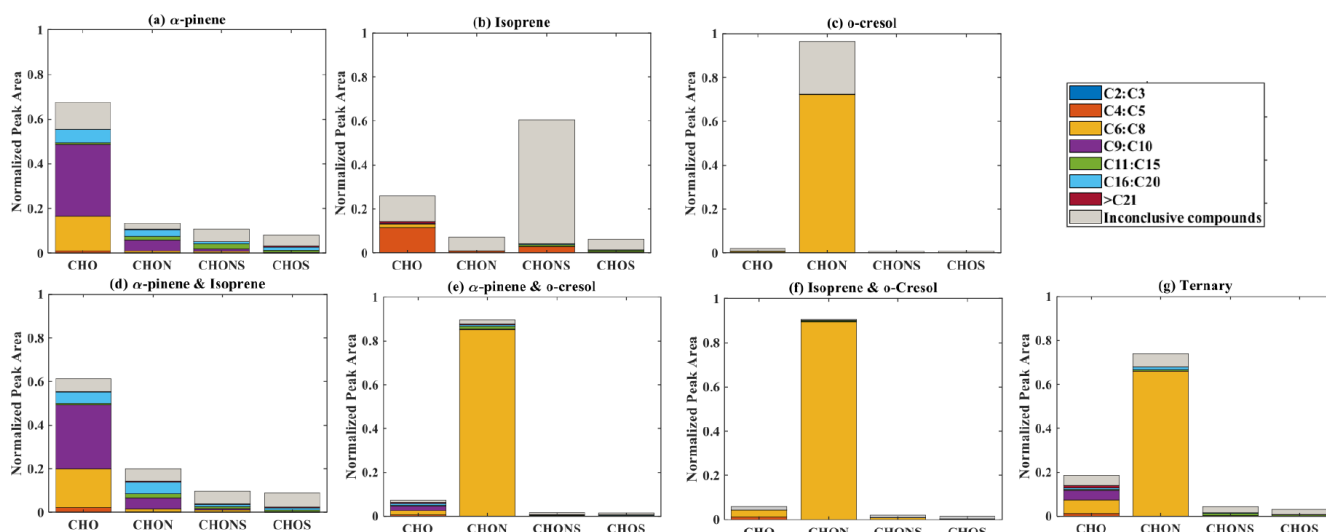


Figure 4. The normalized signal intensity distribution of different compound categories (CHO, CHON, CHOS, and CHONS) for various single and mixed precursor systems in negative-ionization-mode ESI (-) by LC-Orbitrap MS. The grey bar (inconclusive compounds) indicates the signal attributed to compounds that were not universally found in all repeat experiments.

(Tomaz et al., 2021; Crouse et al., 2013; Bianchi et al., 2019; Zhao et al., 2018). HOMs may condense on exiting seed particles or lead to new particle formation, depending on their vapour pressure (Tröstl et al., 2016). Autoxidation of RO₂ radicals in the gas phase occurs rapidly via intermolecular and/or intramolecular hydrogen abstraction, leading to formation of R radicals with subsequent O₂ addition (Mentel et al., 2015; Jokinen et al., 2014). The new RO₂ radicals can undergo further autoxidation reaction or react with RO₂ to generate dimer accretion products (Zhao et al., 2018; Berndt et al., 2018), leading to so-called highly oxygenated organic molecules (HOMs) with very low volatilities (Bianchi et al., 2019). Autoxidation may therefore contribute to CHO products with carbon numbers 16–20 in α -pinene oxidation (Berndt, 2021; Ehn et al., 2014). It has also been found that the uptake of α -pinene oxidation products on ammonium sulfate particles can lead to formation of organosulfate and nitrooxy organosulfate (Eddingsaas et al., 2012; Iinuma et al., 2009), contributing to the CHOS and CHONS groupings.

(b) Isoprene

As also seen in Fig. 1a, negligible SOA particle mass was generated in the single precursor isoprene system ($0.1 \mu\text{g m}^{-3}$, close to our chamber background), and the total signal in Fig. 4b therefore corresponds to extremely low SOA particle mass. Nevertheless, the presence of compounds in all repeat experiments but not on any filters taken in background experiments allows identification and attribution to isoprene products. Similar to the α -pinene system, compounds found in all repeat experiments containing CHO were the most abundant in the single precursor isoprene experiment shown in Fig. 4b, with a normalized sample abundance of 14.3 %, mainly comprising compounds with 4 or 5 carbon atoms. Similarly, compounds in the CHONS classification can be confidently stated to make a non-negligible contribution to the total signal fraction, with a normalized abundance of 4.1 %, also mainly comprising C₄–C₅ compounds. CHON (1 %) and CHOS (1.5 %) each contributed significantly less than the other molecular groupings. Figure 4b shows that the

majority of the signal in this single isoprene representative experiment was composed of compounds (78.9 % of the normalized total signal fraction) that were not found in all isoprene experiments (and/or were also detected in background filters) and are therefore inconclusively assigned.

The presence of C₄–C₅ CHO compounds in a single isoprene photo-oxidation system can be readily explained by established oxidation pathways. For example, it is well-known that the double bond in isoprene is oxidized to form C₄ and C₅ compounds, such as methacrolein (C₄) and C₅-hydroxycarbonyls as first-generation products, as well as 2-methylglyceric acid (C₄) and isoprene tetrol (C₅) as second-generation products (Wennberg et al., 2018; Stroud et al., 2001; Carlton et al., 2009). However, it is less clear how such small compounds readily partition to the particle phase owing to their relatively high vapour pressures, though it has been suggested that small compounds such as glyoxal (CHO-CHO) have extremely high activity coefficients when partitioning to aqueous particles, leading to low effective vapour pressures (Volkamer et al., 2009). The possibility that small detected molecules were formed in the filter sample extraction process cannot be ruled out. For example, degradation of organic compounds can be induced by ultrasonic extraction of particulate matter from filters (Miljevic et al., 2014; Mutzel et al., 2013).

The negligible SOA particle mass formed in the isoprene single precursor system is consistent with the literature observations (Kroll et al., 2005a, b, 2006; Carlton et al., 2009). However, condensed-phase reactions on acidic seeds would be expected to appreciably increase this yield (Surratt et al., 2010, 2007a; Carlton et al., 2009). The large normalized signal contribution corresponds to the high number of inconclusively assignable compounds detected in this system. Most of these inconclusive compounds contained a large number of carbon atoms ($nC > 15$). These compounds are likely to have been formed via particle-phase accretion reactions, such as oligomerization and organosulfate formation, even in the absence of acidity in our experiments, leading to low-volatility higher-molecular-weight accretion products (Berndt et al., 2019; Carlton et al., 2009). Whether these products are formed on the filter medium or are present in the suspended particle mass requires investigation. While these components are the most abundant, this still corresponds to a very small mass compared to all other systems and they were not found in all repeat experiments.

(c) *o*-Cresol

The particle wall-loss-corrected SOA mass concentration at the end of the presented *o*-cresol experiment was approximately $101 \mu\text{g m}^{-3}$ (Fig. 1a). Figure 4c shows $\sim 26.6\%$ of the normalized signal abundance in inconclusively assigned compounds, mainly in the CHON classification. However, the key characteristic in the single precursor *o*-cresol system is that the most abundant compounds that are confidently

found in all repeat experiments were found in the CHON category with between 6 and 8 carbon atoms (Fig. 4c) with around 72.1 % of the normalized signal. CHO, CHONS, and CHOS groupings comprised around 1 % of the total sample signal abundance. These three groups of compounds should not be completely neglected since the SOA particle mass concentration of this system was appreciable compared to other systems. It might be expected to find a significant contribution of CHO compounds arising from formation of organic acids (e.g. acetyl acrylic acid and glyoxylic acid) under high-NO_x *o*-cresol photo-oxidation (Schwantes et al., 2017).

Nitro-compounds retaining the carbon number of the parent VOC dominated the CHON grouping. The C₆–C₈ components were identified as methyl-nitrocatechol, C₇H₇NO₄, isomers (see Table S1). OH reaction with *o*-cresol forms various dihydroxytoluene isomers via addition of the OH group to different positions on the ring (Olariu et al., 2002). Subsequent hydrogen abstraction followed by NO₂ addition on the ring at the moderate NO_x concentrations of our experiments was a likely dominant fate of dihydroxytoluene in the current study to form the observed dihydroxy nitrotoluene. Further discussion of these isomers is presented in Sect. 3.2.3: “Negative ionization mode (c)”. Schwantes et al. (2017) reported that H abstraction was not the dominant pathway in dihydroxy toluene oxidation, with dihydroxy nitrotoluene only detected at low concentrations by CIMS, with a significant number of highly oxygenated multigenerational products (mainly CHO compounds) detected by offline direct analysis in real-time mass spectrometry (DART-MS). It should be noted that the high signal contribution of CHON compounds, dominated by nitro-aromatics in *o*-cresol photo-oxidation (Kitanovski et al., 2012), in Fig. 4c may be influenced by their high negative-mode sensitivity using electro-spray ionization (Kiontke et al., 2016; Oss et al., 2010).

(d) Binary α -pinene–isoprene mixture

The binary α -pinene–isoprene mixture generated considerable particle wall-loss-corrected SOA particle mass in all experiments ($\sim 101 \mu\text{g m}^{-3}$ in the representative one shown here), which is lower than in the single precursor α -pinene system but much higher than in the isoprene system. The distribution of elemental categories of the particle-phase products in this system was very similar to that in the single precursor α -pinene experiments, with CHO compounds dominating the total signal, mainly with between 6 and 10 carbon atoms or between 16 and 20 (Fig. 4d). The normalized signal contribution of compounds confidently found in each repeat in the CHON group was slightly increased in the binary α -pinene–isoprene system (14.4 %) compared to the single α -pinene system (10.8 %) with a modest enhancement of compounds with greater than 15 carbon atoms (from 3.3 % to 6.0 %). In addition, the contribution of large compounds ($nC > 15$) was enhanced in the CHON and CHONS

categories in the binary system compared to the single VOC α -pinene system.

This profile is consistent with the domination of the chemical composition in the mixture by α -pinene products, which is unsurprising since α -pinene is established as a much higher-yield SOA compound than isoprene, especially under neutral seed conditions (Ahlberg et al., 2017; Eddingsaas et al., 2012; Henry et al., 2012).

(e) Binary systems containing *o*-cresol

As shown in Fig. 1a, the isoprene–*o*-cresol system produces a low particle mass concentration ($\sim 22 \mu\text{g m}^{-3}$), whilst the α -pinene–*o*-cresol mixture generated the second-highest particle wall-loss-corrected SOA mass concentration ($\sim 150 \mu\text{g m}^{-3}$). Compounds found across repeat experiments in these mixtures containing *o*-cresol show the same dominance of the CHON signal as the single precursor *o*-cresol experiment (α -pinene–*o*-cresol, isoprene–*o*-cresol) (Fig. 4e and f). The contribution of CHON compounds to the total SOA increased to approximately 87.8 % and 96.0 % when α -pinene and isoprene were introduced into the mixed precursor systems, respectively. Moreover, the contribution of CHO signal intensity increased in both binary *o*-cresol mixed systems compared to the single precursor *o*-cresol system. Also, the *o*-cresol–isoprene binary mixture (Fig. 4f) showed a slightly increased proportion of signal in CHONS compounds at 1.0 % (compared with 0.6 % in the single precursor *o*-cresol system; Fig. 4c), though noting that the total mass concentration in the mixed system at the end of the experiment was a factor of 5 lower than in the single VOC *o*-cresol system.

The presence of biogenic precursors leads to additional formation of CHO compounds, while the relative signal contribution of CHON compounds is reduced in each binary system compared to the single VOC *o*-cresol system. A plausible explanation for this observation could be the increase in O_3 generated in the binary mixture, increasing the ozonolysis of first-generation *o*-cresol products with double bonds and hence a higher CHO contribution than in the sole *o*-cresol system. Overall, the negative-ionization-mode signal from the SOA components in a binary mixture containing both biogenic and anthropogenic precursors in our systems was dominated by categories of components found in the single anthropogenic precursor system, specifically the CHON group dominated by nitro-aromatics. This may be considered somewhat surprising in the case of the mixture with α -pinene, since α -pinene (as widely reported and shown in Fig. 1) produces higher SOA mass concentration than *o*-cresol under the same initial conditions as the mixture experiment.

(f) Ternary α -pinene–isoprene–*o*-cresol mixture

Figure 4g shows the group contribution of the signals in the ternary mixed VOC system corresponding to its moderately high SOA particles mass concentration ($\sim 85 \mu\text{g m}^{-3}$) shown in Fig. 1a. Across the compounds found in all repeat experiments, whilst not as completely dominant as in the *o*-cresol-containing binary systems, the substantial (65.7 %) C_6 – C_8 CHON contribution again shows that the *o*-cresol-derived nitrocatechols play a significant role. CHO compounds make a significant contribution with normalized abundance ~ 14 %. Whilst the CHON compounds mainly consist of C_6 – C_8 compounds, the CHO compounds comprise both C_6 – C_8 and C_9 – C_{10} compounds. SOA production in the ternary system appears not to be entirely driven by any single precursor, and additionally, the overwhelming negative-mode CHON dominance, which may be controlled by sensitivity of the electrospray method, does not appear to the same degree in the ternary system as it does in the *o*-cresol-containing binaries.

There was a small contribution to the CHO group from compounds with more than 15 C atoms. Whilst relatively low in normalized signal contribution, they were found in all ternary repeat experiments and can be presumed to be accretion products. As an indication of the relative contribution of accretion products to the SOA particle mass in each system, Table S2 shows the signal-attributed mass concentration of molecules with $n\text{C} > 21$ that were observed confidently in all repeat experiments by scaling the fractional signal contribution to the measured PM mass at the end of the experiment. The signal-attributed mass concentration of these large molecules is around 6, 575, and 80 times lower in the single VOC isoprene system ($0.002 \mu\text{g m}^{-3}$) than in the isoprene–*o*-cresol ($0.013 \mu\text{g m}^{-3}$), α -pinene–isoprene ($1.15 \mu\text{g m}^{-3}$), and ternary ($0.16 \mu\text{g m}^{-3}$) mixtures, respectively.

Negative ionization aggregate particle component properties

This section describes average properties of the SOA PM mass using a variety of chemical metrics including molar carbon number ($n\text{C}$), molar hydrogen to carbon ratio (H/C), oxygen to carbon ratio (O/C), average oxidation state ($\overline{\text{OSc}}$), double bond equivalent (DBE), and double bond equivalent to carbon ratio (DBE/C). The molar carbon number reflects to the average size of SOA particle components, and often the major condensed-phase products retain the same carbon number as the precursor (Romonosky et al., 2015). H/C and O/C provide summary information about chemical composition of bulk organics, and $\overline{\text{OSc}}$ corresponds to the average degree of oxidation of carbon in the organic species (value of $\overline{\text{OSc}}$ increasing upon oxidation) (Daumit et al., 2013; Safieddine and Heald, 2017). The $\overline{\text{OSc}}$ values were calculated by using $2 \cdot \text{O}/\text{C} - \text{H}/\text{C}$ for CHO, CHONS, and CHOS compounds due to the low measured abundance fractions of two species in the oxidation products we observed in

Sect. 3.2.2 Negative ionization mode and Sect. 3.2.2: “Positive ionization mode”. For CHON compounds, the equation $\overline{\text{OSc}} = 2 \cdot \text{O} / \text{C} - \text{H} / \text{C} - (\text{OS}_N \cdot \text{N} / \text{C})$ was used to determine the $\overline{\text{OSc}}$. $\text{OS}_N = +5$ if $n\text{O} \geq 3$ and $\text{OS}_N = +3$ if $n\text{O} < 3$ for CHON compounds (Kroll et al., 2011). It is common to use DBE and DBE/C to quantify the unsaturated bonds (and aromaticity) in a molecule. The DBE corresponds to the sum of unsaturated bonds (including aromatic and cycloalkene rings), and increasing DBE/C ratios indicate an increasing contribution of the signal from molecules containing aromatic rings (Koch and Dittmar, 2006).

Table 3 shows the signal-weighted chemical metrics from compounds detected in all repeat experiments in each system. All properties were normalized to the total detected compound abundance. All parameters in the single VOC α -pinene and binary α -pinene–isoprene systems are similar, consistent with the dominance of α -pinene-derived particle mass in the binary system. In contrast, the H/C value decreased from 1.46 to 1.03 and the O/C value remained constant (~ 0.5) in binary α -pinene–*o*-cresol compared to the single VOC α -pinene system. Indeed, the signal-intensity-weighted average values of all chemical parameters show that the *o*-cresol single VOC system aggregate properties are very similar to those in both *o*-cresol-containing binary systems, with an understandably high level of aromaticity (DBE/C ≥ 0.67) (Koch and Dittmar, 2006), indicating that oxidation and partitioning to the particles in the single and binary *o*-cresol systems are largely ring-preserving. The $\overline{\text{OSc}}$ value decreased from -0.55 to -0.63 in α -pinene–*o*-cresol compared to the single VOC *o*-cresol system, which suggests that less oxidized products were formed when introducing α -pinene precursors into the single *o*-cresol system. The abundance-weighted average values of all chemical parameters in the particles in the ternary mixture do not show common features with any single precursor system, with the coincidental exception of the nC and O/C value that are similar to that in the *o*-cresol system.

The weighted average number of carbons in the α -pinene experiment (~ 11) indicated that a modest accretion reaction (including oligomerization and functionalization) occurred in oxidation and that the α -pinene particle-phase oxidation products had a significant impact on the α -pinene–isoprene binary system. The average carbon number of isoprene SOA particles was larger than the isoprene precursor (C_5), implying particle-phase accretion reactions such as organosulfate formation though forming very little particle mass in the current study. The similarity of properties between the single VOC *o*-cresol system and its binary mixtures suggests that common compounds dominate the signals, and from Fig. 4c, e, and f it can be seen that these are compounds in the CHON elemental category. In addition, the DBE/C values indicate dominance of the major oxidation products in these *o*-cresol-containing systems by condensed aromatic structure, consistent with the finding in Ahlberg et al. (2017).

Positive ionization mode

Figure 5 presents the positive-ionization-mode signal fraction of compounds in representative experiments that can be confidently stated as found in each of the systems (i.e. found in every repeat experiment in this system) in the coloured stacked bars according to their carbon number and classified according to their elemental CHO, CHON, CHOS, and CHONS categories. Also shown in the grey bar is the signal fraction of compounds that are inconclusively found in the experiment in each system classified by elemental grouping, but not found in all repeat experiments or the chamber background. The fractional contributions of confidently stated products are similar for each experiment in a particular system.

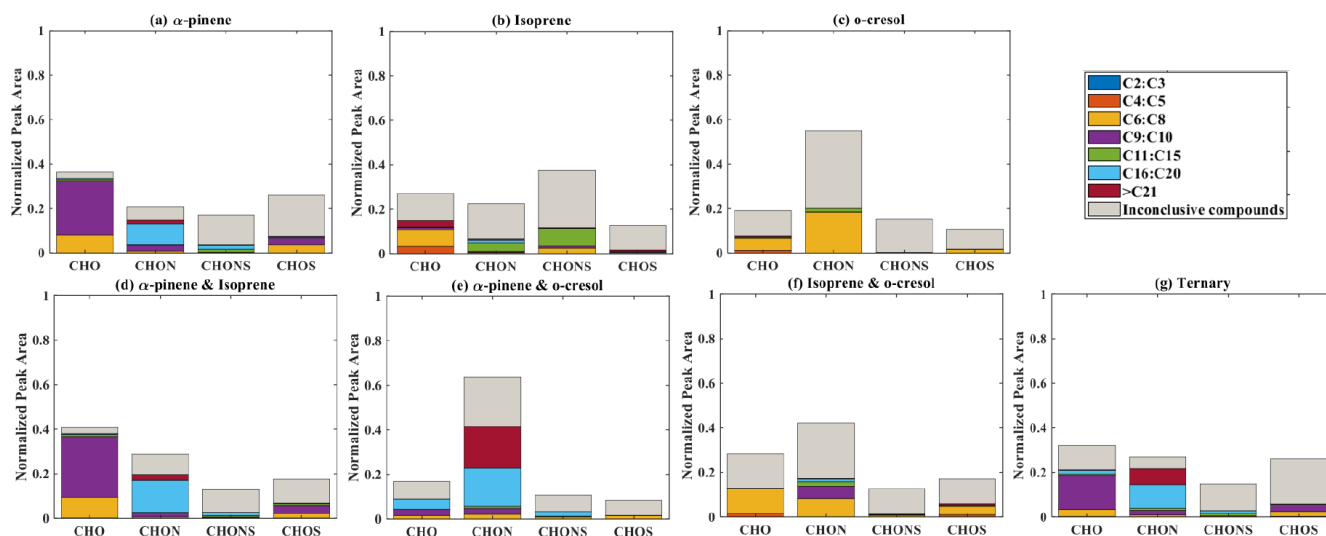
It is evident that there is a generally greater fraction of the positive-ionization-mode signal that is inconclusive than in negative ionization mode as shown in Fig. 4. This indicates larger variability in composition between repeat experiments, with some compounds not found in some repeats experiments, or a larger fraction of the signal from compounds also found on chamber background filters. Moreover, the greater fraction of “inconclusive” compounds in positive ionization mode might also be attributed to automated non-targeted method programming. For example, the automated non-targeted method is programmed such that a compound will be removed from the final detected molecule peak list when it has a signal-to-noise ratio below 3 and low measured signal abundance close to the signal-to-noise cut-off values in the replicate experiment. The automated non-targeted method also programmed the molecular formula assignment base on the isotopic pattern, wherein the isotopic intensity tolerance was within $\pm 30\%$ of the theoretical isotopic abundance. Consequently, it becomes a challenge to accurately assign a molecular formula to compounds with “large” molecular weights due to a rising number of possible formulas. The large compound could have different molecular formula assignments in “representative” and replicate experiments, though it has a similar retention time and molecular weight in both experiments.

(a) α -Pinene

In the single precursor α -pinene system (Fig. 5a), 33.5% of the total signal abundance was from CHO compounds found in each repeat experiment, with the majority of molecules containing between 6 and 10 carbon atoms. The compounds confidently found in the CHOS category provided 7.4% of the signal fraction, also mainly comprising compounds with 6 to 10 carbon atoms. The remainder of the signal was observed in CHON (14.6%) and CHONS (3.5%) categories, which were found in all repeat experiments in this system mainly comprised large compounds, with some $n\text{C} < 11$ molecules in the CHON category.

Table 3. Intensity-weighted average values from negative-ionization-mode LC-Orbitrap MS for O/C, H/C, \overline{OSc} , DBE/C, DBE, and the number of carbons present (nC) for SOA filter extracts from single and mixed precursor experiments.

Chemical parameters	α -Pinene	Isoprene	<i>o</i> -Cresol	α -Pinene– isoprene	Isoprene– <i>o</i> -cresol	α -Pinene– <i>o</i> -cresol	α -Pinene– isoprene– <i>o</i> -cresol
nC	11.57	7.08	7.01	10.63	7.03	7.56	7.75
H/C	1.46	1.27	0.99	1.46	1.00	1.03	1.08
O/C	0.51	0.81	0.57	0.52	0.48	0.52	0.55
\overline{OSc}	−0.58	0.26	−0.55	−0.57	−0.7	−0.63	−0.55
DBE/C	0.39	0.57	0.71	0.40	0.70	0.68	0.65
DBE	4.28	3.90	5.01	4.37	4.98	5.02	4.89

**Figure 5.** The normalized signal intensity distribution of different compound categories (CHO, CHON, CHOS, and CHONS) for various single and mixed precursor systems in positive ionization mode by LC-Orbitrap MS. The grey bar (inconclusive compounds) is the signal attributed to compounds that were not universally found in all repeat experiments.

The contribution of C₉ to C₁₀ molecules in the CHO and CHONS categories is consistent with previous studies of α -pinene ozonolysis and OH oxidation in the presence of NO_x and seed particles (Winterhalter et al., 2003, Yasmeen et al., 2012). The signal contribution of CHO compounds and CHOS with carbon numbers 6 to 8 suggested that fragmentation plays an important role. It is likely that these compounds formed from fragmentation of alkoxy radicals (RO₂ + NO → RO + NO₂) (Pullinen et al., 2020).

The CHOS and CHONS compounds may be attributed to esterification of α -pinene SOA. Experimental results from Surratt et al. (2007b) reported that sulfate esters and/or their derivatives have a significant contribution to SOA formation of α -pinene photo-oxidation in the presence of ammonium sulfate seed. The large molecules in CHON and CHONS groups suggest the occurrence of accretion reactions between peroxy-peroxy radicals containing nitrogen and sulfur (RO₂ + R'O₂ → ROOR' + O₂) (Pullinen et al., 2020).

(b) Isoprene

Considering only the compounds found in all repeat experiments and not on the background filter, the dominant contribution in the isoprene signal in the single VOC photo-oxidation system was observed in the CHO category with a normalized signal of 14.8 %, with molecules mostly comprising 5–8 carbon atoms or larger molecules with carbon number greater than 9 (Fig. 5b). CHONS compounds are the next-largest constituent, with 11.7 % of the total signal. More than half of the CHONS signal is from large molecules (nC > 11), and the rest of the CHONS compounds mainly comprise molecules with carbon numbers of 6 to 10. The remainder of the signal was found in the CHON and CHOS categories with a carbon number greater than 11. Compounds which could not be confidently attributed to the isoprene system owing to their sole presence in every repeat experiment made a significant contribution (~ 65 %) to the total signal, though an even greater fraction of inconclusive signal (78.9 %) was

observed in negative ionization mode (likely resulting from the extremely low total mass yield).

Clearly, accretion reactions dominated the isoprene system in the positive (as well as negative) ionization modes. The contribution of CHONS compounds to total SOA is consistent with the formation of organosulfate and nitrooxy organosulfate by uptake of isoprene oxides on ammonium sulfate particles (Surratt et al., 2007b, a). Moreover, the presence of C₄–C₅ molecules in CHO categories could be simply explained by the gas-phase oxidation pathway of isoprene, though as with the negative-mode samples, it is unclear why such small molecules partition to the particle phase. A possible interpretation is that weakly bound large molecules fragment during LC-Orbitrap MS analysis and/or due to the possibly gas-phase filter absorption (Lopez-Hilfiker et al., 2016).

(c) *o*-Cresol

Figure 5c shows that approximately 20 % of the signal is in the CHON category in the single VOC *o*-cresol system. The majority (18.3 %) of the signal from confidently attributable molecules found in all repeat experiments in this CHON category contains 6 to 8 carbon atoms. The signal in the CHO and CHOS categories is similarly dominated by compounds containing 6 to 8 carbon atoms with fractional contributions of 5.4 % and 1.7 %, respectively. Specifically, the C₇ compounds have fractional signal contributions of 3.8 %, which is approximately 3 times higher than C₆ (1.1 %) and about 12 times higher than C₈ molecules (0.3 %) in CHO categories. In the CHOS categories, C₆ organic species (1.3 %) made the dominant contribution compared to C₇ (0.3 %) and C₈ (0.05 %) species. The CHONS category in this system almost entirely comprised molecules that were not found in all repeat experiments and are therefore considered inconclusive in this analysis.

Compounds found in all repeat experiments with between 11 and 15 carbon atoms in the CHON category account for 1.6 % of the signal (with C₁₄ 1.5 % and C_{11–12} 0.1 %). It is likely that the majority of the C₁₁ to C₁₅ signal is attributed to C₇ dimers.

C_{6–8} CHON compounds are likely to be second-generation *o*-cresol oxidation products such as dihydroxy nitrotoluene, which are also detected in negative ionization mode as a result of being both protonated and deprotonated. The CHO compound present in this study might have some contribution from multigenerational products generated from decomposition of bicyclic intermediate compounds formed from OH oxidation of *o*-cresol, as reported by Schwantes et al. (2017), but they are probably mainly dihydroxy toluene compounds, which have been reported with a 70 % yield from *o*-cresol oxidation (Olariu et al., 2002). Decomposition of bicyclic intermediate compounds leading to formation of unsaturated carbonyl molecules could form oligomeric species, resulting in formation of the C_{11–15} molecules in the CHO and CHON groups.

(d) Binary α -pinene–isoprene mixture

The elemental categories in the binary α -pinene–isoprene samples shown in Fig. 5d indicate high similarity to the single VOC α -pinene system (Fig. 5a), with CHO compounds dominating the total signal and predominantly containing 9 to 10 carbon atoms, but with some fragmentation to C₆–C₈. The signal intensity of CHOS compounds was reduced by 0.7 % of the total signal in the binary system (Fig. 5d) compared to the single VOC α -pinene system (Fig. 5a), mostly in the C₆–C₈ signal. In contrast, the signal intensity of CHON components is 19.7 % of the total in the binary system, which is 5.1 % higher than in the single VOC α -pinene system, with enhancement in molecules with a carbon number > 16.

The similarity in the elemental categorization between the single VOC α -pinene and binary α -pinene–isoprene system again supports the contention that α -pinene components dominate the total signal in the binary system. However, the enhancement of CHON compound intensity in the binary system possible implies an increase in the RO₂ / NO₂ or RO₂ / NO termination pathways, leading to stronger organic nitrate formation. A large fraction of the signal from molecules with a carbon number greater than 16 in this binary system might be attributed to dimerization of gas-phase nitrated highly oxidized molecules.

(e) Binary systems containing *o*-cresol

The distribution of SOA products from α -pinene–*o*-cresol (Fig. 5e) and isoprene–*o*-cresol binary systems (Fig. 5f) shows obvious differences compared to the corresponding single precursor systems. In the α -pinene–*o*-cresol binary system, the dominant signal intensity was contributed by CHON compounds, and they mainly comprise molecules with more than 16 carbon atoms. The rest of the signal was found in the CHO (9.0 %), CHOS (1.6 %), and CHONS (3.3 %) categories, while compounds with nC >= 9 made up a significant proportion. In the isoprene–*o*-cresol system, most of the compounds were in the CHON category (17.2 %), and the majority of them were composed of 6 to 10 carbon atoms. C₉–C₁₅ molecules also made a non-negligible contribution in CHON compounds (7.4 %). The remainder of the signal was found in the CHO (12.9 %), CHONS (1.3 %), and CHOS (5.8 %) categories, again concentrated at C_{6–8}.

Lack of similarities between *o*-cresol-containing binary systems and the corresponding sole precursor systems in the positive ionization mode suggests a significant contribution to the signal from the unique compounds shown in Fig. 3 exerting some control over the elemental composition of SOA in binary systems. For instance, cross-products from α -pinene and *o*-cresol gas- or particle-phase oxidation probably contribute to the high-carbon-number compounds in the binary system. In the isoprene–*o*-cresol system, high C₆–C₈ contributions in all categories were likely from *o*-cresol,

though the other contributions were dissimilar to the individual precursor systems.

(f) Ternary α -pinene–isoprene–*o*-cresol mixture

The distribution of SOA products in the ternary system (Fig. 5g) was very similar to the single precursor α -pinene experiments (Fig. 5a). The dominant compounds were found in the CHO categories with a signal intensity of 21.1 %, most of them with 6 to 10 carbon atoms. The 17.5 % signal contribution of molecules with carbon numbers greater than C_{16} in CHON is 7.2 % higher than the signal intensity of CHON molecules with carbon number > 16 in the single precursor α -pinene system (10.3 %).

The most notable difference between the positive-mode signal in the ternary system and the single precursor systems was the high contribution of molecules with $nC > 21$ in the CHON category. As an indication of the relative contribution of accretion products to the SOA particle mass in each system, Table S2 shows that the signal-attributed mass concentration of molecules ($nC > 21$) in the single VOC isoprene system, at $0.016 \mu\text{g m}^{-3}$, is significantly lower than in the α -pinene–*o*-cresol binary ($2.85 \mu\text{g m}^{-3}$) and is about 8 times less than in the isoprene–*o*-cresol binary ($0.14 \mu\text{g m}^{-3}$) and 70 times less than the ternary ($1.10 \mu\text{g m}^{-3}$) systems, which is comparable to the single precursor α -pinene system ($1.34 \mu\text{g m}^{-3}$). The SOA particle products of the ternary system are mainly attributable to α -pinene oxidation and accretion reactions, possibly across different precursor products, leading to high-carbon-number nitrogen-containing compounds.

Positive ionization aggregate particle component properties

Table 4 shows the intensity-weighted average values for compounds detected in positive ionization mode in all repeat experiments of individual SOA systems. All properties were normalized to the total detected compound abundance. Clearly, the nC values in all three single VOC systems were higher than their precursor's carbon number. For example, the nC value in isoprene SOA is 11.73, which is 2 times higher than carbon number of isoprene (C_5). In the binary α -pinene–isoprene system, the nC (11.90) was slightly higher than in the single α -pinene system (11.55) and in the single isoprene system, suggesting a contribution from each. The \overline{OSc} values seem comparable in both single systems and binary α -pinene–isoprene systems. The average value of nC in the binary α -pinene–*o*-cresol system (17.88) was significantly higher than in the single VOC α -pinene (11.55) and *o*-cresol systems (7.61). The O/C values in the binary α -pinene–*o*-cresol system were approximately 0.15 lower than the sole α -pinene and *o*-cresol system, while the H/C values in the binary α -pinene–*o*-cresol system are comparable to single α -pinene and about ~ 0.4 times higher than the

sole *o*-cresol system. The average value of nC in the binary isoprene–*o*-cresol system (8.43) was lower than sole isoprene systems ($nC = 11.73$) but higher than the single *o*-cresol system ($nC = 7.61$). The signal-intensity-weighted values for all chemical parameters in the ternary mixture show no obvious similarity to those in any sole precursor system, with the exception of the DBE/C parameter.

It is apparent in the positive mode that accretion reactions occurred, and its products play an essential role in single isoprene systems, binary α -pinene-containing systems, and the ternary system. It cannot be discounted that chemical transformation may occur during filter sample preparation, which might impact the intensity-weighted average values of various chemical properties. Moreover, although some of the chemical parameters in the binary system show similar values compared to single precursor systems, the significant differences between mixed systems and those of the individual precursors imply that categories of components in the mixed systems were controlled by the compounds that were unique to the mixture and not found in the single precursor systems.

Insights from the combination of positive- and negative-mode elemental categorization of signal contribution

Considering the results of both negative and positive ionization modes, the α -pinene-derived compounds unsurprisingly dominate the elemental categorization of the binary α -pinene–isoprene binary system, since α -pinene produced a much greater mass concentration than isoprene. The average carbon number in positive ionization mode (Tables 3 and 4) shows that SOA formation in the binary α -pinene–isoprene binary system involves similar accretion products as found in the single VOC α -pinene system. Whilst *o*-cresol generated appreciable SOA particle mass concentration, this was still significantly lower than in the single α -pinene system. However, the negative-mode analysis suggests that *o*-cresol oxidation products can make a more significant contribution than α -pinene products, notwithstanding the particularly high sensitivity to aromatic nitro-compounds, which make a high contribution to the *o*-cresol CHON category. The positive mode, being sensitive to a different subset of the compounds, differs to the observations in negative ionization mode. The observation in positive mode reveals that SOA elemental composition in the binary *o*-cresol– α -pinene system is not driven by any single precursor's oxidation products but by the new compounds that appear to be *o*-cresol– α -pinene large molecular cross-products. Approximately half of the compounds were unique in the binary *o*-cresol– α -pinene system in both positive and negative modes (Figs. 2b and 3b). In the *o*-cresol–isoprene system, it may be expected that the elemental composition was driven by the *o*-cresol since the isoprene oxidation produced very little particulate mass compared to that of *o*-cresol. Negative ionization results were consistent with this, though positive mode indicated an ad-

Table 4. Intensity-weighted average values obtained from positive-ionization-mode LC-Orbitrap MS for O/C, H/C, $\overline{\text{OSc}}$, DBE, and the number of carbons (nC) present for SOA filter extracts from the single and mixed precursor experiments.

Chemical parameters	α -Pinene	Isoprene	<i>o</i> -Cresol	α -Pinene–isoprene	Isoprene– <i>o</i> -cresol	α -Pinene– <i>o</i> -cresol	α -Pinene–isoprene– <i>o</i> -cresol
nC	11.55	11.73	7.61	11.90	8.43	17.88	13.69
H/C	1.56	1.65	1.09	1.54	1.25	1.55	1.52
O/C	0.32	0.36	0.36	0.29	0.46	0.17	0.23
$\overline{\text{OSc}}$	−0.95	−1.00	−0.66	−1.03	−0.50	−1.38	−1.17
DBE/C	0.32	0.32	0.64	0.33	0.54	0.31	0.33
DBE	3.72	3.15	4.82	3.86	4.28	5.49	4.55

ditional significant contribution from *o*-cresol–isoprene large molecular cross-products. Overall, SOA particle formation in binary systems can be seen to be mainly dependent on high-yield precursors but is also influenced by the interaction between products of the individual precursors, with the unique compounds making a greater contribution than any sole precursor's products in positive ionization mode of the *o*-cresol– α -pinene system. In the ternary system, the elemental composition has a striking resemblance to the single α -pinene system in positive ionization mode, but in negative ionization mode, there was little similarity with any single precursor system, with all three precursors contributing. On the other hand, the elemental grouping results clearly show that the compounds that were not present in all repeat experiments and are hence inconclusively attributable in all precursor systems made non-negligible contributions in both modes (especially in positive ionization), suggesting that the repeatability of SOA chemical composition in each system is not ideal. This may be an artefact of the inherent difficulty of precisely replicating operating process during chamber experiments. It should not affect the analysis of SOA chemical characterization between single and mixture precursor systems, since only the confidently attributable compounds between repeat experiments were employed for comparison.

3.2.3 Molecular characterization of particulate organics

Negative ionization mode

This section aims to investigate whether the components in mixtures were also present at significant fractional abundance in particles or absent from any of the single VOC photo-oxidation systems. The absence in the single VOC systems of those components making a substantial contribution to the mixtures may be indicative of interactions during the photochemistry and multiphase processing giving rise to tracers of the combinations of VOC precursors in multicomponent particles that may be of use in SOA source attribution in future ambient studies. The normalized peak area of 15 selected compounds in the binary mixed system and 20 selected compounds in the ternary mixed system is shown in

Fig. 6. In all mixed systems, the five compounds with the highest signal fraction that were also present in each corresponding single precursor system are shown alongside the top five compounds uniquely found in the mixture but absent from any single precursor system.

Only compounds found in all repeat experiments in each system were chosen for this analysis, so there is confidence in the component identification.

(a) The binary α -pinene–isoprene system

The components in the binary mixture system that were also found in the single precursor α -pinene system were found to have a larger signal fraction than those found in the single isoprene system and the unique compounds. In particular, it was found that $\text{C}_9\text{H}_{14}\text{O}_4$ made the greatest signal contribution (Fig. 6a). This is also the case in the single precursor α -pinene system, and it is likely to be pinic acid due to this peak having a similar fragmentation pattern (Figure S3) compared to results reported in Yasmeen et al. (2010). $\text{C}_8\text{H}_{14}\text{O}_2$ and $\text{C}_9\text{H}_{12}\text{N}_2\text{O}_8$ made a non-negligible contribution in the binary mixture system, with a normalized molecular abundance of 4.4 % and 3.4 %, and were also found to be conserved in both single precursor systems. Compounds that were only present in the binary mixture had relatively low abundance, with the highest contribution from $\text{C}_{17}\text{H}_{14}\text{N}_2\text{O}_{17}$ with only 0.7 % of the total signal fraction. Clearly, the SOA particle composition in the binary α -pinene–isoprene system was dominated by α -pinene components and partially contributed by isoprene, but not those from cross-products from their interaction.

(b) Binary α -pinene–*o*-cresol system

As shown in Fig. 6b, the four most abundant peaks (three $\text{C}_7\text{H}_7\text{NO}_4$ isomers (i to iii) and $\text{C}_7\text{H}_7\text{NO}_3$) in the mixture were found to be present in the single precursor *o*-cresol system. $\text{C}_7\text{H}_7\text{NO}_4$ isomers in the binary mixture had signal contributions of 51.7 % (iii), 8.6 % (ii), and 2.5 % (i), with the $\text{C}_7\text{H}_7\text{NO}_3$ contribution of 24.3 %. $\text{C}_9\text{H}_{14}\text{O}_4$ is present in both the single VOC α -pinene system and mixed sys-

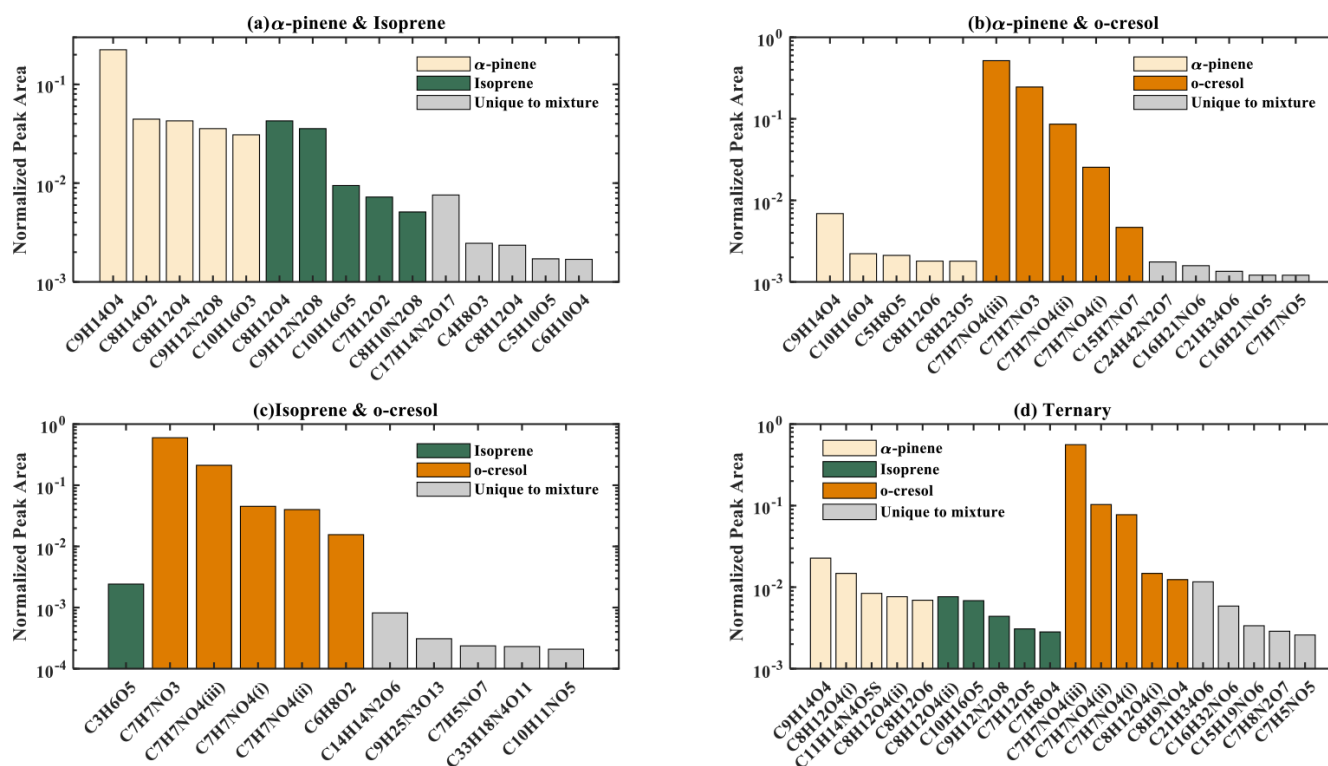


Figure 6. The dominant compounds in terms of their normalized peak area in the mixed VOC systems shown in the bars: (a) binary α -pinene–isoprene system, (b) binary α -pinene–*o*-cresol, (c) binary isoprene–*o*-cresol, (d) ternary system. The normalized peak areas of these selected compounds in a mixed precursor system are also presented if they existed in the corresponding single precursor system (yellow: single *o*-pinene, green: isoprene, orange: *o*-cresol). The compounds are considered identical in the mixed system and single VOC systems if they have the same empirical formula and a retention time difference of < 0.1 min in negative ionization mode.

tem, with a relatively high (0.68 %) signal contribution in the mixed system compared to the other four compounds common to the mixture and α -pinene alone. The top five unique compounds in the binary mixture system had a small normalized signal fraction compared to the total sample abundance in the range of 0.12 % to 0.17 %.

The four dominant compounds in the binary mixture are all nitro-aromatic compounds formed in the oxidation of *o*-cresol (Schwantes et al., 2017; Kitanovski et al., 2012). $C_7H_7NO_4$ includes multiple isomers of methyl-nitrocatechol with the methyl, hydroxyl, and nitro groups at various positions on the aromatic rings. $C_7H_7NO_3$ was identified as methyl-nitrophenol. (Details of deprotonated species of $C_7H_7NO_4$ and $C_7H_7NO_3$ in Table S1). As with the group categorization, care must be taken with the interpretation of the molecular contributions to the signal owing to the enhanced sensitivity of electrospray ionization.

(c) Binary isoprene–*o*-cresol system

Figure 6c shows that only one compound in the binary isoprene–*o*-cresol system was unequivocally observed in all repeat experiments in the single isoprene precursor system. Components present in the single *o*-cresol system make

a higher contribution in the binary mixture system than isoprene-derived compounds and those unique to the mixture, with one $C_7H_7NO_3$ and three $C_7H_7NO_4$ isomers making the most significant contribution. According to the deprotonated molecular species fragmentation (Table S1), three $C_7H_7NO_4$ isomers were found at retention times of 9.14, 4.52, and 7.53. These three $C_7H_7NO_4$ isomers have similar fragmentation ions that relate to loss of the NO ion ($m/z = 138$) and NOH ion ($m/z = 137$). The five compounds that were unique to the mixture were found to make negligible contributions to total sample abundance (between 0.05 % to 0.2 %).

As in the α -pinene–*o*-cresol binary mixture, the compounds found in the *o*-cresol system dominate the SOA particles in the binary isoprene–*o*-cresol system. Isoprene-derived compounds were found to make a negligible contribution; all dominant compounds in the binary system were found in the single VOC *o*-cresol system and only one compound in the single VOC isoprene system. There is no evidence to suggest that a compound has a high enough contribution to act as a tracer for the binary mixture. The three dominant compounds ($C_7H_7NO_4$ isomers) were uniquely identified as *o*-cresol oxidation products (methyl-nitrocatechol isomers) with similar

retention time and fragmentation ions as the $C_7H_7NO_4$ compounds that were found in the binary α -pinene-*o*-cresol system. As with the group categorization the consideration of enhanced sensitivity of electrospray ionization must be borne in mind in the isoprene-*o*-cresol and α -pinene-*o*-cresol mixtures.

(d) The ternary mixture

In the ternary system (Fig. 6d), the top three largest contributing signals ($C_7H_7NO_4$ isomers) are from an *o*-cresol oxidation product, and the other two *o*-cresol compounds have a comparable normalized peak area ($\sim 1.2\%$). Also, the α -pinene SOA makes a non-negligible contribution in the range of 0.7% to 2.2% in the ternary mixture system, though this is significantly lower than *o*-cresol-derived compounds. Five isoprene-derived compounds (0.28% to 0.76%) make comparable signal contributions to the five unique compounds (0.25% to 1.1%).

o-Cresol SOA and α -pinene SOA clearly significantly influenced the chemical composition in the ternary system, while the isoprene SOA and unique compound contributions are modest. A unique potential tracer compound ($C_{21}H_{34}O_6$) was only observed in this ternary mixture of α -pinene, *o*-cresol, and isoprene with a 1.1% contribution and was found in all repeat experiments.

Positive ionization mode

Figure 7 compares the normalized peak area of selected compounds in mixed and single precursor systems in positive ionization mode. As the negative ionization mode, Fig. 7 shows 15 selected compounds in each binary mixed system and 20 compounds in ternary mixed system, following the same selection criteria.

(a) The binary α -pinene-isoprene system

Figure 7a indicates that α -pinene-derived compounds dominated the binary α -pinene-isoprene system: $C_{10}H_{14}O_2$ with the highest normalized peak area of 15.5%, followed by $C_{20}H_{31}NO_4$ at 8.6%. The contribution of isoprene-derived compounds (0.5%–1.4%) is lower than that of those derived from α -pinene but higher than compounds unique to the mixture, the highest fractional abundance of which was 0.32% ($C_8H_{10}O$).

The particle components in the binary α -pinene-isoprene system were substantially driven by the α -pinene components as found in negative ionization mode, likely resulting from the low SOA yield of isoprene oxidation under the conditions of our experiment. The isoprene components had little influence on the composition in this system. There is insufficient information to suggest that a compound has a high enough contribution to act as a tracer for the binary mixture, but compounds unique to this mixture with seed parti-

cles under moderate NO_x conditions were found to be sulfur-containing.

(b) Binary α -pinene-*o*-cresol system

Two α -pinene-derived compounds dominated this system ($C_{21}H_{33}NO_3$ and $C_{20}H_{31}NO_3$) in positive ionization mode (Fig. 7b). The other three α -pinene-derived compounds were found at levels comparable to the top two derived from *o*-cresol ($C_8H_{11}NO$ and $C_{10}H_{13}NO_2$) at approximately 2.5% of the total molecular signal. The contribution of compounds unique to the mixture were lower than all five α -pinene-derived compounds but higher than most *o*-cresol SOA. The highest contribution from these unique compounds was $C_{21}H_{33}NO_4$ with 1.8% signal intensity.

Although both α -pinene and *o*-cresol oxidation products contributed to this system, the most abundant peaks ($C_{21}H_{33}NO_3$ and $C_{20}H_{31}NO_3$) were only found in the single precursor α -pinene system but not in the single precursor *o*-cresol system. The nitrogen-containing compound ($C_{21}H_{33}NO_4$) might act as a tracer compound for the binary system, which is possibly driven by further oxidation of the $C_{21}H_{33}NO_3$ compound.

(c) Binary isoprene-*o*-cresol system

Figure 7c shows that *o*-cresol-derived compounds controlled the particulate chemical composition in this system. The fractional contributions of $C_7H_8O_4$ and $C_7H_7NO_2$ from the *o*-cresol system were 15.5% and 10.5%, respectively, in the binary mixture. One isoprene-derived compound ($C_9H_{13}NO_2$) made a considerable contribution (6.6%) in the binary mixture system. Compounds unique to the mixture were $C_9H_{11}NO$ (1.3%), $C_8H_8O_{10}$ (1.0%), $C_{13}H_{29}NO_5$ (0.9%), $C_7H_{18}N_2O_2S_2$ (0.7%), and $C_{16}H_{30}O_6S_2$ (0.6%).

The higher-yield *o*-cresol made a much more significant contribution to the SOA components than the lower-yield isoprene. The significant abundance of two unique compounds ($C_9H_{11}NO$, and $C_8H_8O_{10}$) may result from interactions in the mixture, and their exploration for use as tracers of the mixed system might prove useful.

(d) The ternary mixture

From Fig. 7(d), the dominant compounds of the ternary system in positive ionization mode were derived from α -pinene with a fractional contribution range of 0.39% to 14.9%. The highest peak was $C_{10}H_{14}O$ with a signal intensity 14.9%. The top *o*-cresol-derived compounds were $C_{10}H_{13}NO_2$, $C_8H_{11}NO$, and $C_6H_{10}O_2$ with 2.7%, 1.6%, and 1.2% signal intensity. The top three isoprene-derived compounds were $C_8H_{16}O_6S$ (2.0%), $C_{13}H_{26}N_2OS_2$ (1.6%), and $C_{13}H_{26}N_2OS_2$ (1.2%) respectively. $C_{20}H_{28}N_4O_4S$ was unique to the ternary mixture with a fractional contribution of approximately 1.1%, which could be the products from

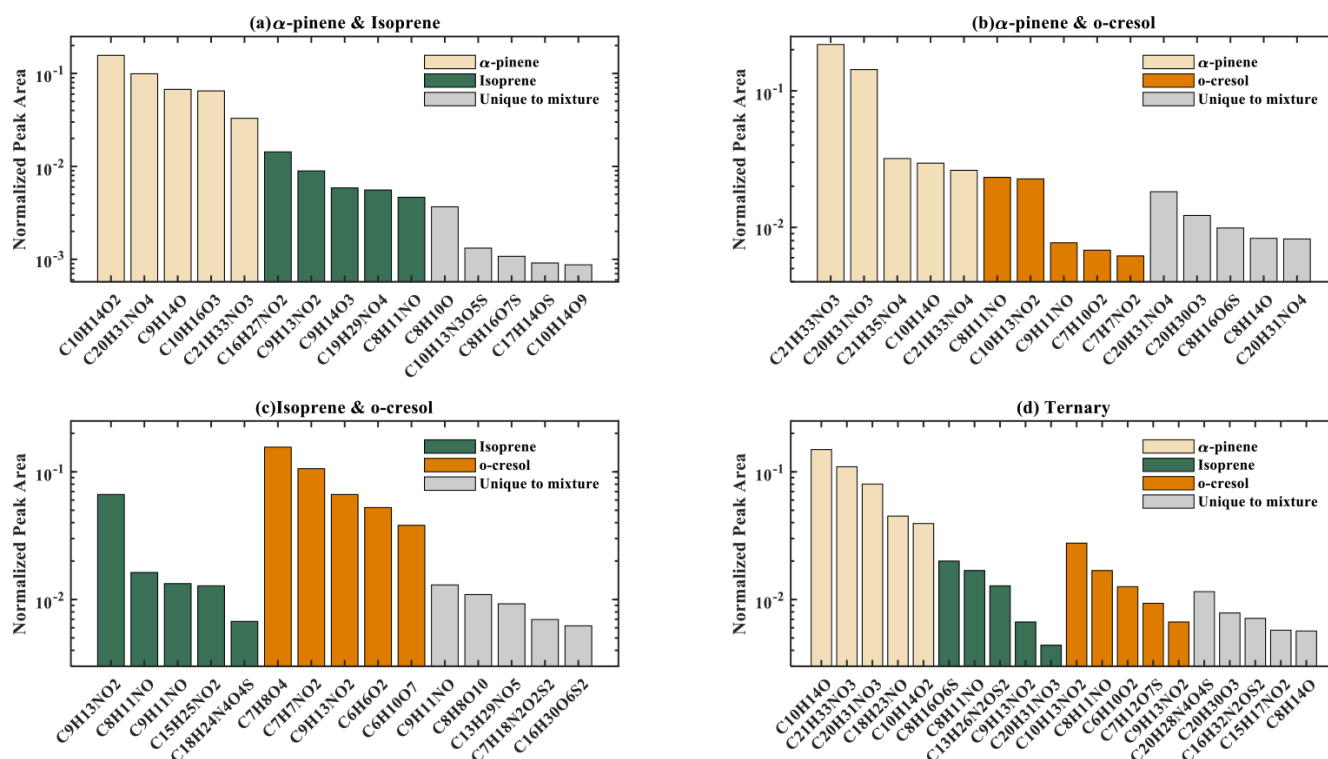


Figure 7. The dominant compounds in terms of their normalized peak area in the mixed VOC systems shown in the bars: (a) binary α -pinene–isoprene system, (b) binary α -pinene–*o*-cresol, (c) binary isoprene–*o*-cresol, (d) ternary system. The normalized peak areas of these selected compounds in a mixed precursor system are also presented if they existed in the corresponding single precursor system (yellow: single α -pinene, green: isoprene, orange: *o*-cresol). The compounds are considered identical in the mixed system and single VOC systems if they have the same empirical formula and a retention time difference of < 0.1 min in positive ionization mode.

dimerization of α -pinene products or from interactions in the mixture.

The highest-SOA-yield α -pinene clearly dominated the product distribution of the ternary mixture in positive ionization mode. Isoprene- and *o*-cresol-derived as well as unique-to-mixture components made little contribution.

3.2.4 Further insight from companion papers

This study probes the chemical composition and interactions during SOA formation in mixed VOC systems using the offline LC-Orbitrap MS technique. The complete instrument description and experimental design are given in Voliotis et al. (2022b), along with the data from online techniques (e.g. SMPS, semi-continuous GCMS, HR-ToF-AMS, and FIGAERO-CIMS). Comprehensive analysis of FIGAERO-CIMS and HR-ToF-AMS data is provided in Voliotis et al. (2022a), Voliotis et al. (2021), and Du et al. (2021). Voliotis et al. (2022a) and Voliotis et al. (2021) investigated the volatility distribution of products in mixed systems using the FIGAERO-CIMS and a thermal denuder coupled with an SMPS and HR-ToF-AMS. Voliotis et al. (2021) reported FIGAERO-CIMS measurements showing an abundance of products uniquely found in the α -pinene–*o*-cresol mixture,

with the majority in the $nC = 5–10$ and $nC > 10$ classes. This result is consistent with the finding in this study that unique compounds were found in the α -pinene–*o*-cresol mixture obtained from LC-Orbitrap MS measurement, likely the cross-products from α -pinene and *o*-cresol oxidation in the particle phase. Voliotis et al. (2021) observed a dominant contribution of nitrogen-containing compounds to the total signal in all *o*-cresol-containing systems, similar to the results obtained from negative ionization mode in LC-Orbitrap MS in this study. This is unsurprising owing to the high sensitivity of the iodide CIMS to *o*-cresol photo-oxidation-produced nitro-aromatic compounds with hydroxyl groups, such as methyl-nitrocatechol and methyl-nitrophenol (Lee et al., 2014; Iyer et al., 2016).

4 Conclusion

In this study, the SOA chemical composition formed from the photo-oxidation of α -pinene, isoprene, *o*-cresol, and their binary and ternary mixtures in the presence of NO_x and ammonium sulfate seed particles was determined by non-targeted LC-Orbitrap MS. SOA particle mass from isoprene was almost negligible under our experimental conditions; *o*-cresol

generated more and α -pinene the highest and exhibited the highest yield in our experiments.

The number of detected SOA compounds and their molecular composition indicated that α -pinene oxidation products have a dominant influence on the SOA particle composition in the binary α -pinene–isoprene system, which can involve oligomerization–accretion reactions forming products such as $C_{20}H_{31}NO_4$. The major products in this system show that SOA composition is clearly driven by the high α -pinene yield, with isoprene oxidation products observed to make a minor contribution. The nitrogen-containing compound $C_{17}H_{14}N_2O_7$ might be a potential tracer in binary α -pinene–isoprene systems in the presence of ammonium sulfate seed.

The compositional analysis in negative ionization mode reveals that *o*-cresol products dominate SOA particle composition in the α -pinene–*o*-cresol system, with major contributions from methyl-nitrocatechol isomers ($C_7H_7NO_4$) and methyl-nitrophenol ($C_7H_7NO_3$), though this will be influenced by the high sensitivity in the employed electrospray ionization method. There is a relatively high contribution to the elemental composition from unique-to-mixture products in positive ionization mode, indicating the significant prevalence of interactions between the oxidation products in this system. The molecular analysis in both ionization modes also indicated that both α -pinene and *o*-cresol influenced the product distribution in their binary mixture.

Similarly, *o*-cresol oxidation heavily influenced SOA particle composition in the binary isoprene–*o*-cresol system in negative ionization mode, but unique-to-mixture products made considerable contributions in the positive ionization mode. The molecular analysis in both modes suggested that higher-yield *o*-cresol products were present in greater abundance than those from isoprene. Two unique compounds ($C_9H_{11}NO$ and $C_8H_8O_{10}$) in positive mode were identified that could behave as tracers in this system.

SOA composition in binary mixtures was therefore generally strongly determined by the oxidation products of the higher-yield precursors, but interactions leading to cross-product formation also play an important role, especially in *o*-cresol-containing systems.

In the ternary system, the elemental category composition analysis presented in positive ionization mode suggested that the chemical composition of SOA strongly depends on sole α -pinene oxidation, with products from the oxidation of α -pinene and *o*-cresol identified as important in negative ionization mode. The molecular analysis shows that products from both α -pinene and *o*-cresol strongly influence the composition of SOA particles with very few isoprene oxidation products making a major contribution, indicating a limited role for isoprene oxidation. Moreover, cross-products $C_{21}H_{34}O_6$ and $C_{20}H_{28}N_4O_4S$ were identified as potential tracers in the ternary system.

This study did not examine the molecular structure of the unique compounds or potential tracers in the mixture precursors

systems. It is suggested that future studies focus on identifying the molecular structure of unique-to-mixture components, which will help researchers better understand the detailed mechanisms of interactions involved in ambient SOA formation from mixture VOC oxidations.

Data availability. All the data used in this work are available upon request from the corresponding authors.

Supplement. The supplement related to this article is available online at: <https://doi.org/10.5194/acp-22-9799-2022-supplement>.

Author contributions. GM, MRA, AV, YW, and YS conceived the study. AV, YW, YS, and MD conducted the experiments. KP provided on-site LC-Orbitrap MS training for filter analysis and provided the automated non-targeted method for LC-Orbitrap MS analysis. YS conducted the data analysis and wrote the paper with contributions from all co-authors.

Competing interests. At least one of the (co-)authors is a member of the editorial board of *Atmospheric Chemistry and Physics*. The peer-review process was guided by an independent editor, and the authors also have no other competing interests to declare.

Disclaimer. Publisher's note: Copernicus Publications remains neutral with regard to jurisdictional claims in published maps and institutional affiliations.

Acknowledgements. We acknowledge support from the NERC Atmospheric Measurement and Observational Facility (AMOF) in providing the SMPS instrument. We thank Jacqui Hamilton and Kelly Pereira, who offered valuable assistance and guidance on LC-Orbitrap MS instruments in the laboratory and data analysis.

Financial support. The Manchester Aerosol Chamber received funding support from the European Union's Horizon 2020 research and innovation programme under grant agreement no. 730997, which supports the EUROCHAMP2020 research programme. Instrumental support was provided by the NERC Atmospheric Measurement and Observational Facility (AMOF). Yu Wang was supported by the joint scholarship of The University of Manchester and the Chinese Scholarship Council. M. Rami Alfarra was funded by the UK National Centre for Atmospheric Sciences (NACS). Aristeidis Voliotis received funding support from the Natural Environment Research Council (NERC) EAO Doctoral Training Partnership.

Review statement. This paper was edited by Tao Wang and reviewed by two anonymous referees.

References

- Ahlberg, E., Falk, J., Eriksson, A., Holst, T., Brune, W. H., Kristensson, A., Roldin, P., and Svenningsson, B.: Secondary organic aerosol from VOC mixtures in an oxidation flow reactor, *Atmos. Environ.*, 161, 210–220, <https://doi.org/10.1016/j.atmosenv.2017.05.005>, 2017.
- Andreae, M. O. and Crutzen, P. J.: Atmospheric aerosols: Biogeochemical sources and role in atmospheric chemistry, *Science*, 276, 1052–1058, 1997.
- Arndt, D., Wachsmuth, C., Buchholz, C., and Bentley, M.: A complex matrix characterization approach, applied to cigarette smoke, that integrates multiple analytical methods and compound identification strategies for non-targeted liquid chromatography with high-resolution mass spectrometry, *Rapid Commun. Mass Sp.*, 34, e8571, <https://doi.org/10.1002/rcm.8571>, 2019.
- Atkinson, R.: Gas-phase tropospheric chemistry of volatile organic compounds: 1. Alkanes and alkenes, *J. Phys. Chem. Ref. Data*, 26, 215–290, 1997.
- Atkinson, R.: Atmospheric chemistry of VOCs and NO_x, *Atmos. Environ.*, 34, 2063–2101, [https://doi.org/10.1016/S1352-2310\(99\)00460-4](https://doi.org/10.1016/S1352-2310(99)00460-4), 2000.
- Atkinson, R. and Arey, J.: Gas-phase tropospheric chemistry of biogenic volatile organic compounds: a review, *Atmos. Environ.*, 37, 197–219, 2003.
- Atkinson, R. and Aschmann, S. M.: Products of the gas-phase reactions of aromatic hydrocarbons: Effect of NO₂ concentration, *Int. J. Chem. Kinet.*, 26, 929–944, <https://doi.org/10.1002/kin.550260907>, 1994.
- Atkinson, R., Baulch, D. L., Cox, R. A., Crowley, J. N., Hampson, R. F., Hynes, R. G., Jenkin, M. E., Rossi, M. J., and Troe, J.: Evaluated kinetic and photochemical data for atmospheric chemistry: Volume I – gas phase reactions of O_x, HO_x, NO_x and SO_x species, *Atmos. Chem. Phys.*, 4, 1461–1738, <https://doi.org/10.5194/acp-4-1461-2004>, 2004.
- Berndt, T.: Peroxy Radical Processes and Product Formation in the OH Radical-Initiated Oxidation of α -Pinene for Near-Atmospheric Conditions, *J. Phys. Chem. A*, 125, 9151–9160, <https://doi.org/10.1021/acs.jpca.1c05576>, 2021.
- Berndt, T., Scholz, W., Mentler, B., Fischer, L., Herrmann, H., Kulmala, M., and Hansel, A.: Accretion Product Formation from Self- and Cross-Reactions of RO₂ Radicals in the Atmosphere, *Angew. Chem. Int. Edit.*, 57, 3820–3824, <https://doi.org/10.1002/anie.201710989>, 2018.
- Berndt, T., Hyttinen, N., Herrmann, H., and Hansel, A.: First oxidation products from the reaction of hydroxyl radicals with isoprene for pristine environmental conditions, *Communications Chemistry*, 2, 21, <https://doi.org/10.1038/s42004-019-0120-9>, 2019.
- Bianchi, F., Kurtén, T., Riva, M., Mohr, C., Rissanen, M. P., Roldin, P., Berndt, T., Crouse, J. D., Wennberg, P. O., Mentel, T. F., Wildt, J., Junninen, H., Jokinen, T., Kulmala, M., Worsnop, D. R., Thornton, J. A., Donahue, N., Kjaergaard, H. G., and Ehn, M.: Highly Oxygenated Organic Molecules (HOM) from Gas-Phase Autoxidation Involving Peroxy Radicals: A Key Contributor to Atmospheric Aerosol, *Chem. Rev.*, 119, 3472–3509, <https://doi.org/10.1021/acs.chemrev.8b00395>, 2019.
- Bravo-Linares, C., Mudge, S., and Loyola-Sepulveda, R.: Production of volatile organic compounds (VOCs) by temperate macroalgae. The use of Solid Phase Microextraction (SPME) coupled to GC-MS as method of analysis, *J. Chil. Chem. Soc.*, 55, 227–232, <https://doi.org/10.4067/S0717-97072010000200018>, 2010.
- Buiarelli, F., Di Filippo, P., Pomata, D., Riccardi, C., and Bartocci, M.: A liquid chromatography tandem mass spectrometry method for simultaneous analysis of 46 atmospheric particulate-phase persistent organic pollutants and comparison with gas chromatography/mass spectrometry, *Int. J. Environ. An. Chem.*, 97, 797–818, <https://doi.org/10.1080/03067319.2017.1369535>, 2017.
- Burnett, R., Pope, C., Ezzati, M., Olives, C., Lim, S., Mehta, S., Shin, H., Singh, G., Hubbell, B., Brauer, M., Anderson, H., Smith, K., Balme, J., Bruce, N., Kan, H., Laden, F., Prüss-Ustün, A., Turner, M., Gapstur, S., and Cohen, A.: An Integrated Risk Function for Estimating the Global Burden of Disease Attributable to Ambient Fine Particulate Matter Exposure, *Environ. Health Persp.*, 122, 397–403, <https://doi.org/10.1289/ehp.1307049>, 2014.
- Camredon, M., Hamilton, J. F., Alam, M. S., Wyche, K. P., Carr, T., White, I. R., Monks, P. S., Rickard, A. R., and Bloss, W. J.: Distribution of gaseous and particulate organic composition during dark α -pinene ozonolysis, *Atmos. Chem. Phys.*, 10, 2893–2917, <https://doi.org/10.5194/acp-10-2893-2010>, 2010.
- Canagaratna, M. R., Jayne, J. T., Jimenez, J. L., Allan, J. D., Alfarra, M. R., Zhang, Q., Onasch, T. B., Drewnick, F., Coe, H., Middlebrook, A., Delia, A., Williams, L. R., Trimborn, A. M., Northway, M. J., DeCarlo, P. F., Kolb, C. E., Davidovits, P., and Worsnop, D. R.: Chemical and microphysical characterization of ambient aerosols with the aerodyne aerosol mass spectrometer, *Mass Spectrom. Rev.*, 26, 185–222, <https://doi.org/10.1002/mas.20115>, 2007.
- Carlton, A. G., Wiedinmyer, C., and Kroll, J. H.: A review of Secondary Organic Aerosol (SOA) formation from isoprene, *Atmos. Chem. Phys.*, 9, 4987–5005, <https://doi.org/10.5194/acp-9-4987-2009>, 2009.
- Cech, N. and Enke, C.: Practical Implications of Some Recent Studies in Electrospray Ionization Fundamentals, *Mass Spectrom. Rev.*, 20, 362–387, <https://doi.org/10.1002/mas.10008>, 2001.
- Cech, N. B. and Enke, C. G.: Relating Electrospray Ionization Response to Nonpolar Character of Small Peptides, *Anal. Chem.*, 72, 2717–2723, <https://doi.org/10.1021/ac9914869>, 2000.
- Coscollà, C., Yusa, V., Marti Requena, P., and Pastor, A.: Analysis of currently used pesticides in fine airborne particulate matter (PM_{2.5}) by pressurized liquid extraction and liquid chromatography-tandem mass spectrometry, *J. Chromatogr. A*, 1200, 100–107, <https://doi.org/10.1016/j.chroma.2008.05.075>, 2008.
- Cropper, P. M., Eatough, D. J., Overson, D. K., Hansen, J. C., Caka, F., and Cary, R. A.: Use of a gas chromatography–mass spectrometry organic aerosol monitor for in-field detection of fine particulate organic compounds in source apportionment, *J. Air Waste Manage.*, 68, 390–402, <https://doi.org/10.1080/10962247.2017.1363095>, 2018.
- Crouse, J. D., Nielsen, L. B., Jørgensen, S., Kjaergaard, H. G., and Wennberg, P. O.: Autoxidation of Organic Compounds

- in the Atmosphere, *The J. Phys. Chem. Lett.*, **4**, 3513–3520, <https://doi.org/10.1021/jz4019207>, 2013.
- Daumit, K. E., Kessler, S. H., and Kroll, J. H.: Average chemical properties and potential formation pathways of highly oxidized organic aerosol, *Faraday Discuss.*, **165**, 181–202, <https://doi.org/10.1039/c3fd00045a>, 2013.
- DeCarlo, P. F., Kimmel, J. R., Trimborn, A., Northway, M. J., Jayne, J. T., Aiken, A. C., Gonin, M., Fuhrer, K., Horvath, T., Docherty, K. S., Worsnop, D. R., and Jimenez, J. L.: Field-Deployable, High-Resolution, Time-of-Flight Aerosol Mass Spectrometer, *Anal. Chem.*, **78**, 8281–8289, <https://doi.org/10.1021/ac061249n>, 2006.
- Dommen, J., Metzger, A., Duplissy, J., Kalberer, M., Alfarra, M., Gascho, A., Weingartner, E., Prevot, A., Verheggen, B., and Baltensperger, U.: Laboratory observation of oligomers in the aerosol from isoprene/NO_x photooxidation, *Geophys. Res. Lett.*, **33**, 338–345, <https://doi.org/10.1029/2006GL026523>, 2006.
- Donahue, N. M., Epstein, S. A., Pandis, S. N., and Robinson, A. L.: A two-dimensional volatility basis set: 1. organic-aerosol mixing thermodynamics, *Atmos. Chem. Phys.*, **11**, 3303–3318, <https://doi.org/10.5194/acp-11-3303-2011>, 2011.
- Du, M., Voliotis, A., Shao, Y., Wang, Y., Bannan, T. J., Pereira, K. L., Hamilton, J. F., Percival, C. J., Alfarra, M. R., and McFiggans, G.: Combined application of Online FIGAERO-CIMS and Offline LC-Orbitrap MS to Characterize the Chemical Composition of SOA in Smog Chamber Studies, *Atmos. Meas. Tech. Discuss.* [preprint], <https://doi.org/10.5194/amt-2021-420>, in review, 2021.
- Eddingsaas, N. C., Loza, C. L., Yee, L. D., Chan, M., Schilling, K. A., Chhabra, P. S., Seinfeld, J. H., and Wennberg, P. O.: α -pinene photooxidation under controlled chemical conditions – Part 2: SOA yield and composition in low- and high-NO_x environments, *Atmos. Chem. Phys.*, **12**, 7413–7427, <https://doi.org/10.5194/acp-12-7413-2012>, 2012.
- Ehn, M., Thornton, J. A., Kleist, E., Sipilä, M., Junninen, H., Pullinen, I., Springer, M., Rubach, F., Tillmann, R., Lee, B., Lopez-Hilfiker, F., Andres, S., Acir, I.-H., Rissanen, M., Jokinen, T., Schobesberger, S., Kangasluoma, J., Kontkanen, J., Nieminen, T., Kurtén, T., Nielsen, L. B., Jørgensen, S., Kjaergaard, H. G., Canagaratna, M., Maso, M. D., Berndt, T., Petäjä, T., Wahner, A., Kerminen, V.-M., Kulmala, M., Worsnop, D. R., Wildt, J., and Mentel, T. F.: A large source of low-volatility secondary organic aerosol, *Nature*, **506**, 476–479, <https://doi.org/10.1038/nature13032>, 2014.
- Fiore, A. M., Naik, V., Spracklen, D. V., Steiner, A., Unger, N., Prather, M., Bergmann, D., Cameron-Smith, P. J., Cionni, I., Collins, W. J., Dalsøren, S., Eyring, V., Folberth, G. A., Ginoux, P., Horowitz, L. W., Josse, B., Lamarque, J.-F., MacKenzie, I. A., Nagashima, T., O'Connor, F. M., Righi, M., Rumbold, S. T., Shindell, D. T., Skeie, R. B., Sudo, K., Szopa, S., Takemura, T., and Zeng, G.: Global air quality and climate, *Chem. Soc. Rev.*, **41**, 6663–6683, <https://doi.org/10.1039/C2CS35095E>, 2012.
- Gao, S., Keywood, M., Ng, N. L., Surratt, J., Varutbangkul, V., Bahreini, R., Flagan, R. C., and Seinfeld, J. H.: Low-Molecular-Weight and Oligomeric Components in Secondary Organic Aerosol from the Ozonolysis of Cycloalkenes and α -Pinene, *J. Phys. Chem. A*, **108**, 10147–10164, <https://doi.org/10.1021/jp047466e>, 2004a.
- Gao, S., Ng, N. L., Keywood, M., Varutbangkul, V., Bahreini, R., Nenes, A., He, J., Yoo, K. Y., Beauchamp, J. L., Hodyss, R. P., Flagan, R. C., and Seinfeld, J. H.: Particle Phase Acidity and Oligomer Formation in Secondary Organic Aerosol, *Environ. Sci. Technol.*, **38**, 6582–6589, <https://doi.org/10.1021/es049125k>, 2004b.
- Glasius, M., Duane, M., and Larsen, B. R.: Determination of polar terpene oxidation products in aerosols by liquid chromatography-ion trap mass spectrometry, *J. Chromatogr. A*, **833**, 121–135, 1999.
- Hallquist, M., Wenger, J. C., Baltensperger, U., Rudich, Y., Simpson, D., Claeys, M., Dommen, J., Donahue, N. M., George, C., Goldstein, A. H., Hamilton, J. F., Herrmann, H., Hoffmann, T., Iinuma, Y., Jang, M., Jenkin, M. E., Jimenez, J. L., Kiendler-Scharr, A., Maenhaut, W., McFiggans, G., Mentel, Th. F., Monod, A., Prévôt, A. S. H., Seinfeld, J. H., Surratt, J. D., Szmigielski, R., and Wildt, J.: The formation, properties and impact of secondary organic aerosol: current and emerging issues, *Atmos. Chem. Phys.*, **9**, 5155–5236, <https://doi.org/10.5194/acp-9-5155-2009>, 2009.
- Hamilton, J. F., Bryant, D. J., Edwards, P. M., Ouyang, B., Bannan, T. J., Mehra, A., Mayhew, A. W., Hopkins, J. R., Dunmore, R. E., Squires, F. A., Lee, J. D., Newland, M. J., Worrall, S. D., Bacak, A., Coe, H., Percival, C., Whalley, L. K., Heard, D. E., Slater, E. J., Jones, R. L., Cui, T., Surratt, J. D., Reeves, C. E., Mills, G. P., Grimmond, S., Sun, Y., Xu, W., Shi, Z., and Rickard, A. R.: Key Role of NO₃ Radicals in the Production of Isoprene Nitrates and Nitrooxyorganosulfates in Beijing, *Environ. Sci. Technol.*, **55**, 842–853, <https://doi.org/10.1021/acs.est.0c05689>, 2021.
- Henry, K. M., Lohaus, T., and Donahue, N. M.: Organic Aerosol Yields from α -Pinene Oxidation: Bridging the Gap between First-Generation Yields and Aging Chemistry, *Environ. Sci. Technol.*, **46**, 12347–12354, <https://doi.org/10.1021/es302060y>, 2012.
- Hoffmann, T., Odum, J. R., Bowman, F., Collins, D., Klockow, D., Flagan, R. C., and Seinfeld, J. H.: Formation of Organic Aerosols from the Oxidation of Biogenic Hydrocarbons, *J. Atmos. Chem.*, **26**, 189–222, <https://doi.org/10.1023/A:1005734301837>, 1997.
- Iinuma, Y., Böge, O., Kahnt, A., and Herrmann, H.: Laboratory chamber studies on the formation of organosulfates from reactive uptake of monoterpene oxides, *Phys. Chem. Chem. Phys.*, **11**, 7985–7997, <https://doi.org/10.1039/B904025K>, 2009.
- Iyer, S., Lopez-Hilfiker, F., Lee, B. H., Thornton, J. A., and Kurtén, T.: Modeling the Detection of Organic and Inorganic Compounds Using Iodide-Based Chemical Ionization, *J. Phys. Chem. A*, **120**, 576–587, <https://doi.org/10.1021/acs.jpca.5b09837>, 2016.
- Jimenez, J. L., Canagaratna, M. R., Donahue, N. M., Prevot, A. S. H., Zhang, Q., Kroll, J. H., DeCarlo, P. F., Allan, J. D., Coe, H., Ng, N. L., Aiken, A. C., Docherty, K. S., Ulbrich, I. M., Grieshop, A. P., Robinson, A. L., Duplissy, J., Smith, J. D., Wilson, K. R., Lanz, V. A., Hueglin, C., Sun, Y. L., Tian, J., Laaksonen, A., Raatikainen, T., Rautiainen, J., Vaattovaara, P., Ehn, M., Kulmala, M., Tomlinson, J. M., Collins, D. R., Cubison, M. J., Dunlea, J., Huffman, J. A., Onasch, T. B., Alfarra, M. R., Williams, P. I., Bower, K., Kondo, Y., Schneider, J., Drewnick, F., Borrmann, S., Weimer, S., Demerjian, K., Salcedo, D., Cottrell, L., Griffin, R., Takami, A., Miyoshi, T., Hatakeyama, S., Shimono, A., Sun, J. Y., Zhang, Y. M., Dzepina, K., Kimmel, J. R., Sueper, D., Jayne, J. T., Herndon, S. C., Trim-

- born, A. M., Williams, L. R., Wood, E. C., Middlebrook, A. M., Kolb, C. E., Baltensperger, U., and Worsnop, D. R.: Evolution of Organic Aerosols in the Atmosphere, *Science*, 326, 1525, <https://doi.org/10.1126/science.1180353>, 2009.
- Jokinen, T., Sipilä, M., Richters, S., Kerminen, V.-M., Paasonen, P., Stratmann, F., Worsnop, D., Kulmala, M., Ehn, M., Herrmann, H., and Berndt, T.: Rapid Autoxidation Forms Highly Oxidized RO₂ Radicals in the Atmosphere, *Angew. Chem. Int. Edit.*, 53, 14596–14600, <https://doi.org/10.1002/anie.201408566>, 2014.
- Kahnt, A., Iinuma, Y., Blockhuys, F., Mutzel, A., Vermeylen, R., Kleindienst, T. E., Jaoui, M., Offenbergl, J. H., Lewandowski, M., Böge, O., Herrmann, H., Maenhaut, W., and Claeys, M.: 2-Hydroxyterpenylic Acid: An Oxygenated Marker Compound for α -Pinene Secondary Organic Aerosol in Ambient Fine Aerosol, *Environ. Sci. Technol.*, 48, 4901–4908, <https://doi.org/10.1021/es500377d>, 2014.
- Kiendler-Scharr, A., Wildt, J., Maso, M. D., Hohaus, T., Kleist, E., Mentel, T. F., Tillmann, R., Uerlings, R., Schurr, U., and Wahner, A.: New particle formation in forests inhibited by isoprene emissions, *Nature*, 461, 381–384, <https://doi.org/10.1038/nature08292>, 2009.
- Kiendler-Scharr, A., Andres, S., Bachner, M., Behnke, K., Broch, S., Hofzumahaus, A., Holland, F., Kleist, E., Mentel, T. F., Rubach, F., Springer, M., Steitz, B., Tillmann, R., Wahner, A., Schnitzler, J.-P., and Wildt, J.: Isoprene in poplar emissions: effects on new particle formation and OH concentrations, *Atmos. Chem. Phys.*, 12, 1021–1030, <https://doi.org/10.5194/acp-12-1021-2012>, 2012.
- Kiontke, A., Oliveira-Birkmeier, A., Opitz, A., and Birkemeyer, C.: Electrospray Ionization Efficiency Is Dependent on Different Molecular Descriptors with Respect to Solvent pH and Instrumental Configuration, *PLOS ONE*, 11, e0167502, <https://doi.org/10.1371/journal.pone.0167502>, 2016.
- Kitanovski, Z., Grgić, I., Yasmeen, F., Claeys, M., and Čusak, A.: Development of a liquid chromatographic method based on ultraviolet–visible and electrospray ionization mass spectrometric detection for the identification of nitrocatechols and related tracers in biomass burning atmospheric organic aerosol, *Rapid Commun. Mass Sp.*, 26, 793–804, <https://doi.org/10.1002/rcm.6170>, 2012.
- Koch, B. P. and Dittmar, T.: From mass to structure: an aromaticity index for high-resolution mass data of natural organic matter, *Rapid Commun. Mass Sp.*, 20, 926–932, <https://doi.org/10.1002/rcm.2386>, 2006.
- Kroll, J. H., Ng, N. L., Murphy, S. M., Flagan, R. C., and Seinfeld, J. H.: Secondary organic aerosol formation from isoprene photooxidation under high-NO_x conditions, *Geophys. Res. Lett.*, 32, L18808, <https://doi.org/10.1029/2005GL023637>, 2005a.
- Kroll, J. H., Ng, N. L., Murphy, S. M., Varutbangkul, V., Flagan, R. C., and Seinfeld, J. H.: Chamber studies of secondary organic aerosol growth by reactive uptake of simple carbonyl compounds, *J. Geophys. Res.-Atmos.*, 110, D23207, <https://doi.org/10.1029/2005JD006004>, 2005b.
- Kroll, J. H., Ng, N. L., Murphy, S. M., Flagan, R. C., and Seinfeld, J. H.: Secondary organic aerosol formation from isoprene photooxidation, *Environ. Sci. Technol.*, 40, 1869–1877, 2006.
- Kroll, J. H., Donahue, N. M., Jimenez, J. L., Kessler, S. H., Canagaratna, M. R., Wilson, K. R., Altieri, K. E., Mazzoleni, L. R., Wozniak, A. S., Bluhm, H., Mysak, E. R., Smith, J. D., Kolb, C. E., and Worsnop, D. R.: Carbon oxidation state as a metric for describing the chemistry of atmospheric organic aerosol, *Nat. Chem.*, 3, 133–139, <https://doi.org/10.1038/nchem.948>, 2011.
- Lee, B.-H., Pierce, J. R., Engelhart, G. J., and Pandis, S. N.: Volatility of secondary organic aerosol from the ozonolysis of monoterpenes, *Atmos. Environ.*, 45, 2443–2452, <https://doi.org/10.1016/j.atmosenv.2011.02.004>, 2011.
- Lee, B. H., Lopez-Hilfiker, F. D., Mohr, C., Kurtén, T., Worsnop, D. R., and Thornton, J. A.: An Iodide-Adduct High-Resolution Time-of-Flight Chemical-Ionization Mass Spectrometer: Application to Atmospheric Inorganic and Organic Compounds, *Environ. Sci. Technol.*, 48, 6309–6317, <https://doi.org/10.1021/es500362a>, 2014.
- Li, N., He, Q., Greenberg, J., Guenther, A., Li, J., Cao, J., Wang, J., Liao, H., Wang, Q., and Zhang, Q.: Impacts of biogenic and anthropogenic emissions on summertime ozone formation in the Guanzhong Basin, China, *Atmos. Chem. Phys.*, 18, 7489–7507, <https://doi.org/10.5194/acp-18-7489-2018>, 2018.
- Lim, Y. B. and Ziemann, P. J.: Effects of molecular structure on aerosol yields from OH radical-initiated reactions of linear, branched, and cyclic alkanes in the presence of NO_x, *Environ. Sci. Technol.*, 43, 2328–2334, 2009.
- Liu, L.-b., Liu, Y., Lin, J.-m., Tang, N., Hayakawa, K., and Maeda, T.: Development of analytical methods for polycyclic aromatic hydrocarbons (PAHs) in airborne particulates: A review, *J. Environ. Sci.*, 19, 1–11, [https://doi.org/10.1016/S1001-0742\(07\)60001-1](https://doi.org/10.1016/S1001-0742(07)60001-1), 2007.
- Lopez-Hilfiker, F. D., Mohr, C., Ehn, M., Rubach, F., Kleist, E., Wildt, J., Mentel, Th. F., Lutz, A., Hallquist, M., Worsnop, D., and Thornton, J. A.: A novel method for online analysis of gas and particle composition: description and evaluation of a Filter Inlet for Gases and AEROSols (FIGAERO), *Atmos. Meas. Tech.*, 7, 983–1001, <https://doi.org/10.5194/amt-7-983-2014>, 2014.
- Lopez-Hilfiker, F. D., Mohr, C., D'Ambro, E. L., Lutz, A., Riedel, T. P., Gaston, C. J., Iyer, S., Zhang, Z., Gold, A., Surratt, J. D., Lee, B. H., Kurten, T., Hu, W. W., Jimenez, J., Hallquist, M., and Thornton, J. A.: Molecular Composition and Volatility of Organic Aerosol in the Southeastern U.S.: Implications for IEPOX Derived SOA, *Environ. Sci. Technol.*, 50, 2200–2209, <https://doi.org/10.1021/acs.est.5b04769>, 2016.
- McFiggans, G., Mentel, T. F., Wildt, J., Pullinen, I., Kang, S., Kleist, E., Schmitt, S., Springer, M., Tillmann, R., and Wu, C.: Secondary organic aerosol reduced by mixture of atmospheric vapours, *Nature*, 565, 587, <https://doi.org/10.1038/s41586-018-0871-y>, 2019.
- McFiggans, G., Artaxo, P., Baltensperger, U., Coe, H., Facchini, M. C., Feingold, G., Fuzzi, S., Gysel, M., Laaksonen, A., Lohmann, U., Mentel, T. F., Murphy, D. M., O'Dowd, C. D., Snider, J. R., and Weingartner, E.: The effect of physical and chemical aerosol properties on warm cloud droplet activation, *Atmos. Chem. Phys.*, 6, 2593–2649, <https://doi.org/10.5194/acp-6-2593-2006>, 2006.
- McLuckey, S. A. and Wells, J. M.: Mass Analysis at the Advent of the 21st Century, *Chem. Rev.*, 101, 571–606, <https://doi.org/10.1021/cr990087a>, 2001.
- McNeill, V. F.: Aqueous Organic Chemistry in the Atmosphere: Sources and Chemical Processing of Organic Aerosols, *Environ. Sci. Technol.*, 49, 1237–1244, <https://doi.org/10.1021/es5043707>, 2015.

- McVay, R. C., Zhang, X., Aumont, B., Valorso, R., Camredon, M., La, Y. S., Wennberg, P. O., and Seinfeld, J. H.: SOA formation from the photooxidation of α -pinene: systematic exploration of the simulation of chamber data, *Atmos. Chem. Phys.*, 16, 2785–2802, <https://doi.org/10.5194/acp-16-2785-2016>, 2016.
- Mehra, A., Bannan, T., Worrall, S., Bacak, A., Priestley, M., Liu, D., Zhao, J., Xu, W., Sun, Y., Hamilton, J., Squires, F., Lee, J., Bryant, D., Hopkins, J., Elzein, A., Budisulistiorini, S., Cheng, X., Qi, C., and Coe, H.: Using highly time-resolved online mass spectrometry to examine biogenic and anthropogenic contributions to organic aerosol in Beijing, *Faraday Discuss.*, 226, 382–408, <https://doi.org/10.1039/D0FD00080A>, 2021.
- Mentel, T. F., Springer, M., Ehn, M., Kleist, E., Pullinen, I., Kurtén, T., Rissanen, M., Wahner, A., and Wildt, J.: Formation of highly oxidized multifunctional compounds: autoxidation of peroxy radicals formed in the ozonolysis of alkenes – deduced from structure–product relationships, *Atmos. Chem. Phys.*, 15, 6745–6765, <https://doi.org/10.5194/acp-15-6745-2015>, 2015.
- Mezcua, M., Malato, O., Martínez-Uroz, M. A., Lozano, A., Agüera, A., and Fernández-Alba, A. R.: Evaluation of Relevant Time-of-Flight-MS Parameters Used in HPLC/MS Full-Scan Screening Methods for Pesticide Residues, *J. AOAC Int.*, 94, 1674–1684, <https://doi.org/10.5740/jaoacint.SGEMezcua>, 2011.
- Miljevic, B., Hedayat, F., Stevanovic, S., Fairfull-Smith, K. E., Bottle, S. E., and Ristovski, Z. D.: To Sonicate or Not to Sonicate PM Filters: Reactive Oxygen Species Generation Upon Ultrasonic Irradiation, *Aerosol Sci. Tech.*, 48, 1276–1284, <https://doi.org/10.1080/02786826.2014.981330>, 2014.
- Minaeian, J. K.: Development and Deployment of an Airborne Gas Chromatography/Mass Spectrometer to Measure Tropospheric Volatile Organic Compounds, PhD, University of York, <https://etheses.whiterose.ac.uk/18227/> (last access: 1 August 2022), 2017.
- Mutzel, A., Rodigast, M., Inuma, Y., Böge, O., and Herrmann, H.: An improved method for the quantification of SOA bound peroxides, *Atmos. Environ.*, 67, 365–369, <https://doi.org/10.1016/j.atmosenv.2012.11.012>, 2013.
- Mutzel, A., Rodigast, M., Inuma, Y., Böge, O., and Herrmann, H.: Monoterpene SOA – Contribution of first-generation oxidation products to formation and chemical composition, *Atmos. Environ.*, 130, 136–144, <https://doi.org/10.1016/j.atmosenv.2015.10.080>, 2016.
- Nestorowicz, K., Jaoui, M., Rudzinski, K. J., Lewandowski, M., Kleindienst, T. E., Spólnik, G., Danikiewicz, W., and Szmigielski, R.: Chemical composition of isoprene SOA under acidic and non-acidic conditions: effect of relative humidity, *Atmos. Chem. Phys.*, 18, 18101–18121, <https://doi.org/10.5194/acp-18-18101-2018>, 2018.
- Ng, N. L., Chhabra, P. S., Chan, A. W. H., Surratt, J. D., Kroll, J. H., Kwan, A. J., McCabe, D. C., Wennberg, P. O., Sorooshian, A., Murphy, S. M., Dalleska, N. F., Flagan, R. C., and Seinfeld, J. H.: Effect of NO_x level on secondary organic aerosol (SOA) formation from the photooxidation of terpenes, *Atmos. Chem. Phys.*, 7, 5159–5174, <https://doi.org/10.5194/acp-7-5159-2007>, 2007.
- Ng, N. L., Kwan, A. J., Surratt, J. D., Chan, A. W. H., Chhabra, P. S., Sorooshian, A., Pye, H. O. T., Crouse, J. D., Wennberg, P. O., Flagan, R. C., and Seinfeld, J. H.: Secondary organic aerosol (SOA) formation from reaction of isoprene with nitrate radicals (NO_3), *Atmos. Chem. Phys.*, 8, 4117–4140, <https://doi.org/10.5194/acp-8-4117-2008>, 2008.
- Novakov, T. and Penner, J.: Large contribution of organic aerosols to cloud-condensation-nuclei concentrations, *Nature*, 365, 823, <https://doi.org/10.1038/365823a0>, 1993.
- Odum, J. R., Hoffmann, T., Bowman, F., Collins, D., Flagan, R. C., and Seinfeld, J. H.: Gas/particle partitioning and secondary organic aerosol yields, *Environ. Sci. Technol.*, 30, 2580–2585, 1996.
- Olariu, R. I., Klotz, B., Barnes, I., Becker, K. H., and Mocanu, R.: FT-IR study of the ring-retaining products from the reaction of OH radicals with phenol, o-, m-, and p-cresol, *Atmos. Environ.*, 36, 3685–3697, [https://doi.org/10.1016/S1352-2310\(02\)00202-9](https://doi.org/10.1016/S1352-2310(02)00202-9), 2002.
- Ono-Ogasawara, M., Myojo, T., and Smith, T. J.: A simple direct injection method for GC/MS analysis of PAHs in particulate matter, *Ind. Health*, 46, 582–593, <https://doi.org/10.2486/indhealth.46.582>, 2008.
- Oss, M., Krueve, A., Herodes, K., and Leito, I.: Electrospray Ionization Efficiency Scale of Organic Compounds, *Anal. Chem.*, 82, 2865–2872, <https://doi.org/10.1021/ac902856t>, 2010.
- Pandis, S. N., Paulson, S. E., Seinfeld, J. H., and Flagan, R. C.: Aerosol formation in the photooxidation of isoprene and β -pinene, *Atmos. Environ. A-Gen.*, 25, 997–1008, [https://doi.org/10.1016/0960-1686\(91\)90141-S](https://doi.org/10.1016/0960-1686(91)90141-S), 1991.
- Pereira, K., Ward, M., Wilkinson, J., Sallach, J., Bryant, D., Dixon, W., Hamilton, J., and Lewis, A.: An Automated Methodology for Non-targeted Compositional Analysis of Small Molecules in High Complexity Environmental Matrices Using Coupled Ultra Performance Liquid Chromatography Orbitrap Mass Spectrometry, *Environ. Sci. Technol.*, 55, 7365–7375, <https://doi.org/10.1021/acs.est.0c08208>, 2021.
- Pereira, K. L., Hamilton, J. F., Rickard, A. R., Bloss, W. J., Alam, M. S., Camredon, M., Muñoz, A., Vázquez, M., Borrás, E., and Ródenas, M.: Secondary organic aerosol formation and composition from the photo-oxidation of methyl chavicol (estragole), *Atmos. Chem. Phys.*, 14, 5349–5368, <https://doi.org/10.5194/acp-14-5349-2014>, 2014.
- Pereira, K. L., Hamilton, J. F., Rickard, A. R., Bloss, W. J., Alam, M. S., Camredon, M., Ward, M. W., Wyche, K. P., Muñoz, A., Vera, T., Vázquez, M., Borrás, E., and Ródenas, M.: Insights into the Formation and Evolution of Individual Compounds in the Particulate Phase during Aromatic Photo-Oxidation, *Environ. Sci. Technol.*, 49, 13168–13178, <https://doi.org/10.1021/acs.est.5b03377>, 2015.
- Place, B. J., Ulrich, E. M., Challis, J. K., Chao, A., Du, B., Favela, K., Feng, Y.-L., Fisher, C. M., Gardinali, P., Hood, A., Knolhoff, A. M., McEachran, A. D., Nason, S. L., Newton, S. R., Ng, B., Nuñez, J., Peter, K. T., Phillips, A. L., Quinete, N., Renslow, R., Sobus, J. R., Sussman, E. M., Warth, B., Wickramasekara, S., and Williams, A. J.: An Introduction to the Benchmarking and Publications for Non-Targeted Analysis Working Group, *Anal. Chem.*, 93, 16289–16296, <https://doi.org/10.1021/acs.analchem.1c02660>, 2021.
- Priego-Capote, F. and Luque de Castro, M. D.: Analytical uses of ultrasound I. Sample preparation, *TrAC-Trend. Anal. Chem.*, 23, 644–653, <https://doi.org/10.1016/j.trac.2004.06.006>, 2004.
- Pullinen, I., Schmitt, S., Kang, S., Sarrafzadeh, M., Schlag, P., Andres, S., Kleist, E., Mentel, T. F., Rohrer, F., Springer,

- M., Tillmann, R., Wildt, J., Wu, C., Zhao, D., Wahner, A., and Kiendler-Scharr, A.: Impact of NO_x on secondary organic aerosol (SOA) formation from α -pinene and β -pinene photooxidation: the role of highly oxygenated organic nitrates, *Atmos. Chem. Phys.*, 20, 10125–10147, <https://doi.org/10.5194/acp-20-10125-2020>, 2020.
- Romonosky, D. E., Laskin, A., Laskin, J., and Nizkorodov, S. A.: High-Resolution Mass Spectrometry and Molecular Characterization of Aqueous Photochemistry Products of Common Types of Secondary Organic Aerosols, *J. Phys. Chem. A*, 119, 2594–2606, <https://doi.org/10.1021/jp509476r>, 2015.
- Safieddine, S. A. and Heald, C. L.: A Global Assessment of Dissolved Organic Carbon in Precipitation, *Geophys. Res. Lett.*, 44, 11672–611681, <https://doi.org/10.1002/2017GL075270>, 2017.
- Saldarriaga-Noreña, H., López-Márquez, R., Murillo Tovar, M. A., Arias-Montoya, M., Guerrero-Álvarez, J., and Vergara, J.: Recent Advances for Polycyclic Aromatic Analysis in Airborne Particulate Matter, in: *Hydrocarbon Pollution and its Effect on the Environment*, edited by: Muharrem, I. and Olcay Kaplan, I., IntechOpen, <https://doi.org/10.5772/intechopen.79714>, 2018.
- Schervish, M. and Donahue, N. M.: Peroxy radical chemistry and the volatility basis set, *Atmos. Chem. Phys.*, 20, 1183–1199, <https://doi.org/10.5194/acp-20-1183-2020>, 2020.
- Schwantes, R. H., Schilling, K. A., McVay, R. C., Lignell, H., Coggon, M. M., Zhang, X., Wennberg, P. O., and Seinfeld, J. H.: Formation of highly oxygenated low-volatility products from cresol oxidation, *Atmos. Chem. Phys.*, 17, 3453–3474, <https://doi.org/10.5194/acp-17-3453-2017>, 2017.
- Shao, Y., Wang, Y., Du, M., Voliotis, A., Alfara, M. R., O'Meara, S. P., Turner, S. F., and McFiggans, G.: Characterisation of the Manchester Aerosol Chamber facility, *Atmos. Meas. Tech.*, 15, 539–559, <https://doi.org/10.5194/amt-15-539-2022>, 2022.
- Shilling, J. E., Zawadowicz, M. A., Liu, J., Zaveri, R. A., and Zelenyuk, A.: Photochemical Aging Alters Secondary Organic Aerosol Partitioning Behavior, *ACS Earth Space Chem.*, 3, 2704–2716, <https://doi.org/10.1021/acsearthspacechem.9b00248>, 2019.
- Shilling, J. E., Zaveri, R. A., Fast, J. D., Kleinman, L., Alexander, M. L., Canagaratna, M. R., Fortner, E., Hubbe, J. M., Jayne, J. T., Sedlacek, A., Setyan, A., Springston, S., Worsnop, D. R., and Zhang, Q.: Enhanced SOA formation from mixed anthropogenic and biogenic emissions during the CARES campaign, *Atmos. Chem. Phys.*, 13, 2091–2113, <https://doi.org/10.5194/acp-13-2091-2013>, 2013.
- Shrivastava, M., Cappa, C. D., Fan, J., Goldstein, A. H., Guenther, A. B., Jimenez, J. L., Kuang, C., Laskin, A., Martin, S. T., Ng, N. L., Petaja, T., Pierce, J. R., Rasch, P. J., Roldin, P., Seinfeld, J. H., Shilling, J., Smith, J. N., Thornton, J. A., Volkamer, R., Wang, J., Worsnop, D. R., Zaveri, R. A., Zelenyuk, A., and Zhang, Q.: Recent advances in understanding secondary organic aerosol: Implications for global climate forcing, *Rev. Geophys.*, 55, 509–559, <https://doi.org/10.1002/2016RG000540>, 2017.
- Singh, D. P., Gadi, R., and Mandal, T. K.: Characterization of particulate-bound polycyclic aromatic hydrocarbons and trace metals composition of urban air in Delhi, India, *Atmos. Environ.*, 45, 7653–7663, <https://doi.org/10.1016/j.atmosenv.2011.02.058>, 2011.
- Steckel, A. and Schlosser, G.: An Organic Chemist's Guide to Electrospray Mass Spectrometric Structure Elucidation, *Molecules*, 24, 611, <https://doi.org/10.3390/molecules24030611>, 2019.
- Stroud, C. A., Roberts, J. M., Goldan, P. D., Kuster, W. C., Murphy, P. C., Williams, E. J., Hereid, D., Parrish, D., Sueper, D., Trainer, M., Fehsenfeld, F. C., Apel, E. C., Riemer, D., Wert, B., Henry, B., Fried, A., Martinez-Harder, M., Harder, H., Brune, W. H., Li, G., Xie, H., and Young, V. L.: Isoprene and its oxidation products, methacrolein and methylvinyl ketone, at an urban forested site during the 1999 Southern Oxidants Study, *J. Geophys. Res.-Atmos.*, 106, 8035–8046, <https://doi.org/10.1029/2000JD900628>, 2001.
- Surratt, J. D., Lewandowski, M., Offenberg, J. H., Jaoui, M., Kleindienst, T. E., Edney, E. O., and Seinfeld, J. H.: Effect of Acidity on Secondary Organic Aerosol Formation from Isoprene, *Environ. Sci. Technol.*, 41, 5363–5369, <https://doi.org/10.1021/es0704176>, 2007a.
- Surratt, J. D., Kroll, J. H., Kleindienst, T. E., Edney, E. O., Claeys, M., Sorooshian, A., Ng, N. L., Offenberg, J. H., Lewandowski, M., Jaoui, M., Flagan, R. C., and Seinfeld, J. H.: Evidence for Organosulfates in Secondary Organic Aerosol, *Environ. Sci. Technol.*, 41, 517–527, <https://doi.org/10.1021/es062081q>, 2007b.
- Surratt, J. D., Murphy, S. M., Kroll, J. H., Ng, N. L., Hildebrandt, L., Sorooshian, A., Szmigielski, R., Vermeylen, R., Maenhaut, W., Claeys, M., Flagan, R. C., and Seinfeld, J. H.: Chemical Composition of Secondary Organic Aerosol Formed from the Photooxidation of Isoprene, *J. Phys. Chem. A*, 110, 9665–9690, <https://doi.org/10.1021/jp061734m>, 2006.
- Surratt, J. D., Chan, A. W. H., Eddingsaas, N. C., Chan, M., Loza, C. L., Kwan, A. J., Hersey, S. P., Flagan, R. C., Wennberg, P. O., and Seinfeld, J. H.: Reactive intermediates revealed in secondary organic aerosol formation from isoprene, *P. Natl. Acad. Sci. USA*, 107, 6640, <https://doi.org/10.1073/pnas.0911114107>, 2010.
- Tomaz, S., Wang, D., Zabalegui, N., Li, D., Lamkaddam, H., Bachmeier, F., Vogel, A., Monge, M. E., Perrier, S., Baltensperger, U., George, C., Rissanen, M., Ehn, M., El Haddad, I., and Riva, M.: Structures and reactivity of peroxy radicals and dimeric products revealed by online tandem mass spectrometry, *Nat. Commun.*, 12, 300, <https://doi.org/10.1038/s41467-020-20532-2>, 2021.
- Tröstl, J., Chuang, W. K., Gordon, H., Heinritzi, M., Yan, C., Molteni, U., Ahlm, L., Frege, C., Bianchi, F., Wagner, R., Simon, M., Lehtipalo, K., Williamson, C., Craven, J. S., Duplissy, J., Adamov, A., Almeida, J., Bernhammer, A.-K., Breitenlechner, M., Brilke, S., Dias, A., Ehrhart, S., Flagan, R. C., Franchin, A., Fuchs, C., Guida, R., Gysel, M., Hansel, A., Hoyle, C. R., Jokinen, T., Junninen, H., Kangasluoma, J., Keskinen, H., Kim, J., Krapf, M., Kürten, A., Laaksonen, A., Lawler, M., Leiminger, M., Mathot, S., Möhler, O., Nieminen, T., Onnela, A., Petäjä, T., Piel, F. M., Miettinen, P., Rissanen, M. P., Rondo, L., Sarnela, N., Schobesberger, S., Sengupta, K., Sipilä, M., Smith, J. N., Steiner, G., Tomé, A., Virtanen, A., Wagner, A. C., Weingartner, E., Wimmer, D., Winkler, P. M., Ye, P., Carslaw, K. S., Curtius, J., Dommen, J., Kirkby, J., Kulmala, M., Riipinen, I., Worsnop, D. R., Donahue, N. M., and Baltensperger, U.: The role of low-volatility organic compounds in initial particle growth in the atmosphere, *Nature*, 533, 527–531, <https://doi.org/10.1038/nature18271>, 2016.

- Voliotis, A., Wang, Y., Shao, Y., Du, M., Bannan, T. J., Percival, C. J., Pandis, S. N., Alfarra, M. R., and McFiggans, G.: Exploring the composition and volatility of secondary organic aerosols in mixed anthropogenic and biogenic precursor systems, *Atmos. Chem. Phys.*, 21, 14251–14273, <https://doi.org/10.5194/acp-21-14251-2021>, 2021.
- Voliotis, A., Du, M., Wang, Y., Shao, Y., Bannan, T. J., Flynn, M., Pandis, S. N., Percival, C. J., Alfarra, M. R., and McFiggans, G.: The influence of the addition of a reactive low SOA yield VOC on the volatility of particles formed from photo-oxidation of anthropogenic – biogenic mixtures, *Atmos. Chem. Phys. Discuss.* [preprint], <https://doi.org/10.5194/acp-2022-312>, in review, 2022a.
- Volkamer, R., Ziemann, P. J., and Molina, M. J.: Secondary Organic Aerosol Formation from Acetylene (C_2H_2): seed effect on SOA yields due to organic photochemistry in the aerosol aqueous phase, *Atmos. Chem. Phys.*, 9, 1907–1928, <https://doi.org/10.5194/acp-9-1907-2009>, 2009.
- Voliotis, A., Du, M., Wang, Y., Shao, Y., Alfarra, M. R., Bannan, T. J., Hu, D., Pereira, K. L., Hamilton, J. F., Hallquist, M., Mentel, T. F., and McFiggans, G.: Chamber investigation of the formation and transformation of secondary organic aerosol in mixtures of biogenic and anthropogenic volatile organic compounds, *Atmos. Chem. Phys. Discuss.* [preprint], <https://doi.org/10.5194/acp-2021-1080>, in review, 2022b.
- Wang, K., Huang, R.-J., Brüggemann, M., Zhang, Y., Yang, L., Ni, H., Guo, J., Wang, M., Han, J., Bilde, M., Glasius, M., and Hoffmann, T.: Urban organic aerosol composition in eastern China differs from north to south: molecular insight from a liquid chromatography–mass spectrometry (Orbitrap) study, *Atmos. Chem. Phys.*, 21, 9089–9104, <https://doi.org/10.5194/acp-21-9089-2021>, 2021.
- Wennberg, P. O., Bates, K. H., Crounse, J. D., Dodson, L. G., McVay, R. C., Mertens, L. A., Nguyen, T. B., Praske, E., Schwantes, R. H., Smarte, M. D., St Clair, J. M., Teng, A. P., Zhang, X., and Seinfeld, J. H.: Gas-Phase Reactions of Isoprene and Its Major Oxidation Products, *Chem. Rev.*, 118, 3337–3390, <https://doi.org/10.1021/acs.chemrev.7b00439>, 2018.
- WHO – World Health Organisation: Ambient air pollution: A global assessment of exposure and burden of disease, ISBN 9789241511353, 2016.
- Winterhalter, R., Van Dingenen, R., Larsen, B. R., Jensen, N. R., and Hjorth, J.: LC-MS analysis of aerosol particles from the oxidation of α -pinene by ozone and OH-radicals, *Atmos. Chem. Phys. Discuss.*, 3, 1–39, <https://doi.org/10.5194/acpd-3-1-2003>, 2003.
- Xu, Z. N., Nie, W., Liu, Y. L., Sun, P., Huang, D. D., Yan, C., Krechmer, J., Ye, P. L., Xu, Z., Qi, X. M., Zhu, C. J., Li, Y. Y., Wang, T. Y., Wang, L., Huang, X., Tang, R. Z., Guo, S., Xiu, G. L., Fu, Q. Y., Worsnop, D., Chi, X. G., and Ding, A. J.: Multifunctional Products of Isoprene Oxidation in Polluted Atmosphere and Their Contribution to SOA, *Geophys. Res. Lett.*, 48, e2020GL089276, <https://doi.org/10.1029/2020GL089276>, 2021.
- Yasmeen, F., Vermeylen, D., Maurin, N., Perraudin, E., Doussin, J.-F., and Claeys, M.: Characterisation of tracers for aging of α -pinene secondary organic aerosol using liquid chromatography/negative ion electrospray ionisation mass spectrometry, *Environ. Chem.*, 9, 236–246, <https://doi.org/10.1071/EN11148>, 2012.
- Yasmeen, F., Vermeylen, R., Szmigielski, R., Inuma, Y., Böge, O., Herrmann, H., Maenhaut, W., and Claeys, M.: Terpenylic acid and related compounds: precursors for dimers in secondary organic aerosol from the ozonolysis of α - and β -pinene, *Atmos. Chem. Phys.*, 10, 9383–9392, <https://doi.org/10.5194/acp-10-9383-2010>, 2010.
- Zhang, Q., Jimenez, J. L., Canagaratna, M. R., Ulbrich, I. M., Ng, N. L., Worsnop, D. R., and Sun, Y.: Understanding atmospheric organic aerosols via factor analysis of aerosol mass spectrometry: a review, *Anal. Bioanal. Chem.*, 401, 3045–3067, 2011.
- Zhao, Y., Thornton, J. A., and Pye, H. O. T.: Quantitative constraints on autoxidation and dimer formation from direct probing of monoterpene-derived peroxy radical chemistry, *P. Natl. Acad. Sci. USA*, 115, 12142–12147, <https://doi.org/10.1073/pnas.1812147115>, 2018.
- Ziemann, P. J. and Atkinson, R.: Kinetics, products, and mechanisms of secondary organic aerosol formation, *Chem. Soc. Rev.*, 41, 6582–6605, <https://doi.org/10.1039/C2CS35122F>, 2012.