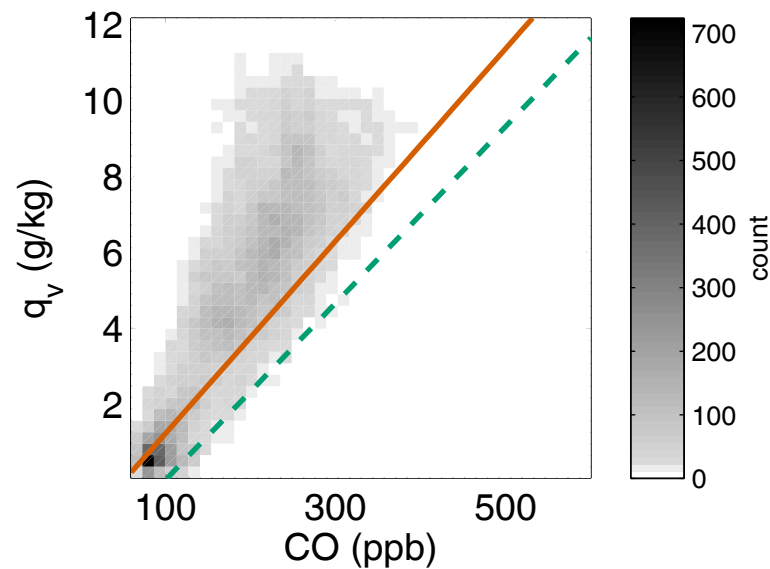
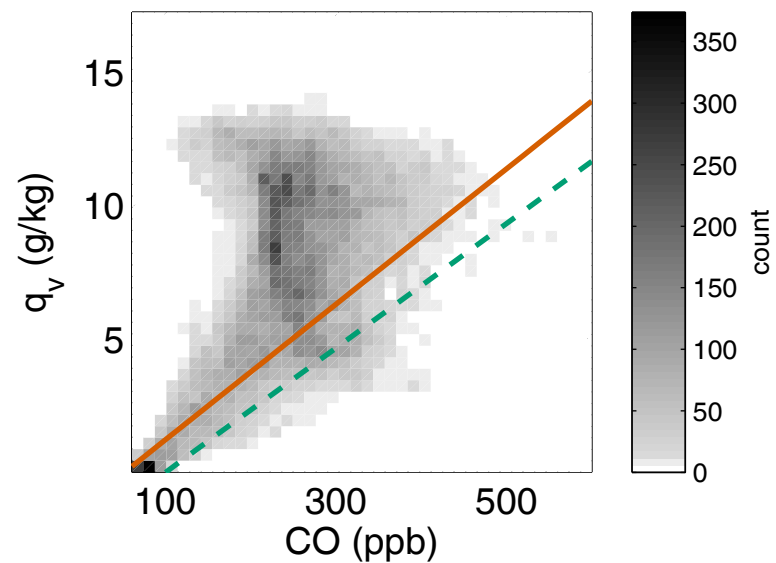


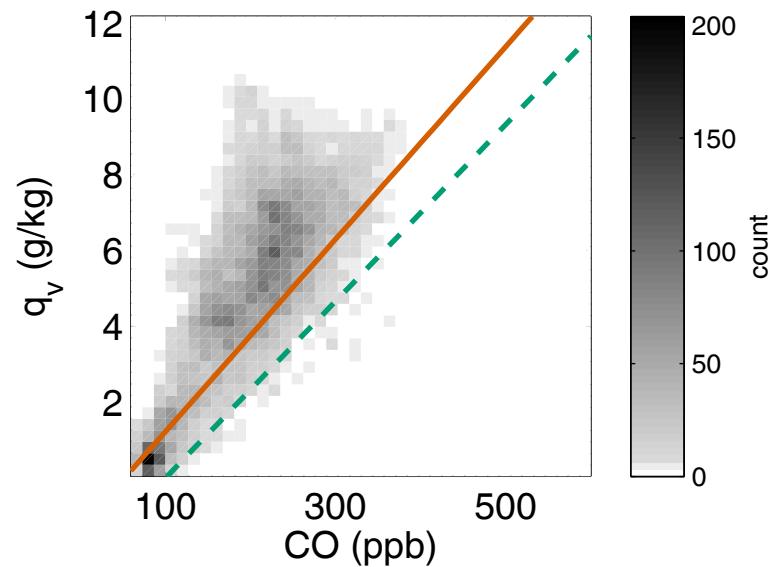
(a) MERRA-2 ocean: 800–500 hPa, lats -14.00 to -7.50 , along long= 7.50



(b) MERRA-2 land: 1000–500 hPa, lats -14.00 to -7.50 , along long= 15.00



(c) MERRA-2 ocean: 800–500 hPa, lats -14.00 to -7.50 , along long= 7.50
easterly wind > 6 m/s



(d) MERRA-2 land: 1000–500 hPa, lats -14.00 to -7.50 , along long= 15.00
easterly wind > 6 m/s

