



Supplement of

Technical note: Measurement of chemically resolved volume equivalent diameter and effective density of particles by AAC-SPAMS

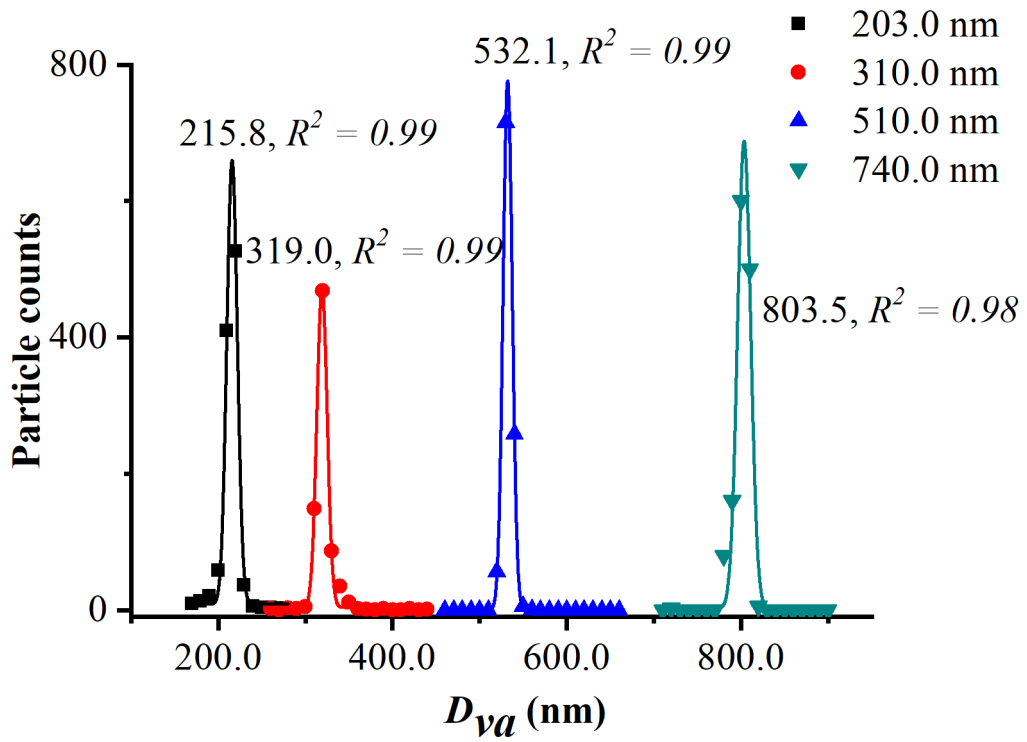
Long Peng et al.

Correspondence to: Xinhui Bi (bixh@gig.ac.cn) and Guohua Zhang (zhanggh@gig.ac.cn)

The copyright of individual parts of the supplement might differ from the article licence.

Table S1. Sampling schedule for atmospheric particles by AAC-SPAMS

| Sampling duration | D_a |
|-------------------|--|
| 07/06 14:45-15:28 | |
| 07/06 22:51-23:48 | |
| 07/07 09:16-09:58 | |
| 07/07 13:39-14:20 | |
| 07/07 18:15-18:58 | 250.0 nm, 350.0 nm, 450.0 nm, and 550.0 nm |
| 07/07 22:35-23:18 | |
| 07/08 06:43-07:26 | |
| 07/08 09:18-10:12 | |
| 07/08 15:19-16:04 | |



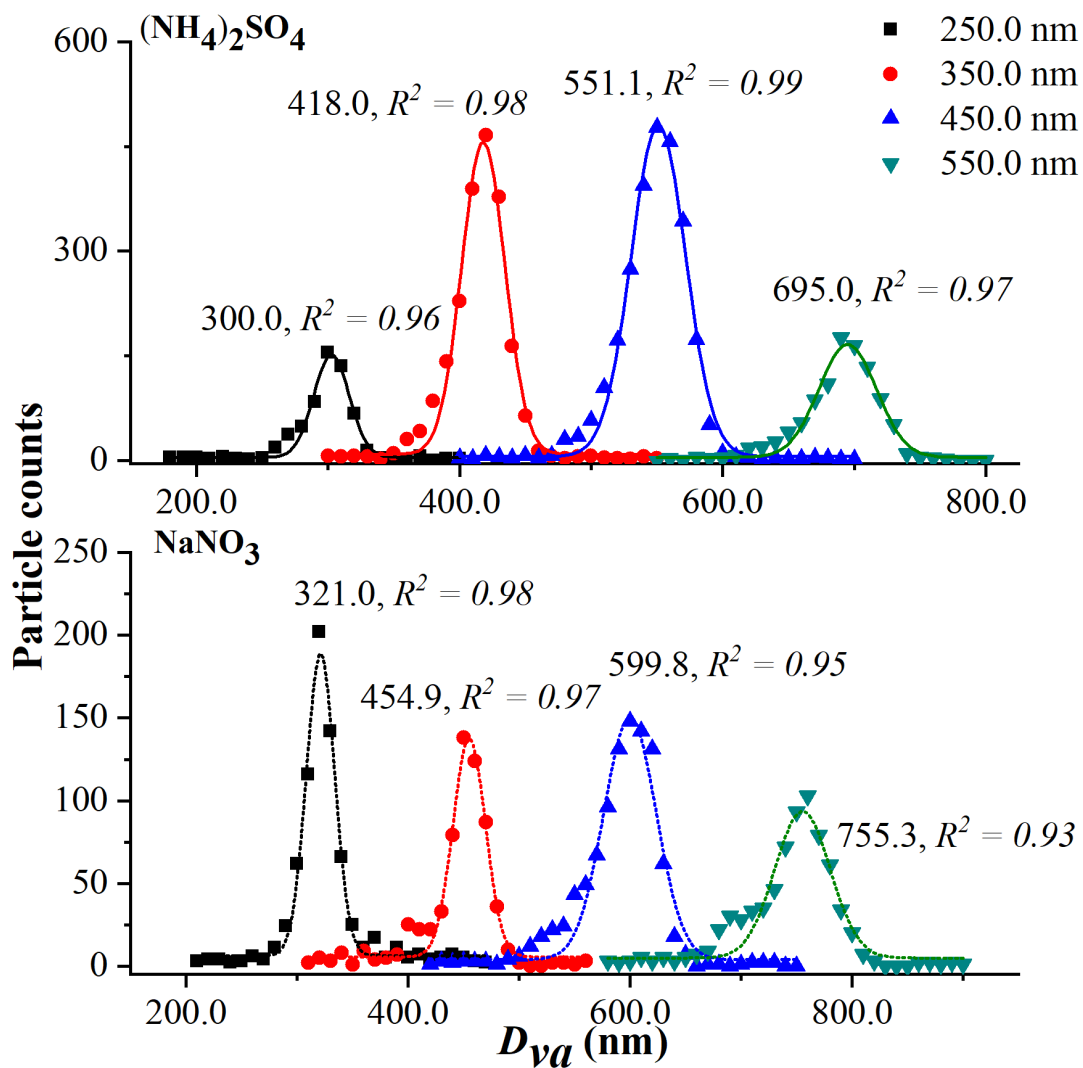
20

21

22 **Figure S1.** Gaussian fitting for the D_{va} size distribution of an aerosol of spherical PSL

23 particles with D_{ve} values of 203.0 nm, 310.0 nm, 510.0 nm, and 740.0 nm after

24 screening by the AAC.

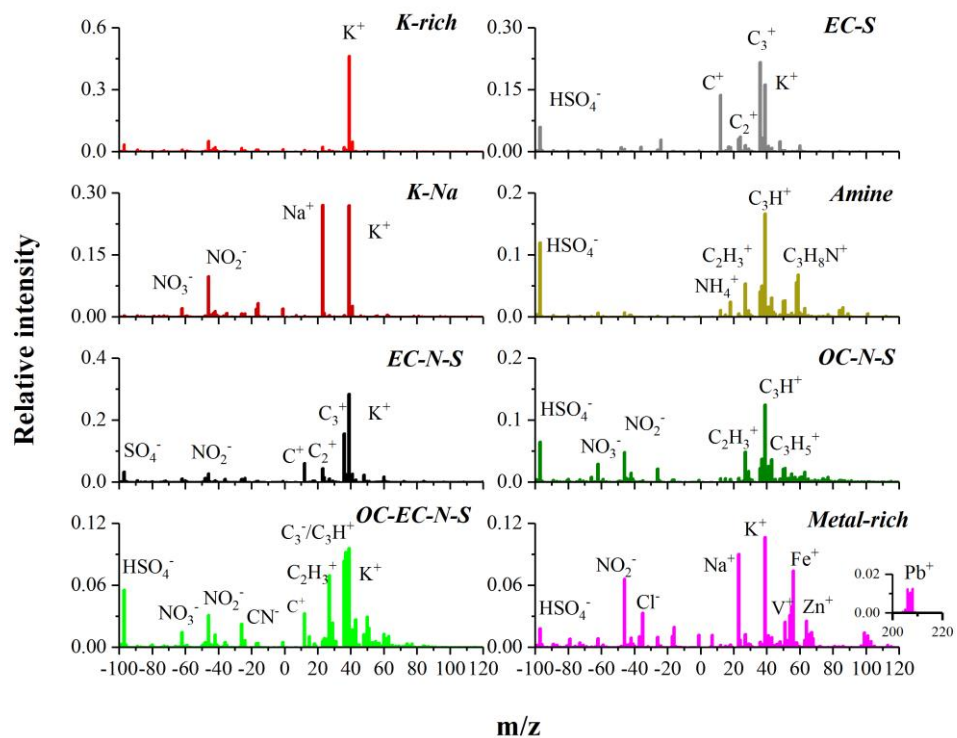


25

26

27 **Figure S2.** Gaussian fitting for the D_{va} size distribution of the aspherical aerosol particles of

28 $(\text{NH}_4)_2\text{SO}_4$ and NaNO_3 with D_a values of 250.0 nm, 350.0 nm, 450.0 nm, and 550.0 nm.

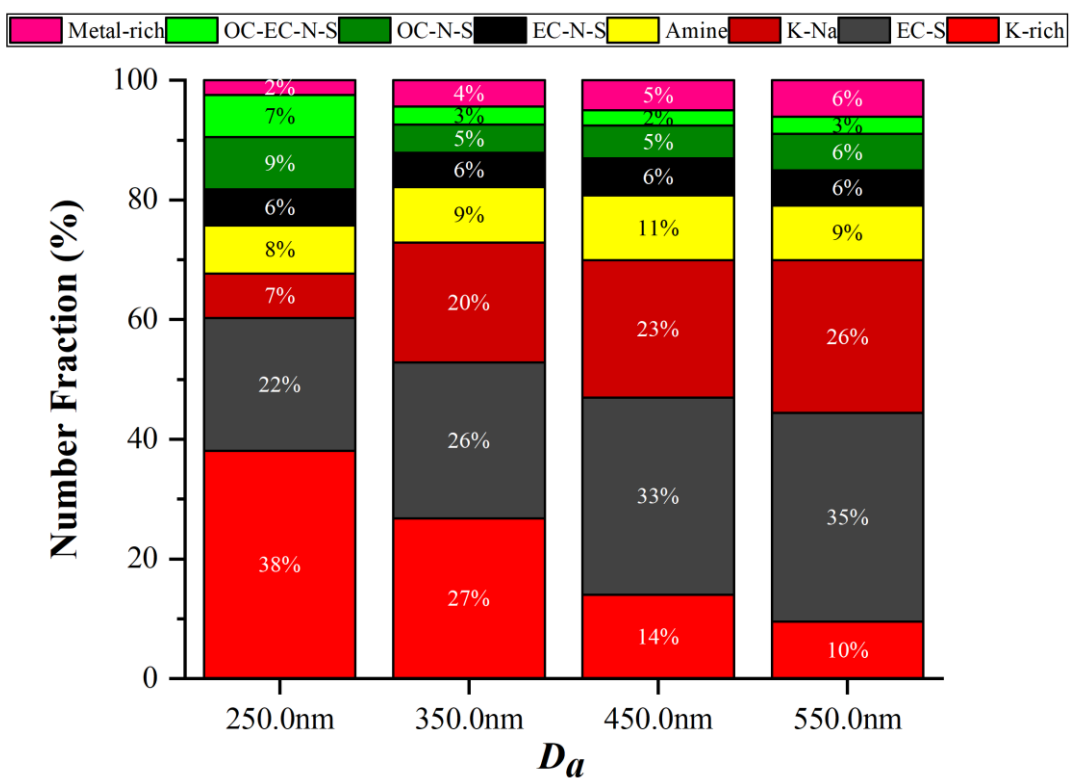


29

30

31

Figure S3. Average positive and negative mass spectra for eight major types



32

33 **Figure S4.** Aerodynamic diameter-resolved chemical composition of different type particles.

34 Figures S3 and S4 show the average positive and negative digitized mass spectra of eight types
35 particles and their number fraction distribution from 250 nm to 550 nm, respectively. The K-rich
36 spectra are characterized by the dominant potassium ($39[\text{K}]^+$), which number fraction decreases
37 from 38% at 250 nm D_a to 10% at 550 nm D_a . Elemental carbon ($12[\text{C}]^+$, $24[\text{C}_2]^+$ and $36[\text{C}_3]^+$) and
38 sulfate ($-97 [\text{HSO}_4]^-$) are the dominant peaks in EC-S which number fraction increases from 22% at
39 250 nm to 35% at 550 nm. K-Na particles possess the distinct sodium ($23[\text{Na}]^+$) and potassium in
40 positive spectra and nitrate ($-46 [\text{NO}_2]^-$ and/or $-62 [\text{NO}_3]^-$) in the negative spectra, comprising 7%
41 number fraction at 250 nm and 26% at 550 nm. Amine particles distinguish them from other particles
42 by organic amine fragments such as $58[\text{C}_3\text{H}_8\text{N}]^+$, accounting for about 9% for particles with D_a from
43 250 nm to 550 nm. The types of EC-N-S, OC-N-S and OC-EC-N-S have similar predominant peaks
44 of sulfate and nitrate in the negative spectra. The markers of carbonaceous matters differentiate EC-
45 N-S, OC-N-S and OC-EC-N-S. The spectra of EC-N-S mainly contains elemental carbon, and the
46 spectra of OC-N-S mainly possesses hydrocarbon ion series such as $27[\text{C}_2\text{H}_3]^+$ and $37[\text{C}_3\text{H}]^+$, and
47 the spectra of OC-EC-N-S has markers of both of elemental carbon and organic carbon. The
48 proportions of types of EC-N-S, OC-N-S and OC-EC-N-S in the whole size range are relatively
49 stable with 6%, 7%, and 3%, respectively. The Metal-rich particles are dominated by peaks at $51[\text{V}]^+$,
50 $54/56[\text{Fe}]^+$, $64/66/68 [\text{Zn}]^+$ and $206/207/208 [\text{Pb}]^+$, which number fraction increase from 2% at 250
51 nm to 6% at 550 nm.