



Supplement of

On the role of aerosol radiative effect in the wet season onset timing over the Congo rainforest during boreal autumn

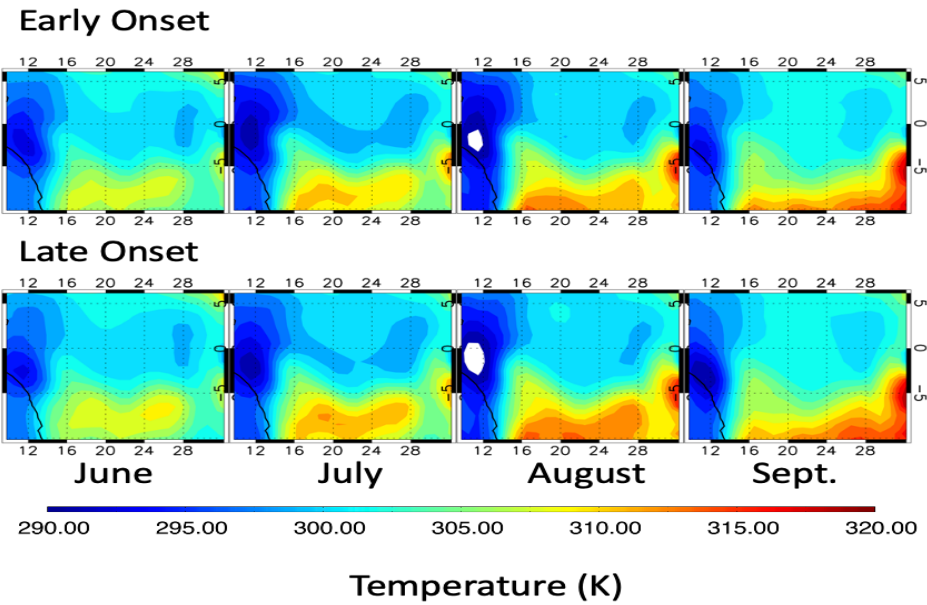
Sudip Chakraborty et al.

Correspondence to: Sudip Chakraborty (sudip.chakraborty@jpl.nasa.gov)

The copyright of individual parts of the supplement might differ from the article licence.

18

19

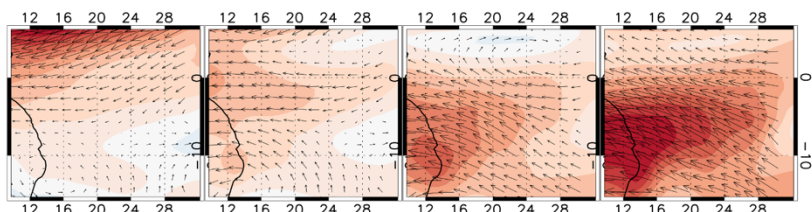


20

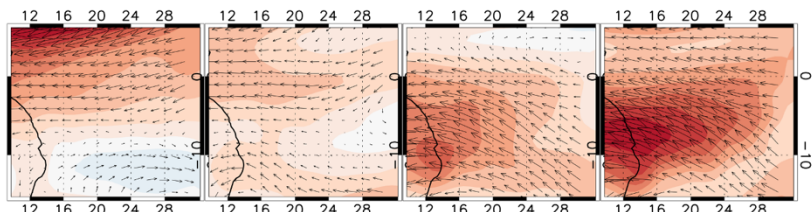
21 **Supplementary Figure S1.** Surface temperature (K) during early and late onset years.

22

Early onset



Late onset



-12.50 -10.00 -7.50 -5.00 -2.50 0.00 2.50 5.00 7.50 10.00 12.50

Wind Speed [ms^{-1}]

Supplementary Figure S2. Wind speed (m/s; shades) and vectors (arrows) during the early and late onset years.