

Supplement of Atmos. Chem. Phys., 20, 13721–13734, 2020
<https://doi.org/10.5194/acp-20-13721-2020-supplement>
© Author(s) 2020. This work is distributed under
the Creative Commons Attribution 4.0 License.



Atmospheric
Chemistry
and Physics
Open Access
EGU

Supplement of

Chemical composition and light absorption of carbonaceous aerosols emitted from crop residue burning: influence of combustion efficiency

Yujue Wang et al.

Correspondence to: Min Hu (minhu@pku.edu.cn)

The copyright of individual parts of the supplement might differ from the CC BY 4.0 License.

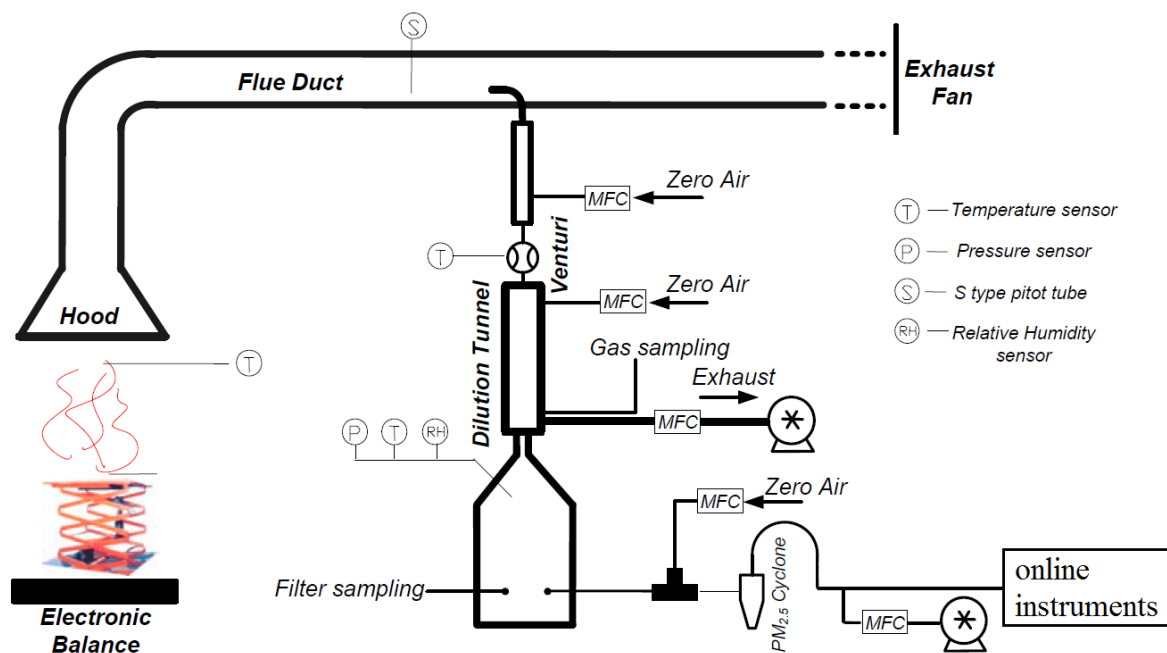


Figure S1 Scheme of the biomass burning simulation system (He et al., 2010).

Table S1 Burning conditions, including biofuel types, moisture contents and modified combustion efficiency (MCE), of simulated biomass burning experiments in this study

Types of biomass fuels	Moisture content	MCE	
Corn	13%	0.83	
	low level	13%	0.82
		13%	0.82
	high level	18%	0.80
		18%	0.80
		18%	0.75
Wheat	7%	0.77	
	low level	7%	0.79
		7%	0.79
		9%	0.83
	medium level	9%	0.79
		9%	/
		18%	0.76
		18%	0.82
		18%	0.82
		22%	0.81
	high level	22%	0.77
		22%	0.76
		27%	0.77
		27%	0.74
		27%	0.69
33%		0.69	
	33%	0.68	
	33%	0.72	

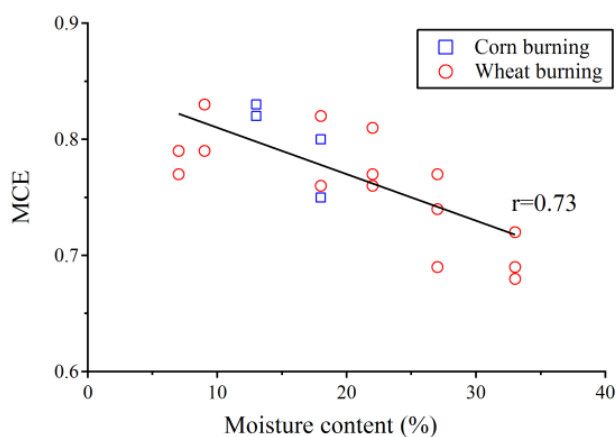


Figure S2 Variations of MCE as a function of moisture contents. The Pearson correlation=0.73 at the 0.01 significance level.

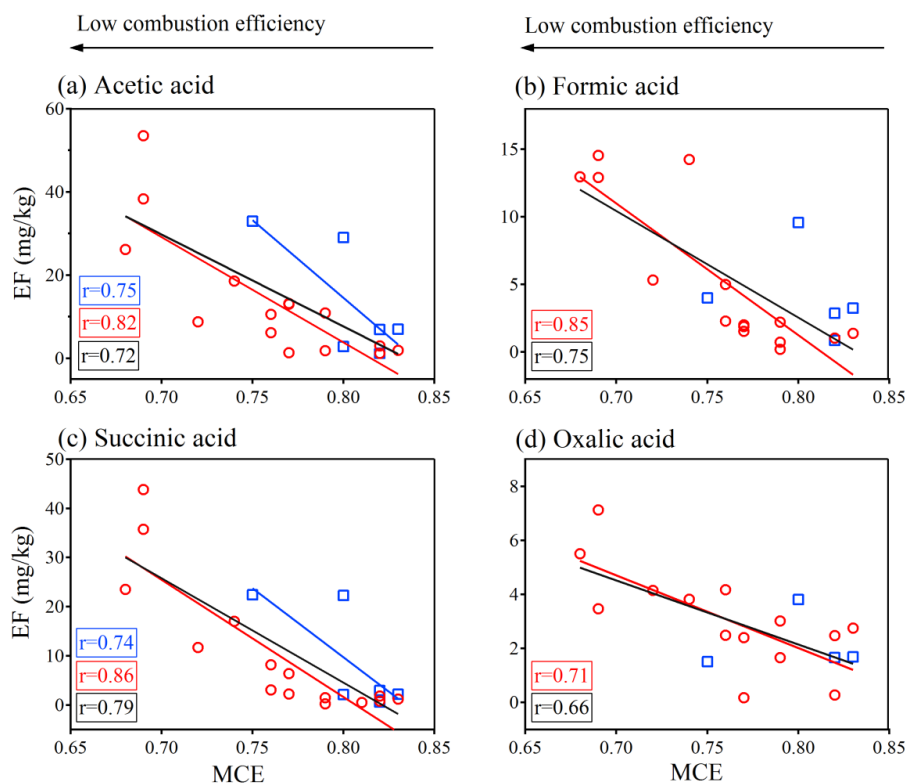


Figure S3 Emission factors of low molecular weight organic acids (acetic acid, formic acid, succinic acid, and oxalic acid) as a function of combustion efficiency. Corn and wheat burning emissions are denoted by red and blue color, respectively. The r values in each panel are the correlation coefficients between emission factors and MCE for corn (blue), wheat (red) and overall (black) burning experiments.

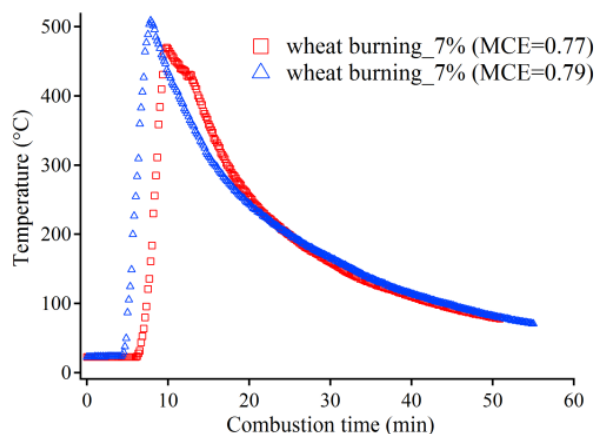


Figure S4 Variations of measured fire temperatures during two wheat straw (moisture content=7%) burning experiments with MCE=0.77 and 0.79.

References

He, L. Y., Lin, Y., Huang, X. F., Guo, S., Xue, L., Su, Q., Hu, M., Luan, S. J., and Zhang, Y. H.: Characterization of high-resolution aerosol mass spectra of primary organic aerosol emissions from Chinese cooking and biomass burning, *Atmos. Chem. Phys.*, 10, 11535-11543, 10.5194/acp-10-11535-2010, 2010.