



# The formation of nitro-aromatic compounds under high NO<sub>x</sub> and anthropogenic VOC conditions in urban Beijing, China

Yujue Wang<sup>1</sup>, Min Hu<sup>1,5</sup>, Yuchen Wang<sup>3</sup>, Jing Zheng<sup>1</sup>, Dongjie Shang<sup>1</sup>, Yudong Yang<sup>1</sup>, Ying Liu<sup>1,5</sup>, Xiao Li<sup>1</sup>, Rongzhi Tang<sup>1</sup>, Wenfei Zhu<sup>6</sup>, Zhuofei Du<sup>1</sup>, Yusheng Wu<sup>1</sup>, Song Guo<sup>1</sup>, Zhijun Wu<sup>1</sup>, Shengrong Lou<sup>6</sup>, Mattias Hallquist<sup>2</sup>, and Jian Zhen Yu<sup>3,4</sup>

<sup>1</sup>State Key Joint Laboratory of Environmental Simulation and Pollution Control, College of Environmental Sciences and Engineering, Peking University, Beijing 100871, China

<sup>2</sup>Department of Chemistry and Molecular Biology, University of Gothenburg, Gothenburg, Sweden

<sup>3</sup>Environmental Science Programs, Hong Kong University of Science & Technology, Hong Kong, China

<sup>4</sup>Department of Chemistry, Hong Kong University of Science & Technology, Hong Kong, China

<sup>5</sup>Beijing Innovation Center for Engineering Sciences and Advanced Technology, Peking University, Beijing 100871, China

<sup>6</sup>Shanghai Academy of Environmental Sciences, Shanghai 200233, China

**Correspondence:** Min Hu (minhu@pku.edu.cn) and Jian Zhen Yu (jian.yu@ust.hk)

Received: 1 December 2018 – Discussion started: 10 January 2019

Revised: 21 May 2019 – Accepted: 22 May 2019 – Published: 7 June 2019

**Abstract.** Nitro-aromatic compounds (NACs), as important contributors to the light absorption by brown carbon, have been widely observed in various ambient atmospheres; however, their formation in the urban atmosphere was little studied. In this work, we report an intensive field study of NACs in summer 2016 at an urban Beijing site, characterized by both high-NO<sub>x</sub> and anthropogenic VOC dominated conditions. We investigated the factors that influence NAC formation (e.g., NO<sub>2</sub>, VOC precursors, RH and photolysis) through quantification of eight NACs, along with major components in fine particulate matter, selected volatile organic compounds, and gases. The average total concentration of the quantified NACs was 6.63 ng m<sup>-3</sup>, higher than those reported in other summertime studies (0.14–6.44 ng m<sup>-3</sup>). 4-Nitrophenol (4NP, 32.4 %) and 4-nitrocatechol (4NC, 28.5 %) were the top two most abundant NACs, followed by methyl-nitrocatechol (MNC), methyl-nitrophenol (MNP), and dimethyl-nitrophenol (DMNP). The oxidation of toluene and benzene in the presence of NO<sub>x</sub> was found to be a more dominant source of NACs than primary biomass burning emissions. The NO<sub>2</sub> concentration level was found to be an important factor influencing the secondary formation of NACs. A transition from low- to high-NO<sub>x</sub> regimes coincided with a shift from organic- to inorganic-dominated

oxidation products. The transition thresholds were NO<sub>2</sub> ~ 20 ppb for daytime and NO<sub>2</sub> ~ 25 ppb for nighttime conditions. Under low-NO<sub>x</sub> conditions, NACs increased with NO<sub>2</sub>, while the NO<sub>3</sub><sup>-</sup> concentrations and (NO<sub>3</sub><sup>-</sup>)/NACs ratios were lower, implying organic-dominated products. Under high-NO<sub>x</sub> conditions, NAC concentrations did not further increase with NO<sub>2</sub>, while the NO<sub>3</sub><sup>-</sup> concentrations and (NO<sub>3</sub><sup>-</sup>)/NACs ratios showed increasing trends, signaling a shift from organic- to inorganic-dominated products. Night-time enhancements were observed for 3M4NC and 4M5NC, while daytime enhancements were noted for 4NP, 2M4NP, and DMNP, indicating different formation pathways for these two groups of NACs. Our analysis suggested that the aqueous-phase oxidation was likely the major formation pathway of 4M5NC and 3M5NC, while photo-oxidation of toluene and benzene in the presence of NO<sub>2</sub> could be more important for the formation of nitrophenol and its derivatives. Using the (3M4NC+4M5NC) / 4NP ratios as an indicator of the relative contribution of aqueous-phase and gas-phase oxidation pathways to NAC formation, we observed that the relative contribution of aqueous-phase pathways increased at elevated ambient RH and remained constant at RH > 30 %. We also found that the concentrations of VOC precursors (e.g., toluene and benzene) and aerosol surface area acted as im-

portant factors in promoting NAC formation, and photolysis as an important loss pathway for nitrophenols.

## 1 Introduction

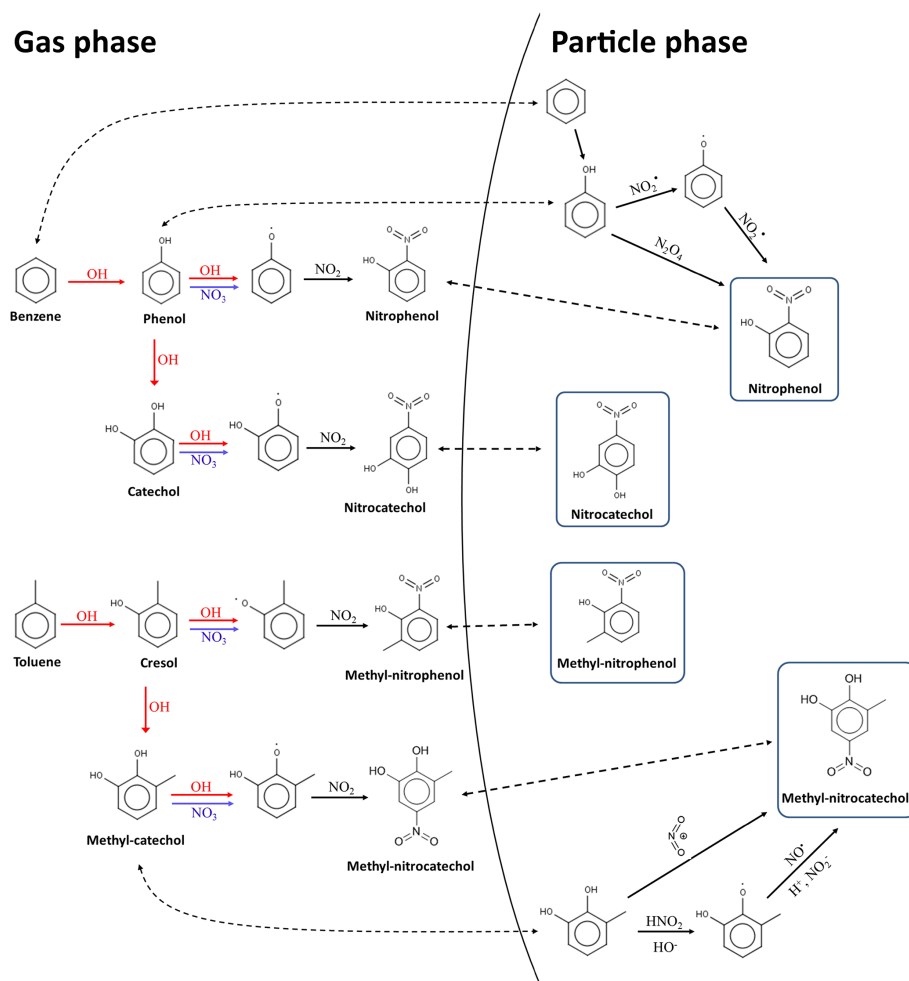
Organic nitrogen, including nitro-aromatic compounds (NACs), N-heterocyclic compounds, amines, and other organic nitrate compounds containing (–NO<sub>2</sub>) or (–NO<sub>3</sub>) functional groups, represent an important fraction of ambient organic aerosols (Laskin et al., 2009; Y. Wang et al., 2017; Chow et al., 2016; Ge et al., 2011; Ng et al., 2017). Among organic nitrogen, NACs, with the –NO<sub>2</sub> and –OH functional groups attached to an aromatic ring, have gained much attention due to their light-absorbing property and impacts on human health (Mohr et al., 2013; Lin et al., 2017). NACs, including nitrophenols (NPs), nitrocatechols (NCs), and their derivatives, are important contributors to the light absorption by brown carbon (BrC) (Mohr et al., 2013; Teich et al., 2017; Zhang et al., 2013; Xie et al., 2017), contributing 50%–80% of the total visible light absorption by BrC emitted from biomass burning (Lin et al., 2017). Moreover, NACs also lead to mutagenesis and genotoxicity, thus posing a threat to human health (Purohit and Basu, 2000; Huang et al., 1995).

NACs have been widely observed in various ambient atmospheres, including urban, suburban, rural, as well as background environments, with the quantified concentrations varying from 0.1 ng m<sup>–3</sup> in rural background areas to 147.4 ng m<sup>–3</sup> in urban atmospheres (Iinuma et al., 2010; Teich et al., 2017; Zhang et al., 2010; Mohr et al., 2013; Chow et al., 2016; L. Wang et al., 2018). Combustion processes, especially biomass burning, were the most important primary sources of NACs (Harrison et al., 2005; L. Wang et al., 2018). The emission factors of NACs from biomass burning were estimated to be 0.8–11.1 mg kg<sup>–1</sup> (X. Wang et al., 2017; Hoffmann et al., 2007). Field observation studies indicated NACs are usually associated with fresh or aged biomass burning aerosols, which contributed 10%–21% of the total NACs in ambient aerosols (Chow et al., 2016; Kitanovski et al., 2012; Mohr et al., 2013; Iinuma et al., 2010; L. Wang et al., 2018). Apart from primary emissions from biomass burning, NACs could also be formed via the oxidation of volatile organic compounds (VOCs) containing a benzene ring (e.g., cresol, catechol, methylcatechol) released by biomass burning in smoke plumes (Iinuma et al., 2010; Claeys et al., 2012). Methyl-nitrocatechols (MNCs) could originate from NO<sub>x</sub> oxidation of methylated cresol or methylcatechols, which are released during biomass burning as thermal degradation products of lignin (Iinuma et al., 2010; Finewax et al., 2018; Olariu et al., 2002). 4-Nitrocatechol could be formed via the OH-initiated oxidation of guaiacol, an abundant methoxyphenol emitted from biomass burning, in the presence of NO<sub>2</sub> (Lauraguais et al.,

2014). However, under high-NO<sub>x</sub> conditions, this pathway seems to be of minor importance to nitrocatechol formation; instead, nitroguaiacols were formed as the major products (Lauraguais et al., 2014).

In urban atmospheres, aromatic VOCs such as benzene, toluene, and xylenes are expected to be important precursors to NAC formation (Harrison et al., 2005). The main reactions leading to the secondary formation of NPs, NCs, methyl-nitrophenols (MNPs), and MNCs are shown in Fig. 1 (Jenkin et al., 2003; Vione et al., 2001, 2004; Vidovic et al., 2018). Nitrophenols and their derivatives (e.g., MNPs) could originate through gas-phase oxidation of phenol, benzene, and toluene by OH or NO<sub>3</sub> radicals in the presence of NO<sub>2</sub> (Harrison et al., 2005; Yuan et al., 2016; Sato et al., 2007; Ji et al., 2017; Olariu et al., 2002). Nitrocatechols dominated the composition of NACs formed in the benzene–NO<sub>x</sub> system (Xie et al., 2017). The NC formation could be initiated by OH or NO<sub>3</sub> radicals to form β-hydroxyphenoxy or *o*-semiquinone radicals, which then react with NO<sub>2</sub> to form the final products (Finewax et al., 2018). Compared with the gas-phase formation of NACs, the formation pathway via aqueous-phase aromatic nitration is less well understood (Krofflic et al., 2018). Nitrophenols could be formed through the hydroxylation and nitration of benzene in the presence of nitrite or nitrous acid or photoneitration of phenol upon UV irradiation of nitrite in aqueous solutions (Vione et al., 2001, 2004). It has been suggested that nighttime aqueous-phase oxidation is an important formation pathway for methyl-nitrocatechols, especially in polluted high-NO<sub>x</sub> environments and in the presence of acidic particles (pH around 3) (Vidovic et al., 2018). The proposed aqueous-phase formation processes of MNCs include an electrophilic substitution route and a consecutive oxidation and conjugated addition route (Frka et al., 2016; Vidovic et al., 2018). The loss pathways for NACs are proposed to include photolysis and reactions with OH, NO<sub>3</sub> radicals, or chlorine atoms (Atkinson et al., 1992; Bejan et al., 2007, 2015; Chen et al., 2011; Yuan et al., 2016; Hems and Abbatt, 2018).

However, few observational field studies have been conducted to investigate the formation of NACs in urban atmospheres. In this work, we report results from an intensive field campaign conducted in summertime Beijing, aiming to gain understanding of ambient concentration variation characteristics of NACs, relative importance of various proposed formation pathways, and major influence factors in high NO<sub>x</sub> and anthropogenic VOC dominated urban atmospheres. A group of eight NACs (NPs, MNPs, dimethyl-nitrophenols, DMNPs, NCs, and MNCs) in 19 day samples and 19 night samples were quantified using high-performance liquid chromatography-mass spectrometry (HPLC-MS). Additional data of inorganic aerosol constituents, VOC precursors, inorganic gases, and meteorological parameters were also obtained and analyzed to aid the investigation of the secondary formation pathways of



**Figure 1.** Schematic presentation of NAC secondary formation pathways via the oxidation of benzene, toluene, phenol, and methycatechol in the gas phase and particle phase (Jenkin et al., 2003; Frka et al., 2016; Vione et al., 2001, 2004; Vidovic et al., 2018).

NACs and controlling factors. This work provides insights into the secondary formation of NACs in high- $\text{NO}_x$  and anthropogenic VOC dominated urban environments.

## 2 Methods

### 2.1 Sample collection

As part of the bilateral Sweden–China framework research program on “Photochemical smog in China”, an intensive field campaign was conducted in Beijing, aiming to improve the understanding of secondary chemistry during photochemical smog events in China (Hallquist et al., 2016). The campaign was conducted at Changping ( $40.14^\circ\text{N}$ ,  $116.11^\circ\text{E}$ ), a regional site northeast of the Beijing urban area, from 15 May to 5 June 2016. During this period, the site was influenced by anthropogenic pollutants from Beijing urban areas and under high- $\text{NO}_x$  conditions, as suggested by field measurement evidence reported in previous publica-

tions related to this campaign (Tang et al., 2018; H. C. Wang et al., 2018). During 17 May–5 June, the daily average concentrations of benzene, toluene, and  $\text{NO}_x$  were 66–922, 47–1344, and 4.0–32.3 ppb, respectively.

Day and night ambient  $\text{PM}_{2.5}$  (particles with aerodynamic diameter less than  $2.5\ \mu\text{m}$ ) samples were collected on prebaked quartz fiber filters (Whatman Inc.) and Teflon filters (Whatman Inc.) using a high-volume sampler (TH-1000C, Tianhong, China) and a four-channel sampler (TH-16A, Tianhong, China). The sampling flow rates were  $1.05\ \text{m}^3\ \text{min}^{-1}$  and  $16.7\ \text{L}\ \text{min}^{-1}$ , respectively. The daytime samples were collected from 08:30 to 17:30 LT (UTC+8) and the nighttime ones from 18:00 to 08:00 LT (UTC+8) the next morning. Field blank samples were collected by placing filters in the samplers with the pump off for 30 min.

### 2.2 Quantification of NACs

An aliquot of  $25\ \text{cm}^2$  was removed from each quartz fiber filter sample and extracted in an ultrasonic bath three times

using 3, 2, and 1 mL methanol containing 30  $\mu$ L saturated EDTA solution in methanol–acetic acid consecutively, each time for 30 min. The extracts were then filtered through a 0.25  $\mu$ m polytetrafluoroethylene (PTFE) syringe filter (Pall Life Sciences), combined, and evaporated to dryness under a gentle stream of high-purity nitrogen. The dried samples were re-dissolved in 50  $\mu$ L methanol / water (1 : 1) containing 100 ppb 4-nitrophenol-2,3,5,6-*d*<sub>4</sub> as the internal standard. The solution was centrifuged and the supernatant was used for analysis, using the Agilent 1260 LC system (Palo Alto, CA) coupled to the QTRAP 4500 (AB Sciex, Toronto, Ontario, Canada) mass spectrometer. The LC-MS system was equipped with an electrospray ionization (ESI) source operated in negative mode. More details of the extraction and optimized MS parameters have been given in our previous study (Chow et al., 2016).

Chromatographic separation was performed on an Acquity UPLC HSS T3 column (2.1 mm  $\times$  100 mm, 1.8  $\mu$ m particle size; Waters, USA) with a guard column (HSS T3, 1.8  $\mu$ m). The column temperature was kept at 45  $^{\circ}$ C and the injection volume was 5.0  $\mu$ L. The mobile eluents were (a) water containing 0.1 % acetic acid (*v/v*) and (b) methanol (*v/v*) containing 0.1 % acetic acid at a flow rate of 0.19 mL min<sup>-1</sup>. The gradient elution was set as follows: started with 1 % (b) for 2.7 min; increased to 54 % (b) within 12.5 min and held for 1.0 min; then increased to 90 % (b) within 7.5 min and held for 0.2 min; and finally decreased to 1 % (b) within 1.8 min and held for 17.3 min until the column was equilibrated. Chromatograms of NAC standards and an ambient sample are shown in Fig. S1 in the Supplement.

The quantified NAC species are listed in Table 1. The NACs were identified and quantified using the [M-H]<sup>-</sup> ions in the extracted ion chromatogram (EIC), using authentic standards or surrogates with the same molecular formula (Table 1). The standards included 4-nitrocatechol (4NC), 4-nitrophenol (4NP), 2-methyl-4-nitrophenol (2M4NP), 3-methyl-4-nitrophenol (3M4NP), and 2,6-dimethyl-4-nitrophenol (2,6DM4NP) from Sigma-Aldrich (St. Louis, MO, USA); and 4-methyl-5-nitrocatechol (4M5NC) from Santa Cruz Biotech (Dallas, TX, USA). The recoveries of the target NACs were 91 %–106 %. 4M5NC was employed as a surrogate standard to quantify 3M5NC and 3M6NC. However, a recent study suggested that no 3M6NC could be detected in ambient aerosols and the MNC isomer could be an incorrect assignment of 3M4NC as 3M6NC (Frka et al., 2016). We cannot exclude the possibility of the MNC isomer as 3M4NC due to a lack of authentic standards. Employing 4M5NC as a surrogate standard, the concentrations of 3M6NC could be obviously underestimated due to its poor ionization under ESI conditions compared with that of 4M5NC (Frka et al., 2016). The concentration of dimethyl-nitrophenol (DMNP) was the sum of three isomers. 2,6DM4NP was identified based on its retention time matching that of the authentic standard (Fig. S1), while

we cannot exclude the possibility of the other two DMNP isomers as ethylnitrophenols or methoxylated isomers.

### 2.3 Other online and offline measurements

Other online and offline instruments were also employed to obtain a related database, which has been introduced in detail in our previous paper (Y. Wang et al., 2018). In brief, a high-resolution time-of-flight aerosol mass spectrometer (AMS) was used to measure the chemical composition of PM<sub>1</sub> (Zheng et al., 2017). The aerosol surface area was calculated based on the measurements of particle number and size distribution by a scanning mobility particle sizer (SMPS, TSI 3936) and an aerosol particle sizer (APS, TSI 3321) (Yue et al., 2009; H. C. Wang et al., 2018). VOCs were measured by a proton-transfer-reaction mass spectrometer (PTR-MS). Gaseous NH<sub>3</sub> was measured using a NH<sub>3</sub> analyzer (G2103, Picarro, California, USA) (Huo et al., 2015). Meteorological parameters, including relative humidity (RH), temperature, wind direction, and wind speed (WS), were continuously monitored by a weather station (Met one Instrument Inc.) during the whole campaign.

Organic carbon (OC) and element carbon (EC) were measured on the quartz fiber filter samples using a thermal/optical carbon analyzer (Sunset Laboratory). The organic matter (OM) concentration was calculated by multiplying OC by 1.6 (Turpin and Lim, 2001). The Teflon filter samples were used to quantify the water-soluble inorganic ions by an ion chromatograph (IC, DIONEX, ICS2500/ICS2000) following procedures described in Guo et al. (2010). Aerosol acidity and liquid water content (ALWC) were then calculated using the ISORROPIA-II thermodynamic model. ISORROPIA-II was operated in forward mode, assuming the particles are “metastable” (Hennigan et al., 2015; Weber et al., 2016; Guo et al., 2015). The input parameters included ambient RH, temperature, particle-phase inorganic species (SO<sub>4</sub><sup>2-</sup>, NO<sub>3</sub><sup>-</sup>, Cl<sup>-</sup>, NH<sub>4</sub><sup>+</sup>, K<sup>+</sup>, Na<sup>+</sup>, Ca<sup>2+</sup>, Mg<sup>2+</sup>), and gaseous NH<sub>3</sub>. More details and validation of the thermodynamic calculations have been described in our previous paper (Y. Wang et al., 2018).

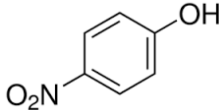
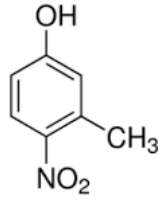
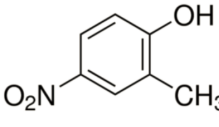
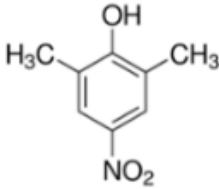
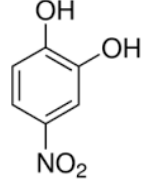
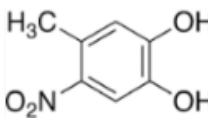
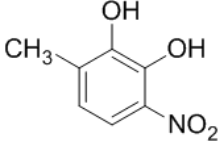
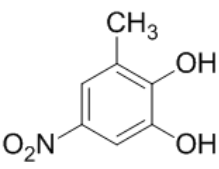
### 2.4 Estimation of the gas-phase NACs

The concentrations of gas-phase NACs were not measured in this study. They were calculated based on the measured particle-phase NAC concentrations and equilibrium absorption partitioning theory (Pankow, 1994a, b; Pankow et al., 2001) (Eqs. 1 and 2):

$$F_p = \left(1 + \frac{C^*}{C_{OA}}\right)^{-1} = \frac{c_p}{c_g + c_p}, \quad (1)$$

where  $F_p$  is the fraction of NACs in the particle phase.  $C_{OA}$  is the concentration of organic aerosols (OA), calculated as OC multiplied by 1.6.  $c_g$  and  $c_p$  are the concentrations of NACs in the gas phase and particle phase, respectively.  $C^*$  is

**Table 1.** The quantified nitro-aromatic compounds in this study.

compounds	formula	[M–H] <sup>–</sup>	retention time (min)	standard	structure	range	average (n = 38)
4NP	C <sub>6</sub> H <sub>4</sub> NO <sub>3</sub> <sup>–</sup>	138.02	21.3	4NP		0.60–4.24	2.15 ± 0.93
3M4NP	C <sub>7</sub> H <sub>6</sub> NO <sub>3</sub> <sup>–</sup>	152.03	23.9	3M4NP		0.08–0.64	0.27 ± 0.12
2M4NP	C <sub>7</sub> H <sub>6</sub> NO <sub>3</sub> <sup>–</sup>	152.03	24.9	2M4NP		0.11–2.99	0.76 ± 0.55
DMNP	C <sub>8</sub> H <sub>8</sub> NO <sub>3</sub> <sup>–</sup>	166.05	26.0, 26.3, 26.9	2,6DM4NP		0.04–1.97	0.55 ± 0.45
Total NP							3.72
4NC	C <sub>6</sub> H <sub>4</sub> NO <sub>4</sub> <sup>–</sup>	154.01	18.9	4NC		0.16–6.89	1.89 ± 1.28
4M5NC	C <sub>7</sub> H <sub>6</sub> NO <sub>4</sub> <sup>–</sup>	168.03	21.8	4M5NC		0.02–1.52	0.56 ± 0.40
3M6NC	C <sub>7</sub> H <sub>6</sub> NO <sub>4</sub> <sup>–</sup>	168.03	23.2	4M5NC		0.02–0.19	0.07 ± 0.03
3M5NC	C <sub>7</sub> H <sub>6</sub> NO <sub>4</sub> <sup>–</sup>	168.03	23.5	4M5NC		0.04–1.02	0.44 ± 0.27
Total NC							2.96

the effective saturation mass concentration ( $\mu\text{g m}^{-3}$ ) and is calculated using Eq. (2):

$$C^* = \frac{M10^6 \zeta P_v}{760RT}, \quad (2)$$

where  $M$  is the molecular weight of NACs ( $\text{g mol}^{-1}$ ).  $\zeta$  is the activity coefficient of the species (assumed = 1).  $R$  is the gas constant ( $8.314 \text{ J (mol K)}^{-1}$ ),  $T$  is the temperature (K), and  $P_v$  (Pa) is the saturation pressure.  $P_v$  at the average temperature during the campaign (296 K) is calculated using the multiphase system online property prediction tool developed by the University of Manchester (UMansysProp, <http://umansysprop.seaes.manchester.ac.uk>, last access: 31 May 2019). The vapor pressures were estimated using the Nannoolal approach (Nannoolal et al., 2008), and the boiling points were estimated using the Joback and Reid approach (Joback and Reid, 1987).

The estimated  $P_v$ ,  $F_p$ , and gas-phase concentrations of NACs are listed in Table S1 in the Supplement. 4NP and methyl-nitrophenols (2M4NP and 3M4NP) were predicted to be mainly in the gas phase ( $F_p < 10\%$ ), while DMNP, 4NC, and MNC (3M6NC, 3M5NC, and 4M5NC) were mainly in the particle phase ( $F_p > 60\%$ ). The gas-phase DMNP and MNC ( $F_p > 95\%$ ) will not be further discussed in this study. While the equilibrium model gives reasonable estimation of  $F_p$  and gas-phase concentrations for nitrocatechols, it overestimates the vapor pressure of NPs by several orders of magnitude (Bannan et al., 2017). The estimated  $F_p$  (0.83%) was obviously lower than the measured values for 4NP. For example, Cecinato et al. (2005) measured  $F_p$  of 4NP and 3M4NP to be 82% and 78%, respectively, in downtown Rome; Le Breton et al. (2018) reported  $F_p$  of nitrophenol at  $\sim 17\%$  using the Chemical-Ionization Mass Spectrometer (CIMS) coupled with the Filter Inlet for Gases and AEROSols (FIGAERO) during this campaign. We note that CIMS could not distinguish the isomers (e.g., 2NP) of 4NP; however, the measured  $F_p$  values showed us the range of particulate fractions of 4NP during the campaign. The equilibrium absorption partitioning model could underestimate the  $F_p$  of 4NP by  $\sim 20$  times. Thus, the gas-phase 4NP concentration was roughly calculated using the measured  $F_p$  (17%) by FIGAERO-CIMS (Le Breton et al., 2018).

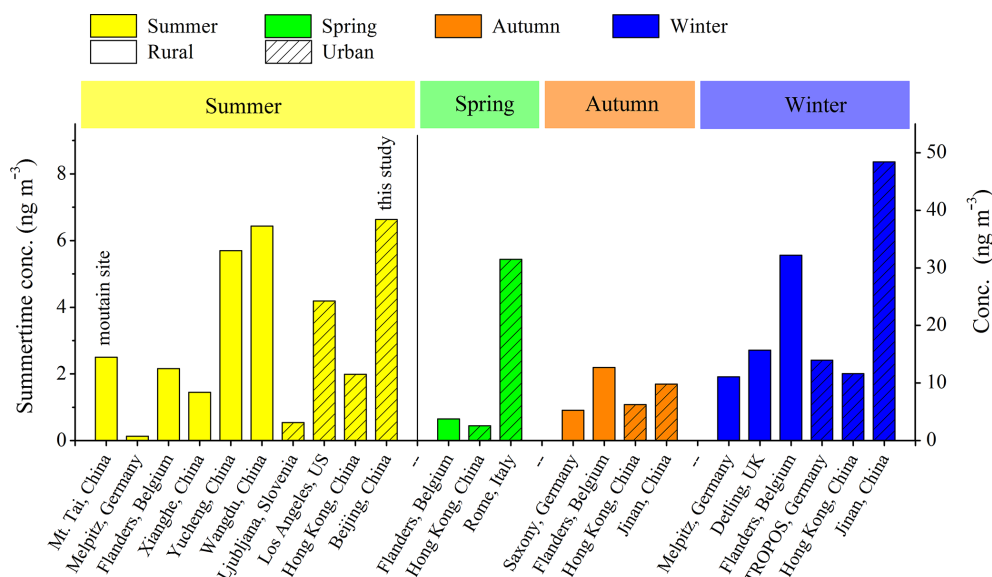
Gas-phase NACs could also dissolve into the aqueous-phase particles. The concentrations dissolved into the aqueous phase ( $C_{\text{aq}}$ ) were estimated by Henry's law (Sander, 2015). Henry constants were obtained from Sander (2015) and ALWC was estimated using ISORROPIA-II (see Sect. 2.4). The estimated  $C_{\text{aq}}$  of 4NP and 3M4NP were  $4.4 \times 10^{-4}$  and  $2.4 \times 10^{-5} \text{ ng m}^{-3}$ , contributing  $< 0.02\%$  to their concentrations in the particle phase. The contribution of dissolution into aqueous-phase particles for NC and MNC is expected to be lower, due to the much lower gas-phase concentrations than that of 4NP. For this reason, we will not further consider the dissolution of NACs into the aqueous phase of particles.

### 3 Results and discussion

#### 3.1 Concentration and composition of NACs

The average concentration of quantified NACs was  $6.63 \text{ ng m}^{-3}$ , ranging from 1.27 to  $17.70 \text{ ng m}^{-3}$  in summer in Beijing. Figure 2 compares the total NAC concentrations across this and prior studies, and the individual NAC concentrations are compared in Fig. S2 and Table S2. The total NAC concentration in this work was higher than those measured in other studies conducted in summer in mountain, rural, or urban environments (Teich et al., 2017; Kitanovski et al., 2012; Kahnt et al., 2013; Zhang et al., 2013; Chow et al., 2016; L. Wang et al., 2018), and comparable to those reported in the studies in summertime Wangdu, China (Teich et al., 2017; L. Wang et al., 2018) (Fig. 2). Most NAC species (NC, MNP, and MNC), except for DMNP and NP, also showed elevated concentrations in Changping compared with those reported in other summertime studies (Fig. S2). Influenced by the outflow from urban Beijing air masses, the site was under typical high-NO<sub>x</sub> conditions (H. C. Wang et al., 2018), implying abundant potential secondary formation of NACs during the observation period. A recent study suggested that nocturnal biogenic VOC (BVOC) oxidation would transfer from low- to high-NO<sub>x</sub> regimes and that nearly all the BVOCs would be oxidized by NO<sub>3</sub> radicals, at a NO<sub>x</sub>/BVOCs ratio higher than 1.4 (Edwards et al., 2017). If we approximate the BVOC concentrations to be the sum of isoprene, MVK+MACR (methyl vinyl ketone and methacrolein), and monoterpenes, the NO<sub>x</sub>/BVOC ratios were higher than 8 (nighttime ratios higher than 20) (Fig. S3). If we further consider the major anthropogenic VOCs (toluene, benzene), NO<sub>x</sub>/VOCs ratios were higher than 5 (nighttime ratios higher than 10) (Fig. S3). The high-NO<sub>x</sub> conditions during the campaign were expected to facilitate the oxidation of aromatic hydrocarbons and the subsequent secondary formation of NACs. Other emissions from biomass burning and coal combustion were also observed to be contributors of organic aerosols during the campaign (Tang et al., 2018), and they could also be the precursor sources of NACs. Biomass burning episodes occurred during the Wangdu campaign, indicating NAC emissions from biomass burning (Teich et al., 2017; Tham et al., 2016), which explains the high NAC levels in summer in Wangdu. The NAC concentrations during summer (including this study) are generally lower than those during spring, autumn, or winter, which could be due to stronger contributions from combustion sources (e.g., biomass burning and coal combustion) during spring, autumn, or winter than those during summer (Chow et al., 2016; L. Wang et al., 2018; Kitanovski et al., 2012; Kahnt et al., 2013).

The NAC compositions are shown in the inserted pie chart in Fig. S2. 4-Nitrophenol and 4-nitrocatechol were the most abundant ones among all the quantified NAC species, accounting for 32.4% and 28.5% of the total quantified NACs, followed by methyl-nitrocatechols (4M5NC, 3M5NC, and



**Figure 2.** Summary of NAC concentrations across this and prior studies (see Table S2 for the data and references therein). The NAC concentrations in summer correspond to the left axis and other seasons correspond to the right axis.

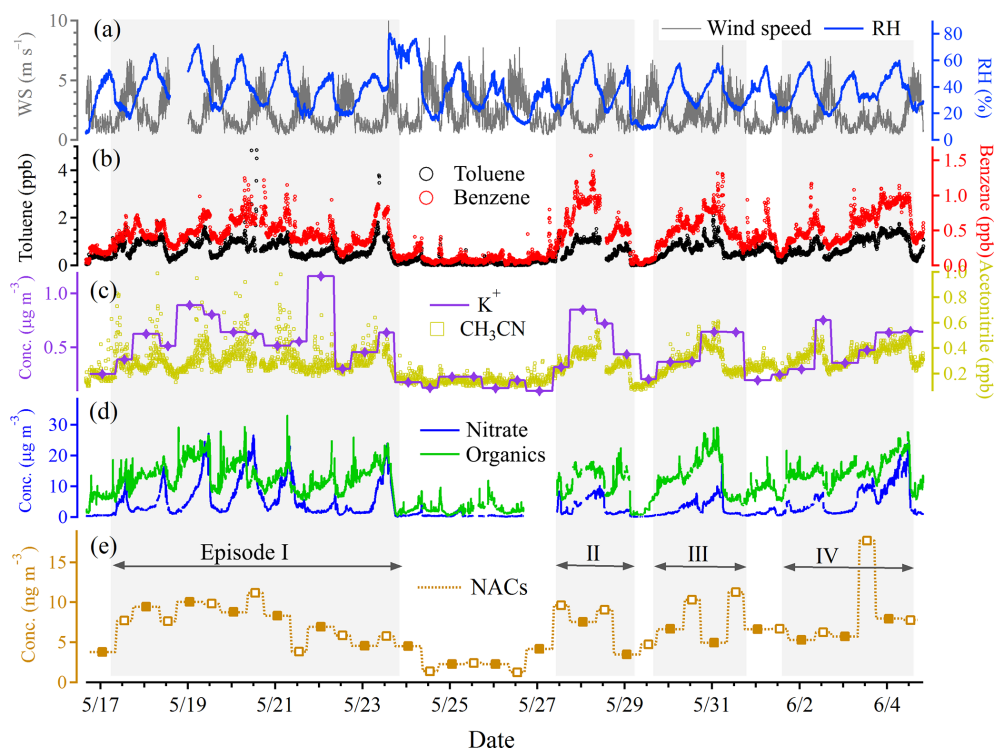
3M6NC, 16.2%), methyl-nitrophenol (2M4NP and 3M4NP, 15.6%) and dimethyl-nitrophenol (8.3%) (Table 1). The contribution of NP and NC could be larger when considering both gas and particle phases. The average concentration of 4NC in both gas and particle phases was estimated to be  $2.2\text{ ng m}^{-3}$  using the equilibrium absorption partitioning model. The total concentration of 4NP ( $13\text{ ng m}^{-3}$ ) in both the gas and particle phases was approximated using the measured  $F_p$  (17%) by FIGAERO-CIMS (Le Breton et al., 2018). Nitrophenols and nitrocatechols were generally reported among the most abundant NAC species in previous studies (Table S2 and the references therein). Nitrophenols could be formed via the oxidation of anthropogenic VOCs (e.g., benzene) in the presence of NO<sub>2</sub>, and nitrocatechols were found to dominate the composition of NAC products formed in the benzene–NO<sub>x</sub> system in laboratory studies (Xie et al., 2017; Harrison et al., 2005; Yuan et al., 2016; Sato et al., 2007; Ji et al., 2017; Olariu et al., 2002). Thus, it is not a surprise to observe the high concentrations of nitrophenol and nitrocatechol in the typical high-NO<sub>x</sub> and anthropogenic VOC dominated environments in summer in Beijing.

The contribution of NP among the total NACs at Changping was higher than that in summer in Hong Kong, while that of MNC was lower (Table S2 and the inserted pie charts in Fig. S2). This NAC composition difference between Changping and Hong Kong may be a result of different formation pathways for NPs and MNC and different environmental conditions at the two sites. The gas-phase oxidation of aromatic hydrocarbons (e.g., phenol, benzene) in the presence of NO<sub>2</sub> is a major source of NPs (Harrison et al., 2005; Yuan et al., 2016; Sato et al., 2007; Ji et al., 2017; Olariu et al., 2002), while aqueous-phase oxidation represents the

important formation pathway for atmospheric MNC (Frka et al., 2016; Vidovic et al., 2018). The ambient RH in Hong Kong (> 70%) was significantly higher than that in summer in Beijing (5%–81%, 37% on average), and thus the relative contribution of aqueous-phase pathways could be more dominant in Hong Kong, promoting the aqueous-phase formation of MNC. The influence of ambient RH on NAC formation will be further discussed in Sect. 3.4. In comparison, more abundant gas-phase formation of nitrophenol was expected in summer in Beijing, under higher anthropogenic VOCs and high-NO<sub>x</sub> and low-RH conditions. In addition, the lower temperature in summer in Changping was more favorable for the partitioning of nitrophenols from gas phase into particle phase.

### 3.2 Temporal variations and sources of NACs

Temporal variations of the total quantified NAC concentrations are shown in Fig. 3, along with particulate organics, nitrate, potassium ion, toluene, benzene, acetonitrile, wind speed, and RH. During the field campaign, four pollution episodes (episodes I, II, III, and IV), marked by gray shading in Fig. 3, were identified through observation of elevated organic aerosols. Elevated NAC concentrations were observed during pollution episodes, coinciding with the increasing of toluene, benzene, acetonitrile, and potassium. The correlations between NACs and other chemical components are shown in Table S3. The potassium ion was employed to indicate particulate emissions from biomass burning. As the biomass burning-derived immediate VOC precursors to NACs were not detected in this study, acetonitrile was used to track the variations of VOCs released by biomass burn-



**Figure 3.** Time series of (a) wind speed (WS) and relative humidity (RH), (b) benzene and toluene, mass concentrations of (c) K<sup>+</sup>, (d) organics and nitrate, and (e) NACs. The pollution episodes, with elevated organic aerosols, are marked by gray shading.

ing. It was noticed that NACs showed stronger correlations with toluene ( $r = 0.70^{**}$ ), benzene ( $r = 0.64^{**}$ ), or acetonitrile ( $r = 0.61^{**}$ ) than with potassium ( $r = 0.49^{**}$ ). The “\*\*\*\*” following the numerical value denotes significant correlation at the 0.01 level. This appeared to suggest that the NO<sub>x</sub> oxidation of anthropogenic VOCs and precursor VOCs from biomass burning was a more important source of NACs than primary biomass burning emission in summer in Beijing. A lower correlation between particulate NACs and EC (Table S3,  $r = 0.39^{**}$ ) was also in agreement with the suggestion of the lesser importance of primary emissions to NACs during the campaign. We note that only particulate NAC concentrations were used to do the correlation analysis. Two atmospheric processes, namely photolysis and gas-to-particle partitioning, could influence the abundance of particle-phase NACs, especially for NP and MNPs, since the majority of them were expected to be in the gas phase (Table S1). As such, correlations of particle-phase NP and MNPs with other species may less reliably reflect the underlying associations with the correlation species. As for the relative importance of anthropogenic VOCs and biomass burning-derived VOCs, we do not have direct field measurement data for the differentiation. However, previous studies suggested that the sources of anthropogenic VOCs in summer in Beijing were dominated by vehicle emissions (> 50%), with minor contributions from solvent evaporation and biomass burning (Wang et al., 2014; Liu et al., 2008). Modelling studies incorporating

emission inventories of the relevant VOC precursors could address this issue and are suggested in future investigation of NAC sources. We note that biomass burning could often be of an anthropogenic origin. Within this work, the term “anthropogenic VOCs” does not include VOCs from human-caused biomass burning activities.

To further investigate the formation of NACs, we examined the time series and day–night variations of individual NAC species (Figs. 4, S4, and S5). Daytime enhancements of 4NP, 2M4NP, and DMNP, and nighttime enhancements of 3M4NC and 4M5NC, were observed, and other NAC species did not show discernible day–night variations (Figs. 4, S4, and S5), indicating different formation pathways among NAC species. Good inter-species correlations were observed among nitrophenol and its derivatives (2M4NP, 3M4NP, DMNP,  $r = 0.56–0.88$ ), as well as among nitrocatechol and its derivatives (3M6NC, 3M5NC, 4M5NC,  $r = 0.49–0.84$ ). This showed that the formation and loss pathways as well as the influence factors were likely similar within NP and NC groups. In comparison, the correlations of NACs across the two groups, i.e., between nitrophenol derivatives (MNP, DMNP) and nitrocatechol derivatives (MNC,  $r = 0.05–0.45$ ), were lower (Table S3), suggesting different formation pathways and influence factors. NC and its derivatives showed stronger correlations with toluene, benzene, acetonitrile, and K<sup>+</sup>, compared with NP and its derivatives (Table S3). This was more likely associated with



the fact that particle-phase NPs only account for a minor part of the atmospheric NP abundance due to the high vapor pressure of NPs (Table S1). The abundance of particulate NP could largely depend on gas-to-particle partitioning, which is strongly affected by temperature, as well as their gas-phase loss pathways (e.g., photolysis) (Bejan et al., 2007; Yuan et al., 2016; Sangwan and Zhu, 2018). NC and MNC were mainly present in the particle phase (Table S1). The oxidation degradation rates and photolysis of NC and MNC were therefore much lower. A recent laboratory study found that OH uptake by MNC particles was suppressed by a factor of 4 at RH 15%–30% in comparison with the dry condition, as a result of competitive co-adsorption of water molecules that occupied reactive sites (Slade and Knopf, 2014). During the campaign, the ambient RH was 37%. Such an RH condition rendered the OH uptake by particles suppressed, and therefore heterogeneous oxidation of MNC was likely not important.

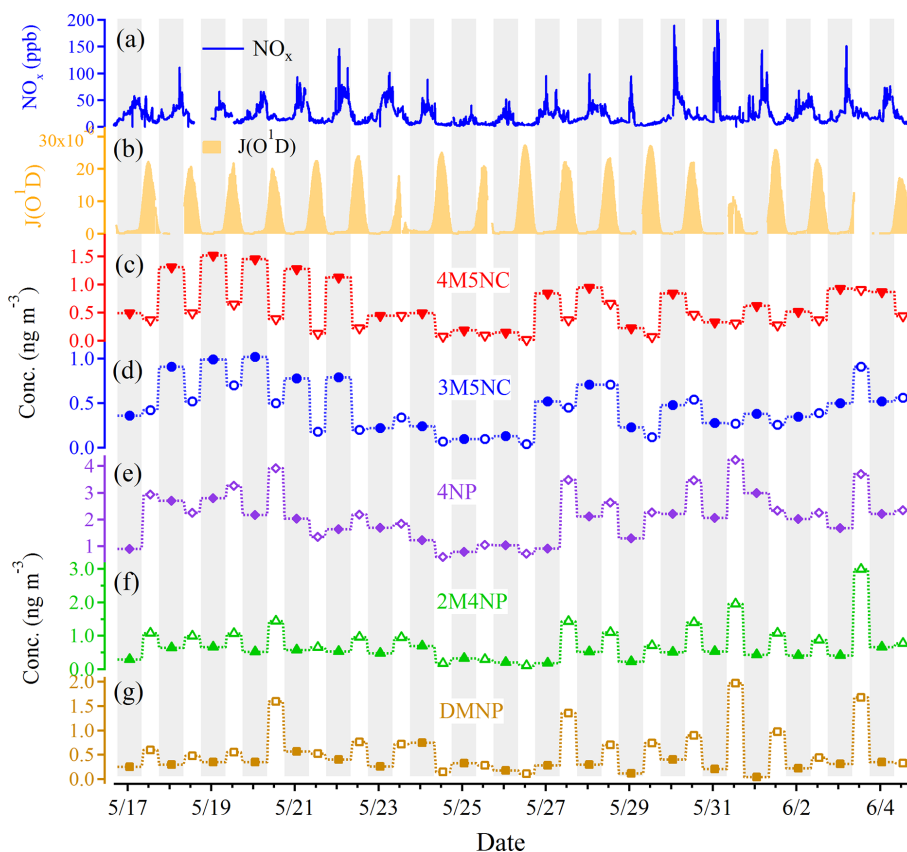
Nighttime enhancements of 4M5NC and 3M5NC were observed during the whole observation period (Fig. 4). A strong correlation between 4M5NC and 3M5NC and their similar temporal variations likely indicated shared similarity in their formation pathways. Previous studies suggested that aqueous-phase oxidation (including photooxidation and nighttime oxidation) is an important formation pathway for atmospheric MNC, especially in polluted high-NO<sub>x</sub> environments and relatively acidic particles (pH around 3) (Vidovic et al., 2018; Frka et al., 2016). 4M5NC and 3M5NC showed relatively stronger correlations with RH compared with other NAC species (Table S3), implying the importance of water in their formation processes and the aqueous-phase pathway. During the campaign, the acidic particles (a pH in the range of 2.0–3.7) and the high-NO<sub>x</sub> conditions (H. C. Wang et al., 2018; Y. Wang et al., 2018) provided suitable environments for the aqueous-phase oxidation formation of MNC. The nighttime enhancements of 4M5NC and 3M5NC were more obvious during episode I than during episodes II–IV (nighttime/daytime concentrations at 1.9–3.1 vs. 0.9–1.5) (Fig. 4), which suggested that nighttime aqueous-phase formation pathways played more important roles during the first episode. The daytime correlations between 4M5NC or 3M5NC and RH or NO<sub>2</sub> were stronger than the nighttime ones (Table S4). The aqueous-phase NO<sub>x</sub> oxidation could be more dependent on ambient RH and NO<sub>2</sub> levels during the daytime, due to the lower RH and NO<sub>2</sub> concentrations than those at night (Figs. 3, S3). MNCs also showed good correlations with acetonitrile and potassium, as MNCs could also be formed via the oxidation of biomass burning-derived VOC precursors (e.g., cresol) (Iinuma et al., 2010; Finewax et al., 2018; Olariu et al., 2002). 3M6NC (or 3M4NC isomer) showed different temporal variations from 4M5NC or 3M5NC (Figs. 4, S4) and their correlations were lower than that between 4M5NC and 3M5NC (Tables S3, S4), possibly suggesting different formation pathway for 3M6NC (or 3M4NC isomer) from those of 4M5NC or 3M5NC. Quan-

tum calculations have predicted the formation of 3M5NC via aqueous-phase electrophilic substitution and nitration by NO<sub>2</sub><sup>+</sup>, while the formation of 3M6NC was negligible due to higher activation barriers for nitration of 3-methylcatechol to form 3M6NC (Frka et al., 2016). A dominant presence of 3M5NC in ambient aerosols was also expected according to theoretical predictions (Frka et al., 2016). The 3M5NC concentration was higher than that of 3M6NC in summer in Beijing, consistent with the suggestion from computation study by Frka et al. (2016).

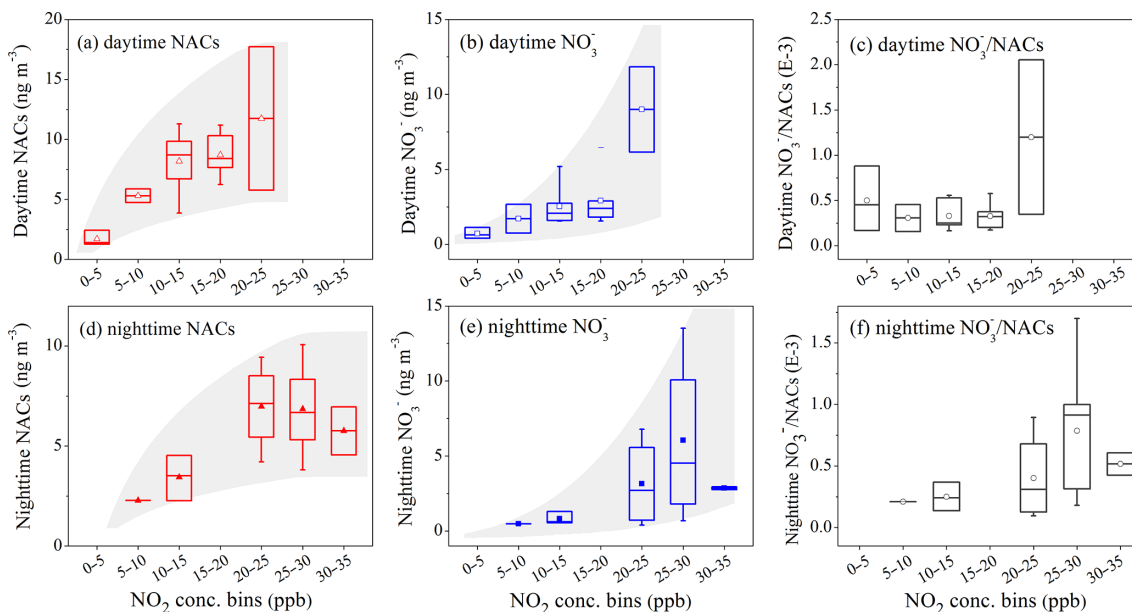
Different from the nighttime enhancements of 4M5NC and 3M5NC, 4NP, 2M4NP and DMNP showed daytime enhancements during the whole campaign (Figs. 4, S5). Previously, Yuan et al. (2016) also suggested the daytime gas-phase oxidation of aromatics could represent the major source of NPs, while the contribution from nighttime reaction of phenol with NO<sub>3</sub> radicals was relatively lower (Yuan et al., 2016). The daytime enhancements of NP and its derivatives (2M4NP, DMNP) were more prominent during episodes II–IV than episode I (daytime/nighttime concentrations at 3.1–4.5 vs. 1.8–2.0) (Fig. 4), which indicated that gas-phase photochemical oxidation plays a more important role during the later period of the campaign. We did not find good correlation between 4NP and NO<sub>2</sub> when considering the whole campaign period (Table S3), while good correlations were observed when treating the daytime and nighttime conditions separately (Table S4). The strong correlations between 4NP and benzene, toluene or NO<sub>2</sub> during daytime and nighttime indicated its formation via oxidation of benzene and toluene in the presence of NO<sub>2</sub> (Table S4). The formation mechanisms of nitrophenol were different during daytime (OH-initiated photooxidation of aromatics in the presence of NO<sub>2</sub>) and nighttime (NO<sub>3</sub>-initiated oxidation of aromatics) (Harrison et al., 2005; Yuan et al., 2016; Sato et al., 2007; Ji et al., 2017; Olariu et al., 2002), thus the role and influence of NO<sub>2</sub> on NAC formation were different. For DMNP, 2M4NP and 3M4NP, they also showed good correlations with benzene, toluene and NO<sub>2</sub> during daytime, but the correlations were absent at night. Instead, their correlations with RH were higher at night, implying the possible formation via aqueous-phase pathways.

### 3.3 The NO<sub>2</sub> control of NAC formation

The analysis in Sect. 3.2 suggests that NO<sub>x</sub> oxidation of anthropogenic VOC precursors represented the dominant sources of NACs in summer in Beijing. To further investigate the impacts of NO<sub>2</sub> on NAC secondary formation, we plot the concentrations of NACs, nitrate (NO<sub>3</sub><sup>-</sup>), and the NO<sub>3</sub><sup>-</sup>/NAC ratios as a function of NO<sub>2</sub> levels (Fig. 5). The variation of (NO<sub>3</sub><sup>-</sup>)/NACs ratios was employed to illustrate the relative abundance of inorganic nitrate and oxidized organic nitrogen. The variations during daytime and nighttime were separately considered due to the different atmospheric conditions and oxidation mechanisms.



**Figure 4.** Time series of (a)  $\text{NO}_x$ , (b)  $J(\text{O}^1\text{D})$ , (c) 4-methyl-5-nitrocatechol (4M5NC), (d) 4-methyl-5-nitrocatechol (3M5NC), (e) 4-nitrophenol (4NP), (f) 2-methyl-4-nitrophenol (2M4NP), and (g) dimethyl-nitrophenol (DMNP). The gray background denotes the nighttime and the white background denotes the daytime.

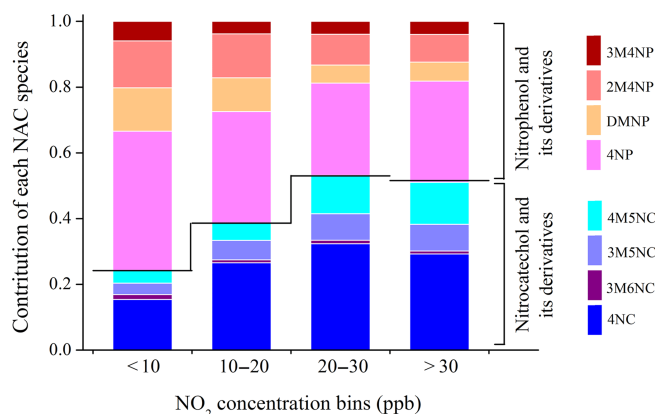


**Figure 5.** Concentration of NACs, nitrate and  $\text{NO}_3^-/\text{NAC}$  ratios as a function of  $\text{NO}_2$  concentration bins during daytime and nighttime. The markers represent the mean values and whiskers represent the 25th and 75th percentiles.

Generally, higher concentrations of NACs and nitrate were observed with elevated NO<sub>2</sub> concentration levels, in a non-linear fashion (Fig. 5). During the daytime, NACs increased with NO<sub>2</sub>, and NO<sub>3</sub><sup>-</sup> concentrations and (NO<sub>3</sub><sup>-</sup>)/NACs ratios were lower under low-NO<sub>x</sub> conditions (NO<sub>2</sub> < 20 ppb). As NO<sub>2</sub> increased to higher than 20 ppb, NAC concentrations did not increase with NO<sub>2</sub> anymore, signaling the transition from NO<sub>x</sub>-sensitive to NO<sub>x</sub>-saturated regimes for NAC secondary formation. At the same time, the NO<sub>3</sub><sup>-</sup> concentrations and (NO<sub>3</sub><sup>-</sup>)/NACs ratios showed increasing trends compared with those under low-NO<sub>x</sub> conditions (NO<sub>2</sub> < 20 ppb) (Fig. 5a, b, c). It was likely that the daytime NO<sub>2</sub> was in excess for the oxidation of ambient VOCs and the NAC formation at NO<sub>2</sub> > 20 ppb. Then the excess NO<sub>2</sub> would be oxidized to form inorganic nitrate, producing a shift of products from organic- to inorganic-dominated conditions. Similarly, during nighttime a transition was observed at NO<sub>2</sub> ~ 25 ppb in which oxidation products were shifted from organic to inorganic dominance (Fig. 5d, e, f). At NO<sub>2</sub> > 25 ppb, the nighttime NAC formation became independent of NO<sub>2</sub> concentrations and inorganic nitrate dominated the NO<sub>x</sub> oxidation products. The simplified mechanisms and schematic diagram of the competing formation of inorganic nitrates and NACs are shown in Fig. S6. The nighttime NO<sub>2</sub> transition value (~ 25 ppb) was higher than the daytime one (~ 20 ppb). The higher concentrations of anthropogenic VOC precursors (Fig. S3) and different oxidation mechanisms (Fig. 1) were the potential reasons for elevated NO<sub>2</sub> transition values at night.

The compositional variation of inorganic nitrate and NACs described in this work serves as an example in illustrating that the transition from low- to high-NO<sub>x</sub> regimes and the corresponding oxidation products shifting from organic- to inorganic-dominated conditions exist in polluted urban atmospheres that are characterized by high NO<sub>x</sub> and anthropogenic VOCs. However, the mechanisms as well as transition thresholds were less understood compared with the well-known BVOC–NO<sub>x</sub> atmospheres. More comprehensive investigation in urban atmospheres is needed to develop more quantitative understanding of the NO<sub>x</sub> regime transition. As only a limited number of VOC species were measured in this study, the NO<sub>x</sub> regime transition value was expressed by NO<sub>2</sub> concentrations rather than NO<sub>2</sub>/VOC or NO<sub>x</sub>/VOC ratios. We also note that the NO<sub>x</sub> regime transition values in other atmospheres could be quite different. The NO<sub>x</sub> regime transition values deserve further investigation through comprehensive lab simulation and field observations to seek a more robust parameter that can be applied to various atmospheric environments.

The analysis in the previous section indicates that the formation pathways of different NAC species vary from each other; thus the role and influence of NO<sub>2</sub> on their formation are different. The NAC compositions under similar NO<sub>2</sub> concentration levels were averaged, with a bin size of 10 ppb NO<sub>2</sub>. The variation of NAC compositions as a function of

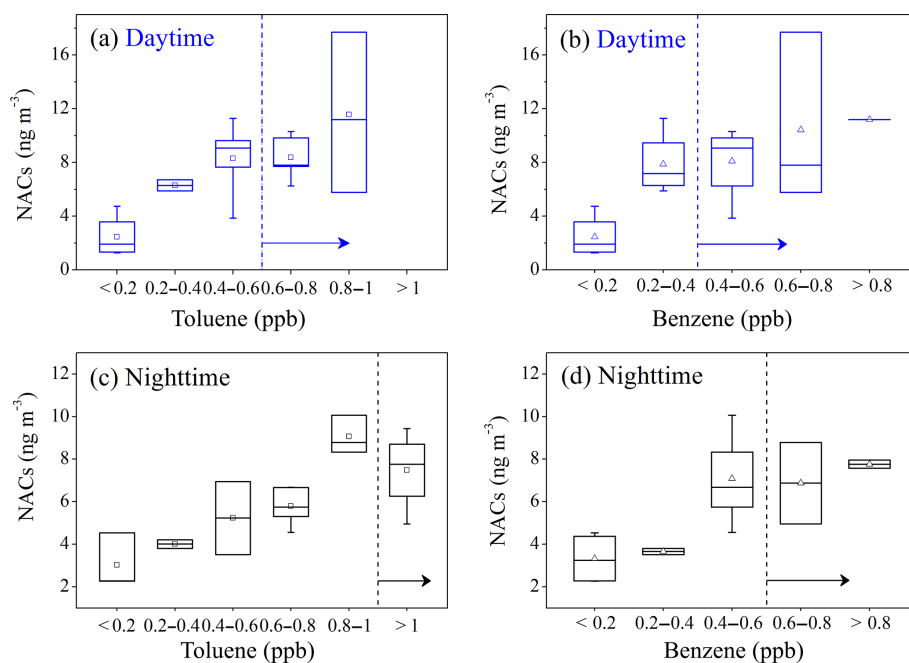


**Figure 6.** Variation of NAC composition as a function of NO<sub>2</sub> concentration bins.

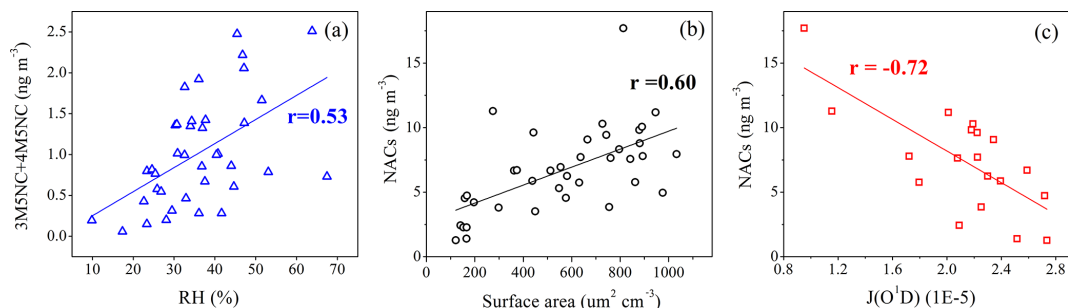
NO<sub>2</sub> levels is shown in Fig. 6 to investigate the influence of NO<sub>2</sub> on NAC compositions. The contributions of NCs (standard deviation < 12 % within each NO<sub>2</sub> bin) increased and those of NPs (standard deviation < 12 % within each NO<sub>2</sub> bin) decreased at elevated NO<sub>2</sub> concentrations. The NAC composition remained relatively constant at NO<sub>2</sub> > 20 ppb, which was approximately the transition value from low- to high-NO<sub>x</sub> regimes. The role of elevated NO<sub>2</sub> in promoting formation of NCs was more obvious than that for NPs. The oxidation of aromatics (e.g., benzene, toluene and VOCs emitted from biomass burning) in the presence of NO<sub>2</sub> represents the major formation pathway of NCs. The formation of NCs would increase with increasing of ambient NO<sub>2</sub>. As particle-phase NP and MNP were strongly dependent on the gas-to-particle partitioning and gas-phase loss (e.g., photolysis), their increasing trends as a function of NO<sub>2</sub> were not as obvious as those of NC and MNC.

### 3.4 Other influence factors on NAC formation

Nitration of aromatic hydrocarbons (e.g., benzene and toluene) represents the major source of NACs in summer in Beijing. NACs generally increased with the increasing of anthropogenic toluene and benzene (Fig. 7). During daytime, when toluene was higher than 0.6 ppb and benzene higher than 0.4 ppb, the NAC concentrations did not increase further with VOC concentrations (Fig. 7a, b). It was likely that toluene or benzene was in excess and that the NAC formation became independent of these precursors. Similarly, the nighttime formation of NACs would become insensitive to these precursors when toluene was higher than 1 ppb and benzene higher than 0.6 ppb (Fig. 7c, d). The transition value of toluene or benzene was higher at night than during the daytime. This could be due to the significantly higher NO<sub>2</sub> levels (significant at the  $p = 0.01$  level) (Fig. S3), with higher capacity to oxidize VOC precursors and different oxidation mechanisms at night.



**Figure 7.** Concentration of NACs as a function of toluene and benzene concentration bins during daytime and nighttime. The markers represent the mean values and whiskers represent the 25th and 75th percentiles.

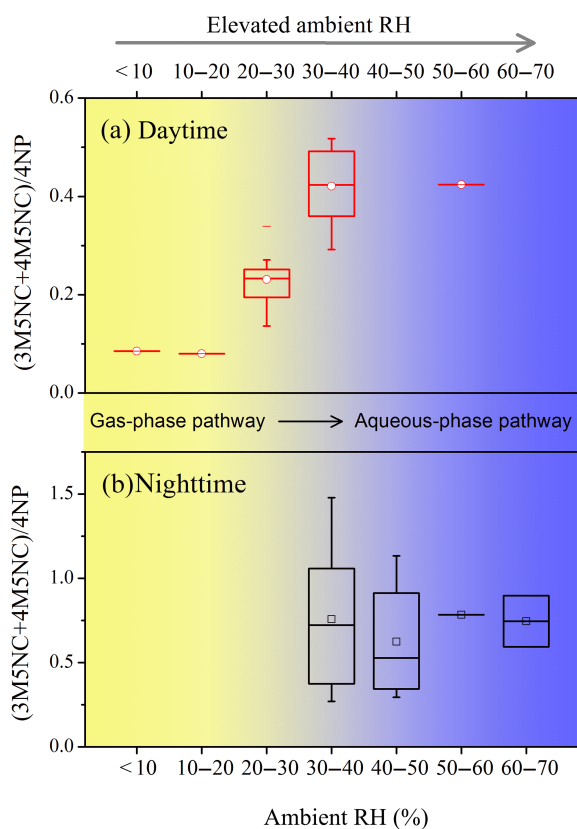


**Figure 8.** Correlation analysis (a) between (3M5NC+4M5NC) and RH, (b) between NACs and aerosol surface area, and (c) between NACs and  $J(O^1D)$ .

Though the total NACs did not show good correlations with ambient RH, good correlations between 3M4NC, 4M5NC, and RH were observed (Table S3, Fig. 8). Nitrophenols and methyl-nitrophenols, dominated by gas-phase formation pathways, were less affected by ambient RH. Aqueous-phase oxidation represented the major formation pathway of 3M4NC and 4M5NC during the campaign, based on the analysis in Sect. 3.2 and previous studies (Vidovic et al., 2018; Frka et al., 2016). Elevated ambient RH would favor the water uptake of aerosols and decrease the aerosol viscosity, which favors the uptake of organic precursors or other gas molecules into the particles, mass diffusion of reactants, and chemical reactions within the particles (Vaden et al., 2011; Booth et al., 2014; Renbaum-Wolff et al., 2013; Shrestha et al., 2015; Zhang et al., 2015), and thereby en-

hance the formation of 3M4NC and 4M5NC in aqueous phase.

The (3M4NC+4M5NC)/4NP mass concentration ratios were employed to indicate the relative contribution of aqueous-phase and gas-phase pathways to NAC formation. The variations of (3M4NC+4M5NC)/4NP ratios as a function of ambient RH during daytime and nighttime are shown in Fig. 9. During daytime, this ratio increased with RH when  $\text{RH} < 30\%$ , indicating elevated contribution of aqueous-phase pathways to NAC formation with higher RH conditions. The ratio remained stable at  $\text{RH} > 30\%$  during both daytime and nighttime, suggesting the relative contribution of aqueous-phase and gas-phase pathways would not increase further with increasing RH beyond  $\text{RH} > 30\%$  (Fig. 9a and b). The ratio during the nighttime was obviously higher than during the daytime, indicating that the aqueous-phase



**Figure 9.**  $(3M5NC+4M5NC)/4NP$  concentration ratio as a function of ambient RH during (a) daytime and (b) nighttime.

oxidation played more important roles for NAC formation at night. The results implied the importance of aqueous-phase oxidation for the secondary formation of oxidized organic nitrogen at elevated ambient RH. Due to the limited sample number obtained by filter-based analysis in this study, the influence of RH or aerosol liquid water content on NAC formation needs further confirmative investigation using controlled laboratory studies.

The NAC concentrations also showed good correlations with aerosol surface area (Fig. 8b). Higher aerosol surface area would facilitate the partitioning of gas-phase NAC products or precursors into particle phase and the aqueous phase or heterogeneous oxidation processes (Kroftic et al., 2015; Bauer et al., 2004; Fenter et al., 1996; Vidovic et al., 2018). Photolysis is an important loss pathway of NACs and could be the dominant sink for nitrophenols in the gas phase (Bejan et al., 2007; Yuan et al., 2016). The highest value of  $J(O^1D)$  of each day was used to roughly represent the photolysis intensity. The daytime NAC concentrations showed negative correlations with  $J(O^1D)$  (Fig. 8c, Table S4), suggesting photolysis as an important sink for NACs during the daytime.

## 4 Conclusions

Nitro-aromatic compound (NAC) measurements from an intensive field campaign conducted in summer in Beijing were examined to investigate the abundance and formation characteristics of NACs under a high-NO<sub>x</sub> and anthropogenic VOC dominated atmosphere. The average concentration of eight quantified NACs was  $6.63 \text{ ng m}^{-3}$ , generally higher than those reported in other summertime studies elsewhere. Among the eight NACs, 4-nitrophenol (32.4 %) and 4-nitrocatechol (28.5 %) were the most abundant, consistent with previous studies, and were followed by methyl-nitrocatechol, methyl-nitrophenol, and dimethyl-nitrophenol.

Our analysis indicates that the secondary formation via oxidation of anthropogenic VOC precursors (e.g., toluene, benzene) in the presence of NO<sub>2</sub> represented a more important source of NACs than primary biomass burning emissions in summer in Beijing. We also observed a transition of oxidation products from organic- to inorganic-dominated conditions as NO<sub>x</sub> shifted from low- to high-NO<sub>x</sub> regimes. The transition occurred at NO<sub>2</sub> of  $\sim 20$  ppb for the daytime and  $\sim 25$  ppb for the nighttime atmosphere. Under low-NO<sub>x</sub> conditions, NACs were observed to increase with NO<sub>2</sub>, and the NO<sub>3</sub><sup>-</sup> concentrations and (NO<sub>3</sub><sup>-</sup>)/NACs ratios were lower. Under high-NO<sub>x</sub> conditions, the NAC concentration did not further increase with NO<sub>2</sub>, while the NO<sub>3</sub><sup>-</sup> concentrations and (NO<sub>3</sub><sup>-</sup>)/NACs ratios would show increasing trends. The shift in relative abundance of inorganic nitrate and NACs observed in this work serves as an example in illustrating the demarcation of the low- and high-NO<sub>x</sub> regimes in the anthropogenic VOC–NO<sub>x</sub> interacted conditions in polluted urban atmospheres and indicates that NO<sub>2</sub> plays important roles in the formation of NACs. The reaction mechanisms are, however, still unclear and deserve further laboratory and field investigation in future studies.

Different day–night variations were observed between the two sub-groups of NACs (i.e., nitrophenols and nitrocatechols). Obvious nighttime enhancements of 3M4NC and 4M5NC and daytime enhancements of 4NP, 2M4NP, and DMNP were noted, indicating their different formation pathways. The aqueous-phase oxidation pathways are presumed to be important for the formation of 4M5NC and 3M5NC, under the conditions with high-NO<sub>x</sub> concentrations and acidic particles during the campaign. Photo-oxidation of toluene and benzene in the presence of NO<sub>2</sub> was more important for the formation of nitrophenols. Subsequently, the  $(3M4NC+4M5NC)/4NP$  mass ratio was employed to probe the relative contribution of aqueous-phase and gas-phase pathways to NAC formation. This ratio would initially increase with RH and remain relatively consistent at RH > 30 %, indicating elevated contribution of aqueous-phase pathways to NAC formation under higher RH conditions. Aqueous-phase pathways played more important roles in NAC formation at night than during the daytime.

VOC precursors, aerosol surface area, and photolysis were also important factors influencing the NAC formation. NACs generally increased with the increasing of toluene and benzene, implying nitration of aromatic hydrocarbons (e.g., benzene and toluene) may represent the major secondary source of NACs in our study location. The NAC formation would become independent of toluene and benzene, when the daytime concentrations were higher than 0.6 and 0.4 ppb, or the nighttime ones higher than 1 and 0.6 ppb. In addition, aerosol surface area was also an important factor promoting the NAC formation, and photolysis could be an important loss pathway of nitrophenols during the daytime.

*Data availability.* The data presented in this article are available from the authors upon request (minhu@pku.edu.cn).

*Supplement.* The supplement related to this article is available online at: <https://doi.org/10.5194/acp-19-7649-2019-supplement>.

*Author contributions.* MiH, MaH, and SG organized the field campaign. YujW and YucW conducted the offline analysis and analyzed the data. YujW wrote the manuscript with input from JZY. All authors contributed to the measurements, discussing results and commenting on the manuscript.

*Competing interests.* The authors declare that they have no conflict of interest.

*Financial support.* This research has been supported by the National Natural Science Foundation of China (grant nos. 91544214, 91844301, 41421064, and 51636003), the National research program for key issues in air pollution control (grant no. DQGG0103), the National Key Research and Development Program of China (grant no. 2016YFC0202000: Task 3), the Hong Kong Research Grant Council (grant no. 16212017), the bilateral Sweden–China framework program on “Photochemical smog in China: formation, transformation, impact and abatement strategies” (grant no. 639-2013-6917), and the project funded by China Postdoctoral Science Foundation (2019M650354).

*Review statement.* This paper was edited by Willy Maenhaut and reviewed by three anonymous referees.

## References

Atkinson, R., Aschmann, S. M., and Arey, J.: Reactions of hydroxyl and nitrogen trioxide radicals with phenol, cresols, and 2-nitrophenol at  $296 \pm 2$  K, *Environ. Sci. Technol.*, 26, 1397–1403, <https://doi.org/10.1021/es00031a018>, 1992.

- Bannan, T. J., Booth, A. M., Jones, B. T., O’Meara, S., Barley, M. H., Riipinen, I., Percival, C. J., and Topping, D.: Measured saturation vapor pressures of phenolic and nitroaromatic compounds, *Environ. Sci. Technol.*, 51, 3922–3928, <https://doi.org/10.1021/acs.est.6b06364>, 2017.
- Bauer, S. E., Balkanski, Y., Schulz, M., Hauglustaine, D. A., and Dentener, F.: Global modeling of heterogeneous chemistry on mineral aerosol surfaces: influence on tropospheric ozone chemistry and comparison to observations, *J. Geophys. Res.-Atmos.*, 109, D02304, <https://doi.org/10.1029/2003jd003868>, 2004.
- Bejan, I., Barnes, I., Olariu, R., Zhou, S., Wiesen, P., and Benter, T.: Investigations on the gas-phase photolysis and OH radical kinetics of methyl-2-nitrophenols, *Phys. Chem. Chem. Phys.*, 9, 5686–5692, <https://doi.org/10.1039/b709464g>, 2007.
- Bejan, I., Duncianu, M., Olariu, R., Barnes, I., Seakins, P. W., and Wiesen, P.: Kinetic study of the gas-phase reactions of chlorine atoms with 2-chlorophenol, 2-nitrophenol, and four methyl-2-nitrophenol isomers, *J. Phys. Chem. A*, 119, 4735–4745, <https://doi.org/10.1021/acs.jpca.5b02392>, 2015.
- Booth, A. M., Murphy, B., Riipinen, I., Percival, C. J., and Topping, D. O.: Connecting bulk viscosity measurements to kinetic limitations on attaining equilibrium for a model aerosol composition, *Environ. Sci. Technol.*, 48, 9298–9305, <https://doi.org/10.1021/es501705c>, 2014.
- Cecinato, A., Di Palo, V., Pomata, D., Tomasi Sciano, M. C., and Possanzini, M.: Measurement of phase-distributed nitrophenols in Rome ambient air, *Chemosphere*, 59, 679–683, <https://doi.org/10.1016/j.chemosphere.2004.10.045>, 2005.
- Chen, J., Wenger, J. C., and Venables, D. S.: Near-ultraviolet absorption cross sections of nitrophenols and their potential influence on tropospheric oxidation capacity, *J. Phys. Chem. A*, 115, 12235–12242, <https://doi.org/10.1021/jp206929r>, 2011.
- Chow, K. S., Huang, X. H. H., and Yu, J. Z.: Quantification of nitroaromatic compounds in atmospheric fine particulate matter in Hong Kong over 3 years: field measurement evidence for secondary formation derived from biomass burning emissions, *Environ. Chem.*, 13, 665–673, <https://doi.org/10.1071/en15174>, 2016.
- Claeys, M., Vermeylen, R., Yasmeeen, F., Gomez-Gonzalez, Y., Chi, X. G., Maenhaut, W., Meszaros, T., and Salma, I.: Chemical characterisation of humic-like substances from urban, rural and tropical biomass burning environments using liquid chromatography with UV/vis photodiode array detection and electrospray ionisation mass spectrometry, *Environ. Chem.*, 9, 273–284, <https://doi.org/10.1071/EN11163>, 2012.
- Edwards, P. M., Aikin, K. C., Dube, W. P., Fry, J. L., Gilman, J. B., de Gouw, J. A., Graus, M. G., Hanisco, T. F., Holloway, J., Huber, G., Kaiser, J., Keutsch, F. N., Lerner, B. M., Neuman, J. A., Parrish, D. D., Peischl, J., Pollack, I. B., Ravishankara, A. R., Roberts, J. M., Ryerson, T. B., Trainer, M., Veres, P. R., Wolfe, G. M., Warneke, C., and Brown, S. S.: Transition from high- to low-NO<sub>x</sub> control of night-time oxidation in the southeastern US, *Nat. Geosci.*, 10, 490–495, <https://doi.org/10.1038/NGEO2976>, 2017.
- Fenter, F. F., Caloz, F., and Rossi, M. J.: Heterogeneous kinetics of N<sub>2</sub>O<sub>5</sub> uptake on salt, with a systematic study of the role of surface presentation (for N<sub>2</sub>O<sub>5</sub> and HNO<sub>3</sub>), *J. Phys. Chem.*, 100, 1008–1019, <https://doi.org/10.1021/jp9503829>, 1996.

- Finewax, Z., de Gouw, J. A., and Ziemann, P. J.: Identification and quantification of 4-nitrocatechol formed from OH and NO<sub>3</sub> radical-initiated reactions of catechol in air in the presence of NO<sub>x</sub>: implications for secondary organic aerosol formation from biomass burning, *Environ. Sci. Technol.*, 52, 1981–1989, <https://doi.org/10.1021/acs.est.7b05864>, 2018.
- Frka, S., Sala, M., Kroflic, A., Hus, M., Cusak, A., and Grgic, I.: Quantum chemical calculations resolved identification of methylnitrocatechols in atmospheric aerosols, *Environ. Sci. Technol.*, 50, 5526–5535, <https://doi.org/10.1021/acs.est.6b00823>, 2016.
- Ge, X., Wexler, A. S., and Clegg, S. L.: Atmospheric amines – Part I. A review, *Atmos. Environ.*, 45, 524–546, <https://doi.org/10.1016/j.atmosenv.2010.10.012>, 2011.
- Guo, H., Xu, L., Bougiatioti, A., Cerully, K. M., Capps, S. L., Hite, J. R., Carlton, A. G., Lee, S. H., Bergin, M. H., Ng, N. L., Nenes, A., and Weber, R. J.: Fine-particle water and pH in the southeastern United States, *Atmos. Chem. Phys.*, 15, 5211–5228, <https://doi.org/10.5194/acp-15-5211-2015>, 2015.
- Guo, S., Hu, M., Wang, Z. B., Slanina, J., and Zhao, Y. L.: Size-resolved aerosol water-soluble ionic compositions in the summer of Beijing: implication of regional secondary formation, *Atmos. Chem. Phys.*, 10, 947–959, <https://doi.org/10.5194/acp-10-947-2010>, 2010.
- Hallquist, M., Munthe, J., Hu, M., Wang, T., Chan, C. K., Gao, J., Boman, J., Guo, S., Hallquist, A. M., Mellqvist, J., Moldanova, J., Pathak, R. K., Pettersson, J. B. C., Pleijel, H., Simpson, D., and Thynell, M.: Photochemical smog in China: scientific challenges and implications for air-quality policies, *Natl. Sci. Rev.*, 3, 401–403, <https://doi.org/10.1093/nsr/nww080>, 2016.
- Harrison, M. A. J., Barra, S., Borghesi, D., Vione, D., Arsene, C., and Iulian Olariu, R.: Nitrated phenols in the atmosphere: a review, *Atmos. Environ.*, 39, 231–248, <https://doi.org/10.1016/j.atmosenv.2004.09.044>, 2005.
- Hems, R. F. and Abbatt, J. P. D.: Aqueous phase photo-oxidation of brown carbon nitrophenols: reaction kinetics, mechanism, and evolution of light absorption, *ACS Earth Space Chem.*, 2, 225–234, <https://doi.org/10.1021/acsearthspacechem.7b00123>, 2018.
- Hennigan, C. J., Izumi, J., Sullivan, A. P., Weber, R. J., and Nenes, A.: A critical evaluation of proxy methods used to estimate the acidity of atmospheric particles, *Atmos. Chem. Phys.*, 15, 2775–2790, <https://doi.org/10.5194/acp-15-2775-2015>, 2015.
- Hoffmann, D., Iinuma, Y., and Herrmann, H.: Development of a method for fast analysis of phenolic molecular markers in biomass burning particles using high performance liquid chromatography/atmospheric pressure chemical ionisation mass spectrometry, *J. Chromatogr., A*, 1143, 168–175, <https://doi.org/10.1016/j.chroma.2007.01.035>, 2007.
- Huang, Q., Wang, L., and Han, S.: The genotoxicity of substituted nitrobenzenes and the quantitative structure-activity relationship studies, *Chemosphere*, 30, 915–923, [https://doi.org/10.1016/0045-6535\(94\)00450-9](https://doi.org/10.1016/0045-6535(94)00450-9), 1995.
- Huo, Q., Cai, X., Kang, L., Zhang, H., Song, Y., and Zhu, T.: Estimating ammonia emissions from a winter wheat cropland in North China Plain with field experiments and inverse dispersion modeling, *Atmos. Environ.*, 104, 1–10, <https://doi.org/10.1016/j.atmosenv.2015.01.003>, 2015.
- Iinuma, Y., Boge, O., Grafe, R., and Herrmann, H.: Methyl-nitrocatechols: atmospheric tracer compounds for biomass burning secondary organic aerosols, *Environ. Sci. Technol.*, 44, 8453–8459, <https://doi.org/10.1021/es102938a>, 2010.
- Jenkin, M. E., Saunders, S. M., Wagner, V., and Pilling, M. J.: Protocol for the development of the Master Chemical Mechanism, MCM v3 (Part B): tropospheric degradation of aromatic volatile organic compounds, *Atmos. Chem. Phys.*, 3, 181–193, <https://doi.org/10.5194/acp-3-181-2003>, 2003.
- Ji, Y., Zhao, J., Terazono, H., Misawa, K., Levitt, N. P., Li, Y., Lin, Y., Peng, J., Wang, Y., Duan, L., Pan, B., Zhang, F., Feng, X., An, T., Marrero-Ortiz, W., Secrest, J., Zhang, A. L., Shibuya, K., Molina, M. J., and Zhang, R.: Reassessing the atmospheric oxidation mechanism of toluene, *P. Natl. Acad. Sci. USA*, 114, 8169–8174, <https://doi.org/10.1073/pnas.1705463114>, 2017.
- Joback, K. G. and Reid, R. C.: Estimation of pure-component properties from group-contributions, *Chem. Eng. Commun.*, 57, 233–243, <https://doi.org/10.1080/00986448708960487>, 1987.
- Kahnt, A., Behrouzi, S., Vermeylen, R., Safi Shalamzari, M., Vercauteren, J., Roekens, E., Claeys, M., and Maenhaut, W.: One-year study of nitro-organic compounds and their relation to wood burning in PM<sub>10</sub> aerosol from a rural site in Belgium, *Atmos. Environ.*, 81, 561–568, <https://doi.org/10.1016/j.atmosenv.2013.09.041>, 2013.
- Kitanovski, Z., Grgic, I., Vermeylen, R., Claeys, M., and Maenhaut, W.: Liquid chromatography tandem mass spectrometry method for characterization of monoaromatic nitro-compounds in atmospheric particulate matter, *J. Chromatogr., A*, 1268, 35–43, <https://doi.org/10.1016/j.chroma.2012.10.021>, 2012.
- Kroflic, A., Grilc, M., and Grgic, I.: Unraveling pathways of guaiacol nitration in atmospheric waters: nitrite, a source of reactive nitronium ion in the atmosphere, *Environ. Sci. Technol.*, 49, 9150–9158, <https://doi.org/10.1021/acs.est.5b01811>, 2015.
- Kroflic, A., Hus, M., Grilc, M., and Grgic, I.: Underappreciated and complex role of nitrous acid in aromatic nitration under mild environmental conditions: the case of activated methoxyphenols, *Environ. Sci. Technol.*, 52, 13756–13765, <https://doi.org/10.1021/acs.est.8b01903>, 2018.
- Laskin, A., Smith, J. S., and Laskin, J.: Molecular characterization of nitrogen-containing organic compounds in biomass burning aerosols using high-resolution mass spectrometry, *Environ. Sci. Technol.*, 43, 3764–3771, <https://doi.org/10.1021/es803456n>, 2009.
- Lauraguais, A., Coeur-Tourneur, C., Cassez, A., Deboudt, K., Fourmentin, M., and Choël, M.: Atmospheric reactivity of hydroxyl radicals with guaiacol (2-methoxyphenol), a biomass burning emitted compound: secondary organic aerosol formation and gas-phase oxidation products, *Atmos. Environ.*, 86, 155–163, <https://doi.org/10.1016/j.atmosenv.2013.11.074>, 2014.
- Le Breton, M., Wang, Y., Hallquist, Å. M., Pathak, R. K., Zheng, J., Yang, Y., Shang, D., Glasius, M., Bannan, T. J., Liu, Q., Chan, C. K., Percival, C. J., Zhu, W., Lou, S., Topping, D., Wang, Y., Yu, J., Lu, K., Guo, S., Hu, M., and Hallquist, M.: Online gas- and particle-phase measurements of organosulfates, organosulfonates and nitrooxy organosulfates in Beijing utilizing a FI-GAERO ToF-CIMS, *Atmos. Chem. Phys.*, 18, 10355–10371, <https://doi.org/10.5194/acp-18-10355-2018>, 2018.
- Lin, P., Bluvshstein, N., Rudich, Y., Nizkorodov, S. A., Laskin, J., and Laskin, A.: Molecular chemistry of atmospheric brown carbon inferred from a nationwide biomass

- burning event, *Environ. Sci. Technol.*, 51, 11561–11570, <https://doi.org/10.1021/acs.est.7b02276>, 2017.
- Liu, Y., Shao, M., Fu, L., Lu, S., Zeng, L., and Tang, D.: Source profiles of volatile organic compounds (VOCs) measured in China: Part I, *Atmos. Environ.*, 42, 6247–6260, <https://doi.org/10.1016/j.atmosenv.2008.01.070>, 2008.
- Mohr, C., Lopez-Hilfiker, F. D., Zotter, P., Prevot, A. S., Xu, L., Ng, N. L., Herndon, S. C., Williams, L. R., Franklin, J. P., Zahniser, M. S., Worsnop, D. R., Knighton, W. B., Aiken, A. C., Gorkowski, K. J., Dubey, M. K., Allan, J. D., and Thornton, J. A.: Contribution of nitrated phenols to wood burning brown carbon light absorption in Detling, United Kingdom during winter time, *Environ. Sci. Technol.*, 47, 6316–6324, <https://doi.org/10.1021/es400683v>, 2013.
- Nannoolal, Y., Rarey, J., and Ramjugernath, D.: Estimation of pure component properties, *Fluid Phase Equilib.*, 269, 117–133, <https://doi.org/10.1016/j.fluid.2008.04.020>, 2008.
- Ng, N. L., Brown, S. S., Archibald, A. T., Atlas, E., Cohen, R. C., Crowley, J. N., Day, D. A., Donahue, N. M., Fry, J. L., Fuchs, H., Griffin, R. J., Guzman, M. I., Herrmann, H., Hodzic, A., Iinuma, Y., Jimenez, J. L., Kiendler-Scharr, A., Lee, B. H., Luecken, D. J., Mao, J., McLaren, R., Mutzel, A., Osthoff, H. D., Ouyang, B., Picquet-Varrault, B., Platt, U., Pye, H. O. T., Rudich, Y., Schwantes, R. H., Shiraiwa, M., Stutz, J., Thornton, J. A., Tilgner, A., Williams, B. J., and Zaveri, R. A.: Nitrate radicals and biogenic volatile organic compounds: oxidation, mechanisms, and organic aerosol, *Atmos. Chem. Phys.*, 17, 2103–2162, <https://doi.org/10.5194/acp-17-2103-2017>, 2017.
- Olariu, R. I., Klotz, B., Barnes, I., Becker, K. H., and Mocanu, R.: FT-IR study of the ring-retaining products from the reaction of OH radicals with phenol, o-, m- and p-cresol, *Atmos. Environ.*, 36, 3685–3697, [https://doi.org/10.1016/S1352-2310\(02\)00202-9](https://doi.org/10.1016/S1352-2310(02)00202-9), 2002.
- Pankow, J. F.: An absorption model of the gas/aerosol partitioning involved in the formation of secondary organic aerosol, *Atmos. Environ.*, 28, 189–193, [https://doi.org/10.1016/1352-2310\(94\)90094-9](https://doi.org/10.1016/1352-2310(94)90094-9), 1994a.
- Pankow, J. F.: An absorption model of gas/particle partitioning of organic compounds in the atmosphere, *Atmos. Environ.*, 28, 185–188, [https://doi.org/10.1016/1352-2310\(94\)90093-0](https://doi.org/10.1016/1352-2310(94)90093-0), 1994b.
- Pankow, J. F., Seinfeld, J. H., Asher, W. E., and Erdakos, G. B.: Modeling the formation of secondary organic aerosol, 1. Application of theoretical principles to measurements obtained in the  $\alpha$ -pinene/,  $\beta$ -pinene/, pabinene/,  $\Delta$ 3-carene/, and cyclohexene/ozone systems, *Environ. Sci. Technol.*, 35, 1164–1172, <https://doi.org/10.1021/es001321d>, 2001.
- Purohit, V. and Basu, A. K.: Mutagenicity of nitroaromatic compounds, *Chem. Res. Toxicol.*, 13, 673–692, <https://doi.org/10.1021/tx000002x>, 2000.
- Renbaum-Wolff, L., Grayson, J. W., Bateman, A. P., Kuwata, M., Sellier, M., Murray, B. J., Shilling, J. E., Martin, S. T., and Bertram, A. K.: Viscosity of  $\alpha$ -pinene secondary organic material and implications for particle growth and reactivity, *P. Natl. Acad. Sci. USA*, 110, 8014–8019, <https://doi.org/10.1073/pnas.1219548110>, 2013.
- Sander, R.: Compilation of Henry's law constants (version 4.0) for water as solvent, *Atmos. Chem. Phys.*, 15, 4399–4981, <https://doi.org/10.5194/acp-15-4399-2015>, 2015.
- Sangwan, M. and Zhu, L.: Role of methyl-2-nitrophenol photolysis as a potential source of OH radicals in the polluted atmosphere: implications from laboratory investigation, *J. Phys. Chem. A*, 122, 1861–1872, <https://doi.org/10.1021/acs.jpca.7b11235>, 2018.
- Sato, K., Hatakeyama, S., and Imamura, T.: Secondary organic aerosol formation during the photooxidation of toluene: NO<sub>x</sub> dependence of chemical composition, *J. Phys. Chem. A*, 111, 9796–9808, <https://doi.org/10.1021/jp071419f>, 2007.
- Shrestha, M., Zhang, Y., Upshur, M. A., Liu, P., Blair, S. L., Wang, H. F., Nizkorodov, S. A., Thomson, R. J., Martin, S. T., and Geiger, F. M.: On surface order and disorder of alpha-pinene-derived secondary organic material, *J. Phys. Chem. A*, 119, 4609–4617, <https://doi.org/10.1021/jp510780e>, 2015.
- Slade, J. H. and Knopf, D. A.: Multiphase OH oxidation kinetics of organic aerosol: the role of particle phase state and relative humidity, *Geophys. Res. Lett.*, 41, 5297–5306, <https://doi.org/10.1002/2014gl060582>, 2014.
- Tang, R., Wu, Z., Li, X., Wang, Y., Shang, D., Xiao, Y., Li, M., Zeng, L., Wu, Z., Hallquist, M., Hu, M., and Guo, S.: Primary and secondary organic aerosols in summer 2016 in Beijing, *Atmos. Chem. Phys.*, 18, 4055–4068, <https://doi.org/10.5194/acp-18-4055-2018>, 2018.
- Teich, M., van Pinxteren, D., Wang, M., Kecorius, S., Wang, Z., Müller, T., Močnik, G., and Herrmann, H.: Contributions of nitrated aromatic compounds to the light absorption of water-soluble and particulate brown carbon in different atmospheric environments in Germany and China, *Atmos. Chem. Phys.*, 17, 1653–1672, <https://doi.org/10.5194/acp-17-1653-2017>, 2017.
- Tham, Y. J., Wang, Z., Li, Q., Yun, H., Wang, W., Wang, X., Xue, L., Lu, K., Ma, N., Bohn, B., Li, X., Kecorius, S., Groß, J., Shao, M., Wiedensohler, A., Zhang, Y., and Wang, T.: Significant concentrations of nitryl chloride sustained in the morning: investigations of the causes and impacts on ozone production in a polluted region of northern China, *Atmos. Chem. Phys.*, 16, 14959–14977, <https://doi.org/10.5194/acp-16-14959-2016>, 2016.
- Turpin, B. J. and Lim, H. J.: Species contributions to PM<sub>2.5</sub> mass concentrations: revisiting common assumptions for estimating organic mass, *Aerosol Sci. Tech.*, 35, 602–610, <https://doi.org/10.1080/02786820152051454>, 2001.
- Vaden, T. D., Imre, D., Beranek, J., Shrivastava, M., and Zelenyuk, A.: Evaporation kinetics and phase of laboratory and ambient secondary organic aerosol, *P. Natl. Acad. Sci. USA*, 108, 2190–2195, <https://doi.org/10.1073/pnas.1013391108>, 2011.
- Vidovic, K., Lasic Jurkovic, D., Sala, M., Kroflic, A., and Grgic, I.: Nighttime aqueous-phase formation of nitrocatechols in the atmospheric condensed phase, *Environ. Sci. Technol.*, 52, 9722–9730, <https://doi.org/10.1021/acs.est.8b01161>, 2018.
- Vione, D., Maurino, V., Minero, C., and Pelizzetti, E.: Phenol photolysis upon UV irradiation of nitrite in aqueous solution I: effects of oxygen and 2-propanol, *Chemosphere*, 45, 893–902, [https://doi.org/10.1016/s0045-6535\(01\)00035-2](https://doi.org/10.1016/s0045-6535(01)00035-2), 2001.
- Vione, D., Maurino, V., Minero, C., Lucchiari, M., and Pelizzetti, E.: Nitration and hydroxylation of benzene in the presence of nitrite/nitrous acid in aqueous solution, *Chemosphere*, 56, 1049–1059, <https://doi.org/10.1016/j.chemosphere.2004.05.027>, 2004.
- Wang, H. C., Lu, K. D., Guo, S., Wu, Z. J., Shang, D. J., Tan, Z. F., Wang, Y. J., Le Breton, M., Lou, S. R., Tang, M. J., Wu, Y. S., Zhu, W. F., Zheng, J., Zeng, L. M., Hallquist, M., Hu, M., and



- Zhang, Y. H.: Efficient N<sub>2</sub>O<sub>5</sub> uptake and NO<sub>3</sub> oxidation in the outflow of urban Beijing, *Atmos. Chem. Phys.*, 18, 9705–9721, <https://doi.org/10.5194/acp-18-9705-2018>, 2018.
- Wang, L., Wang, X., Gu, R., Wang, H., Yao, L., Wen, L., Zhu, F., Wang, W., Xue, L., Yang, L., Lu, K., Chen, J., Wang, T., Zhang, Y., and Wang, W.: Observations of fine particulate nitrated phenols in four sites in northern China: concentrations, source apportionment, and secondary formation, *Atmos. Chem. Phys.*, 18, 4349–4359, <https://doi.org/10.5194/acp-18-4349-2018>, 2018.
- Wang, M., Shao, M., Chen, W., Yuan, B., Lu, S., Zhang, Q., Zeng, L., and Wang, Q.: A temporally and spatially resolved validation of emission inventories by measurements of ambient volatile organic compounds in Beijing, China, *Atmos. Chem. Phys.*, 14, 5871–5891, <https://doi.org/10.5194/acp-14-5871-2014>, 2014.
- Wang, X., Gu, R., Wang, L., Xu, W., Zhang, Y., Chen, B., Li, W., Xue, L., Chen, J., and Wang, W.: Emissions of fine particulate nitrated phenols from the burning of five common types of biomass, *Environ. Pollut.*, 230, 405–412, <https://doi.org/10.1016/j.envpol.2017.06.072>, 2017.
- Wang, Y., Hu, M., Lin, P., Guo, Q., Wu, Z., Li, M., Zeng, L., Song, Y., Zeng, L., Wu, Y., Guo, S., Huang, X., and He, L.: Molecular characterization of nitrogen-containing organic compounds in humic-like substances emitted from straw residue burning, *Environ. Sci. Technol.*, 51, 5951–5961, <https://doi.org/10.1021/acs.est.7b00248>, 2017.
- Wang, Y., Hu, M., Guo, S., Wang, Y., Zheng, J., Yang, Y., Zhu, W., Tang, R., Li, X., Liu, Y., Le Breton, M., Du, Z., Shang, D., Wu, Y., Wu, Z., Song, Y., Lou, S., Hallquist, M., and Yu, J.: The secondary formation of organosulfates under interactions between biogenic emissions and anthropogenic pollutants in summer in Beijing, *Atmos. Chem. Phys.*, 18, 10693–10713, <https://doi.org/10.5194/acp-18-10693-2018>, 2018.
- Weber, R. J., Guo, H., Russell, A. G., and Nenes, A.: High aerosol acidity despite declining atmospheric sulfate concentrations over the past 15 years, *Nat. Geosci.*, 9, 282–285, <https://doi.org/10.1038/ngeo2665>, 2016.
- Xie, M., Chen, X., Hays, M. D., Lewandowski, M., Offenberg, J., Kleindienst, T. E., and Holder, A. L.: Light absorption of secondary organic aerosol: composition and contribution of nitroaromatic compounds, *Environ. Sci. Technol.*, 51, 11607–11616, <https://doi.org/10.1021/acs.est.7b03263>, 2017.
- Yuan, B., Liggio, J., Wentzell, J., Li, S.-M., Stark, H., Roberts, J. M., Gilman, J., Lerner, B., Warneke, C., Li, R., Leithead, A., Osthoff, H. D., Wild, R., Brown, S. S., and de Gouw, J. A.: Secondary formation of nitrated phenols: insights from observations during the Uintah Basin Winter Ozone Study (UBWOS) 2014, *Atmos. Chem. Phys.*, 16, 2139–2153, <https://doi.org/10.5194/acp-16-2139-2016>, 2016.
- Yue, D., Hu, M., Wu, Z., Wang, Z., Guo, S., Wehner, B., Nowak, A., Achtert, P., Wiedensohler, A., Jung, J., Kim, Y. J., and Liu, S.: Characteristics of aerosol size distributions and new particle formation in the summer in Beijing, *J. Geophys. Res.*, 114, D00G12, <https://doi.org/10.1029/2008jd010894>, 2009.
- Zhang, X., Lin, Y. H., Surratt, J. D., and Weber, R. J.: Sources, composition and absorption Angstrom exponent of light-absorbing organic components in aerosol extracts from the Los Angeles Basin, *Environ. Sci. Technol.*, 47, 3685–3693, <https://doi.org/10.1021/es305047b>, 2013.
- Zhang, Y., Sanchez, M. S., Douet, C., Wang, Y., Bateman, A. P., Gong, Z., Kuwata, M., Renbaum-Wolff, L., Sato, B. B., Liu, P. F., Bertram, A. K., Geiger, F. M., and Martin, S. T.: Changing shapes and implied viscosities of suspended submicron particles, *Atmos. Chem. Phys.*, 15, 7819–7829, <https://doi.org/10.5194/acp-15-7819-2015>, 2015.
- Zhang, Y. Y., Müller, L., Winterhalter, R., Moortgat, G. K., Hoffmann, T., and Pöschl, U.: Seasonal cycle and temperature dependence of pinene oxidation products, dicarboxylic acids and nitrophenols in fine and coarse air particulate matter, *Atmos. Chem. Phys.*, 10, 7859–7873, <https://doi.org/10.5194/acp-10-7859-2010>, 2010.
- Zheng, J., Hu, M., Du, Z. F., Shang, D. J., Gong, Z. H., Qin, Y. H., Fang, J. Y., Gu, F. T., Li, M. R., Peng, J. F., Li, J., Zhang, Y. Q., Huang, X. F., He, L. Y., Wu, Y. S., and Guo, S.: Influence of biomass burning from South Asia at a high-altitude mountain receptor site in China, *Atmos. Chem. Phys.*, 17, 6853–6864, <https://doi.org/10.5194/acp-17-6853-2017>, 2017.