

Supplement of Atmos. Chem. Phys., 18, 9147–9159, 2018
<https://doi.org/10.5194/acp-18-9147-2018-supplement>
© Author(s) 2018. This work is distributed under
the Creative Commons Attribution 4.0 License.



Supplement of

Characteristics and mixing state of amine-containing particles at a rural site in the Pearl River Delta, China

Chunlei Cheng et al.

Correspondence to: Mei Li (limei2007@163.com) and Zhen Zhou (zhouzhen@gig.ac.cn)

The copyright of individual parts of the supplement might differ from the CC BY 4.0 License.

Supplementary materials

Figure caption:

Figure S1. The location of SPAMS measurements in Heshan sampling site (22.73N, 112.93E) in PRD, China.

Figure S2. The linear regressions between total amine-containing particle count and relative humidity (RH) in summer (a) and winter (b), and diurnal amine-containing particle count and diurnal RH in summer (c) and winter (d) in Heshan: the diurnal amine-containing particles were averaged from hourly particle counts during sampling period in summer and winter separately.

Figure S3. The linear regressions between amine-containing particles and ammonium-containing particles in summer and winter.

Figure S4. The linear regressions between the peak areas of amines and sulfate in summer (a) and winter (c), and the linear regressions between the peak areas of amines and nitrate in summer (b) and winter (d) in amine-containing particles.

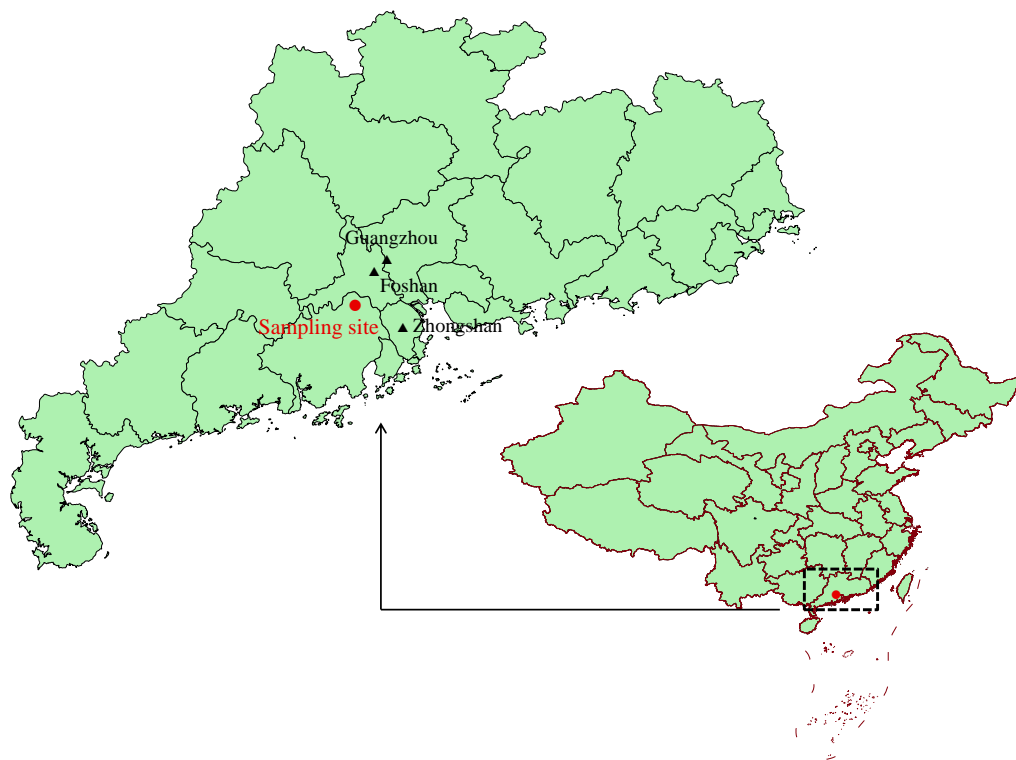


Figure S1. The location of SPAMS measurements in Heshan sampling site (22.73N, 112.93E) in PRD, China.

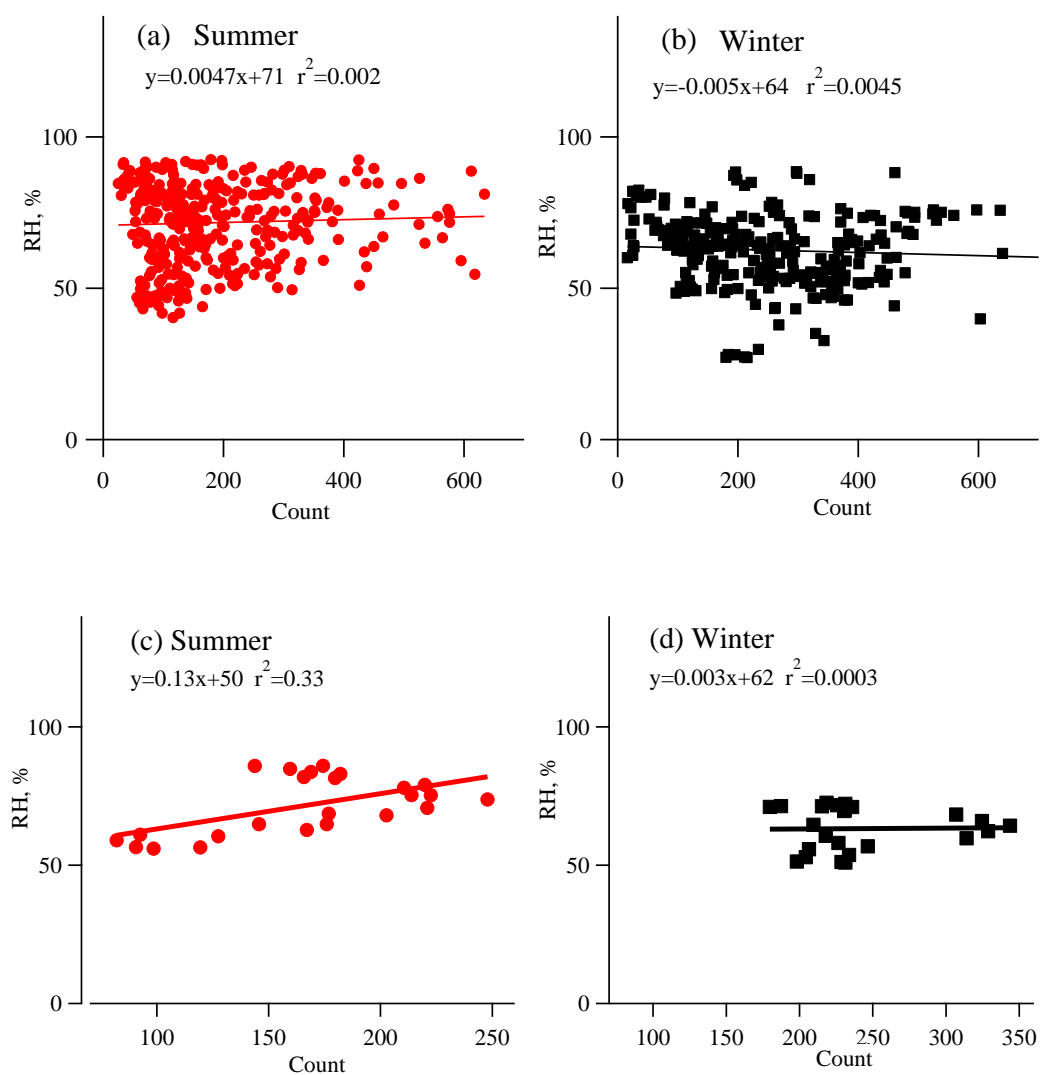


Figure S2. The linear regressions between total amine-containing particle count and relative humidity (RH) in summer (a) and winter (b), and diurnal amine-containing particle count and diurnal RH in summer (c) and winter (d) in Heshan: the diurnal amine-containing particles were averaged from hourly particle counts during sampling period in summer and winter separately.

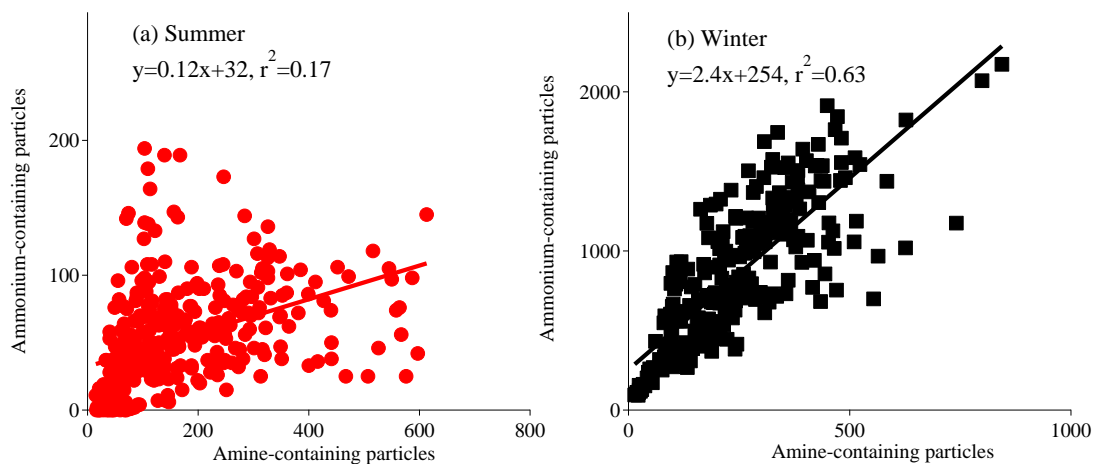


Figure S3. The linear regressions between amine-containing particles and ammonium-containing particles in summer and winter.

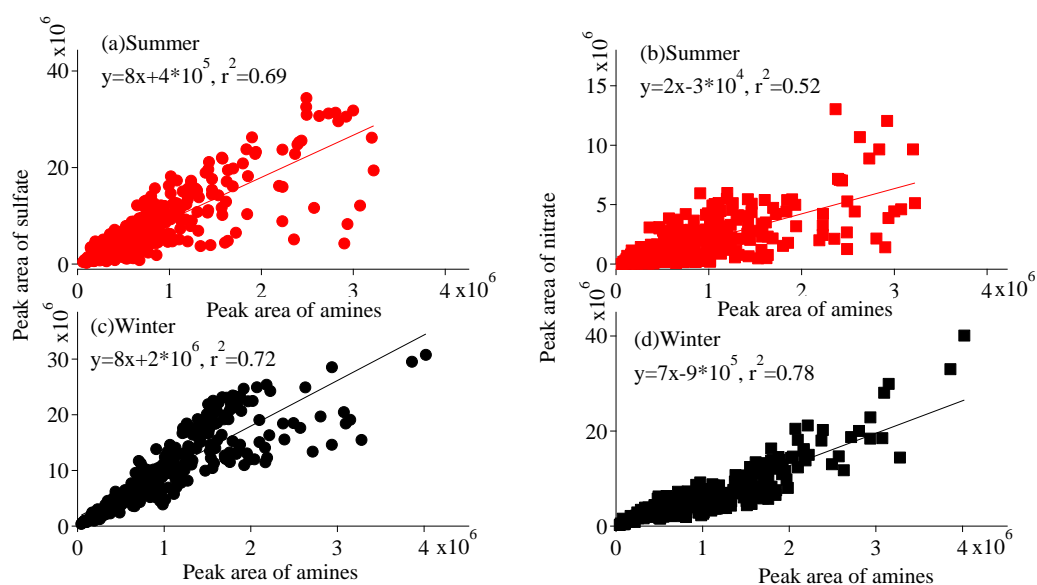


Figure S4. The linear regressions between the peak areas of amines and sulfate in summer (a) and winter (c), and the linear regressions between the peak areas of amines and nitrate in summer (b) and winter (d) in amine-containing particles.