

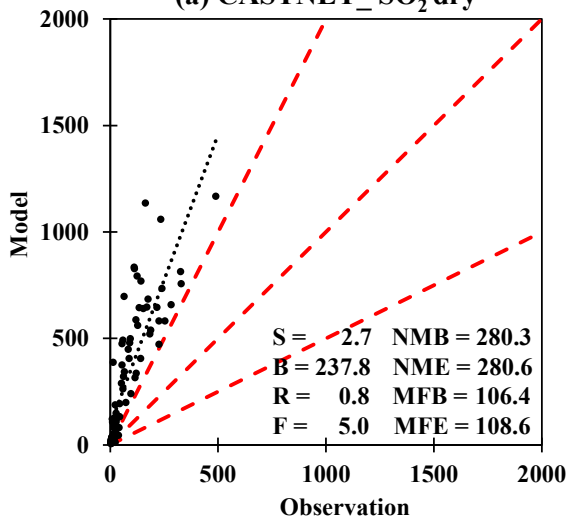
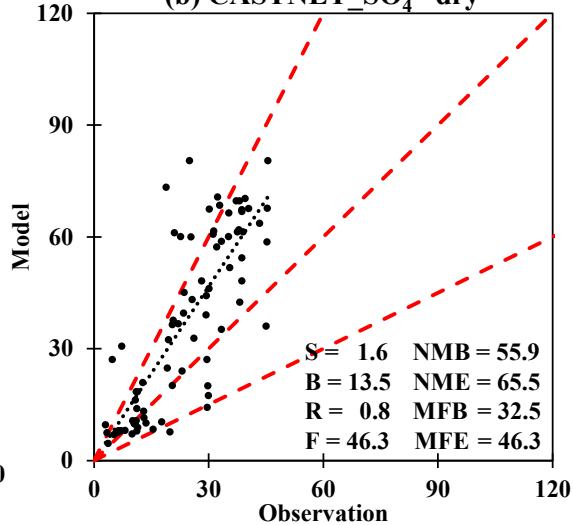
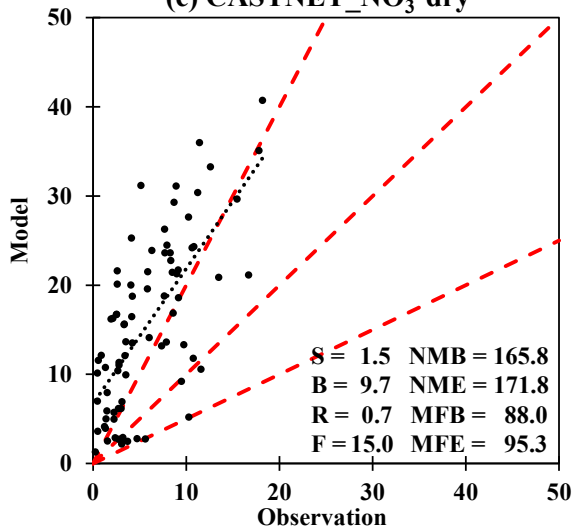
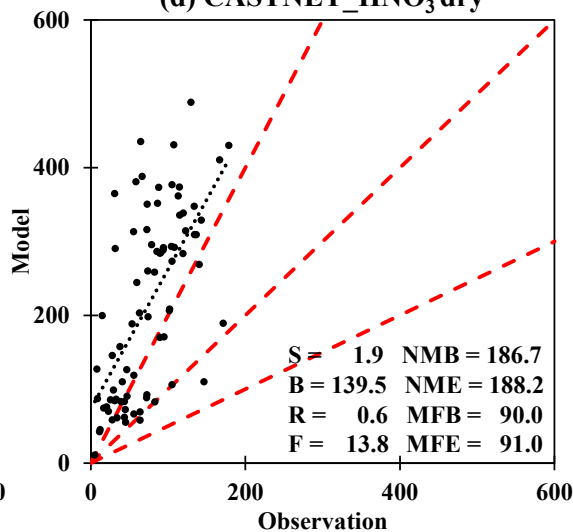
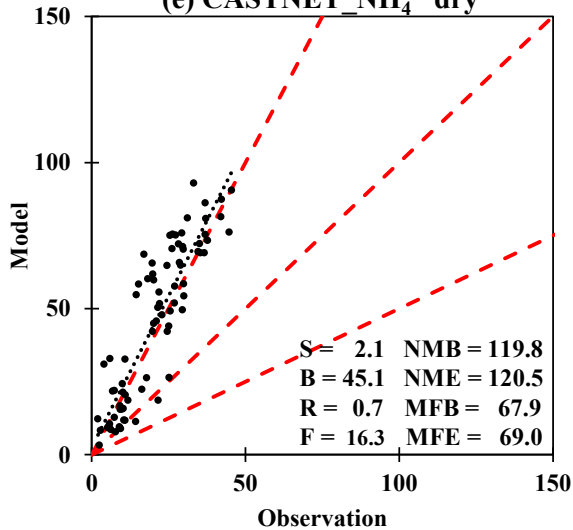
(a) CASTNET_SO₂ dry**(b) CASTNET_SO₄²⁻ dry****(c) CASTNET_NO₃⁻ dry****(d) CASTNET_HNO₃ dry****(e) CASTNET_NH₄⁺ dry**

Fig. 3 Evaluation of MMM performance of SO₂, SO₄²⁻, NO₃⁻, HNO₃ and NH₄⁺ dry deposition (mg (N or S) m⁻² yr⁻¹) at CASTNET stations. The MMM is the annual dry deposition in 2010 and the observation data is 3-year average annual data during 2009-2011 from CASTNET network. Performances of individual models are in Fig. S7-S11 in the supplementary material.