

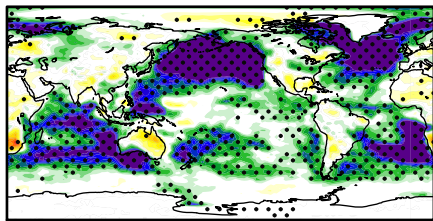
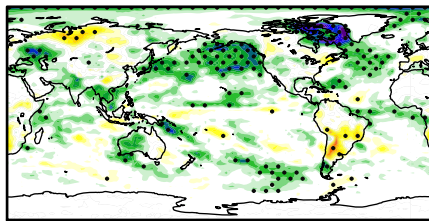
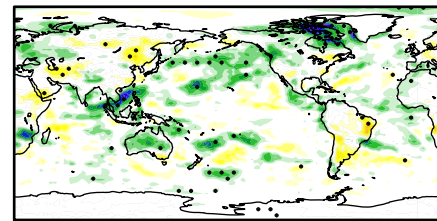
ShipRef – ShipZero

DMSZero

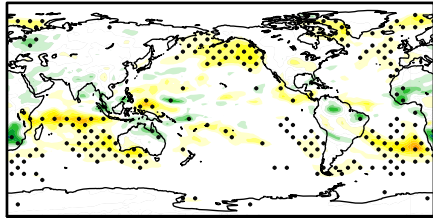
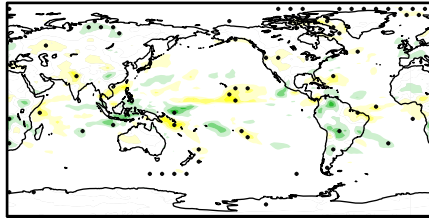
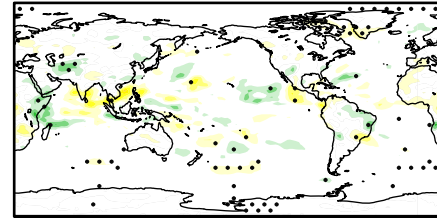
DMSLow

DMSRef

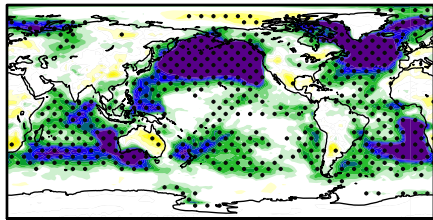
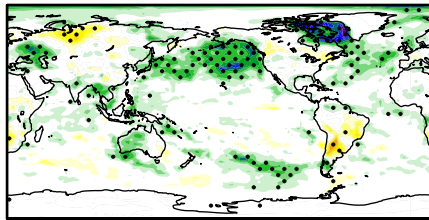
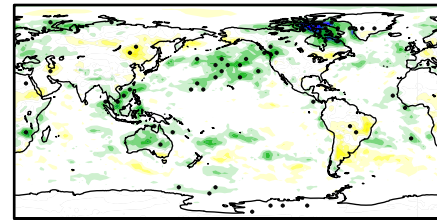
SW

(a) -2.435 ± 0.035 (99%)(b) -0.457 ± 0.052 (99%)(c) -0.218 ± 0.037 (99%)

LW

(d) 0.253 ± 0.006 (99%)(e) 0.073 ± 0.010 (99%)(f) 0.065 ± 0.010 (99%)

Net

(g) -2.182 ± 0.033 (99%)(h) -0.384 ± 0.042 (99%)(i) -0.153 ± 0.024 (99%)Cloud radiative effect at TOA (W m^{-2})