



Technical note: Conversion of isoprene hydroxy hydroperoxides (ISOPOOHs) on metal environmental simulation chamber walls

Anne-Kathrin Bernhammer^{1,2}, Martin Breitenlechner^{1,a}, Frank N. Keutsch³, and Armin Hansel^{1,2}

¹Institute for Ion and Applied Physics, University of Innsbruck, 6020 Innsbruck, Austria

²IONICON Analytik GmbH, 6020 Innsbruck, Austria

³John A. Paulson School of Engineering and Applied Sciences and Department of Chemistry and Chemical Biology, Harvard University, Cambridge, MA, USA

^anow at: John A. Paulson School of Engineering and Applied Sciences and Department of Chemistry and Chemical Biology, Harvard University, Cambridge, MA, USA

Correspondence to: Armin Hansel (armin.hansel@uibk.ac.at)

Received: 13 September 2016 – Discussion started: 21 October 2016

Revised: 24 February 2017 – Accepted: 1 March 2017 – Published: 24 March 2017

Abstract. Sources and sinks of isoprene oxidation products from low-NO_x isoprene chemistry have been studied at the CERN CLOUD (Cosmics Leaving Outdoor Droplets) chamber with a custom-built selective reagent ion time-of-flight mass spectrometer (SRI-ToF-MS), which allows quantitative measurement of isoprene hydroxy hydroperoxides (ISOPOOHs).

The measured concentrations of the main oxidation products were compared to chemical box model simulations based on the Leeds Master Chemical Mechanism (MCM) v3.3. The modeled ISOPOOH concentrations are a factor of 20 higher than the observed concentrations, and methyl vinyl ketone (MVK) and methacrolein (MACR) concentrations are up to a factor of 2 lower compared to observations, despite the artifact-free detection method.

Addition of catalytic conversion of 1,2-ISOPOOH and 4,3-ISOPOOH to methyl vinyl ketone (MVK) and methacrolein (MACR) on the stainless-steel surface of the chamber to the chemical mechanism resolves the discrepancy between model predictions and observation. This suggests that isoprene chemistry in a metal chamber under low-NO_x conditions cannot be described by a pure gas phase model alone. Biases in the measurement of ISOPOOH, MVK, and MACR can be caused not only intra-instrumentally but also by the general experimental setup.

The work described here extends the role of heterogeneous reactions affecting gas phase composition and properties from instrumental surfaces, described previously, to gen-

eral experimental setups. The role of such conversion reactions on real environmental surfaces is yet to be explored.

1 Introduction

Isoprene is the predominant non-methane biogenic volatile organic compound (BVOC) emitted into the atmosphere (Guenther et al., 2006). Due to its high emissions, its chemistry plays an important role in the oxidative processes within the atmosphere which are driven by catalytic cycles of hydrogen oxides (HO_x) and nitrogen oxides (NO_x), and which are directly coupled to the formation of secondary organic aerosol (SOA).

Isoprene shows a high reactivity towards the atmospheric oxidants OH and NO₃ and a much lower reactivity towards O₃. Its globally dominant sink is the reaction with the OH radical (Archibald et al., 2010) since ozonolysis is a comparatively slow process and reaction with NO₃ is only relevant at night and during the early evening, when isoprene emissions are lower than during the day (Stroud, 2002; Warneke, 2004). Reaction with OH produces not only a variety of small carbonyls and hydroxycarbonyls but also, as main first-generation products, hydroxyperoxides that retain the C₅ carbon backbone. The oxidation pathway which forms the latter is initiated by addition of OH to the isoprene double bond, followed by the reaction of the resulting allylic radical with molecular oxygen (O₂). This leads to the for-

Table 1. Average experimental conditions.

No. run	Temperature [K]	RH ^a [%]	Isoprene ^a [ppbv]	Ozone ^a [ppbv]	OH [molecules cm ⁻³]	NO _x ^b [ppbv]	SO ₂ [ppbv]
1	283	93	40–250	~ 100	~ 1 × 10 ⁵	< 0.25	< 0.5
2	263	80	60	~ 100	~ 0.75 × 10 ⁵	< 0.25	< 0.5
3	283	90	100	~ 95	~ 0.9 × 10 ⁵	< 0.25	< 0.5
4	263	70	100	~ 120	~ 0.5 × 10 ⁵	< 0.25	< 0.5

^a Average values. ^b Mainly NO₂.

mation of α -hydroxyperoxy radicals (ISOPO₂) whose subsequent reactions are highly NO_x dependent. Under pristine (NO_x < 100 pptv) and HO₂-dominant conditions most ISOPO₂ radicals react to isoprene hydroxy hydroperoxides (ISOPOOHs) and their subsequent oxidation products, isoprene epoxydiols (IEPOXs) (Crounse et al., 2013, 2011; Paulot et al., 2009; St. Clair et al., 2016). In urban, NO_x-dominated regions ISOPO₂ reacts with NO to alkoxy radicals, ISOPO, which decompose to form higher-volatility products like MVK, MACR, and formaldehyde (HCHO), which are also the main products from reaction of isoprene with O₃.

The first-generation oxidation products from the HO_x- and NO_x-dominated pathways differ greatly in terms of chemical and physical properties and hence play different roles in the atmosphere. The vapor pressure of ISOPOOH is about 3 orders of magnitude lower than that of MVK and MACR, and that of IEPOX is even lower, which increases the importance of their partitioning to surfaces and the condensed phase (Rivera-Rios et al., 2014). ISOPOOH and IEPOX have been shown to play an important role in SOA formation and reactive uptake (Bates et al., 2014; Gaston et al., 2014; Krechmer et al., 2015; Nguyen et al., 2014a).

A correct assessment of low-NO_x isoprene chemistry is of great importance, but the measurement of ISOPOOH has proven to be difficult by means of readily available commercial VOC instrumentation. Most state-of-the-art instruments like commercial proton transfer reaction (time-of-flight) mass spectrometer (PTR-(ToF)-MS) instruments and also gas chromatograph–mass spectrometer (GC-MS) instruments have biases/artifacts when measuring ISOPOOH and IEPOX. The different ISOPOOHs decompose isomer specific to smaller carbonyls: 1,2-ISOPOOH forms MVK and formaldehyde, and 4,3-ISOPOOH forms MACR and formaldehyde. Decomposition efficiency can vary strongly depending on instrumental settings such as temperature, contact time, and type of surface materials, especially transition metal surfaces (Liu et al., 2013; Nguyen et al., 2014b; Rivera-Rios et al., 2014). The intra-instrumental decompositions may lead to a misrepresentation of ambient concentrations.

Recent laboratory studies of 1,2-ISOPOOH, 4,3-ISOPOOH, and β -IEPOX standards with a new custom-built

selective reagent ion time-of-flight mass spectrometer (SRI-ToF-MS) show significantly reduced catalytic decomposition reactions due to a short residence time and the replacement of the metal drift rings with conductive PEEK (polyether ether ketone), which allows the discrimination between MVK/MACR and the ISOPOOH isomers (Mentler et al., 2017).

Here we present measurements with the customized SRI-ToF-MS during low-NO_x isoprene oxidation experiments aimed at studying low-NO_x SOA formation during the CLOUD 9 (Cosmics Leaving Outdoor Droplets) campaign (autumn 2014) and compare these with a chemical box model based on the Leeds Master Chemical Mechanism (MCM).

2 Experimental

2.1 The CLOUD chamber

The experiments were carried out at the CLOUD chamber at CERN during the CLOUD 9 campaign (autumn 2014). The chamber consists of a 26 m³ electropolished stainless-steel cylinder in which a full range of tropospheric conditions can be reproduced. The chamber is described in detail elsewhere (Duplissy et al., 2016; Kirkby et al., 2011). Inflow of pure air, generated from evaporation of cryogenic nitrogen (N₂) and oxygen (O₂) at a ratio of 79 : 21, was set to match the instrumental sample flows of 150 standard L min⁻¹. Temperature, chamber pressure, and relative humidity (RH) were continuously monitored, as well as the trace gases O₃, NO₂, NO_x, and SO₂. Isoprene (100 ppm in N₂, CARBAGAS, Switzerland) and ozone were continuously injected into the chamber. Organic trace gases were measured with a custom-built SRI-ToF-MS. Typical experimental conditions are listed in Table 1.

2.2 SRI-ToF-MS

The custom-built SRI-ToF-MS (Breitenlechner and Hansel, 2017) was optimized by replacing the metal drift rings of the high-flow drift tube (here: 800 mL min⁻¹ compared to 10–30 mL min⁻¹ in a standard instrument) with conductive PEEK drift rings. These changes were essential to minimize decomposition reaction of ISOPOOHs which are observed

in standard PTR-ToF-MS instruments (Rivera-Rios et al., 2014). The operation as an SRI instrument offers the high mass resolution of a PTR-ToF-MS (Graus et al., 2010) combined with the capability to separate functional isomers. To achieve this separation, the SRI-ToF-MS utilizes the different chemical ionization pathways of switchable primary reagent ions (here: H_3O^+ and NO^+). This allows the identification of possible interferences, e.g., due to fragmentation onto the same mass-to-charge ratio in H_3O^+ reagent ion mode (Karl et al., 2012). In H_3O^+ reagent ion mode, both MVK and MACR undergo proton transfer and are detected as $\text{C}_4\text{H}_7\text{O}^+$ ($m/z = 71.050$ Th), whereas in NO^+ reagent ion mode ketones prefer the formation of clusters while aldehydes mostly undergo hydride ion transfer (Španěl et al., 1997). Therefore MVK is detected as $\text{C}_4\text{H}_6\text{O} \cdot \text{NO}^+$ ($m/z = 100.040$ Th), and MACR as $\text{C}_4\text{H}_5\text{O}^+$ ($m/z = 69.034$ Th) (Jud et al., 2016).

The instrument was connected to the chamber via a 3/8 in. stainless-steel sampling port with a flow rate of 10 standard L min^{-1} as described by Schnitzhofer et al. (2014). Air was subsampled from this flow via a PEEK capillary (ID = 0.76 mm) at a flow rate of 1.1 standard L min^{-1} from the center of the tube in order to minimize wall contact of the sampled gas. The SRI-ToF-MS operated at a drift tube, capillary, and inlet temperature of 40 °C to avoid thermal decomposition of ISOPOOH; a drift tube pressure of 2.3 mbar; and a drift voltage of 550 or 350 V. These conditions resulted in an $E/N = 116$ Td or $E/N = 74$ Td (E , electric field strength; N , number density of air in the drift tube; unit, Townsend, Td; 1 Td = 10^{-17} V cm^2) in H_3O^+ mode or NO^+ mode, respectively.

The SRI-ToF-MS was characterized by regular calibration measurements. For this purpose, a standard gas mixture (Apel-Riemer Environmental, Inc., Broomfield, CO, USA; accuracy: $\pm 5\%$) containing various pure and oxygenated hydrocarbons covering the whole mass range of the instrument (up to $m/z = 205$ Th) was dynamically diluted in zero air. Instrumental background was determined using zero air, which was generated by means of a Pt/Pd catalyst at 300 °C from excess chamber air, to allow instrumental background and calibration measurements at the same conditions as chamber measurements.

High-resolution spectra were collected at a time resolution of 5 s and averaged over 5 min. The high-resolution mass spectra data was analyzed using the “PTR-ToF DataAnalyzer v4.40” software package (Müller et al., 2013).

2.3 LCU measurements

A liquid calibration unit (LCU, IONICON Analytik) was used for calibration and characterization of the behavior of 1,2-ISOPOOH, 4,3-ISOPOOH, and *trans*- β -IEPOX standards with H_3O^+ and NO^+ as primary reagent ions inside the SRI-ToF-MS in laboratory studies at the University of Innsbruck. These laboratory studies are beyond the scope of

this paper and will be described elsewhere in detail (Mentler et al., 2017).

2.4 Chemical box model

The MCM-based chemical box model “University of Washington Chemical Model” (UWCMv2.2; Wolfe et al., 2012; Wolfe and Thornton, 2011) was used for model simulations. The reactions were extracted from the MCM v3.3 (Saunders et al., 2003; Jenkin et al., 1997, 2015).

Model runs were initialized using the conditions of each experiment and constrained to isoprene, ozone, NO_2 , and SO_2 concentrations; chamber temperature; relative humidity; and actinic flux. The chamber pressure was assumed to be constant, and pressure changes due to the adiabatic expansion during the campaign were excluded from the constraints. This is due to the fact that said changes occur too fast (200 mbar over a few minutes) for the model to produce physically reasonable results.

3 Results and discussion

3.1 ISOPOOH measurements using the SRI-ToF-MS

The deployed advanced SRI-ToF-MS allows a nearly artifact-free measurement of ISOPOOH with a specific fragmentation pattern (Mentler et al., 2017). In contrast to standard instruments only about 13 % of the ISOPOOH isomers, 1,2-ISOPOOH and 4,3-ISOPOOH, are detected as their respective conversion products MVK and MACR. About 87 % remain unconverted and are detected as ISOPOOH fragment ions. Both ISOPOOH isomers show a specific fragmentation pattern following ionization, which can be used for identification. The signal at $m/z = 85.066$ Th ($\text{C}_5\text{H}_9\text{O}^+$) in NO^+ reagent ion mode, which is a prominent signal for both isomers, was used for identification and quantification of the total ISOPOOH concentration in the experiment with a sensitivity $\varepsilon = 2$ ncps ppbv $^{-1}$.

The goal of this CLOUD experiment was the investigation of SOA formation from dark ozonolysis of isoprene. Despite the lack of photolytically produced OH, oxidation of isoprene with OH plays an important role as a result of OH production from isoprene ozonolysis and due to the high reactivity of isoprene with the OH radical. Even though the experiments were conducted under low-NO conditions, only extremely low ISOPOOH mixing ratios could be observed in the experiments. To understand why little ISOPOOH was observed and gain insight into the mechanistic reasons for this, measurements were compared to chemical box model simulations.

Table 2. Lifetimes of the dominant ISOPOOH isomers.

Compound	τ_{dilution}^a	τ_{OH}^b	$\tau_{\text{wall loss}}^c$
1,2-ISOPOOH	2.8 h	55.6 h	15 min
4,3-ISOPOOH	2.8 h	24.2 h	15 min

^a At a flow of 150 standard L min⁻¹. ^b At [OH] = 1×10^5 molecules cm⁻³. ^c Estimate

3.2 Model simulations

3.2.1 Effect of OH concentration on discrepancy of measurement and MCM-predicted product concentrations

The chemical loss rate of ISOPOOH, ca. 5×10^{-6} s⁻¹, only plays a minor role in comparison to residence time in the chamber (see Table 2 for lifetimes of ISOPOOH) due to the low OH concentrations. The exchange rate of the chamber, 9.9×10^{-5} s⁻¹, is the main sink for all volatile organic compounds as well as low-volatility organic compounds if wall losses are ignored. Typical wall loss rates of condensable vapors such as sulfuric acid are about a factor of 20 higher, on the order of 1.7×10^{-3} s⁻¹ (Almeida et al., 2013).

The chamber exchange rate is well known and depends only on the well-defined chamber inflow and outflow (2.8 h at 150 standard L min⁻¹). If the residence time is the dominant sink term, the concentration of reaction products only depend on their production rate and the chamber exchange rate. Product formation rates from ozonolysis of isoprene are also well known from the ozone and isoprene measurements. This leaves the concentration of the OH radical, which controls production of ISOPOOH, as the main uncertainty of the box model simulation due to a lack of direct OH measurements. Using sulfuric acid and SO₂ to derive OH concentrations, as done in previous CLOUD experiments, which relies on the sulfuric acid production rate, was not possible in this study due to a direct source of sulfuric acid and SO₂ from injection of cloud condensation nuclei (CCN) consisting of liquid sulfuric acid. Therefore OH concentrations had to be estimated via model simulations which use the OH production rate from isoprene ozonolysis with a molar yield of 26 % (Malkin et al., 2010).

OH concentrations in the study were significantly lower than in the atmosphere since the experiments were carried out almost entirely in the dark, making isoprene ozonolysis the main source of the OH radicals.

The MCM model gives a range of $0.5\text{--}1 \times 10^5$ molecules cm⁻³ for the OH concentration, [OH], under the different experimental conditions and no further modeling constraints. These OH concentrations allow a reproduction of the general trend of the major oxidation products in the measurement. However, the model predicted ISOPOOH volume mixing ratios of several parts per billion by volume (ppbv; Figs. 1, 2d), whereas $m/z = 85.066$ Th,

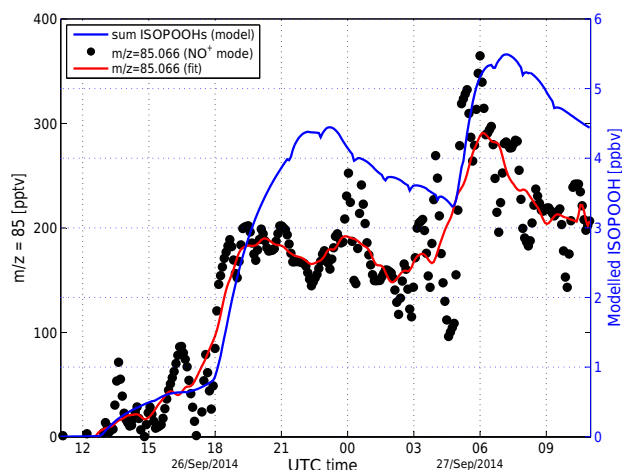


Figure 1. Comparison of main ISOPOOH fragment in NO⁺ reagent ion mode (C₅H₉O⁺, $m/z = 85.066$) and MCM predictions at 1×10^5 molecules cm⁻³ OH and up to 250 ppbv isoprene. The signal for the fragment follows the predicted trend but is about a factor of 20 lower than the expected ISOPOOH concentration in the model.

corresponding to ISOPOOH with a limit of detection better than 100 pptv, was only observed at very high isoprene concentrations ([isoprene] > 150 ppbv) at a temperature of 273 K, and the observed concentrations were very low. Comparison of the sum of the modeled ISOPOOH and observations thus shows a dramatically higher concentration (factor of 20) of ISOPOOH in the model simulation. Comparison of MVK, MACR (Fig. 2b, c), and formaldehyde measurements with the MCM shows significantly lower concentration of these compounds in the model simulations (Fig. 3, panel a–c) than observed. The difference between model and measurements are 1.2–2 ppbv (50 %), 0.6–1.2 ppbv (25 %), and 6–10 ppbv (50 %) respectively.

To assess the impact of uncertainties in the model OH concentration, the production of the main oxidation products from reaction with OH and ozonolysis was studied as a function of OH concentration (Fig. 2) under experimental conditions. All compounds show a high dependence on OH concentrations. However, it was impossible to resolve the discrepancy between model and measured first-generation oxidation products by varying the concentration of OH radicals. While increasing OH by a factor of 3 leads to a good agreement of model and measurement for MACR, the simulation still shows lower concentrations for MVK (Fig. 2b, c). Further increase leads to an agreement in the case of MVK but to considerably higher concentrations of MACR compared to the measurement.

Additionally ISOPOOH concentrations increase significantly upon increase of OH concentration (Fig. 2d). This is in contrast to observations, which showed extremely low ISOPOOH concentrations. It is highly unlikely that

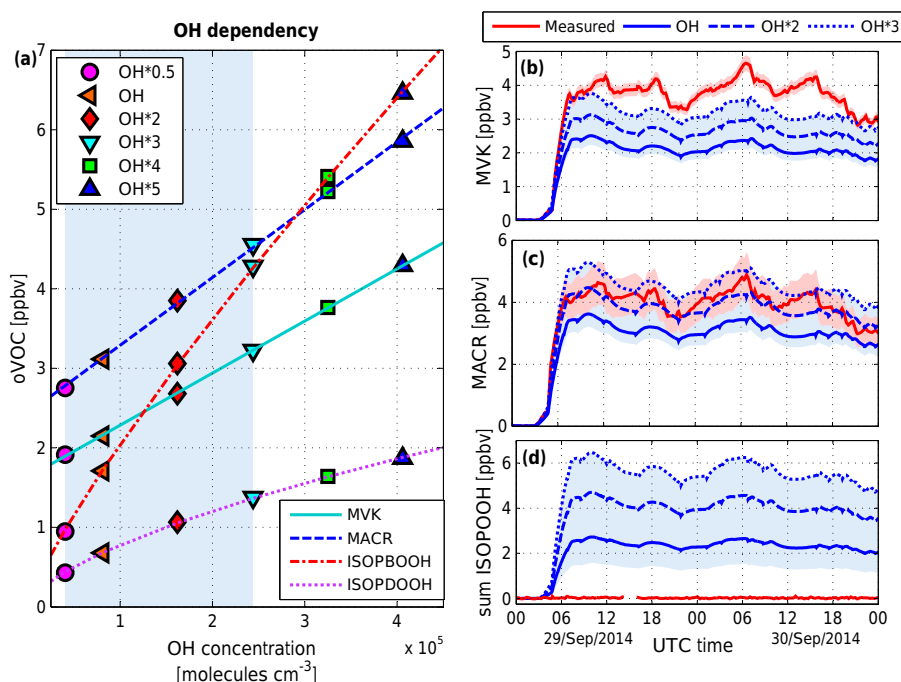
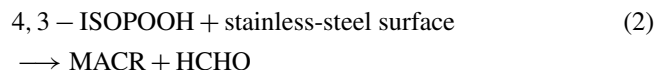
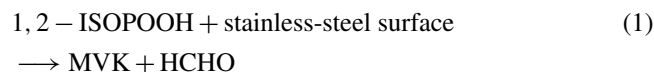


Figure 2. (a) OH dependence of the concentration of the main oxidation products at 263 K (run 2), (b) changes in MVK prediction depending on OH concentration in comparison to measured data, (c) changes in MACR prediction depending on OH concentration in comparison to measured data, and (d) changes in ISOPOOH prediction depending on OH concentration. The shaded blue area corresponds to the range of OH concentrations, and the red shaded area corresponds to the uncertainty in the respective measurements of MVK and MACR.

the instrument would not detect an ISOPOOH signal at $m/z = 85.066$ Th at these concentrations that are significantly above the detection limit, or any of the other characteristic ISOPOOH fragments, at the highest used OH model concentrations. These model runs highlight a problem in the mechanism, as high model OH concentrations are needed to improve agreement with MVK, MACR, and formaldehyde, which, however, increases the model–measurement discrepancy for ISOPOOH.

3.2.2 Inclusion of wall reactions in the MCM model

If ISOPOOH is significantly higher in the MCM-based simulations but not destroyed inside the analytical instrument, as shown in laboratory studies, there has to be a sink for ISOPOOH in the experiment that is not included in the MCM but efficiently depletes the ISOPOOH reservoir. Decomposition of ISOPOOH to MVK, MACR, and formaldehyde on metal surfaces inside metal tubing of analytical instruments is known from previous studies (Rivera-Rios et al., 2014).



Therefore the stainless-steel surface of the CLOUD chamber cannot be neglected for these reactions. Thus reactions 1 and 2, which convert 1,2-ISOPOOH to MVK and formaldehyde and 4,3-ISOPOOH to MACR and formaldehyde, were added to the MCM mechanism. Decomposition of other hydroperoxides is assumed to proceed in an analogous manner. All model simulations that follow use OH concentrations as predicted by the model, which are 1 order of magnitude lower than typical average atmospheric concentrations (see Table 1) and range from 0.5 and 1×10^5 molecules cm^{-3} .

Figure 3d–f show the change of the modeled product concentration upon implementation of surface catalyzed decomposition reactions of hydroxy hydroperoxides to smaller carbonyls on the walls of the chamber, which are known to take place upon contact with stainless steel. The decomposition reactions of ISOPOOH are isomer specific. The collision rate of ISOPOOH with the chamber walls is estimated to be $1.1 \times 10^{-3} \text{ s}^{-1}$, in analogy to the previously determined loss rate of condensable vapors in CLOUD (Almeida et al., 2013), and 100 % conversion efficiency per collision is assumed. Inclusion of these catalytic surface reactions resolves the discrepancy between model and measurement for MVK and

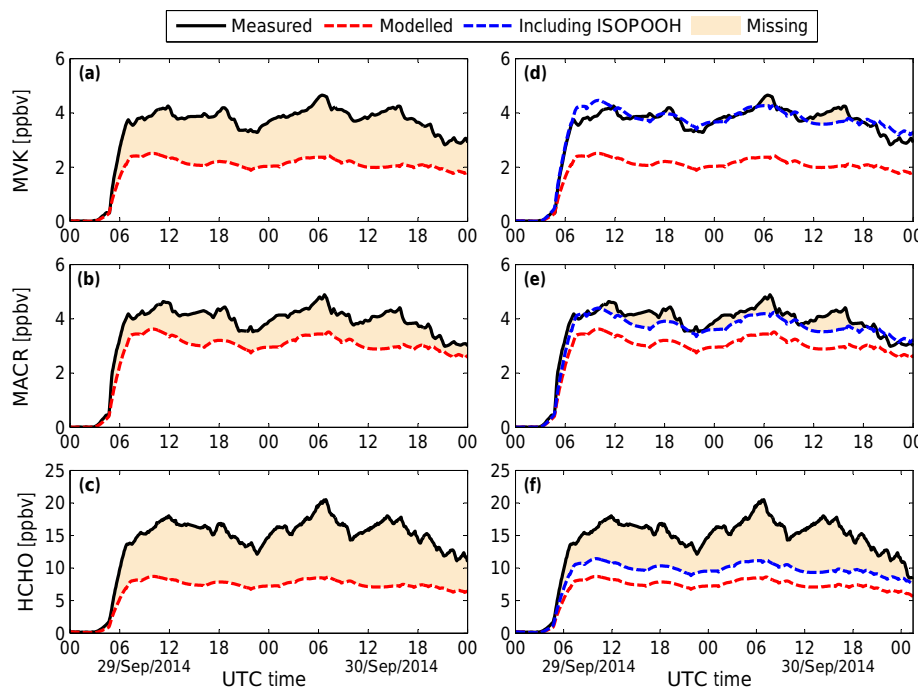


Figure 3. Measured MVK, MACR, and formaldehyde concentrations compared to model predictions. Panels (a), (b) and (c) show MVK, MACR, and HCHO in comparison to the model predictions, respectively. Modeled concentrations are up to a factor of 2 lower. Panels (d), (e), and (f) show the comparison to the model prediction after the inclusion of the respective ISOPOOH isomer decomposition. Inclusion of ISOPOOH conversion resolves the discrepancy for MVK and MACR. Dashed lines correspond to model simulations.

MACR within the instrumental uncertainties. This is found for all concentrations and temperatures. The wall conversion is still effective at temperatures below 0 °C. The discrepancy of a factor of 20 for isoprene hydroperoxides is caused not only by heterogeneous decomposition of ISOPOOH to MVK and MACR but also by an additional unquantified formation of unsaturated C₅ diols (Mentler et al., 2017). The latter are formed in surface reactions but were not included in this study since the different reagent ion modes (H₃O⁺ and NO⁺) did not allow for a conclusive identification due to interferences or signals below the limit of detection for these compounds.

The discrepancy between model and measurement in the case of formaldehyde is reduced. In the case of HCHO there is still a source equal to 5 ppbv (40 %) which is unaccounted for. Apart from instrumental uncertainties, this could be due to uncharacterized wall production, not uncommon for formaldehyde in chamber experiments, which has been shown for the CLOUD chamber in Schnitzhofer et al. (2014) even for a freshly cleaned chamber, or other surface catalytic reactions which have not been identified.

3.3 Production, loss, and chemical pathway

Inclusion of the non-gas-phase heterogeneous wall reaction changes the relative importance of the reaction pathways for the main products. The production sources of

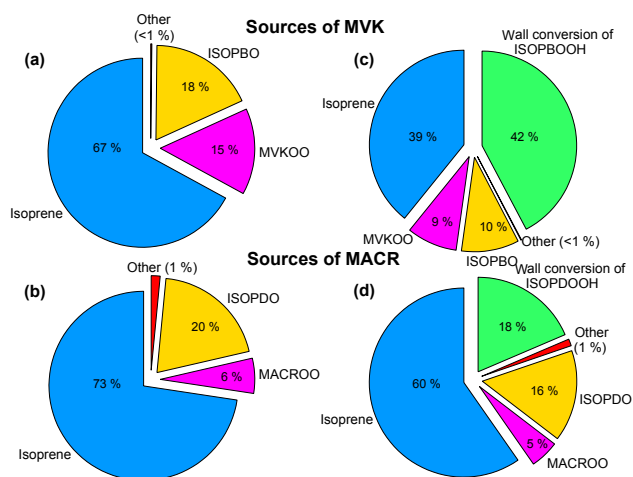


Figure 4. Sources of MVK and MACR according to the relative importance of their precursors without (a, b) and with (c, d) additional wall conversion of ISOPOOH. Inclusion of the wall conversion of ISOPOOH to the model simulations changes the importance of the respective formation pathways. See Table S1 in the Supplement for explanation of source terms.

MVK and MACR are shown in Fig. 4. The main production path for MVK shifts from ozonolysis to an equal contribution of ozonolysis and heterogeneous production from

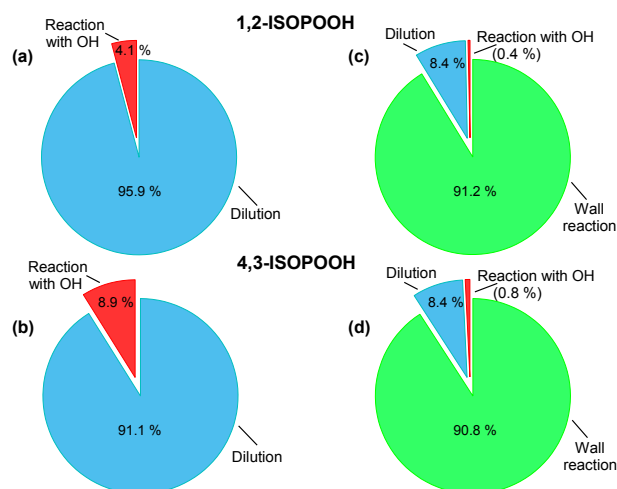


Figure 5. Relative contribution of 1,2-ISOPOOH and 4,3-ISOPOOH sinks without (a, b) and with (c, d) additional wall reactions at an estimated wall loss rate of $1.1 \times 10^{-3} \text{ s}^{-1}$. Loss due to reaction with OH is negligible in comparison to wall loss and dilution at these low OH concentrations. More than 90 % of both isomers are being lost to the chamber walls.

1,2-ISOPOOH. Ozonolysis remains the most important pathway for MACR, but heterogeneous production from 4,3-ISOPOOH becomes the second-most-important and significant formation source. Even at low OH radical concentrations, the influence of the heterogeneous conversion of hydroperoxides on gas phase concentrations of carbonyls cannot be neglected.

Figure 5 shows the relative contribution of the specific sinks to the total loss of the respective ISOPOOH isomers during an experiment set at 263 K. Without wall reactions, loss occurs mainly due to the gas exchange of the chamber which determines the residence time. Upon implementation of wall conversion reactions, the loss to the chamber walls becomes the most important sink. Average lifetimes for each sink are given in Table 2. At low OH concentration ($< 1 \times 10^{-5} \text{ molecules cm}^{-3}$) reaction with OH is negligible compared to residence time or wall loss. As long as the wall loss occurs faster than other loss processes, 90 % of ISOPOOH will be irreversibly lost to the chamber walls and converted to MVK and MACR.

Figure 6 shows the effect of the conversion efficiency per wall collision on model–measurement comparison. Even reducing the collision efficiency at a constant wall collision rate to less than 40 % gives a very good agreement of model and measurements within 10 % discrepancy and the measurement uncertainties while at the same time reducing the concentration of ISOPOOH significantly (factor of 4). A conversion efficiency of as low as 20 % at a wall collision rate of $1.1 \times 10^{-3} \text{ s}^{-1}$ is sufficient to convert a significant amount (about two-thirds) of ISOPOOH to MVK and MACR.

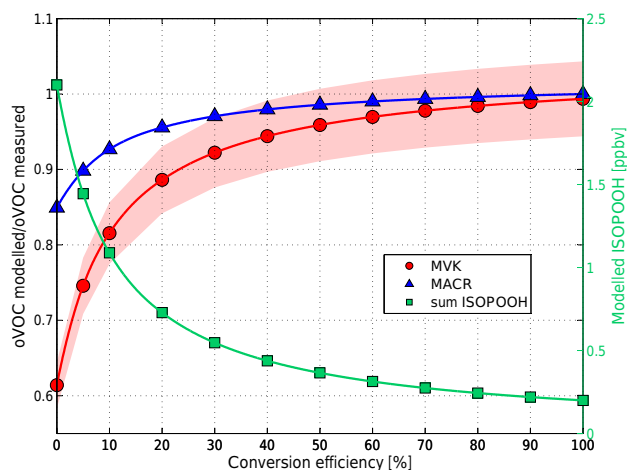


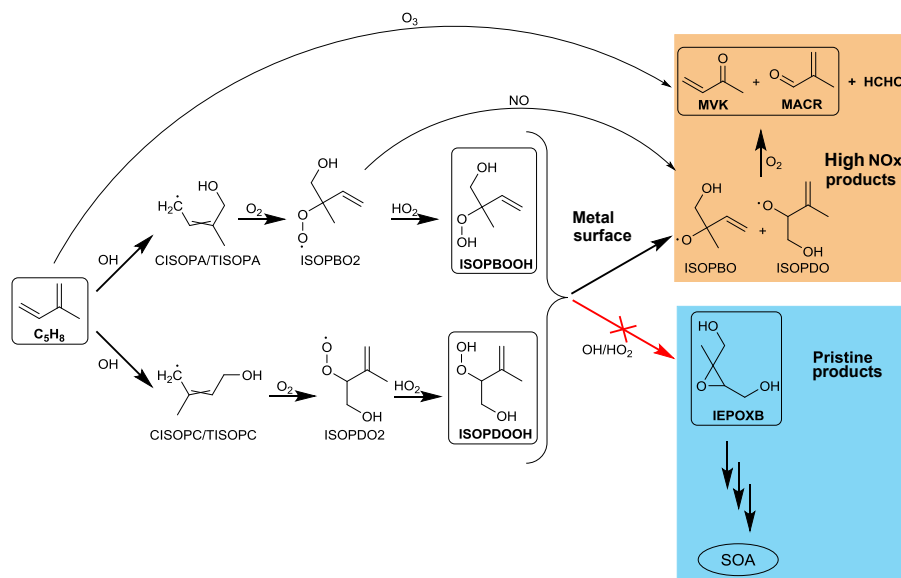
Figure 6. Influence of conversion efficiency on the agreement of modeled VOC and measured VOC concentrations ranging from a conversion efficiency of 0 % (no wall reaction) to an efficiency of 100 % (complete decomposition upon wall collision). The shaded red area corresponds to the uncertainty in the measurements of MVK.

But collision efficiency is not the only factor in providing an opportunity for the catalytic decomposition to take place. The residence time on surfaces, most likely in the liquid layer due to ISOPOOH's high hydrophilicity, is very long and provides ample opportunity for the reaction to occur. The experiments were carried out at different RH (60–95 %) and at two different temperatures: -10 and 10°C . During all experiments ISOPOOH, independent of temperature and RH, is irreversibly lost to the chamber surfaces and undergoes a decomposition reaction to form MVK, MACR, and formaldehyde.

This study shows that heterogeneous reaction of ISOPOOH on the stainless-steel chamber walls, likely via homolytic peroxy bond cleavage upon contact with stainless-steel surfaces as shown in Scheme 1, is consistent with the observed MVK, MACR, and ISOPOOH concentrations. It has previously been shown that the reaction takes place on metal surfaces within GC-MS and standard PTR-ToF-MS instruments and upon contact with heated metal surfaces (Nguyen et al., 2014b; Rivera-Rios et al., 2014), and as this study shows it also takes place on metal surfaces at temperatures below ambient. The heterogeneous reaction also explains suppression of IEPOX formation, which in turn likely limits the formation of organic SOA and reactive uptake from isoprene oxidation in metal environmental simulation chambers.

4 Conclusion and atmospheric implications

This study shows that heterogeneous surface catalyzed decomposition reactions of hydroxy hydroperoxides have a



Scheme 1. HO_2 -dominated chemical pathway of the isoprene oxidation with OH based on the MCM v3.3. Isoprene oxidation in the presence of metal surfaces leads primarily to the same main oxidation products (MVK/MACR) as the high- NO_x pathway, and catalytic surface reactions suppress the HO_2 pathway before the formation of β -IEPOX. MVK and MACR are also the main oxidation products of isoprene ozonolysis.

great impact on the gas phase composition in terms of the studied oxidation products such as carbonyls under low- NO_x conditions when reactive peroxides are prevailingly formed. This is especially the case in stainless-steel environmental simulation chambers.

In teflon chambers only a small conversion, if any, of ISOPOOH produced from low- NO_x isoprene oxidation can be observed (Rivera-Rios et al., 2014; St. Clair et al., 2016). In stainless-steel chambers on the other hand, as shown in this study, very effective decomposition of ISOPOOH leads to volatile C_4 carbonyls and suppresses formation of the secondary products IEPOXs and isoprene dihydroxy dihydroperoxides, which play an important role in SOA formation, uptake, and growth. These processes cannot be explained by pure gas phase models. Implementation of additional heterogeneous surface reactions to the chemical mechanism is necessary to improve the agreement between model predictions and observations.

The decomposition may also be expected to occur for hydroxyl hydroperoxides that originate from different precursors. If a decomposition reaction takes place and the resulting products have different reactivity and physical properties, especially volatility and hydrophilicity, particle formation and growth and properties may be misrepresented. Depending on the scientific question, catalytic surface reactions could lead to a misrepresentation of chemical processes in chamber studies in comparison to ambient measurements. This is especially important when single specific compounds are of fundamental significance rather than broader classes of compounds with comparable properties or when intermediates

play an important role in the process of interest. In contrast, when processes of interest only occur via first-generation products, the conversion of secondary products on walls is irrelevant. This distinction is often unknown, and, therefore, it is essential to fully characterize and understand wall production and losses.

Surface reactions may play an important role not only in chamber experiments but also in the real atmosphere, where plants, soil, and aerosols may provide a large surface area for such reactions. These surfaces can potentially serve as electron donors and catalyze decomposition reactions in a similar manner to stainless-steel environmental simulation chamber walls. Very recent experimental results show that the decomposition of ISOPOOH indeed occurs on plant surfaces (E. Canaval, personal communication, 2017), converting ISOPOOH to MVK, MACR, and C_5 diols. The fate of these compounds in relation to plant–surface atmosphere interactions is much more complex than in an environmental simulation chamber, where volatile decomposition products are released into the gas phase. It has already been shown that MACR is substantially taken up by tomato plants (Muramoto et al., 2015), while the fate of MVK still remains uncertain. To understand and correctly interpret the ratio of ISOPOOH to MVK/MACR in the atmosphere, these processes have to be fully understood. Therefore it is important to create experiments in the future that allow a better reproduction of real atmospheric conditions in terms of sinks and sources, e.g., teflon chambers with real plants, not only for the study of primary BVOC emissions but also to investigate the impact

of plant surface reactions in altering gas phase composition of oxygenated volatile organic compounds.

Data availability. Experimental data as well as model output data are available by contacting the corresponding author (armin.hansel@uibk.ac.at).

The Supplement related to this article is available online at doi:10.5194/acp-17-4053-2017-supplement.

Competing interests. The authors declare that they have no conflict of interest.

Acknowledgements. We would like to thank CERN for supporting CLOUD with important technical and financial resources, and for providing a particle beam from the CERN Proton Synchrotron. This research has received funding from the EC Seventh Framework Programme (Marie Curie Initial Training Network “CLOUD-TRAIN” no. 316662) and the US National Science Foundation (grants AGS1136479, AGS 1628530, AGS 1628491, AGS 1247421, AGS 1321987 and CHE 1012293). We would like to thank Jean Rivera (Harvard University) for providing ISOPOOH standards and helpful discussion.

Edited by: J. H. Seinfeld

Reviewed by: one anonymous referee

References

- Almeida, J., Schobesberger, S., Kürten, A., Ortega, I. K., Kupiainen-Määttä, O., Praplan, A. P., Adamov, A., Amorim, A., Bianchi, F., Breitenlechner, M., David, A., Dommen, J., Donahue, N. M., Downard, A., Dunne, E., Duplissy, J., Ehrhart, S., Flagan, R. C., Franchin, A., Guida, R., Hakala, J., Hansel, A., Heinritzi, M., Henschel, H., Jokinen, T., Junninen, H., Kajos, M., Kangasluoma, J., Keskinen, H., Kupc, A., Kurtén, T., Kvashin, A. N., Laaksonen, A., Lehtipalo, K., Leiminger, M., Leppä, J., Loukonen, V., Makhmutov, V., Mathot, S., McGrath, M. J., Nieminen, T., Olenius, T., Onnela, A., Petäjä, T., Riccobono, F., Riipinen, I., Rissanen, M., Rondo, L., Ruuskanen, T., Santos, F. D., Sarnela, N., Schallhart, S., Schnitzhofer, R., Seinfeld, J. H., Simon, M., Sipilä, M., Stozhkov, Y., Stratmann, F., Tomé, A., Tröstl, J., Tsagkogeorgas, G., Vaattovaara, P., Viisanen, Y., Virtanen, A., Vrtala, A., Wagner, P. E., Weingartner, E., Wex, H., Williamson, C., Wimmer, D., Ye, P., Yli-Juuti, T., Carslaw, K. S., Kulmala, M., Curtius, J., Baltensperger, U., Worsnop, D. R., Vehkamäki, H., and Kirkby, J.: Molecular understanding of sulphuric acid–amine particle nucleation in the atmosphere, *Nature*, 502, 359–363, doi:10.1038/nature12663, 2013.
- Archibald, A. T., Cooke, M. C., Utembe, S. R., Shallcross, D. E., Derwent, R. G., and Jenkin, M. E.: Impacts of mechanistic changes on HO_x formation and recycling in the oxidation of isoprene, *Atmos. Chem. Phys.*, 10, 8097–8118, doi:10.5194/acp-10-8097-2010, 2010.
- Bates, K. H., Crounse, J. D., St. Clair, J. M., Bennett, N. B., Nguyen, T. B., Seinfeld, J. H., Stoltz, B. M., and Wennberg, P. O.: Gas Phase Production and Loss of Isoprene Epoxydiols, *J. Phys. Chem. A*, 118, 1237–1246, doi:10.1021/jp4107958, 2014.
- Breitenlechner, M. and Hansel, A.: Development of a novel Ion Source for PTR-TOF-MS using an Ion Funnel, *Int. J. Mass Spectrometry*, submitted, 2017.
- Crounse, J. D., Paulot, F., Kjaergaard, H. G., and Wennberg, P. O.: Peroxy radical isomerization in the oxidation of isoprene, *Phys. Chem. Chem. Phys.*, 13, 13607–13613, doi:10.1039/c1cp21330j, 2011.
- Crounse, J. D., Nielsen, L. B., Jørgensen, S., Kjaergaard, H. G., and Wennberg, P. O.: Autoxidation of Organic Compounds in the Atmosphere, *J. Phys. Chem. Lett.*, 4, 3513–3520, doi:10.1021/jz4019207, 2013.
- Duplissy, J., Merikanto, J., Franchin, A., Tsagkogeorgas, G., Kangasluoma, J., Wimmer, D., Vuollekoski, H., Schobesberger, S., Lehtipalo, K., Flagan, R. C., Brus, D., Donahue, N. M., Vehkamäki, H., Almeida, J., Amorim, A., Barmet, P., Bianchi, F., Breitenlechner, M., Dunne, E. M., Guida, R., Henschel, H., Junninen, H., Kirkby, J., Kürten, A., Kupc, A., Määttänen, A., Makhmutov, V., Mathot, S., Nieminen, T., Onnela, A., Praplan, A. P., Riccobono, F., Rondo, L., Steiner, G., Tome, A., Walther, H., Baltensperger, U., Carslaw, K. S., Dommen, J., Hansel, A., Petäjä, T., Sipilä, M., Stratmann, F., Vrtala, A., Wagner, P. E., Worsnop, D. R., Curtius, J., and Kulmala, M.: Effect of ions on sulfuric acid–water binary particle formation: 2. Experimental data and comparison with QC-normalized classical nucleation theory, *J. Geophys. Res.-Atmos.*, 121, 1752–1775, doi:10.1002/2015JD023539, 2016.
- Gaston, C. J., Riedel, T. P., Zhang, Z., Gold, A., Surratt, J. D., and Thornton, J. A.: Reactive Uptake of an Isoprene-Derived Epoxydiol to Submicron Aerosol Particles, *Environ. Sci. Technol.*, 48, 11178–11186, doi:10.1021/es5034266, 2014.
- Graus, M., Müller, M., and Hansel, A.: High resolution PTR-TOF: Quantification and formula confirmation of VOC in real time, *J. Am. Soc. Mass. Spectrom.*, 21, 1037–1044, doi:10.1016/j.jasms.2010.02.006, 2010.
- Guenther, A., Karl, T., Harley, P., Wiedinmyer, C., Palmer, P. I., and Geron, C.: Estimates of global terrestrial isoprene emissions using MEGAN (Model of Emissions of Gases and Aerosols from Nature), *Atmos. Chem. Phys.*, 6, 3181–3210, doi:10.5194/acp-6-3181-2006, 2006.
- Jenkin, M. E., Saunders, S. M., and Pilling, M. J.: The tropospheric degradation of volatile organic compounds: A protocol for mechanism development, *Atmos. Environ.*, 31, 81–104, doi:10.1016/S1352-2310(96)00105-7, 1997.
- Jenkin, M. E., Young, J. C., and Rickard, A. R.: The MCM v3.3.1 degradation scheme for isoprene, *Atmos. Chem. Phys.*, 15, 11433–11459, doi:10.5194/acp-15-11433-2015, 2015.
- Jud, W., Fischer, L., Canaval, E., Wohlfahrt, G., Tissier, A., and Hansel, A.: Plant surface reactions: an opportunistic ozone defence mechanism impacting atmospheric chemistry, *Atmos. Chem. Phys.*, 16, 277–292, doi:10.5194/acp-16-277-2016, 2016.
- Karl, T., Hansel, A., Cappellin, L., Kaser, L., Herdinger-Blatt, I., and Jud, W.: Selective measurements of isoprene and 2-methyl-3-buten-2-ol based on NO⁺ ionization mass spectrometry, *Atmos. Chem. Phys.*, 12, 11877–11884, doi:10.5194/acp-12-11877-2012, 2012.

- Kirkby, J., Curtius, J., Almeida, J., Dunne, E., Duplissy, J., Ehrhart, S., Franchin, A., Gagné, S., Ickes, L., Kürten, A., Kupc, A., Metzger, A., Riccobono, F., Rondo, L., Schobesberger, S., Tsagkeorgas, G., Wimmer, D., Amorim, A., Bianchi, F., Breitenlechner, M., David, A., Dommen, J., Downard, A., Ehn, M., Flagan, R. C., Haider, S., Hansel, A., Hauser, D., Jud, W., Junninen, H., Kreissl, F., Kvashin, A., Laaksonen, A., Lehtipalo, K., Lima, J., Lovejoy, E. R., Makhmutov, V., Mathot, S., Mikkilä, J., Minginette, P., Mogo, S., Nieminen, T., Onnela, A., Pereira, P., Petäjä, T., Schnitzhofer, R., Seinfeld, J. H., Sipilä, M., Stozhkov, Y., Stratmann, F., Tomé, A., Vanhanen, J., Viisanen, Y., Vrtala, A., Wagner, P. E., Walther, H., Weingartner, E., Wex, H., Winkler, P. M., Carslaw, K. S., Worsnop, D. R., Baltensperger, U., and Kulmala, M.: Role of sulphuric acid, ammonia and galactic cosmic rays in atmospheric aerosol nucleation, *Nature*, 476, 429–433, doi:10.1038/nature10343, 2011.
- Krechmer, J. E., Coggon, M. M., Massoli, P., Nguyen, T. B., Crounse, J. D., Hu, W., Day, D. A., Tyndall, G. S., Henze, D. K., Rivera-Rios, J. C., Nowak, J. B., Kimmel, J. R., Mauldin, R. L., Stark, H., Jayne, J. T., Sipilä, M., Junninen, H., St. Clair, J. M., Zhang, X., Feiner, P. A., Zhang, L., Miller, D. O., Brune, W. H., Keutsch, F. N., Wennberg, P. O., Seinfeld, J. H., Worsnop, D. R., Jimenez, J. L., and Canagaratna, M. R.: Formation of Low Volatility Organic Compounds and Secondary Organic Aerosol from Isoprene Hydroxyhydroperoxide Low-NO Oxidation, *Environ. Sci. Technol.*, 49, 10330–10339, doi:10.1021/acs.est.5b02031, 2015.
- Liu, Y. J., Herdinger-Blatt, I., McKinney, K. A., and Martin, S. T.: Production of methyl vinyl ketone and methacrolein via the hydroperoxyl pathway of isoprene oxidation, *Atmos. Chem. Phys.*, 13, 5715–5730, doi:10.5194/acp-13-5715-2013, 2013.
- Malkin, T. L., Goddard, A., Heard, D. E., and Seakins, P. W.: Measurements of OH and HO₂ yields from the gas phase ozonolysis of isoprene, *Atmos. Chem. Phys.*, 10, 1441–1459, doi:10.5194/acp-10-1441-2010, 2010.
- Mentler, B., et al.: Measuring Isoprene hydroxy hydroperoxides and Isoprene epoxydiols using a novel Funnel SRI-TOF-MS, in preparation, 2017.
- Müller, M., Mikoviny, T., Jud, W., D'Anna, B., and Wisthaler, A.: A new software tool for the analysis of high resolution PTR-TOF mass spectra, *Chemometr. Intell. Lab.*, 127, 158–165, doi:10.1016/j.chemolab.2013.06.011, 2013.
- Muramoto, S., Matsubara, Y., Mwenda, C. M., Koeduka, T., Sakami, T., Tani, A., and Matsui, K.: Glutathionylation and Reduction of Methacrolein in Tomato Plants Account for Its Absorption from the Vapor Phase, *Plant Physiol.*, 169, 1744–1754, doi:10.1104/pp.15.01045, 2015.
- Nguyen, T. B., Coggon, M. M., Bates, K. H., Zhang, X., Schwantes, R. H., Schilling, K. A., Loza, C. L., Flagan, R. C., Wennberg, P. O., and Seinfeld, J. H.: Organic aerosol formation from the reactive uptake of isoprene epoxydiols (IEPOX) onto non-acidified inorganic seeds, *Atmos. Chem. Phys.*, 14, 3497–3510, doi:10.5194/acp-14-3497-2014, 2014a.
- Nguyen, T. B., Crounse, J. D., Schwantes, R. H., Teng, A. P., Bates, K. H., Zhang, X., St. Clair, J. M., Brune, W. H., Tyndall, G. S., Keutsch, F. N., Seinfeld, J. H., and Wennberg, P. O.: Overview of the Focused Isoprene eXperiment at the California Institute of Technology (FIXCIT): mechanistic chamber studies on the oxidation of biogenic compounds, *Atmos. Chem. Phys.*, 14, 13531–13549, doi:10.5194/acp-14-13531-2014, 2014b.
- Paulot, F., Crounse, J. D., Kjaergaard, H. G., Kurten, A., St. Clair, J. M., Seinfeld, J. H., and Wennberg, P. O.: Unexpected Epoxide Formation in the Gas-Phase Photooxidation of Isoprene, *Science*, 325, 730–733, doi:10.1126/science.1172910, 2009.
- Rivera-Rios, J. C., Nguyen, T. B., Crounse, J. D., Jud, W., St. Clair, J. M., Mikoviny, T., Gilman, J. B., Lerner, B. M., Kaiser, J. B., Gouw, J. de, Wisthaler, A., Hansel, A., Wennberg, P. O., Seinfeld, J. H., and Keutsch, F. N.: Conversion of hydroperoxides to carbonyls in field and laboratory instrumentation: Observational bias in diagnosing pristine versus anthropogenically controlled atmospheric chemistry, *Geophys. Res. Lett.*, 41, 8645–8651, doi:10.1002/2014GL061919, 2014.
- Saunders, S. M., Jenkin, M. E., Derwent, R. G., and Pilling, M. J.: Protocol for the development of the Master Chemical Mechanism, MCM v3 (Part A): tropospheric degradation of non-aromatic volatile organic compounds, *Atmos. Chem. Phys.*, 3, 161–180, doi:10.5194/acp-3-161-2003, 2003.
- Schnitzhofer, R., Metzger, A., Breitenlechner, M., Jud, W., Heinrich, M., De Menezes, L.-P., Duplissy, J., Guida, R., Haider, S., Kirkby, J., Mathot, S., Minginette, P., Onnela, A., Walther, H., Wasem, A., Hansel, A., and the CLOUD Team: Characterisation of organic contaminants in the CLOUD chamber at CERN, *Atmos. Meas. Tech.*, 7, 2159–2168, doi:10.5194/amt-7-2159-2014, 2014.
- Španěl, P., Ji, Y., and Smith, D.: SIFT studies of the reactions of H₃O⁺, NO⁺ and O₂⁺ with a series of aldehydes and ketones, *Int. J. Mass Spectrom.*, 165–166, 25–37, doi:10.1016/S0168-1176(97)00166-3, 1997.
- St. Clair, J. M., Rivera-Rios, J. C., Crounse, J. D., Knap, H. C., Bates, K. H., Teng, A. P., Jørgensen, S., Kjaergaard, H. G., Keutsch, F. N., and Wennberg, P. O.: Kinetics and Products of the Reaction of the First-Generation Isoprene Hydroxy Hydroperoxide (ISOPOOH) with OH, *J. Phys. Chem. A*, 120, 1441–1451, doi:10.1021/acs.jpca.5b06532, 2016.
- Stroud, C. A.: Nighttime isoprene trends at an urban forested site during the 1999 Southern Oxidant Study, *J. Geophys. Res.*, 107, 4291, doi:10.1029/2001JD000959, 2002.
- Warneke, C.: Comparison of daytime and nighttime oxidation of biogenic and anthropogenic VOCs along the New England coast in summer during New England Air Quality Study 2002, *J. Geophys. Res.*, 109, D10309, doi:10.1029/2003JD004424, 2004.
- Wolfe, G. M. and Thornton, J. A.: The Chemistry of Atmosphere-Forest Exchange (CAFE) Model – Part 1: Model description and characterization, *Atmos. Chem. Phys.*, 11, 77–101, doi:10.5194/acp-11-77-2011, 2011.
- Wolfe, G. M., Crounse, J. D., Parrish, J. D., St. Clair, J. M., Beaver, M. R., Paulot, F., Yoon, T. P., Wennberg, P. O., and Keutsch, F. N.: Photolysis, OH reactivity and ozone reactivity of a proxy for isoprene-derived hydroperoxyenals (HPALDs), *Phys. Chem. Chem. Phys.*, 14, 7276–7286, doi:10.1039/c2cp40388a, 2012.