

Online supplementary materials for *BVOC-aerosol-climate interactions in the global aerosol-climate model ECHAM5.5-HAM2*

Risto Makkonen^{1,*}, Ari Asmi¹, Veli-Matti Kerminen^{1,2}, Michael Boy¹, Almut Arneth^{3,4}, Alex Guenther⁵, and Markku Kulmala¹

¹Department of Physics, University of Helsinki, P.O. Box 64, FI-00014 University of Helsinki, Finland.

²Finnish Meteorological Institute, P.O. Box 503, FI-00101 Helsinki, Finland.

³Department of Physical Geography and Ecosystems Analysis, Lund University, SE-223 62 Lund, Sweden.

⁴Institute of Meteorology and Climate Research, Karlsruhe Institute of Technology, Kreuzeckbahnstr. 19, 82467 Garmisch-Partenkirchen, Germany.

⁵Atmospheric Chemistry Division, National Center for Atmospheric Research, Boulder, Colorado, 80301, USA.

* now at: Department of Geosciences, University of Oslo, P.O. Box 1047, 0316 Oslo, Norway.

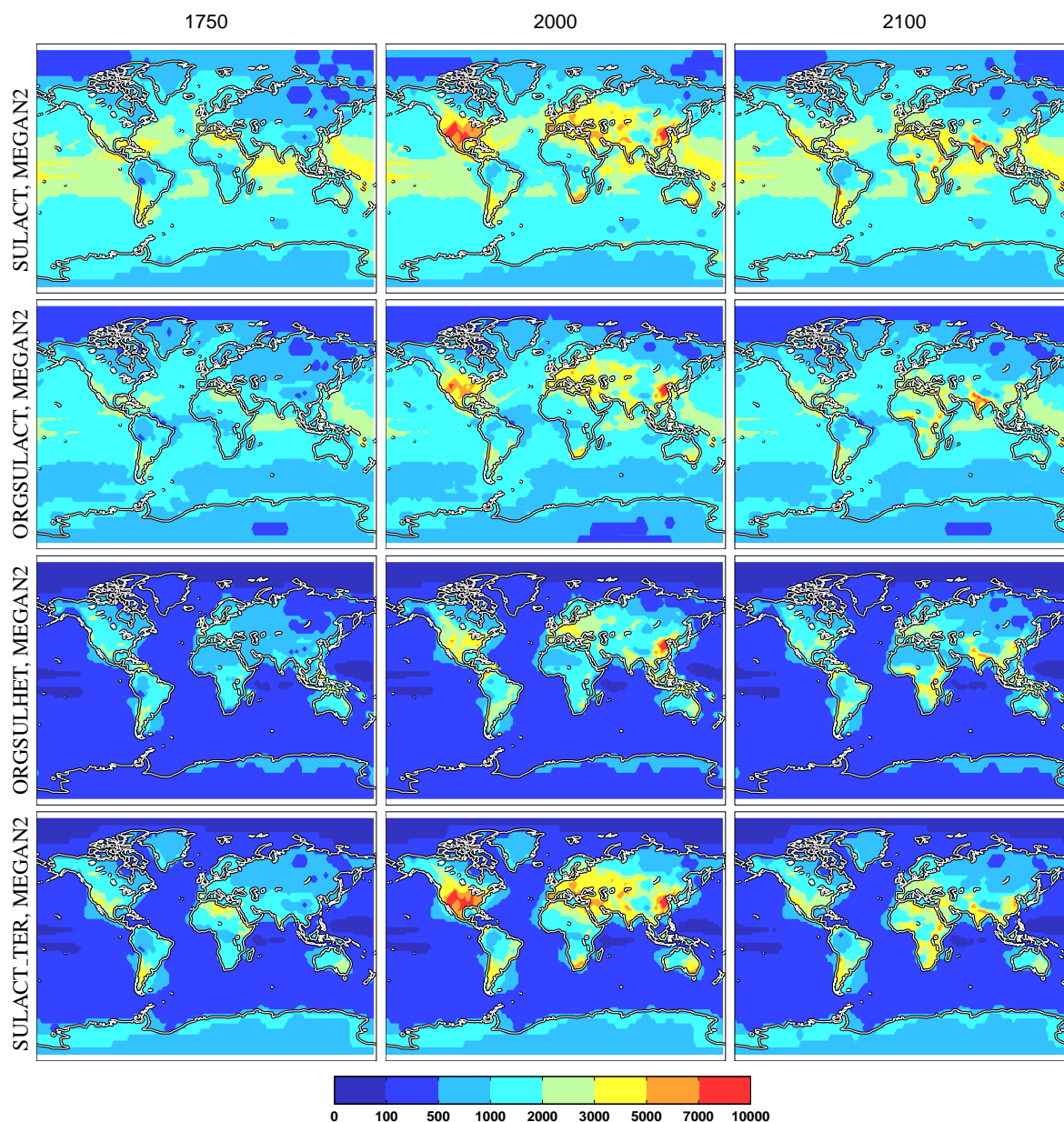


Fig. S1. 5-year average $\text{CN}(d_p > 3\text{nm})$ (cm^{-3}) in the lowest model level in year 1750 (left panels), 2000 (center panels) and 2100 (right panels). The concentrations are from simulations with MEGAN2 BVOC emissions, and results for the year 2100 are averages over the 3 emission scenarios.

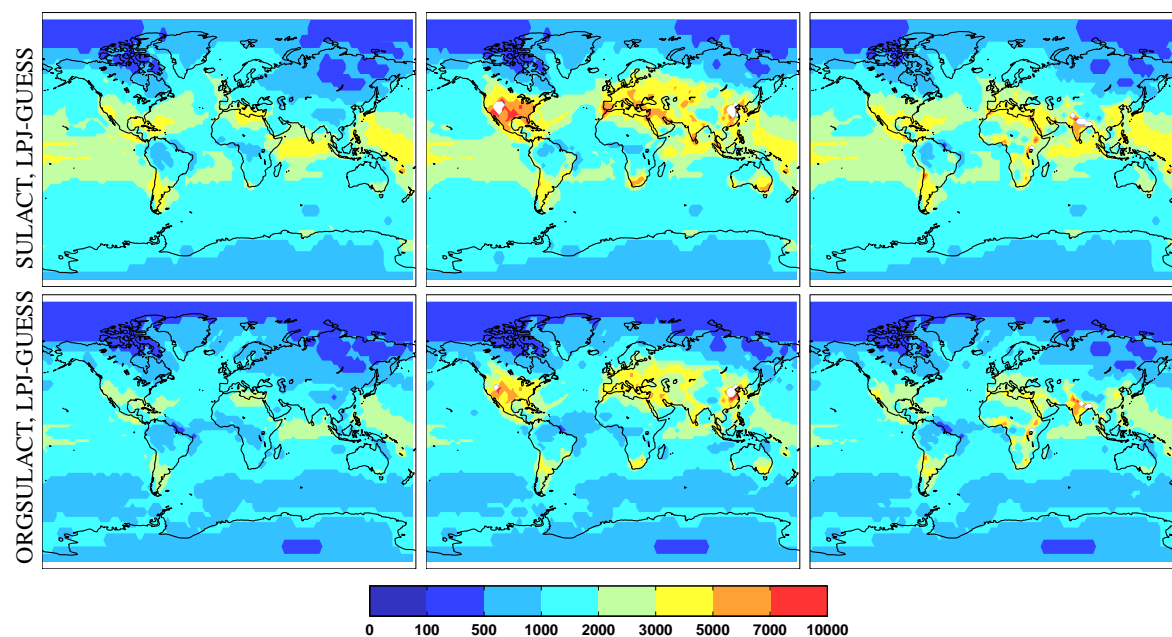


Fig. S2. 5-year average $\text{CN}(d_p > 3\text{nm})$ (cm^{-3}) in the lowest model level in year 1750 (left panels), 2000 (center panels) and 2100 (right panels). The concentrations are from simulations with LPJ-GUESS BVOC emissions, and results for the year 2100 are averages over the 3 emission scenarios.

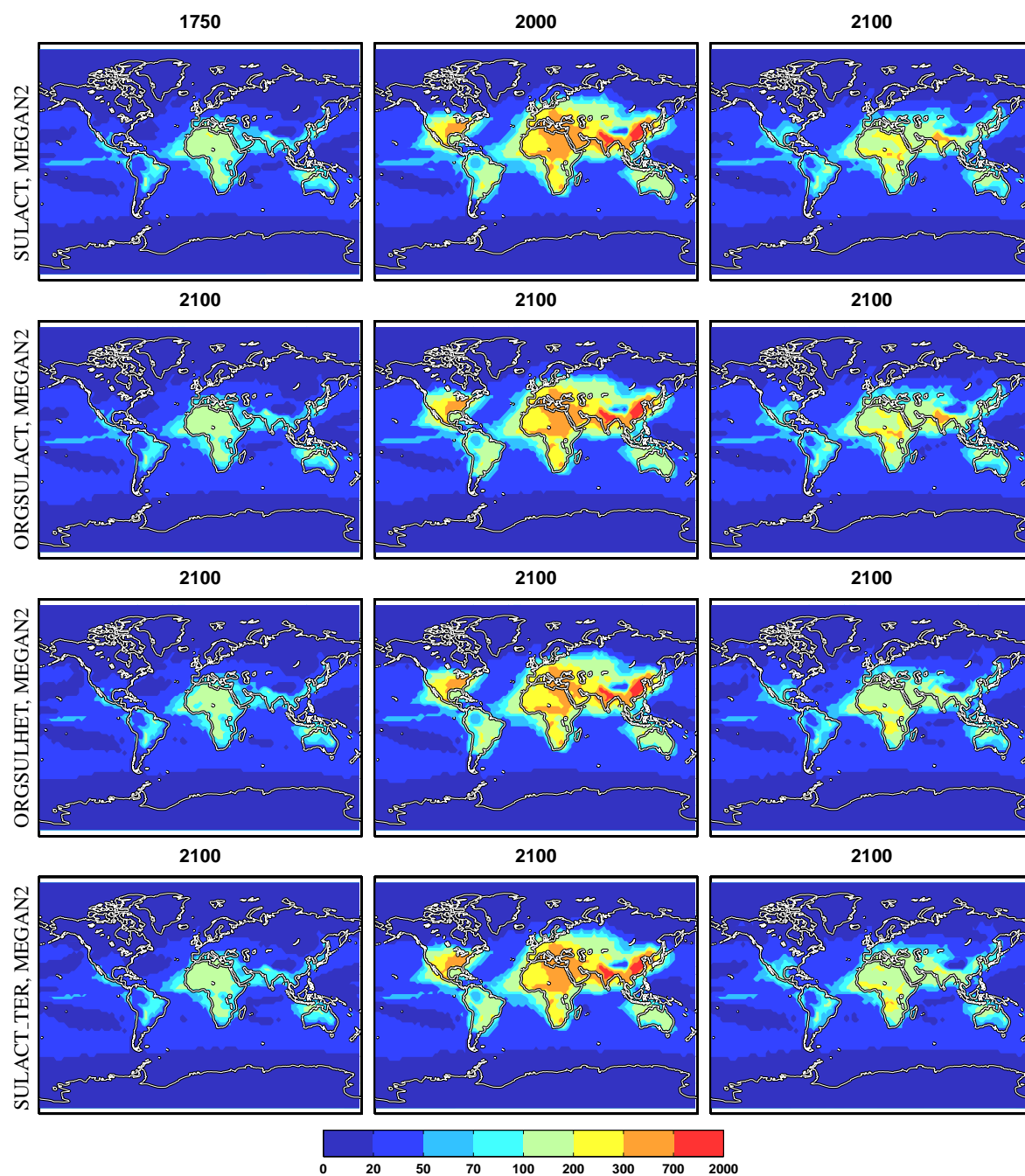


Fig. S3. 5-year average CCN(0.2%) (cm^{-3}) in the lowest model level in year 1750 (left panels), 2000 (center panels) and 2100 (right panels). The concentrations are from simulations with MEGAN2 BVOC emissions, and results for the year 2100 are averages over the 3 emission scenarios.

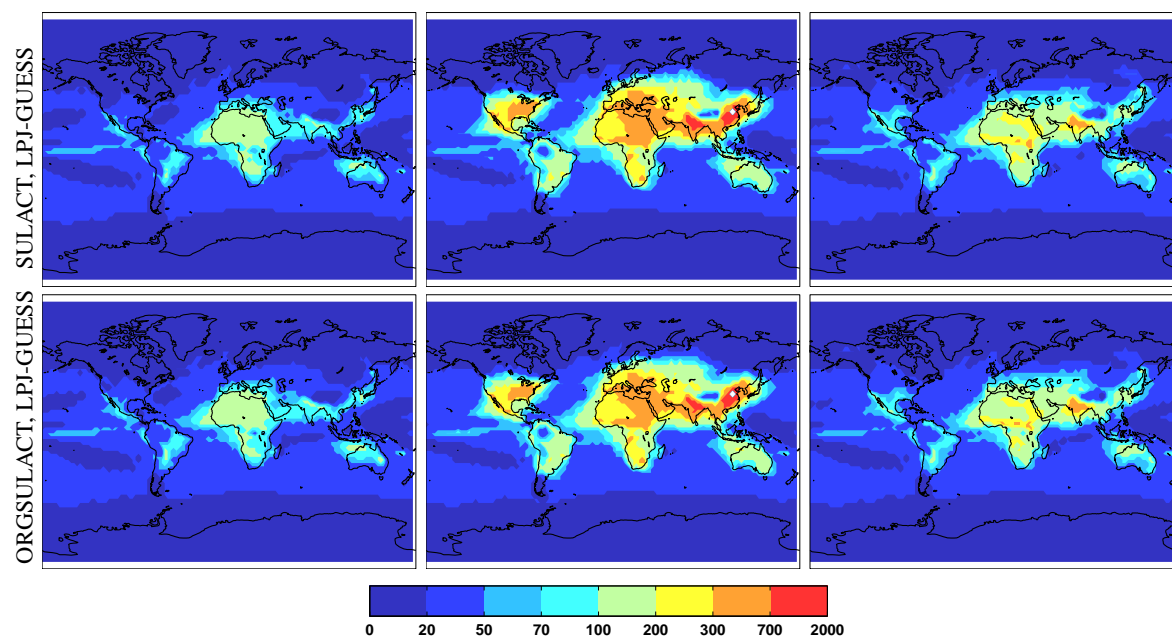


Fig. S4. 5-year average CCN(0.2%) (cm^{-3}) in the lowest model level in year 1750 (left panels), 2000 (center panels) and 2100 (right panels). The concentrations are from simulations with LPJ-GUESS BVOC emissions, and results for the year 2100 are averages over the 3 emission scenarios.